EvalML Documentation

Release 0.43.0

Alteryx, Inc.

Jan 25, 2022

CONTENTS

1 Install 3

2 Start 7

3 Tutorials 15

4 User Guide 45

5 API Reference 181

6 Release Notes 1535

Python Module Index 1593

Index 1597

EvalML is an AutoML library that builds, optimizes, and evaluates machine learning pipelines using domain-specific objective functions.

Combined with Featuretools and Compose, EvalML can be used to create end-to-end supervised machine learning solutions.

CHAPTER

ONE

INSTALL

EvalML is available for Python 3.7 and 3.8 with experimental support 3.9. It can be installed with pip or conda.

1.1 Time Series support with Facebook's Prophet

To support the `Prophet` time series estimator, be sure to install it as an extra requirement. Please note that this may take a few minutes. Prophet is currently only supported via pip installation in EvalML for Mac with CmdStan as a backend.

```
pip install evalml[prophet]
```

Another option for installing Prophet with CmdStan as a backend is to use `make installdeps-prophet`.

Note: In order to do this, you must have the EvalML repo cloned and you must be in the top level folder `<your_directory>/evalml/` to execute this command. This command will do the following: - Pip install `cmdstanpy==0.9.68` - Execute the `install_cmdstan.py` script found within your `site-packages/cmdstanpy` which builds `cmdstan` in your `site-packages`. - Install `Prophet==1.0.1` with the `CMDSTAN` and `STAN_BACKEND` environment variables set.

If the `site-packages` path is incorrect or you'd like to specify a different one, just run `make installdeps-prophet SITE_PACKAGES_DIR="<path_to_your_site_packages>"`.

If you'd like to have more fine-tuned control over the installation steps for Prophet, such as specifying the backend, follow these steps:

For CmdStanPy as a backend: 1. `pip install cmdstanpy==0.9.68` 2. `python <path_to_installed_cmdstanpy>/install_cmdstan.py --dir <path_to_build_cmdstan> -v <version_to_use>` 3. `CMDSTAN=<path_to_build_cmdstan>/cmdstan-<version_to_use> STAN_BACKEND=CMDSTANPY pip install prophet==1.0.1`

For PyStan as a backend (PyStan is used by default): 1. `pip install prophet==1.0.1`

1.2 Pip with all dependencies

To install evalml with pip, run the following command:

```
pip install evalml
```

1.3 Pip with core dependencies

EvalML includes several optional dependencies. The `xgboost` and `catboost` packages support pipelines built around those modeling libraries. The `plotly` and `ipywidgets` packages support plotting functionality in automl searches. These dependencies are recommended, and are included with EvalML by default but are not required in order to install and use EvalML.

EvalML's core dependencies are listed in `core-requirements.txt` in the source code, and optional requirements are isted in `requirements.txt`.

To install EvalML with only the core required dependencies, download the EvalML source from pypi to access the requirements files. Then run the following:

```
pip install evalml --no-dependencies
pip install -r core-requirements.txt
```

1.3.1 Add-ons

You can install add-ons individually or all at once by running:

```
pip install evalml[complete]
```

Time Series Support

Add time series support with Facebook's Prophet

```
pip install evalml[prophet]
```

Please note that this may take a few minutes. Prophet is currently only supported via pip installation in EvalML.

Update checker

Receive automatic notifications of new EvalML releases

```
pip install evalml[update_checker]
```

1.4 Conda with all dependencies

To install evalml with conda run the following command:

```
conda install -c conda-forge evalml
```

1.5 Conda with core dependencies

To install evalml with only core dependencies run the following command:

```
conda install -c conda-forge evalml-core
```

1.6 Windows

Additionally, if you are using `pip` to install EvalML, it is recommended you first install the following packages using conda: * `numba` (needed for `shap` and prediction explanations). Install with `conda install -c conda-forge numba` * `graphviz` if you're using EvalML's plotting utilities. Install with `conda install -c conda-forge python-graphviz`

The XGBoost library may not be pip-installable in some Windows environments. If you are encountering installation issues, please try installing XGBoost from Github before installing EvalML or install evalml with conda.

1.7 Mac

In order to run on Mac, LightGBM requires the `OpenMP` library to be installed, which can be done with HomeBrew by running

```
brew install libomp
```

Additionally, `graphviz` can be installed by running

```
brew install graphviz
```

1.8 Python 3.9 support

Evalml can still be installed with pip in python 3.9 but note that `sktime`, one of our dependencies, will not be installed because that library does not yet support python 3.9. This means the `PolynomialDetrending` component will not be usable in python 3.9. You can try to install `sktime` from source in python 3.9 to use the `PolynomialDetrending` component but be warned that we only test it in python 3.7 and 3.8.

CHAPTER

TWO

START

In this guide, we'll show how you can use EvalML to automatically find the best pipeline for predicting whether or not a credit card transaction is fradulent. Along the way, we'll highlight EvalML's built-in tools and features for understanding and interacting with the search process.

[1]:
```
import evalml
from evalml import AutoMLSearch
from evalml.utils import infer_feature_types
```

First, we load in the features and outcomes we want to use to train our model.

[2]:
```
X, y = evalml.demos.load_fraud(n_rows=250)
```

```
             Number of Features
Boolean                       1
Categorical                   6
Numeric                       5

Number of training examples: 250
Targets
False    88.40%
True     11.60%
Name: fraud, dtype: object
```

First, we will clean the data. Since EvalML accepts a pandas input, it can run type inference on this data directly. Since we'd like to change the types inferred by EvalML, we can use the `infer_feature_types` utility method. Here's what we're going to do with the following dataset:

- Reformat the `expiration_date` column so it reflects a more familiar date format.
- Cast the `lat` and `lng` columns from float to str.
- Use `infer_feature_types` to specify what types certain columns should be. For example, to avoid having the `provider` column be inferred as natural language text, we have specified it as a categorical column instead.

The `infer_feature_types` utility method takes a pandas or numpy input and converts it to a pandas dataframe with a Woodwork accessor, providing us with flexibility to cast the data as necessary.

[3]:
```
X.ww['expiration_date'] = X['expiration_date'].apply(lambda x: '20{}-01-{}'.format(x.
↪split("/")[1], x.split("/")[0]))
X = infer_feature_types(X, feature_types= {'store_id': 'categorical',
                                           'expiration_date': 'datetime',
                                           'lat': 'categorical',
                                           'lng': 'categorical',
                                           'provider': 'categorical'})
X.ww
```

[3]:
```
                    Physical Type Logical Type Semantic Tag(s)
Column
card_id                     int64      Integer     ['numeric']
store_id                    int64      Integer     ['numeric']
datetime           datetime64[ns]     Datetime              []
amount                      int64      Integer     ['numeric']
currency                   string      Unknown              []
customer_present            bool      Boolean              []
expiration_date    datetime64[ns]     Datetime              []
provider                  category  Categorical    ['category']
lat                        float64       Double     ['numeric']
lng                        float64       Double     ['numeric']
region                    category  Categorical    ['category']
country                   category  Categorical    ['category']
```

In order to validate the results of the pipeline creation and optimization process, we will save some of our data as a holdout set.

[4]:
```
X_train, X_holdout, y_train, y_holdout = evalml.preprocessing.split_data(X, y,␣
↪problem_type='binary', test_size=.2)
```

Note: To provide data to EvalML, it is recommended that you initialize a woodwork accessor so that you control how EvalML will treat each feature, such as as a numeric feature, a categorical feature, a text feature or other type of feature. Consult the the Woodwork project for help on how to do this. Here, `split_data()` returns dataframes with woodwork accessors.

EvalML has many options to configure the pipeline search. At the minimum, we need to define an objective function. For simplicity, we will use the F1 score in this example. However, the real power of EvalML is in using domain-specific *objective functions* or *building your own*.

Below EvalML utilizes Bayesian optimization (EvalML's default optimizer) to search and find the best pipeline defined by the given objective.

EvalML provides a number of parameters to control the search process. `max_batches` is one of the parameters which controls the stopping criterion for the AutoML search. It indicates the maximum number of rounds of AutoML to evaluate, where each round may train and score a variable number of pipelines. In this example, `max_batches` is set to 1.

** Graphing methods, like AutoMLSearch, on Jupyter Notebook and Jupyter Lab require ipywidgets to be installed.

** If graphing on Jupyter Lab, jupyterlab-plotly required. To download this, make sure you have npm installed.

[5]:
```
automl = AutoMLSearch(X_train=X_train, y_train=y_train,
                      problem_type='binary', objective='f1',
                      max_batches=1, verbose=True)
```

```
Removing columns ['currency'] because they are of 'Unknown' type
Generating pipelines to search over...
8 pipelines ready for search.
```

When we call `search()`, the search for the best pipeline will begin. There is no need to wrangle with missing data or categorical variables as EvalML includes various preprocessing steps (like imputation, one-hot encoding, feature selection) to ensure you're getting the best results. As long as your data is in a single table, EvalML can handle it. If not, you can reduce your data to a single table by utilizing Featuretools and its Entity Sets.

You can find more information on pipeline components and how to integrate your own custom pipelines into EvalML *here*.

[6]:
```
automl.search()
```

```
*****************************
* Beginning pipeline search *
*****************************

Optimizing for F1.
Greater score is better.

Using SequentialEngine to train and score pipelines.
Searching up to 1 batches for a total of 9 pipelines.
Allowed model families: linear_model, linear_model, xgboost, lightgbm, catboost,␣
↪random_forest, decision_tree, extra_trees
```

```
FigureWidget({
    'data': [{'mode': 'lines+markers',
              'name': 'Best Score',
              'type'...
```

```
Evaluating Baseline Pipeline: Mode Baseline Binary Classification Pipeline
Mode Baseline Binary Classification Pipeline:
        Starting cross validation
        Finished cross validation - mean F1: 0.000

*****************************
* Evaluating Batch Number 1 *
*****************************

Elastic Net Classifier w/ Label Encoder + Drop Columns Transformer + DateTime␣
↪Featurizer + Imputer + One Hot Encoder + Oversampler + Standard Scaler:
        Starting cross validation
        Finished cross validation - mean F1: 0.258
Logistic Regression Classifier w/ Label Encoder + Drop Columns Transformer + DateTime␣
↪Featurizer + Imputer + One Hot Encoder + Oversampler + Standard Scaler:
        Starting cross validation
        Finished cross validation - mean F1: 0.232
XGBoost Classifier w/ Label Encoder + Drop Columns Transformer + DateTime Featurizer␣
↪+ Imputer + One Hot Encoder + Oversampler:
        Starting cross validation
        Finished cross validation - mean F1: 0.205
LightGBM Classifier w/ Label Encoder + Drop Columns Transformer + DateTime Featurizer␣
↪+ Imputer + One Hot Encoder + Oversampler:
        Starting cross validation
        Finished cross validation - mean F1: 0.492
CatBoost Classifier w/ Label Encoder + Drop Columns Transformer + DateTime Featurizer␣
↪+ Imputer + Oversampler:
        Starting cross validation
        Finished cross validation - mean F1: 0.558
Random Forest Classifier w/ Label Encoder + Drop Columns Transformer + DateTime␣
↪Featurizer + Imputer + One Hot Encoder + Oversampler:
        Starting cross validation
        Finished cross validation - mean F1: 0.451
Decision Tree Classifier w/ Label Encoder + Drop Columns Transformer + DateTime␣
↪Featurizer + Imputer + One Hot Encoder + Oversampler:
        Starting cross validation
        Finished cross validation - mean F1: 0.284
Extra Trees Classifier w/ Label Encoder + Drop Columns Transformer + DateTime␣
↪Featurizer + Imputer + One Hot Encoder + Oversampler:
```

(continues on next page)

(continued from previous page)

```
        Starting cross validation
        Finished cross validation - mean F1: 0.274

Search finished after 00:21
Best pipeline: CatBoost Classifier w/ Label Encoder + Drop Columns Transformer +␣
↪DateTime Featurizer + Imputer + Oversampler
Best pipeline F1: 0.557576
```

If you would like to suppress stdout output, set `verbose=False`. This is also the default behavior for `AutoMLSearch` if `verbose` is not specified.

[7]:
```
automl = AutoMLSearch(X_train=X_train, y_train=y_train,
                      problem_type='binary', objective='f1',
                      max_batches=1, verbose=False)
automl.search()
```

We also provide *a standalone ``search`* method <../generated/evalml.automl.search.html>`__ which does all of the above in a single line, and returns the `AutoMLSearch` instance and data check results. If there were data check errors, AutoML will not be run and no `AutoMLSearch` instance will be returned.

After the search is finished we can view all of the pipelines searched, ranked by score. Internally, EvalML performs cross validation to score the pipelines. If it notices a high variance across cross validation folds, it will warn you. EvalML also provides additional *data checks* to analyze your data to assist you in producing the best performing pipeline.

[8]:
```
automl.rankings
```

[8]:
```
   id                                     pipeline_name  search_order  \
0   5  CatBoost Classifier w/ Label Encoder + Drop Co...             5
1   4  LightGBM Classifier w/ Label Encoder + Drop Co...             4
2   6  Random Forest Classifier w/ Label Encoder + Dr...             6
3   7  Decision Tree Classifier w/ Label Encoder + Dr...             7
4   8  Extra Trees Classifier w/ Label Encoder + Drop...             8
5   1  Elastic Net Classifier w/ Label Encoder + Drop...             1
6   2  Logistic Regression Classifier w/ Label Encode...             2
7   3  XGBoost Classifier w/ Label Encoder + Drop Col...             3
8   0       Mode Baseline Binary Classification Pipeline             0

   mean_cv_score  standard_deviation_cv_score  validation_score  \
0       0.557576                     0.163973          0.557576
1       0.491582                     0.156918          0.491582
2       0.451178                     0.091096          0.451178
3       0.284444                     0.100958          0.284444
4       0.274399                     0.112777          0.274399
5       0.257854                     0.124734          0.257854
6       0.232136                     0.066625          0.232136
7       0.204545                     0.186031          0.204545
8       0.000000                     0.000000          0.000000

   percent_better_than_baseline  high_variance_cv  \
0                     55.757576             False
1                     49.158249             False
2                     45.117845             False
3                     28.444444             False
4                     27.439916             False
5                     25.785441             False
6                     23.213568             False
```

(continues on next page)

(continued from previous page)

```
7                     20.454545             False
8                      0.000000             False

                                          parameters
0  {'Label Encoder': {'positive_label': None}, 'D...
1  {'Label Encoder': {'positive_label': None}, 'D...
2  {'Label Encoder': {'positive_label': None}, 'D...
3  {'Label Encoder': {'positive_label': None}, 'D...
4  {'Label Encoder': {'positive_label': None}, 'D...
5  {'Label Encoder': {'positive_label': None}, 'D...
6  {'Label Encoder': {'positive_label': None}, 'D...
7  {'Label Encoder': {'positive_label': None}, 'D...
8  {'Label Encoder': {'positive_label': None}, 'B...
```

If we are interested in see more details about the pipeline, we can view a summary description using the `id` from the rankings table:

[9]:
```
automl.describe_pipeline(3)
```

```
*****************************************************************************************
* XGBoost Classifier w/ Label Encoder + Drop Columns Transformer + DateTime␣
↪Featurizer + Imputer + One Hot Encoder + Oversampler *
*****************************************************************************************

Problem Type: binary
Model Family: XGBoost

Pipeline Steps
==============
1. Label Encoder
         * positive_label : None
2. Drop Columns Transformer
         * columns : ['currency']
3. DateTime Featurizer
         * features_to_extract : ['year', 'month', 'day_of_week', 'hour']
         * encode_as_categories : False
         * time_index : None
4. Imputer
         * categorical_impute_strategy : most_frequent
         * numeric_impute_strategy : mean
         * categorical_fill_value : None
         * numeric_fill_value : None
5. One Hot Encoder
         * top_n : 10
         * features_to_encode : None
         * categories : None
         * drop : if_binary
         * handle_unknown : ignore
         * handle_missing : error
6. Oversampler
         * sampling_ratio : 0.25
         * k_neighbors_default : 5
         * n_jobs : -1
         * sampling_ratio_dict : None
         * categorical_features : [3, 14, 15, 16, 17, 18, 19, 20, 21, 22, 23, 24, 25,␣
↪26, 27, 28, 29, 30, 31, 32, 33, 34, 35, 36, 37, 38, 39, 40, 41, 42, 43]
```

(continues on next page)

(continued from previous page)

```
        * k_neighbors : 5
7. XGBoost Classifier
        * eta : 0.1
        * max_depth : 6
        * min_child_weight : 1
        * n_estimators : 100
        * n_jobs : -1
        * eval_metric : logloss

Training
========
Training for binary problems.
Objective to optimize binary classification pipeline thresholds for: <evalml.
↪objectives.standard_metrics.F1 object at 0x7f2dfb86f700>
Total training time (including CV): 2.7 seconds

Cross Validation
----------------
               F1  MCC Binary  Log Loss Binary  Gini   AUC  Precision  Balanced␣
↪Accuracy Binary  Accuracy Binary # Training # Validation
0           0.000       0.000            0.196 0.703 0.852      0.000              ␣
↪    0.500            0.881        133           67
1           0.364       0.365            0.456 0.411 0.706      0.667              ␣
↪    0.617            0.896        133           67
2           0.250       0.360            0.156 0.806 0.903      1.000              ␣
↪    0.571            0.909        134           66
mean        0.205       0.242            0.269 0.640 0.820      0.556              ␣
↪    0.563            0.895          -             -
std         0.186       0.209            0.163 0.205 0.103      0.509              ␣
↪    0.059            0.014          -             -
coef of var 0.909       0.866            0.607 0.320 0.125      0.917              ␣
↪    0.104            0.016          -             -
```

We can also view the pipeline parameters directly:

[10]:
```
pipeline = automl.get_pipeline(3)
print(pipeline.parameters)
```

```
{'Label Encoder': {'positive_label': None}, 'Drop Columns Transformer': {'columns': [
↪'currency']}, 'DateTime Featurizer': {'features_to_extract': ['year', 'month', 'day_
↪of_week', 'hour'], 'encode_as_categories': False, 'time_index': None}, 'Imputer': {
↪'categorical_impute_strategy': 'most_frequent', 'numeric_impute_strategy': 'mean',
↪'categorical_fill_value': None, 'numeric_fill_value': None}, 'One Hot Encoder': {
↪'top_n': 10, 'features_to_encode': None, 'categories': None, 'drop': 'if_binary',
↪'handle_unknown': 'ignore', 'handle_missing': 'error'}, 'Oversampler': {'sampling_
↪ratio': 0.25, 'k_neighbors_default': 5, 'n_jobs': -1, 'sampling_ratio_dict': None,
↪'categorical_features': [3, 14, 15, 16, 17, 18, 19, 20, 21, 22, 23, 24, 25, 26, 27,␣
↪28, 29, 30, 31, 32, 33, 34, 35, 36, 37, 38, 39, 40, 41, 42, 43], 'k_neighbors': 5},
↪'XGBoost Classifier': {'eta': 0.1, 'max_depth': 6, 'min_child_weight': 1, 'n_
↪estimators': 100, 'n_jobs': -1, 'eval_metric': 'logloss'}}
```

We can now select the best pipeline and score it on our holdout data:

[11]:
```
pipeline = automl.best_pipeline
pipeline.score(X_holdout, y_holdout, ["f1"])
```

[11]:
```
OrderedDict([('F1', 0.6666666666666666)])
```

We can also visualize the structure of the components contained by the pipeline:

[12]:
```
pipeline.graph()
```

[12]:

CHAPTER

THREE

TUTORIALS

Below are examples of how to apply EvalML to a variety of problems:

3.1 Building a Fraud Prediction Model with EvalML

In this demo, we will build an optimized fraud prediction model using EvalML. To optimize the pipeline, we will set up an objective function to minimize the percentage of total transaction value lost to fraud. At the end of this demo, we also show you how introducing the right objective during the training results in a much better than using a generic machine learning metric like AUC.

[1]:
```
import evalml
from evalml import AutoMLSearch
from evalml.objectives import FraudCost
```

3.1.1 Configure "Cost of Fraud"

To optimize the pipelines toward the specific business needs of this model, we can set our own assumptions for the cost of fraud. These parameters are

- `retry_percentage` - what percentage of customers will retry a transaction if it is declined?
- `interchange_fee` - how much of each successful transaction do you collect?
- `fraud_payout_percentage` - the percentage of fraud will you be unable to collect
- `amount_col` - the column in the data the represents the transaction amount

Using these parameters, EvalML determines attempt to build a pipeline that will minimize the financial loss due to fraud.

[2]:
```
fraud_objective = FraudCost(retry_percentage=.5,
                            interchange_fee=.02,
                            fraud_payout_percentage=.75,
                            amount_col='amount')
```

3.1.2 Search for best pipeline

In order to validate the results of the pipeline creation and optimization process, we will save some of our data as the holdout set.

[3]:
```
X, y = evalml.demos.load_fraud(n_rows=5000)
```

```
             Number of Features
Boolean                       1
Categorical                   6
Numeric                       5

Number of training examples: 5000
Targets
False    86.20%
True     13.80%
Name: fraud, dtype: object
```

EvalML natively supports one-hot encoding. Here we keep 1 out of the 6 categorical columns to decrease computation time.

[4]:
```
cols_to_drop = ['datetime', 'expiration_date', 'country', 'region', 'provider']
for col in cols_to_drop:
    X.ww.pop(col)

X_train, X_holdout, y_train, y_holdout = evalml.preprocessing.split_data(X, y,␣
↪problem_type='binary', test_size=0.2, random_seed=0)

X.ww
```

[4]:
```
                 Physical Type Logical Type Semantic Tag(s)
Column
card_id                  int64      Integer     ['numeric']
store_id                 int64      Integer     ['numeric']
amount                   int64      Integer     ['numeric']
currency              category  Categorical    ['category']
customer_present          bool      Boolean              []
lat                    float64       Double     ['numeric']
lng                    float64       Double     ['numeric']
```

Because the fraud labels are binary, we will use `AutoMLSearch(X_train=X_train, y_train=y_train, problem_type='binary')`. When we call `.search()`, the search for the best pipeline will begin.

[5]:
```
automl = AutoMLSearch(X_train=X_train, y_train=y_train,
                      problem_type='binary',
                      objective=fraud_objective,
                      additional_objectives=['auc', 'f1', 'precision'],
                      allowed_model_families=["random_forest", "linear_model"],
                      max_batches=1,
                      optimize_thresholds=True,
                      verbose=True)

automl.search()
```

```
Generating pipelines to search over...
3 pipelines ready for search.

*****************************
* Beginning pipeline search *
```

(continues on next page)

(continued from previous page)

```
*****************************

Optimizing for Fraud Cost.
Lower score is better.

Using SequentialEngine to train and score pipelines.
Searching up to 1 batches for a total of 4 pipelines.
Allowed model families: linear_model, linear_model, random_forest
```

```
FigureWidget({
    'data': [{'mode': 'lines+markers',
              'name': 'Best Score',
              'type'...
```

```
Evaluating Baseline Pipeline: Mode Baseline Binary Classification Pipeline
Mode Baseline Binary Classification Pipeline:
        Starting cross validation
        Finished cross validation - mean Fraud Cost: 0.790

*****************************
* Evaluating Batch Number 1 *
*****************************

Elastic Net Classifier w/ Label Encoder + Imputer + One Hot Encoder + Oversampler +␣
↪Standard Scaler:
        Starting cross validation
        Finished cross validation - mean Fraud Cost: 0.009
Logistic Regression Classifier w/ Label Encoder + Imputer + One Hot Encoder +␣
↪Oversampler + Standard Scaler:
        Starting cross validation
        Finished cross validation - mean Fraud Cost: 0.009
Random Forest Classifier w/ Label Encoder + Imputer + One Hot Encoder + Oversampler:
        Starting cross validation
        Finished cross validation - mean Fraud Cost: 0.034

Search finished after 00:12
Best pipeline: Logistic Regression Classifier w/ Label Encoder + Imputer + One Hot␣
↪Encoder + Oversampler + Standard Scaler
Best pipeline Fraud Cost: 0.008727
```

View rankings and select pipelines

Once the fitting process is done, we can see all of the pipelines that were searched, ranked by their score on the fraud detection objective we defined.

[6]:
```
automl.rankings
```

[6]:
```
   id                                     pipeline_name  search_order  \
0   2  Logistic Regression Classifier w/ Label Encode...             2
1   1  Elastic Net Classifier w/ Label Encoder + Impu...             1
2   3  Random Forest Classifier w/ Label Encoder + Im...             3
3   0       Mode Baseline Binary Classification Pipeline             0

   mean_cv_score  standard_deviation_cv_score  validation_score  \
0       0.008727                     0.000903          0.008727
```

(continues on next page)

(continued from previous page)

```
1       0.008732                     0.000897          0.008732
2       0.033876                     0.004963          0.033876
3       0.789648                     0.001136          0.789648

   percent_better_than_baseline  high_variance_cv  \
0                     78.092106             False
1                     78.091683             False
2                     75.577242             False
3                      0.000000             False

                                        parameters
0  {'Label Encoder': {'positive_label': None}, 'I...
1  {'Label Encoder': {'positive_label': None}, 'I...
2  {'Label Encoder': {'positive_label': None}, 'I...
3  {'Label Encoder': {'positive_label': None}, 'B...
```

To select the best pipeline we can call `automl.best_pipeline`.

[7]:
```
best_pipeline = automl.best_pipeline
```

Describe pipelines

We can get more details about any pipeline created during the search process, including how it performed on other objective functions, by calling the `describe_pipeline` method and passing the `id` of the pipeline of interest.

[8]:
```
automl.describe_pipeline(automl.rankings.iloc[1]["id"])
```

```
*****************************************************************************************
* Elastic Net Classifier w/ Label Encoder + Imputer + One Hot Encoder + Oversampler +␣
↪Standard Scaler *
*****************************************************************************************

Problem Type: binary
Model Family: Linear

Pipeline Steps
==============
1. Label Encoder
         * positive_label : None
2. Imputer
         * categorical_impute_strategy : most_frequent
         * numeric_impute_strategy : mean
         * categorical_fill_value : None
         * numeric_fill_value : None
3. One Hot Encoder
         * top_n : 10
         * features_to_encode : None
         * categories : None
         * drop : if_binary
         * handle_unknown : ignore
         * handle_missing : error
4. Oversampler
         * sampling_ratio : 0.25
         * k_neighbors_default : 5
```

(continues on next page)

(continued from previous page)

```
        * n_jobs : -1
        * sampling_ratio_dict : None
        * categorical_features : [3, 6, 7, 8, 9, 10, 11, 12, 13, 14, 15]
        * k_neighbors : 5
5. Standard Scaler
6. Elastic Net Classifier
        * penalty : elasticnet
        * C : 1.0
        * l1_ratio : 0.15
        * n_jobs : -1
        * multi_class : auto
        * solver : saga

Training
========
Training for binary problems.
Objective to optimize binary classification pipeline thresholds for: <evalml.
↪objectives.fraud_cost.FraudCost object at 0x7f81a68f56d0>
Total training time (including CV): 2.1 seconds

Cross Validation
----------------
             Fraud Cost   AUC    F1  Precision # Training # Validation
0                 0.009 0.854 0.273      0.160      2,666        1,334
1                 0.008 0.800 0.255      0.146      2,667        1,333
2                 0.010 0.828 0.260      0.151      2,667        1,333
mean              0.009 0.827 0.263      0.152          -            -
std               0.001 0.027 0.010      0.007          -            -
coef of var       0.103 0.033 0.037      0.044          -            -
```

3.1.3 Evaluate on holdout data

Finally, since the best pipeline is already trained, we evaluate it on the holdout data.

Now, we can score the pipeline on the holdout data using both our fraud cost objective and the AUC (Area under the ROC Curve) objective.

[9]:
```
best_pipeline.score(X_holdout, y_holdout, objectives=["auc", fraud_objective])
```

[9]:
```
OrderedDict([('AUC', 0.8096439019469384),
             ('Fraud Cost', 0.008828859021444526)])
```

3.1.4 Why optimize for a problem-specific objective?

To demonstrate the importance of optimizing for the right objective, let's search for another pipeline using AUC, a common machine learning metric. After that, we will score the holdout data using the fraud cost objective to see how the best pipelines compare.

[10]:
```
automl_auc = AutoMLSearch(X_train=X_train, y_train=y_train,
                          problem_type='binary',
                          objective='auc',
                          additional_objectives=['f1', 'precision'],
                          max_batches=1,
                          allowed_model_families=["random_forest", "linear_model"],
```

(continues on next page)

(continued from previous page)

```
                          optimize_thresholds=True,
                          verbose=True)

automl_auc.search()
```

```
Generating pipelines to search over...
3 pipelines ready for search.

*****************************
* Beginning pipeline search *
*****************************

Optimizing for AUC.
Greater score is better.

Using SequentialEngine to train and score pipelines.
Searching up to 1 batches for a total of 4 pipelines.
Allowed model families: linear_model, linear_model, random_forest
```

```
FigureWidget({
    'data': [{'mode': 'lines+markers',
              'name': 'Best Score',
              'type'...
```

```
Evaluating Baseline Pipeline: Mode Baseline Binary Classification Pipeline
Mode Baseline Binary Classification Pipeline:
        Starting cross validation
        Finished cross validation - mean AUC: 0.500

*****************************
* Evaluating Batch Number 1 *
*****************************

Elastic Net Classifier w/ Label Encoder + Imputer + One Hot Encoder + Oversampler +␣
↪Standard Scaler:
        Starting cross validation
        Finished cross validation - mean AUC: 0.827
Logistic Regression Classifier w/ Label Encoder + Imputer + One Hot Encoder +␣
↪Oversampler + Standard Scaler:
        Starting cross validation
        Finished cross validation - mean AUC: 0.827
Random Forest Classifier w/ Label Encoder + Imputer + One Hot Encoder + Oversampler:
        Starting cross validation
        Finished cross validation - mean AUC: 0.853

Search finished after 00:07
Best pipeline: Random Forest Classifier w/ Label Encoder + Imputer + One Hot Encoder␣
↪+ Oversampler
Best pipeline AUC: 0.853164
```

Like before, we can look at the rankings of all of the pipelines searched and pick the best pipeline.

[11]:
```
automl_auc.rankings
```

[11]:
```
   id                                     pipeline_name  search_order  \
0   3  Random Forest Classifier w/ Label Encoder + Im...             3
1   1  Elastic Net Classifier w/ Label Encoder + Impu...             1
2   2  Logistic Regression Classifier w/ Label Encode...             2
```

(continues on next page)

(continued from previous page)

```
3   0       Mode Baseline Binary Classification Pipeline             0

   mean_cv_score  standard_deviation_cv_score  validation_score  \
0       0.853164                     0.010011          0.853164
1       0.827102                     0.027002          0.827102
2       0.826675                     0.027444          0.826675
3       0.500000                     0.000000          0.500000

   percent_better_than_baseline  high_variance_cv  \
0                     35.316397             False
1                     32.710221             False
2                     32.667497             False
3                      0.000000             False

                                          parameters
0  {'Label Encoder': {'positive_label': None}, 'I...
1  {'Label Encoder': {'positive_label': None}, 'I...
2  {'Label Encoder': {'positive_label': None}, 'I...
3  {'Label Encoder': {'positive_label': None}, 'B...
```

[12]:
```
best_pipeline_auc = automl_auc.best_pipeline
```

[13]:
```
# get the fraud score on holdout data
best_pipeline_auc.score(X_holdout, y_holdout,  objectives=["auc", fraud_objective])
```

[13]:
```
OrderedDict([('AUC', 0.8644456773933219),
             ('Fraud Cost', 0.025818002222876495)])
```

[14]:
```
# fraud score on fraud optimized again
best_pipeline.score(X_holdout, y_holdout, objectives=["auc", fraud_objective])
```

[14]:
```
OrderedDict([('AUC', 0.8096439019469384),
             ('Fraud Cost', 0.008828859021444526)])
```

When we optimize for AUC, we can see that the AUC score from this pipeline performs better compared to the AUC score from the pipeline optimized for fraud cost; however, the losses due to fraud are a much larger percentage of the total transaction amount when optimized for AUC and much smaller when optimized for fraud cost. As a result, we lose a noticable percentage of the total transaction amount by not optimizing for fraud cost specifically.

Optimizing for AUC does not take into account the user-specified `retry_percentage`, `interchange_fee`, `fraud_payout_percentage` values, which could explain the decrease in fraud performance. Thus, the best pipelines may produce the highest AUC but may not actually reduce the amount loss due to your specific type fraud.

This example highlights how performance in the real world can diverge greatly from machine learning metrics.

3.2 Building a Lead Scoring Model with EvalML

In this demo, we will build an optimized lead scoring model using EvalML. To optimize the pipeline, we will set up an objective function to maximize the revenue generated with true positives while taking into account the cost of false positives. At the end of this demo, we also show you how introducing the right objective during the training is significantly better than using a generic machine learning metric like AUC.

[1]:
```
import evalml
from evalml import AutoMLSearch
from evalml.objectives import LeadScoring
```

3.2.1 Configure LeadScoring

To optimize the pipelines toward the specific business needs of this model, you can set your own assumptions for how much value is gained through true positives and the cost associated with false positives. These parameters are

- `true_positive` - dollar amount to be gained with a successful lead
- `false_positive` - dollar amount to be lost with an unsuccessful lead

Using these parameters, EvalML builds a pileline that will maximize the amount of revenue per lead generated.

[2]:
```
lead_scoring_objective = LeadScoring(
    true_positives=100,
    false_positives=-5
)
```

3.2.2 Dataset

We will be utilizing a dataset detailing a customer's job, country, state, zip, online action, the dollar amount of that action and whether they were a successful lead.

[3]:
```
from urllib.request import urlopen
import pandas as pd
import woodwork as ww
customers_data = urlopen('https://featurelabs-static.s3.amazonaws.com/lead_scoring_ml_
↪apps/customers.csv')
interactions_data = urlopen('https://featurelabs-static.s3.amazonaws.com/lead_scoring_
↪ml_apps/interactions.csv')
leads_data = urlopen('https://featurelabs-static.s3.amazonaws.com/lead_scoring_ml_
↪apps/previous_leads.csv')
customers = pd.read_csv(customers_data)
interactions = pd.read_csv(interactions_data)
leads = pd.read_csv(leads_data)

X = customers.merge(interactions, on='customer_id').merge(leads, on='customer_id')
y = X['label']
X = X.drop(['customer_id', 'date_registered', 'birthday','phone', 'email',
            'owner', 'company', 'id', 'time_x',
            'session', 'referrer', 'time_y', 'label', 'country'], axis=1)
display(X.head())
```

```
                     job state      zip     action  amount
0        Engineer, mining    NY  60091.0  page_view     NaN
1  Psychologist, forensic    CA      NaN   purchase  135.23
2  Psychologist, forensic    CA      NaN  page_view     NaN
3          Air cabin crew   NaN  60091.0   download     NaN
4          Air cabin crew   NaN  60091.0  page_view     NaN
```

We will convert our data into Woodwork data structures. Doing so enables us to have more control over the types passed to and inferred by AutoML.

[4]:
```
X.ww.init(semantic_tags={'job': 'category'}, logical_types={'job': 'Categorical'})
y = ww.init_series(y)
X.ww
```

[4]:
```
       Physical Type Logical Type Semantic Tag(s)
Column
job         category  Categorical    ['category']
```

(continues on next page)

(continued from previous page)

```
state       category  Categorical    ['category']
zip          float64       Double     ['numeric']
action      category  Categorical    ['category']
amount       float64       Double     ['numeric']
```

3.2.3 Search for the best pipeline

In order to validate the results of the pipeline creation and optimization process, we will save some of our data as a holdout set.

EvalML natively supports one-hot encoding and imputation so the above `NaN` and categorical values will be taken care of.

[5]:
```
X_train, X_holdout, y_train, y_holdout = evalml.preprocessing.split_data(X, y,␣
↪problem_type='binary', test_size=0.2, random_seed=0)

X.ww
```

[5]:
```
       Physical Type Logical Type Semantic Tag(s)
Column
job         category  Categorical    ['category']
state       category  Categorical    ['category']
zip          float64       Double     ['numeric']
action      category  Categorical    ['category']
amount       float64       Double     ['numeric']
```

Because the lead scoring labels are binary, we will use set the problem type to "binary". When we call `.search()`, the search for the best pipeline will begin.

[6]:
```
automl = AutoMLSearch(X_train=X_train, y_train=y_train,
                      problem_type='binary',
                      objective=lead_scoring_objective,
                      additional_objectives=['auc'],
                      allowed_model_families=["catboost", "random_forest", "linear_
↪model"],
                      max_batches=1,
                      verbose=True)

automl.search()
```

```
Generating pipelines to search over...
4 pipelines ready for search.

*****************************
* Beginning pipeline search *
*****************************

Optimizing for Lead Scoring.
Greater score is better.

Using SequentialEngine to train and score pipelines.
Searching up to 1 batches for a total of 5 pipelines.
Allowed model families: linear_model, linear_model, catboost, random_forest
```

```
FigureWidget({
    'data': [{'mode': 'lines+markers',
              'name': 'Best Score',
              'type'...
```

```
Evaluating Baseline Pipeline: Mode Baseline Binary Classification Pipeline
Mode Baseline Binary Classification Pipeline:
        Starting cross validation
        Finished cross validation - mean Lead Scoring: 0.000

*****************************
* Evaluating Batch Number 1 *
*****************************

Elastic Net Classifier w/ Label Encoder + Imputer + One Hot Encoder + Oversampler +␣
↪Standard Scaler:
        Starting cross validation
        Finished cross validation - mean Lead Scoring: 0.497
Logistic Regression Classifier w/ Label Encoder + Imputer + One Hot Encoder +␣
↪Oversampler + Standard Scaler:
        Starting cross validation
        Finished cross validation - mean Lead Scoring: 0.497
CatBoost Classifier w/ Label Encoder + Imputer + Oversampler:
        Starting cross validation
        Finished cross validation - mean Lead Scoring: 2.438
Random Forest Classifier w/ Label Encoder + Imputer + One Hot Encoder + Oversampler:
        Starting cross validation
        Finished cross validation - mean Lead Scoring: 0.647

Search finished after 00:14
Best pipeline: CatBoost Classifier w/ Label Encoder + Imputer + Oversampler
Best pipeline Lead Scoring: 2.438356
```

View rankings and select pipeline

Once the fitting process is done, we can see all of the pipelines that were searched, ranked by their score on the lead scoring objective we defined.

[7]:
```
automl.rankings
```

[7]:
```
   id                                   pipeline_name  search_order  \
0   3  CatBoost Classifier w/ Label Encoder + Imputer...             3
1   4  Random Forest Classifier w/ Label Encoder + Im...             4
2   1  Elastic Net Classifier w/ Label Encoder + Impu...             1
3   2  Logistic Regression Classifier w/ Label Encode...             2
4   0       Mode Baseline Binary Classification Pipeline             0

   mean_cv_score  standard_deviation_cv_score  validation_score  \
0       2.438356                     2.133413          2.438356
1       0.647310                     1.129570          0.647310
2       0.497075                     0.784040          0.497075
3       0.497075                     0.784040          0.497075
4       0.000000                     0.000000          0.000000

   percent_better_than_baseline  high_variance_cv  \
0                           inf             False
1                           inf             False
```

(continues on next page)

(continued from previous page)

```
2                           inf             False
3                           inf             False
4                           0.0             False

                                          parameters
0  {'Label Encoder': {'positive_label': None}, 'I...
1  {'Label Encoder': {'positive_label': None}, 'I...
2  {'Label Encoder': {'positive_label': None}, 'I...
3  {'Label Encoder': {'positive_label': None}, 'I...
4  {'Label Encoder': {'positive_label': None}, 'B...
```

To select the best pipeline we can call `automl.best_pipeline`.

[8]:
```
best_pipeline = automl.best_pipeline
```

Describe pipeline

You can get more details about any pipeline, including how it performed on other objective functions by calling `.describe_pipeline()` and specifying the `id` of the pipeline.

[9]:
```
automl.describe_pipeline(automl.rankings.iloc[0]["id"])
```

```
*****************************************************************
* CatBoost Classifier w/ Label Encoder + Imputer + Oversampler *
*****************************************************************

Problem Type: binary
Model Family: CatBoost

Pipeline Steps
==============
1. Label Encoder
         * positive_label : None
2. Imputer
         * categorical_impute_strategy : most_frequent
         * numeric_impute_strategy : mean
         * categorical_fill_value : None
         * numeric_fill_value : None
3. Oversampler
         * sampling_ratio : 0.25
         * k_neighbors_default : 5
         * n_jobs : -1
         * sampling_ratio_dict : None
         * categorical_features : [0, 1, 3]
         * k_neighbors : 5
4. CatBoost Classifier
         * n_estimators : 10
         * eta : 0.03
         * max_depth : 6
         * bootstrap_type : None
         * silent : True
         * allow_writing_files : False
         * n_jobs : -1
```

(continues on next page)

(continued from previous page)

```
Training
========
Training for binary problems.
Objective to optimize binary classification pipeline thresholds for: <evalml.
↪objectives.lead_scoring.LeadScoring object at 0x7fa5b45a0310>
Total training time (including CV): 1.0 seconds

Cross Validation
----------------
             Lead Scoring   AUC # Training # Validation
0                   0.000 0.869      3,099        1,550
1                   3.961 0.887      3,099        1,550
2                   3.354 0.889      3,100        1,549
mean                2.438 0.882          -            -
std                 2.133 0.011          -            -
coef of var         0.875 0.012          -            -
```

3.2.4 Evaluate on hold out

Finally, since the best pipeline was trained on all of the training data, we evaluate it on the holdout dataset.

[10]:
```
best_pipeline_score = best_pipeline.score(X_holdout, y_holdout, objectives=["auc",␣
↪lead_scoring_objective])
best_pipeline_score
```

[10]:
```
OrderedDict([('AUC', 0.8585599879117558), ('Lead Scoring', 3.783319002579536)])
```

3.2.5 Why optimize for a problem-specific objective?

To demonstrate the importance of optimizing for the right objective, let's search for another pipeline using AUC, a common machine learning metric. After that, we will score the holdout data using the lead scoring objective to see how the best pipelines compare.

[11]:
```
automl_auc = evalml.AutoMLSearch(X_train=X_train, y_train=y_train,
                                 problem_type='binary',
                                 objective='auc',
                                 additional_objectives=[lead_scoring_objective],
                                 allowed_model_families=["catboost", "random_forest",
↪"linear_model"],
                                 max_batches=1,
                                 verbose=True)

automl_auc.search()
```

```
Generating pipelines to search over...
4 pipelines ready for search.

*****************************
* Beginning pipeline search *
*****************************

Optimizing for AUC.
Greater score is better.
```

(continues on next page)

(continued from previous page)

```
Using SequentialEngine to train and score pipelines.
Searching up to 1 batches for a total of 5 pipelines.
Allowed model families: linear_model, linear_model, catboost, random_forest
```

```
FigureWidget({
    'data': [{'mode': 'lines+markers',
              'name': 'Best Score',
              'type'...
```

```
Evaluating Baseline Pipeline: Mode Baseline Binary Classification Pipeline
Mode Baseline Binary Classification Pipeline:
        Starting cross validation
        Finished cross validation - mean AUC: 0.500

*****************************
* Evaluating Batch Number 1 *
*****************************

Elastic Net Classifier w/ Label Encoder + Imputer + One Hot Encoder + Oversampler +␣
↪Standard Scaler:
        Starting cross validation
        Finished cross validation - mean AUC: 0.653
Logistic Regression Classifier w/ Label Encoder + Imputer + One Hot Encoder +␣
↪Oversampler + Standard Scaler:
        Starting cross validation
        Finished cross validation - mean AUC: 0.653
CatBoost Classifier w/ Label Encoder + Imputer + Oversampler:
        Starting cross validation
        Finished cross validation - mean AUC: 0.882
Random Forest Classifier w/ Label Encoder + Imputer + One Hot Encoder + Oversampler:
        Starting cross validation
        Finished cross validation - mean AUC: 0.652

Search finished after 00:11
Best pipeline: CatBoost Classifier w/ Label Encoder + Imputer + Oversampler
Best pipeline AUC: 0.881709
```

[12]:
```
automl_auc.rankings
```

[12]:
```
   id                                     pipeline_name  search_order  \
0   3  CatBoost Classifier w/ Label Encoder + Imputer...             3
1   2  Logistic Regression Classifier w/ Label Encode...             2
2   1  Elastic Net Classifier w/ Label Encoder + Impu...             1
3   4  Random Forest Classifier w/ Label Encoder + Im...             4
4   0       Mode Baseline Binary Classification Pipeline             0

   mean_cv_score  standard_deviation_cv_score  validation_score  \
0       0.881709                     0.010861          0.881709
1       0.652954                     0.036080          0.652954
2       0.652855                     0.035875          0.652855
3       0.651591                     0.059622          0.651591
4       0.500000                     0.000000          0.500000

   percent_better_than_baseline  high_variance_cv  \
0                     38.170947             False
1                     15.295408             False
2                     15.285487             False
```

(continues on next page)

(continued from previous page)

```
3                     15.159098             False
4                      0.000000             False

                                          parameters
0  {'Label Encoder': {'positive_label': None}, 'I...
1  {'Label Encoder': {'positive_label': None}, 'I...
2  {'Label Encoder': {'positive_label': None}, 'I...
3  {'Label Encoder': {'positive_label': None}, 'I...
4  {'Label Encoder': {'positive_label': None}, 'B...
```

Like before, we can look at the rankings and pick the best pipeline.

[13]:
```
best_pipeline_auc = automl_auc.best_pipeline
```

[14]:
```
# get the auc and lead scoring score on holdout data
best_pipeline_auc_score = best_pipeline_auc.score(X_holdout, y_holdout,  objectives=[
↪"auc", lead_scoring_objective])
best_pipeline_auc_score
```

[14]:
```
OrderedDict([('AUC', 0.8585599879117558), ('Lead Scoring', 3.697334479793637)])
```

[15]:
```
assert best_pipeline_score['Lead Scoring'] > best_pipeline_auc_score['Lead Scoring']
assert best_pipeline_auc_score['Lead Scoring'] >= 0
```

When we optimize for AUC, we can see that the AUC score from this pipeline is similar to the AUC score from the pipeline optimized for lead scoring. However, the revenue per lead is much smaller per lead when optimized for AUC and was much larger when optimized for lead scoring. As a result, we would have a huge gain on the amount of revenue if we optimized for lead scoring.

This happens because optimizing for AUC does not take into account the user-specified `true_positive` (dollar amount to be gained with a successful lead) and `false_positive` (dollar amount to be lost with an unsuccessful lead) values. Thus, the best pipelines may produce the highest AUC but may not actually generate the most revenue through lead scoring.

This example highlights how performance in the real world can diverge greatly from machine learning metrics.

3.3 Using the Cost-Benefit Matrix Objective

The Cost-Benefit Matrix (`CostBenefitMatrix`) objective is an objective that assigns costs to each of the quadrants of a confusion matrix to quantify the cost of being correct or incorrect.

3.3.1 Confusion Matrix

Confusion matrices are tables that summarize the number of correct and incorrectly-classified predictions, broken down by each class. They allow us to quickly understand the performance of a classification model and where the model gets "confused" when it is making predictions. For the binary classification problem, there are four possible combinations of prediction and actual target values possible:

- true positives (correct positive assignments)
- true negatives (correct negative assignments)
- false positives (incorrect positive assignments)
- false negatives (incorrect negative assignments)

An example of how to calculate a confusion matrix can be found *here*.

3.3.2 Cost-Benefit Matrix

Although the confusion matrix is an incredibly useful visual for understanding our model, each prediction that is correctly or incorrectly classified is treated equally. For example, for detecting breast cancer, the confusion matrix does not take into consideration that it could be much more costly to incorrectly classify a malignant tumor as benign than it is to incorrectly classify a benign tumor as malignant. This is where the cost-benefit matrix shines: it uses the cost of each of the four possible outcomes to weigh each outcome differently. By scoring using the cost-benefit matrix, we can measure the score of the model by a concrete unit that is more closely related to the goal of the model. In the below example, we will show how the cost-benefit matrix objective can be used, and how it can give us better real-world impact when compared to using other standard machine learning objectives.

3.3.3 Customer Churn Example

Data

In this example, we will be using a customer churn data set taken from Kaggle.

This dataset includes records of over 7000 customers, and includes customer account information, demographic information, services they signed up for, and whether or not the customer "churned" or left within the last month.

The target we want to predict is whether the customer churned ("Yes") or did not churn ("No"). In the dataset, approximately 73.5% of customers did not churn, and 26.5% did. We will refer to the customers who churned as the "positive" class and the customers who did not churn as the "negative" class.

[1]:
```
from evalml.demos.churn import load_churn
from evalml.preprocessing import split_data

X, y = load_churn()
X.ww.set_types({'PaymentMethod':'Categorical', 'Contract': 'Categorical'}) # Update␣
↪data types Woodwork did not correctly infer
X_train, X_holdout, y_train, y_holdout = split_data(X, y, problem_type='binary', test_
↪size=0.3, random_seed=0)
```

```
             Number of Features
Categorical                  16
Numeric                       3

Number of training examples: 7043
Targets
No     73.46%
Yes    26.54%
Name: Churn, dtype: object
```

In this example, let's say that correctly identifying customers who will churn (true positive case) will give us a net profit of \$400, because it allows us to intervene, incentivize the customer to stay, and sign a new contract. Incorrectly classifying customers who were not going to churn as customers who will churn (false positive case) will cost \$100 to represent the marketing and effort used to try to retain the user. Not identifying customers who will churn (false negative case) will cost us \$200 to represent the lost in revenue from losing a customer. Finally, correctly identifying customers who will not churn (true negative case) will not cost us anything (\$0), as nothing needs to be done for that customer.

We can represent these values in our `CostBenefitMatrix` objective, where a negative value represents a cost and a positive value represents a profit–note that this means that the greater the score, the more profit we will make.

[2]:
```
from evalml.objectives import CostBenefitMatrix
cost_benefit_matrix = CostBenefitMatrix(true_positive=400,
                                        true_negative=0,
                                        false_positive=-100,
                                        false_negative=-200)
```

AutoML Search with Log Loss

First, let us run AutoML search to train pipelines using the default objective for binary classification (log loss).

[3]:
```
from evalml import AutoMLSearch
automl = AutoMLSearch(X_train=X_train, y_train=y_train, problem_type='binary',␣
↪objective='log loss binary',
                      max_iterations=5, verbose=True)
automl.search()

ll_pipeline = automl.best_pipeline
ll_pipeline.score(X_holdout, y_holdout, ['log loss binary'])
```

```
Removing columns ['TotalCharges'] because they are of 'Unknown' type
Generating pipelines to search over...
8 pipelines ready for search.

*****************************
* Beginning pipeline search *
*****************************

Optimizing for Log Loss Binary.
Lower score is better.

Using SequentialEngine to train and score pipelines.
Searching up to 5 pipelines.
Allowed model families: linear_model, linear_model, xgboost, lightgbm, catboost,␣
↪random_forest, decision_tree, extra_trees
```

```
FigureWidget({
    'data': [{'mode': 'lines+markers',
              'name': 'Best Score',
              'type'...
```

```
Evaluating Baseline Pipeline: Mode Baseline Binary Classification Pipeline
Mode Baseline Binary Classification Pipeline:
        Starting cross validation
        Finished cross validation - mean Log Loss Binary: 9.164

*****************************
* Evaluating Batch Number 1 *
*****************************

Elastic Net Classifier w/ Label Encoder + Drop Columns Transformer + Imputer + One␣
↪Hot Encoder + Standard Scaler:
        Starting cross validation
        Finished cross validation - mean Log Loss Binary: 0.423
Logistic Regression Classifier w/ Label Encoder + Drop Columns Transformer + Imputer␣
↪+ One Hot Encoder + Standard Scaler:
        Starting cross validation
```

(continues on next page)

(continued from previous page)

```
        Finished cross validation - mean Log Loss Binary: 0.423
XGBoost Classifier w/ Label Encoder + Drop Columns Transformer + Imputer + One Hot␣
↪Encoder:
        Starting cross validation
        Finished cross validation - mean Log Loss Binary: 0.450
LightGBM Classifier w/ Label Encoder + Drop Columns Transformer + Imputer + One Hot␣
↪Encoder:
        Starting cross validation
        Finished cross validation - mean Log Loss Binary: 0.471

Search finished after 00:14
Best pipeline: Elastic Net Classifier w/ Label Encoder + Drop Columns Transformer +␣
↪Imputer + One Hot Encoder + Standard Scaler
Best pipeline Log Loss Binary: 0.422746
```

[3]:
```
OrderedDict([('Log Loss Binary', 0.41990933380906487)])
```

When we train our pipelines using log loss as our primary objective, we try to find pipelines that minimize log loss. However, our ultimate goal in training models is to find a model that gives us the most profit, so let's score our pipeline on the cost benefit matrix (using the costs outlined above) to determine the profit we would earn from the predictions made by this model:

[4]:
```
ll_pipeline_score = ll_pipeline.score(X_holdout, y_holdout, [cost_benefit_matrix])
print (ll_pipeline_score)
```

```
OrderedDict([('Cost Benefit Matrix', 54.47231424514908)])
```

[5]:
```
# Calculate total profit across all customers using pipeline optimized for Log Loss
total_profit_ll = ll_pipeline_score['Cost Benefit Matrix'] * len(X)
print (total_profit_ll)
```

```
383648.50922858494
```

AutoML Search with Cost-Benefit Matrix

Let's try rerunning our AutoML search, but this time using the cost-benefit matrix as our primary objective to optimize.

[6]:
```
automl = AutoMLSearch(X_train=X_train, y_train=y_train, problem_type='binary',␣
↪objective=cost_benefit_matrix,
                      max_iterations=5, verbose=True)
automl.search()

cbm_pipeline = automl.best_pipeline
```

```
Removing columns ['TotalCharges'] because they are of 'Unknown' type
Generating pipelines to search over...
8 pipelines ready for search.

*****************************
* Beginning pipeline search *
*****************************

Optimizing for Cost Benefit Matrix.
Greater score is better.

Using SequentialEngine to train and score pipelines.
```

(continues on next page)

(continued from previous page)

```
Searching up to 5 pipelines.
Allowed model families: linear_model, linear_model, xgboost, lightgbm, catboost,␣
↪random_forest, decision_tree, extra_trees
```

```
FigureWidget({
    'data': [{'mode': 'lines+markers',
              'name': 'Best Score',
              'type'...
```

```
Evaluating Baseline Pipeline: Mode Baseline Binary Classification Pipeline
Mode Baseline Binary Classification Pipeline:
        Starting cross validation
        Finished cross validation - mean Cost Benefit Matrix: -53.063

*****************************
* Evaluating Batch Number 1 *
*****************************

Elastic Net Classifier w/ Label Encoder + Drop Columns Transformer + Imputer + One␣
↪Hot Encoder + Standard Scaler:
        Starting cross validation
        Finished cross validation - mean Cost Benefit Matrix: 59.554
Logistic Regression Classifier w/ Label Encoder + Drop Columns Transformer + Imputer␣
↪+ One Hot Encoder + Standard Scaler:
        Starting cross validation
        Finished cross validation - mean Cost Benefit Matrix: 59.554
XGBoost Classifier w/ Label Encoder + Drop Columns Transformer + Imputer + One Hot␣
↪Encoder:
        Starting cross validation
        Finished cross validation - mean Cost Benefit Matrix: 54.281
LightGBM Classifier w/ Label Encoder + Drop Columns Transformer + Imputer + One Hot␣
↪Encoder:
        Starting cross validation
        Finished cross validation - mean Cost Benefit Matrix: 50.692

Search finished after 00:14
Best pipeline: Elastic Net Classifier w/ Label Encoder + Drop Columns Transformer +␣
↪Imputer + One Hot Encoder + Standard Scaler
Best pipeline Cost Benefit Matrix: 59.554148
```

Now, if we calculate the cost-benefit matrix score on our best pipeline, we see that with this pipeline optimized for our cost-benefit matrix objective, we are able to generate more profit per customer. Across our 7043 customers, we generate much more profit using this best pipeline! Custom objectives like `CostBenefitMatrix` are just one example of how using EvalML can help find pipelines that can perform better on real-world problems, rather than on arbitrary standard statistical metrics.

[7]:
```
cbm_pipeline_score = cbm_pipeline.score(X_holdout, y_holdout, [cost_benefit_matrix])
print (cbm_pipeline_score)
```

```
OrderedDict([('Cost Benefit Matrix', 62.23379081874113)])
```

[8]:
```
# Calculate total profit across all customers using pipeline optimized for␣
↪CostBenefitMatrix
total_profit_cbm = cbm_pipeline_score['Cost Benefit Matrix'] * len(X)
print (total_profit_cbm)
```

```
438312.5887363938
```

[9]:
```
# Calculate difference in profit made using both pipelines
profit_diff = total_profit_cbm - total_profit_ll
print (profit_diff)
```

```
54664.07950780884
```

Finally, we can graph the confusion matrices for both pipelines to better understand why the pipeline trained using the cost-benefit matrix is able to correctly classify more samples than the pipeline trained with log loss: we were able to correctly predict more cases where the customer would have churned (true positive), allowing us to intervene and prevent those customers from leaving.

[10]:
```
from evalml.model_understanding.graphs import graph_confusion_matrix

# pipeline trained with log loss
y_pred = ll_pipeline.predict(X_holdout)
graph_confusion_matrix(y_holdout, y_pred)
```

Data type cannot be displayed: application/vnd.plotly.v1+json, text/html

[11]:
```
# pipeline trained with cost-benefit matrix
y_pred = cbm_pipeline.predict(X_holdout)
graph_confusion_matrix(y_holdout, y_pred)
```

Data type cannot be displayed: application/vnd.plotly.v1+json, text/html

3.4 Using Text Data with EvalML

In this demo, we will show you how to use EvalML to build models which use text data.

[1]:
```
import evalml
from evalml import AutoMLSearch
```

3.4.1 Dataset

We will be utilizing a dataset of SMS text messages, some of which are categorized as spam, and others which are not ("ham"). This dataset is originally from Kaggle, but modified to produce a slightly more even distribution of spam to ham.

[2]:
```
from urllib.request import urlopen
import pandas as pd

input_data = urlopen('https://featurelabs-static.s3.amazonaws.com/spam_text_messages_
↪modified.csv')
data = pd.read_csv(input_data)[:750]

X = data.drop(['Category'], axis=1)
```

(continues on next page)

(continued from previous page)

```
y = data['Category']

display(X.head())
```

```
                                                Message
0  Free entry in 2 a wkly comp to win FA Cup fina...
1  FreeMsg Hey there darling it's been 3 week's n...
2  WINNER!! As a valued network customer you have...
3  Had your mobile 11 months or more? U R entitle...
4  SIX chances to win CASH! From 100 to 20,000 po...
```

The ham vs spam distribution of the data is 3:1, so any machine learning model must get above 75% accuracy in order to perform better than a trivial baseline model which simply classifies everything as ham.

[3]:
```
y.value_counts(normalize=True)
```

[3]:
```
spam    0.593333
ham     0.406667
Name: Category, dtype: float64
```

In order to properly utilize Woodwork's 'Natural Language' typing, we need to pass this argument in during initialization. Otherwise, this will be treated as an 'Unknown' type and dropped in the search.

[4]:
```
X.ww.init(logical_types={"Message": "NaturalLanguage"})
```

3.4.2 Search for best pipeline

In order to validate the results of the pipeline creation and optimization process, we will save some of our data as a holdout set.

[5]:
```
X_train, X_holdout, y_train, y_holdout = evalml.preprocessing.split_data(X, y,␣
↪problem_type='binary', test_size=0.2, random_seed=0)
```

EvalML uses Woodwork to automatically detect which columns are text columns, so you can run search normally, as you would if there was no text data. We can print out the logical type of the `Message` column and assert that it is indeed inferred as a natural language column.

[6]:
```
X_train.ww
```

[6]:
```
        Physical Type     Logical Type Semantic Tag(s)
Column
Message        string  NaturalLanguage              []
```

Because the spam/ham labels are binary, we will use `AutoMLSearch(X_train=X_train, y_train=y_train, problem_type='binary')`. When we call `.search()`, the search for the best pipeline will begin.

[7]:
```
automl = AutoMLSearch(X_train=X_train, y_train=y_train,
                      problem_type='binary',
                      max_batches=1,
                      optimize_thresholds=True,
                      verbose=True)

automl.search()
```

```
Generating pipelines to search over...
8 pipelines ready for search.

*****************************
* Beginning pipeline search *
*****************************

Optimizing for Log Loss Binary.
Lower score is better.

Using SequentialEngine to train and score pipelines.
Searching up to 1 batches for a total of 9 pipelines.
Allowed model families: linear_model, linear_model, xgboost, lightgbm, catboost,␣
↪random_forest, decision_tree, extra_trees
```

```
FigureWidget({
    'data': [{'mode': 'lines+markers',
              'name': 'Best Score',
              'type'...
```

```
Evaluating Baseline Pipeline: Mode Baseline Binary Classification Pipeline
Mode Baseline Binary Classification Pipeline:
        Starting cross validation
        Finished cross validation - mean Log Loss Binary: 14.046

*****************************
* Evaluating Batch Number 1 *
*****************************

Elastic Net Classifier w/ Label Encoder + Natural Language Featurizer + Imputer +␣
↪Standard Scaler:
        Starting cross validation
        Finished cross validation - mean Log Loss Binary: 0.329
Logistic Regression Classifier w/ Label Encoder + Natural Language Featurizer +␣
↪Imputer + Standard Scaler:
        Starting cross validation
        Finished cross validation - mean Log Loss Binary: 0.324
XGBoost Classifier w/ Label Encoder + Natural Language Featurizer + Imputer:
        Starting cross validation
        Finished cross validation - mean Log Loss Binary: 0.252
LightGBM Classifier w/ Label Encoder + Natural Language Featurizer + Imputer:
        Starting cross validation
        Finished cross validation - mean Log Loss Binary: 0.269
CatBoost Classifier w/ Label Encoder + Natural Language Featurizer + Imputer:
        Starting cross validation
        Finished cross validation - mean Log Loss Binary: 0.585
Random Forest Classifier w/ Label Encoder + Natural Language Featurizer + Imputer:
        Starting cross validation
        Finished cross validation - mean Log Loss Binary: 0.209
Decision Tree Classifier w/ Label Encoder + Natural Language Featurizer + Imputer:
        Starting cross validation
        Finished cross validation - mean Log Loss Binary: 1.698
        High coefficient of variation (cv >= 0.5) within cross validation scores.
        Decision Tree Classifier w/ Label Encoder + Natural Language Featurizer +␣
↪Imputer may not perform as estimated on unseen data.
Extra Trees Classifier w/ Label Encoder + Natural Language Featurizer + Imputer:
        Starting cross validation
```

(continues on next page)

(continued from previous page)

```
        Finished cross validation - mean Log Loss Binary: 0.268

Search finished after 00:33
Best pipeline: Random Forest Classifier w/ Label Encoder + Natural Language␣
↪Featurizer + Imputer
Best pipeline Log Loss Binary: 0.209360
```

View rankings and select pipeline

Once the fitting process is done, we can see all of the pipelines that were searched.

[8]:
```
automl.rankings
```

[8]:
```
   id                                     pipeline_name  search_order  \
0   6  Random Forest Classifier w/ Label Encoder + Na...             6
1   3  XGBoost Classifier w/ Label Encoder + Natural ...             3
2   8  Extra Trees Classifier w/ Label Encoder + Natu...             8
3   4  LightGBM Classifier w/ Label Encoder + Natural...             4
4   2  Logistic Regression Classifier w/ Label Encode...             2
5   1  Elastic Net Classifier w/ Label Encoder + Natu...             1
6   5  CatBoost Classifier w/ Label Encoder + Natural...             5
7   7  Decision Tree Classifier w/ Label Encoder + Na...             7
8   0       Mode Baseline Binary Classification Pipeline             0

   mean_cv_score  standard_deviation_cv_score  validation_score  \
0       0.209360                     0.040523          0.209360
1       0.252028                     0.111184          0.252028
2       0.268202                     0.021350          0.268202
3       0.269452                     0.108020          0.269452
4       0.324151                     0.096452          0.324151
5       0.329292                     0.092042          0.329292
6       0.584976                     0.004147          0.584976
7       1.697547                     0.895859          1.697547
8      14.045769                     0.099705         14.045769

   percent_better_than_baseline  high_variance_cv  \
0                     98.509448             False
1                     98.205663             False
2                     98.090516             False
3                     98.081612             False
4                     97.692183             False
5                     97.655582             False
6                     95.835212             False
7                     87.914177              True
8                      0.000000             False

                                          parameters
0  {'Label Encoder': {'positive_label': None}, 'I...
1  {'Label Encoder': {'positive_label': None}, 'I...
2  {'Label Encoder': {'positive_label': None}, 'I...
3  {'Label Encoder': {'positive_label': None}, 'I...
4  {'Label Encoder': {'positive_label': None}, 'I...
5  {'Label Encoder': {'positive_label': None}, 'I...
6  {'Label Encoder': {'positive_label': None}, 'I...
7  {'Label Encoder': {'positive_label': None}, 'I...
8  {'Label Encoder': {'positive_label': None}, 'B...
```

To select the best pipeline we can call `automl.best_pipeline`.

[9]:
```
best_pipeline = automl.best_pipeline
```

Describe pipeline

You can get more details about any pipeline, including how it performed on other objective functions.

[10]:
```
automl.describe_pipeline(automl.rankings.iloc[0]["id"])
```

```
*******************************************************************************
* Random Forest Classifier w/ Label Encoder + Natural Language Featurizer + Imputer *
*******************************************************************************

Problem Type: binary
Model Family: Random Forest

Pipeline Steps
==============
1. Label Encoder
         * positive_label : None
2. Natural Language Featurizer
3. Imputer
         * categorical_impute_strategy : most_frequent
         * numeric_impute_strategy : mean
         * categorical_fill_value : None
         * numeric_fill_value : None
4. Random Forest Classifier
         * n_estimators : 100
         * max_depth : 6
         * n_jobs : -1

Training
========
Training for binary problems.
Total training time (including CV): 3.9 seconds

Cross Validation
----------------
             Log Loss Binary  MCC Binary  Gini   AUC  Precision    F1  Balanced␣
↪Accuracy Binary  Accuracy Binary # Training # Validation
0                      0.206       0.880 0.953 0.977      0.888 0.929                ␣
↪    0.946            0.940        400          200
1                      0.171       0.855 0.977 0.988      0.947 0.910                ␣
↪    0.921            0.930        400          200
2                      0.252       0.671 0.924 0.962      0.945 0.759                ␣
↪    0.804            0.835        400          200
mean                   0.209       0.802 0.951 0.976      0.927 0.866                ␣
↪    0.890            0.902          -            -
std                    0.041       0.114 0.026 0.013      0.034 0.093                ␣
↪    0.076            0.058          -            -
coef of var            0.194       0.143 0.028 0.014      0.036 0.108                ␣
↪    0.085            0.064          -            -
```

[11]:
```
best_pipeline.graph()
```

[11]:

Notice above that there is a `Natural Language Featurizer` as the first step in the pipeline. AutoMLSearch uses the woodwork accessor to recognize that `'Message'` is a text column, and converts this text into numerical values that can be handled by the estimator.

3.4.3 Evaluate on holdout

Now, we can score the pipeline on the holdout data using the core objectives for binary classification problems.

[12]:
```
scores = best_pipeline.score(X_holdout, y_holdout,  objectives=evalml.objectives.get_
↪core_objectives('binary'))
print(f'Accuracy Binary: {scores["Accuracy Binary"]}')
```

```
Accuracy Binary: 0.9466666666666667
```

As you can see, this model performs relatively well on this dataset, even on unseen data.

3.4.4 What does the Natural Language Featurizer do?

Machine learning models cannot handle non-numeric data. Any text must be broken down into numeric features that provide useful information about that text. The Natural Natural Language Featurizer first normalizes your text by removing any punctuation and other non-alphanumeric characters and converting any capital letters to lowercase. From there, it passes the text into featuretools' nlp_primitives `dfs` search, resulting in several informative features that replace the original column in your dataset: Diversity Score, Mean Characters per Word, Polarity Score, LSA (Latent Semantic Analysis), Number of Characters, and Number of Words.

Diversity Score is the ratio of unique words to total words.

Mean Characters per Word is the average number of letters in each word.

Polarity Score is a prediction of how "polarized" the text is, on a scale from -1 (extremely negative) to 1 (extremely positive).

Latent Semantic Analysis is an abstract representation of how important each word is with respect to the entire text, reduced down into two values per text. While the other text features are each a single column, this feature adds two columns to your data, `LSA(column_name)[0]` and `LSA(column_name)[1]`.

Number of Characters is the number of characters in the text.

Number of Words is the number of words in the text.

Let's see what this looks like with our spam/ham example.

[13]:
```
best_pipeline.input_feature_names
```

[13]:
```
{'Label Encoder': ['Message'],
 'Natural Language Featurizer': ['Message'],
 'Imputer': ['DIVERSITY_SCORE(Message)',
  'MEAN_CHARACTERS_PER_WORD(Message)',
  'NUM_CHARACTERS(Message)',
  'NUM_WORDS(Message)',
  'POLARITY_SCORE(Message)',
  'LSA(Message)[0]',
  'LSA(Message)[1]'],
 'Random Forest Classifier': ['DIVERSITY_SCORE(Message)',
  'MEAN_CHARACTERS_PER_WORD(Message)',
  'NUM_CHARACTERS(Message)',
```

(continues on next page)

(continued from previous page)

```
 'NUM_WORDS(Message)',
 'POLARITY_SCORE(Message)',
 'LSA(Message)[0]',
 'LSA(Message)[1]']}
```

Here, the Natural Language Featurizer takes in a single "Message" column, but then the next component in the pipeline, the Imputer, receives five columns of input. These five columns are the result of featurizing the text-type "Message" column. Most importantly, these featurized columns are what ends up passed in to the estimator.

If the dataset had any non-text columns, those would be left alone by this process. If the dataset had more than one text column, each would be broken into these five feature columns independently.

The features, more directly

Rather than just checking the new column names, let's examine the output of this component directly. We can see this by running the component on its own.

[14]:
```
natural_language_featurizer = evalml.pipelines.components.NaturalLanguageFeaturizer()
X_featurized = natural_language_featurizer.fit_transform(X_train)
```

Now we can compare the input data to the output from the Natural Language Featurizer:

[15]:
```
X_train.head()
```

[15]:
```
                                            Message
296  Sunshine Hols. To claim ur med holiday send a ...
652                                Yup ü not comin :-(
526  Hello hun how ru? Its here by the way. Im good...
571  I tagged MY friends that you seemed to count a...
472                       What happened to our yo date?
```

[16]:
```
X_featurized.head()
```

[16]:
```
     DIVERSITY_SCORE(Message)  MEAN_CHARACTERS_PER_WORD(Message)  \
296                       1.0                           4.344828
652                       1.0                           3.000000
526                       1.0                           3.363636
571                       0.8                           4.083333
472                       1.0                           3.833333

     NUM_CHARACTERS(Message)  NUM_WORDS(Message)  POLARITY_SCORE(Message)  \
296                    154.0                29.0                    0.003
652                     16.0                 5.0                    0.000
526                    143.0                33.0                    0.162
571                     60.0                12.0                    0.681
472                     28.0                 6.0                    0.000

     LSA(Message)[0]  LSA(Message)[1]
296         0.150556        -0.072443
652         0.017340        -0.005411
526         0.169954         0.022670
571         0.144713         0.036799
472         0.109373        -0.042754
```

These numeric values now represent important information about the original text that the estimator at the end of the pipeline can successfully use to make predictions.

3.4.5 Why encode text this way?

To demonstrate the importance of text-specific modeling, let's train a model with the same dataset, without letting `AutoMLSearch` detect the text column. We can change this by explicitly setting the data type of the `'Message'` column in Woodwork to `Categorical` using the utility method `infer_feature_types`.

[17]:
```
from evalml.utils import infer_feature_types
X = infer_feature_types(X, {'Message': 'Categorical'})
X_train, X_holdout, y_train, y_holdout = evalml.preprocessing.split_data(X, y,␣
↪problem_type='binary', test_size=0.2, random_seed=0)
```

[18]:
```
automl_no_text = AutoMLSearch(X_train=X_train, y_train=y_train,
                              problem_type='binary',
                              max_batches=1,
                              optimize_thresholds=True,
                              verbose=True)

automl_no_text.search()
```

```
Generating pipelines to search over...
8 pipelines ready for search.

*****************************
* Beginning pipeline search *
*****************************

Optimizing for Log Loss Binary.
Lower score is better.

Using SequentialEngine to train and score pipelines.
Searching up to 1 batches for a total of 9 pipelines.
Allowed model families: linear_model, linear_model, xgboost, lightgbm, catboost,␣
↪random_forest, decision_tree, extra_trees
```

```
FigureWidget({
    'data': [{'mode': 'lines+markers',
              'name': 'Best Score',
              'type'...
```

```
Evaluating Baseline Pipeline: Mode Baseline Binary Classification Pipeline
Mode Baseline Binary Classification Pipeline:
        Starting cross validation
        Finished cross validation - mean Log Loss Binary: 14.046

*****************************
* Evaluating Batch Number 1 *
*****************************

Elastic Net Classifier w/ Label Encoder + Natural Language Featurizer + Imputer +␣
↪Standard Scaler:
        Starting cross validation
        Finished cross validation - mean Log Loss Binary: 0.329
Logistic Regression Classifier w/ Label Encoder + Natural Language Featurizer +␣
↪Imputer + Standard Scaler:
        Starting cross validation
        Finished cross validation - mean Log Loss Binary: 0.324
XGBoost Classifier w/ Label Encoder + Natural Language Featurizer + Imputer:
        Starting cross validation
```

(continues on next page)

(continued from previous page)

```
        Finished cross validation - mean Log Loss Binary: 0.252
LightGBM Classifier w/ Label Encoder + Natural Language Featurizer + Imputer:
        Starting cross validation
        Finished cross validation - mean Log Loss Binary: 0.269
CatBoost Classifier w/ Label Encoder + Natural Language Featurizer + Imputer:
        Starting cross validation
        Finished cross validation - mean Log Loss Binary: 0.585
Random Forest Classifier w/ Label Encoder + Natural Language Featurizer + Imputer:
        Starting cross validation
        Finished cross validation - mean Log Loss Binary: 0.209
Decision Tree Classifier w/ Label Encoder + Natural Language Featurizer + Imputer:
        Starting cross validation
        Finished cross validation - mean Log Loss Binary: 1.698
        High coefficient of variation (cv >= 0.5) within cross validation scores.
        Decision Tree Classifier w/ Label Encoder + Natural Language Featurizer +␣
↪Imputer may not perform as estimated on unseen data.
Extra Trees Classifier w/ Label Encoder + Natural Language Featurizer + Imputer:
        Starting cross validation
        Finished cross validation - mean Log Loss Binary: 0.268

Search finished after 00:30
Best pipeline: Random Forest Classifier w/ Label Encoder + Natural Language␣
↪Featurizer + Imputer
Best pipeline Log Loss Binary: 0.209360
```

Like before, we can look at the rankings and pick the best pipeline.

[19]:
```
automl_no_text.rankings
```

[19]:
```
   id                                     pipeline_name  search_order  \
0   6  Random Forest Classifier w/ Label Encoder + Na...             6
1   3  XGBoost Classifier w/ Label Encoder + Natural ...             3
2   8  Extra Trees Classifier w/ Label Encoder + Natu...             8
3   4  LightGBM Classifier w/ Label Encoder + Natural...             4
4   2  Logistic Regression Classifier w/ Label Encode...             2
5   1  Elastic Net Classifier w/ Label Encoder + Natu...             1
6   5  CatBoost Classifier w/ Label Encoder + Natural...             5
7   7  Decision Tree Classifier w/ Label Encoder + Na...             7
8   0       Mode Baseline Binary Classification Pipeline             0

   mean_cv_score  standard_deviation_cv_score  validation_score  \
0       0.209360                     0.040523          0.209360
1       0.252028                     0.111184          0.252028
2       0.268202                     0.021350          0.268202
3       0.269452                     0.108020          0.269452
4       0.324151                     0.096452          0.324151
5       0.329292                     0.092042          0.329292
6       0.584976                     0.004147          0.584976
7       1.697547                     0.895859          1.697547
8      14.045769                     0.099705         14.045769

   percent_better_than_baseline  high_variance_cv  \
0                     98.509448             False
1                     98.205663             False
2                     98.090516             False
3                     98.081612             False
4                     97.692183             False
```

(continues on next page)

(continued from previous page)

```
5                     97.655582             False
6                     95.835212             False
7                     87.914177              True
8                      0.000000             False

                                          parameters
0  {'Label Encoder': {'positive_label': None}, 'I...
1  {'Label Encoder': {'positive_label': None}, 'I...
2  {'Label Encoder': {'positive_label': None}, 'I...
3  {'Label Encoder': {'positive_label': None}, 'I...
4  {'Label Encoder': {'positive_label': None}, 'I...
5  {'Label Encoder': {'positive_label': None}, 'I...
6  {'Label Encoder': {'positive_label': None}, 'I...
7  {'Label Encoder': {'positive_label': None}, 'I...
8  {'Label Encoder': {'positive_label': None}, 'B...
```

[20]:
```
best_pipeline_no_text = automl_no_text.best_pipeline
```

Here, changing the data type of the text column removed the `Natural Language Featurizer` from the pipeline.

[21]:
```
best_pipeline_no_text.graph()
```

[21]:

[22]:
```
automl_no_text.describe_pipeline(automl_no_text.rankings.iloc[0]["id"])
```

```
*******************************************************************************
* Random Forest Classifier w/ Label Encoder + Natural Language Featurizer + Imputer *
*******************************************************************************

Problem Type: binary
Model Family: Random Forest

Pipeline Steps
==============
1. Label Encoder
         * positive_label : None
2. Natural Language Featurizer
3. Imputer
         * categorical_impute_strategy : most_frequent
         * numeric_impute_strategy : mean
         * categorical_fill_value : None
         * numeric_fill_value : None
4. Random Forest Classifier
         * n_estimators : 100
         * max_depth : 6
         * n_jobs : -1

Training
========
Training for binary problems.
Total training time (including CV): 3.9 seconds

Cross Validation
----------------
             Log Loss Binary  MCC Binary  Gini   AUC  Precision    F1  Balanced␣
↪Accuracy Binary  Accuracy Binary # Training # Validation
```

(continues on next page)

(continued from previous page)

```
0                       0.206       0.880 0.953 0.977      0.888 0.929
↪    0.946              0.940        400          200
1                       0.171       0.855 0.977 0.988      0.947 0.910
↪    0.921              0.930        400          200
2                       0.252       0.671 0.924 0.962      0.945 0.759
↪    0.804              0.835        400          200
mean                    0.209       0.802 0.951 0.976      0.927 0.866
↪    0.890              0.902          -            -
std                     0.041       0.114 0.026 0.013      0.034 0.093
↪    0.076              0.058          -            -
coef of var             0.194       0.143 0.028 0.014      0.036 0.108
↪    0.085              0.064          -            -
```

[23]:
```
# get standard performance metrics on holdout data
scores = best_pipeline_no_text.score(X_holdout, y_holdout, objectives=evalml.
↪objectives.get_core_objectives('binary'))
print(f'Accuracy Binary: {scores["Accuracy Binary"]}')
```

```
Accuracy Binary: 0.9466666666666667
```

Without the `Natural Language Featurizer`, the `'Message'` column was treated as a categorical column, and therefore the conversion of this text to numerical features happened in the `One Hot Encoder`. The best pipeline encoded the top 10 most frequent "categories" of these texts, meaning 10 text messages were one-hot encoded and all the others were dropped. Clearly, this removed almost all of the information from the dataset, as we can see the `best_pipeline_no_text` performs very similarly to randomly guessing "ham" in every case.

CHAPTER

FOUR

USER GUIDE

These guides include in-depth descriptions and explanations of EvalML's features.

4.1 Automated Machine Learning (AutoML) Search

4.1.1 Background

Machine Learning

Machine learning (ML) is the process of constructing a mathematical model of a system based on a sample dataset collected from that system.

One of the main goals of training an ML model is to teach the model to separate the signal present in the data from the noise inherent in system and in the data collection process. If this is done effectively, the model can then be used to make accurate predictions about the system when presented with new, similar data. Additionally, introspecting on an ML model can reveal key information about the system being modeled, such as which inputs and transformations of the inputs are most useful to the ML model for learning the signal in the data, and are therefore the most predictive.

There are a variety of ML problem types. Supervised learning describes the case where the collected data contains an output value to be modeled and a set of inputs with which to train the model. EvalML focuses on training supervised learning models.

EvalML supports three common supervised ML problem types. The first is regression, where the target value to model is a continuous numeric value. Next are binary and multiclass classification, where the target value to model consists of two or more discrete values or categories. The choice of which supervised ML problem type is most appropriate depends on domain expertise and on how the model will be evaluated and used.

EvalML is currently building support for supervised time series problems: time series regression, time series binary classification, and time series multiclass classification. While we've added some features to tackle these kinds of problems, our functionality is still being actively developed so please be mindful of that before using it.

AutoML and Search

AutoML is the process of automating the construction, training and evaluation of ML models. Given a data and some configuration, AutoML searches for the most effective and accurate ML model or models to fit the dataset. During the search, AutoML will explore different combinations of model type, model parameters and model architecture.

An effective AutoML solution offers several advantages over constructing and tuning ML models by hand. AutoML can assist with many of the difficult aspects of ML, such as avoiding overfitting and underfitting, imbalanced data, detecting data leakage and other potential issues with the problem setup, and automatically applying best-practice data cleaning, feature engineering, feature selection and various modeling techniques. AutoML can also leverage

search algorithms to optimally sweep the hyperparameter search space, resulting in model performance which would be difficult to achieve by manual training.

4.1.2 AutoML in EvalML

EvalML supports all of the above and more.

In its simplest usage, the AutoML search interface requires only the input data, the target data and a `problem_type` specifying what kind of supervised ML problem to model.

** Graphing methods, like verbose AutoMLSearch, on Jupyter Notebook and Jupyter Lab require ipywidgets to be installed.

** If graphing on Jupyter Lab, jupyterlab-plotly required. To download this, make sure you have npm installed.

[1]:
```
import evalml
from evalml.utils import infer_feature_types
X, y = evalml.demos.load_fraud(n_rows=250)
```

```
             Number of Features
Boolean                       1
Categorical                   6
Numeric                       5

Number of training examples: 250
Targets
False    88.40%
True     11.60%
Name: fraud, dtype: object
```

To provide data to EvalML, it is recommended that you initialize a Woodwork accessor on your data. This allows you to easily control how EvalML will treat each of your features before training a model.

EvalML also accepts `pandas` input, and will run type inference on top of the input `pandas` data. If you'd like to change the types inferred by EvalML, you can use the `infer_feature_types` utility method, which takes pandas or numpy input and converts it to a Woodwork data structure. The `feature_types` parameter can be used to specify what types specific columns should be.

Feature types such as `Natural Language` must be specified in this way, otherwise Woodwork will infer it as `Unknown` type and drop it during the AutoMLSearch.

In the example below, we reformat a couple features to make them easily consumable by the model, and then specify that the provider, which would have otherwise been inferred as a column with natural language, is a categorical column.

[2]:
```
X.ww['expiration_date'] = X['expiration_date'].apply(lambda x: '20{}-01-{}'.format(x.
↪split("/")[1], x.split("/")[0]))
X = infer_feature_types(X, feature_types= {'store_id': 'categorical',
                                           'expiration_date': 'datetime',
                                           'lat': 'categorical',
                                           'lng': 'categorical',
                                           'provider': 'categorical'})
```

In order to validate the results of the pipeline creation and optimization process, we will save some of our data as a holdout set.

[3]:
```
X_train, X_holdout, y_train, y_holdout = evalml.preprocessing.split_data(X, y,␣
↪problem_type='binary', test_size=.2)
```

Data Checks

Before calling `AutoMLSearch.search`, we should run some sanity checks on our data to ensure that the input data being passed will not run into some common issues before running a potentially time-consuming search. EvalML has various data checks that makes this easy. Each data check will return a collection of warnings and errors if it detects potential issues with the input data. This allows users to inspect their data to avoid confusing errors that may arise during the search process. You can learn about each of the data checks available through our *data checks guide*

Here, we will run the `DefaultDataChecks` class, which contains a series of data checks that are generally useful.

[4]:
```
from evalml.data_checks import DefaultDataChecks

data_checks = DefaultDataChecks("binary", "log loss binary")
data_checks.validate(X_train, y_train)
```

[4]:
```
[]
```

Since there were no warnings or errors returned, we can safely continue with the search process.

[5]:
```
automl = evalml.automl.AutoMLSearch(X_train=X_train, y_train=y_train, problem_type=
↪'binary', verbose=True)
automl.search()
```

```
Using default limit of max_batches=1.

Removing columns ['currency'] because they are of 'Unknown' type
Generating pipelines to search over...
8 pipelines ready for search.

*****************************
* Beginning pipeline search *
*****************************

Optimizing for Log Loss Binary.
Lower score is better.

Using SequentialEngine to train and score pipelines.
Searching up to 1 batches for a total of 9 pipelines.
Allowed model families: linear_model, linear_model, xgboost, lightgbm, catboost,␣
↪random_forest, decision_tree, extra_trees
```

```
FigureWidget({
    'data': [{'mode': 'lines+markers',
              'name': 'Best Score',
              'type'...
```

```
Evaluating Baseline Pipeline: Mode Baseline Binary Classification Pipeline
Mode Baseline Binary Classification Pipeline:
        Starting cross validation
        Finished cross validation - mean Log Loss Binary: 3.970

*****************************
* Evaluating Batch Number 1 *
*****************************

Elastic Net Classifier w/ Label Encoder + Drop Columns Transformer + DateTime␣
↪Featurizer + Imputer + One Hot Encoder + Oversampler + Standard Scaler:
        Starting cross validation
        Finished cross validation - mean Log Loss Binary: 0.607
```

(continues on next page)

(continued from previous page)

```
Logistic Regression Classifier w/ Label Encoder + Drop Columns Transformer + DateTime␣
↪Featurizer + Imputer + One Hot Encoder + Oversampler + Standard Scaler:
        Starting cross validation
        Finished cross validation - mean Log Loss Binary: 0.620
XGBoost Classifier w/ Label Encoder + Drop Columns Transformer + DateTime Featurizer␣
↪+ Imputer + One Hot Encoder + Oversampler:
        Starting cross validation
        Finished cross validation - mean Log Loss Binary: 0.269
LightGBM Classifier w/ Label Encoder + Drop Columns Transformer + DateTime Featurizer␣
↪+ Imputer + One Hot Encoder + Oversampler:
        Starting cross validation
        Finished cross validation - mean Log Loss Binary: 0.316
CatBoost Classifier w/ Label Encoder + Drop Columns Transformer + DateTime Featurizer␣
↪+ Imputer + Oversampler:
        Starting cross validation
        Finished cross validation - mean Log Loss Binary: 0.624
Random Forest Classifier w/ Label Encoder + Drop Columns Transformer + DateTime␣
↪Featurizer + Imputer + One Hot Encoder + Oversampler:
        Starting cross validation
        Finished cross validation - mean Log Loss Binary: 0.292
Decision Tree Classifier w/ Label Encoder + Drop Columns Transformer + DateTime␣
↪Featurizer + Imputer + One Hot Encoder + Oversampler:
        Starting cross validation
        Finished cross validation - mean Log Loss Binary: 3.579
        High coefficient of variation (cv >= 0.5) within cross validation scores.
        Decision Tree Classifier w/ Label Encoder + Drop Columns Transformer +␣
↪DateTime Featurizer + Imputer + One Hot Encoder + Oversampler may not perform as␣
↪estimated on unseen data.
Extra Trees Classifier w/ Label Encoder + Drop Columns Transformer + DateTime␣
↪Featurizer + Imputer + One Hot Encoder + Oversampler:
        Starting cross validation
        Finished cross validation - mean Log Loss Binary: 0.354

Search finished after 00:21
Best pipeline: XGBoost Classifier w/ Label Encoder + Drop Columns Transformer +␣
↪DateTime Featurizer + Imputer + One Hot Encoder + Oversampler
Best pipeline Log Loss Binary: 0.269267
```

With the `verbose` argument set to True, the AutoML search will log its progress, reporting each pipeline and parameter set evaluated during the search.

There are a number of mechanisms to control the AutoML search time. One way is to set the `max_batches` parameter which controls the maximum number of rounds of AutoML to evaluate, where each round may train and score a variable number of pipelines. Another way is to set the `max_iterations` parameter which controls the maximum number of candidate models to be evaluated during AutoML. By default, AutoML will search for a single batch. The first pipeline to be evaluated will always be a baseline model representing a trivial solution.

The AutoML interface supports a variety of other parameters. For a comprehensive list, please *refer to the API reference.*

We also provide *a standalone search method* which does all of the above in a single line, and returns the `AutoMLSearch` instance and data check results. If there were data check errors, AutoML will not be run and no `AutoMLSearch` instance will be returned.

Detecting Problem Type

EvalML includes a simple method, `detect_problem_type`, to help determine the problem type given the target data.

This function can return the predicted problem type as a ProblemType enum, choosing from ProblemType.BINARY, ProblemType.MULTICLASS, and ProblemType.REGRESSION. If the target data is invalid (for instance when there is only 1 unique label), the function will throw an error instead.

[6]:
```
import pandas as pd
from evalml.problem_types import detect_problem_type

y_binary = pd.Series([0, 1, 1, 0, 1, 1])
detect_problem_type(y_binary)
```

[6]:
```
<ProblemTypes.BINARY: 'binary'>
```

Objective parameter

AutoMLSearch takes in an `objective` parameter to determine which `objective` to optimize for. By default, this parameter is set to `auto`, which allows AutoML to choose `LogLossBinary` for binary classification problems, `LogLossMulticlass` for multiclass classification problems, and `R2` for regression problems.

It should be noted that the `objective` parameter is only used in ranking and helping choose the pipelines to iterate over, but is not used to optimize each individual pipeline during fit-time.

To get the default objective for each problem type, you can use the `get_default_primary_search_objective` function.

[7]:
```
from evalml.automl import get_default_primary_search_objective

binary_objective = get_default_primary_search_objective("binary")
multiclass_objective = get_default_primary_search_objective("multiclass")
regression_objective = get_default_primary_search_objective("regression")

print(binary_objective.name)
print(multiclass_objective.name)
print(regression_objective.name)
```

```
Log Loss Binary
Log Loss Multiclass
R2
```

Using custom pipelines

EvalML's AutoML algorithm generates a set of pipelines to search with. To provide a custom set instead, set allowed_component_graphs to a dictionary of custom component graphs. `AutoMLSearch` will use these to generate `Pipeline` instances. Note: this will prevent AutoML from generating other pipelines to search over.

[8]:
```
from evalml.pipelines import MulticlassClassificationPipeline


automl_custom = evalml.automl.AutoMLSearch(
    X_train=X_train,
    y_train=y_train,
    problem_type='multiclass',
```

(continues on next page)

(continued from previous page)

```
    verbose=True,
    allowed_component_graphs={"My_pipeline": ['Simple Imputer', 'Random Forest␣
↪Classifier'],
                               "My_other_pipeline": ['One Hot Encoder', 'Random Forest␣
↪Classifier']})
```

```
Using default limit of max_batches=1.

Removing columns ['currency'] because they are of 'Unknown' type
2 pipelines ready for search.
```

```
/home/docs/checkouts/readthedocs.org/user_builds/feature-labs-inc-evalml/envs/v0.43.0/
↪lib/python3.8/site-packages/evalml/automl/automl_algorithm/iterative_algorithm.py:
↪478: ParameterNotUsedWarning:

Parameters for components {'Drop Columns Transformer', 'Oversampler'} will not be␣
↪used to instantiate the pipeline since they don't appear in the pipeline
```

Stopping the search early

To stop the search early, hit `Ctrl-C`. This will bring up a prompt asking for confirmation. Responding with `y` will immediately stop the search. Responding with `n` will continue the search.

Callback functions

`AutoMLSearch` supports several callback functions, which can be specified as parameters when initializing an `AutoMLSearch` object. They are:

- `start_iteration_callback`
- `add_result_callback`
- `error_callback`

Start Iteration Callback

Users can set `start_iteration_callback` to set what function is called before each pipeline training iteration. This callback function must take three positional parameters: the pipeline class, the pipeline parameters, and the `AutoMLSearch` object.

[9]:
```
## start_iteration_callback example function
def start_iteration_callback_example(pipeline_class, pipeline_params, automl_obj):
    print ("Training pipeline with the following parameters:", pipeline_params)
```

Add Result Callback

Users can set `add_result_callback` to set what function is called after each pipeline training iteration. This callback function must take three positional parameters: a dictionary containing the training results for the new pipeline, an untrained_pipeline containing the parameters used during training, and the `AutoMLSearch` object.

[10]:
```
## add_result_callback example function
def add_result_callback_example(pipeline_results_dict, untrained_pipeline, automl_
↪obj):
    print ("Results for trained pipeline with the following parameters:", pipeline_
↪results_dict)
```

Error Callback

Users can set the `error_callback` to set what function called when `search()` errors and raises an `Exception`. This callback function takes three positional parameters: the `Exception raised`, the traceback, and the `AutoMLSearch object`. This callback function must also accept `kwargs`, so `AutoMLSearch` is able to pass along other parameters used by default.

Evalml defines several error callback functions, which can be found under `evalml.automl.callbacks`. They are:

- `silent_error_callback`
- `raise_error_callback`
- `log_and_save_error_callback`
- `raise_and_save_error_callback`
- `log_error_callback` (default used when `error_callback` is None)

[11]:
```
# error_callback example; this is implemented in the evalml library
def raise_error_callback(exception, traceback, automl, **kwargs):
    """Raises the exception thrown by the AutoMLSearch object. Also logs the␣
↪exception as an error."""
    logger.error(f'AutoMLSearch raised a fatal exception: {str(exception)}')
    logger.error("\n".join(traceback))
    raise exception
```

4.1.3 View Rankings

A summary of all the pipelines built can be returned as a pandas DataFrame which is sorted by score. The score column contains the average score across all cross-validation folds while the validation_score column is computed from the first cross-validation fold.

[12]:
```
automl.rankings
```

[12]:
```
   id                                     pipeline_name  search_order  \
0   3  XGBoost Classifier w/ Label Encoder + Drop Col...             3
1   6  Random Forest Classifier w/ Label Encoder + Dr...             6
2   4  LightGBM Classifier w/ Label Encoder + Drop Co...             4
3   8  Extra Trees Classifier w/ Label Encoder + Drop...             8
4   1  Elastic Net Classifier w/ Label Encoder + Drop...             1
5   2  Logistic Regression Classifier w/ Label Encode...             2
6   5  CatBoost Classifier w/ Label Encoder + Drop Co...             5
```

(continues on next page)

(continued from previous page)

```
7   7  Decision Tree Classifier w/ Label Encoder + Dr...             7
8   0       Mode Baseline Binary Classification Pipeline             0

   mean_cv_score  standard_deviation_cv_score  validation_score  \
0       0.269267                     0.163355          0.269267
1       0.292264                     0.032252          0.292264
2       0.316412                     0.156072          0.316412
3       0.353909                     0.019897          0.353909
4       0.607364                     0.180430          0.607364
5       0.620303                     0.189890          0.620303
6       0.623625                     0.000803          0.623625
7       3.578892                     0.752281          3.578892
8       3.970423                     0.266060          3.970423

   percent_better_than_baseline  high_variance_cv  \
0                     93.218170             False
1                     92.638975             False
2                     92.030785             False
3                     91.086375             False
4                     84.702786             False
5                     84.376900             False
6                     84.293237             False
7                      9.861200              True
8                      0.000000             False

                                        parameters
0  {'Label Encoder': {'positive_label': None}, 'D...
1  {'Label Encoder': {'positive_label': None}, 'D...
2  {'Label Encoder': {'positive_label': None}, 'D...
3  {'Label Encoder': {'positive_label': None}, 'D...
4  {'Label Encoder': {'positive_label': None}, 'D...
5  {'Label Encoder': {'positive_label': None}, 'D...
6  {'Label Encoder': {'positive_label': None}, 'D...
7  {'Label Encoder': {'positive_label': None}, 'D...
8  {'Label Encoder': {'positive_label': None}, 'B...
```

4.1.4 Describe Pipeline

Each pipeline is given an `id`. We can get more information about any particular pipeline using that `id`. Here, we will get more information about the pipeline with `id = 1`.

[13]:
```
automl.describe_pipeline(1)
```

```
*****************************************************************************************
* Elastic Net Classifier w/ Label Encoder + Drop Columns Transformer + DateTime␣
↪Featurizer + Imputer + One Hot Encoder + Oversampler + Standard Scaler *
*****************************************************************************************

Problem Type: binary
Model Family: Linear

Pipeline Steps
==============
1. Label Encoder
```

(continues on next page)

(continued from previous page)

```
        * positive_label : None
2. Drop Columns Transformer
        * columns : ['currency']
3. DateTime Featurizer
        * features_to_extract : ['year', 'month', 'day_of_week', 'hour']
        * encode_as_categories : False
        * time_index : None
4. Imputer
        * categorical_impute_strategy : most_frequent
        * numeric_impute_strategy : mean
        * categorical_fill_value : None
        * numeric_fill_value : None
5. One Hot Encoder
        * top_n : 10
        * features_to_encode : None
        * categories : None
        * drop : if_binary
        * handle_unknown : ignore
        * handle_missing : error
6. Oversampler
        * sampling_ratio : 0.25
        * k_neighbors_default : 5
        * n_jobs : -1
        * sampling_ratio_dict : None
        * categorical_features : [3, 14, 15, 16, 17, 18, 19, 20, 21, 22, 23, 24, 25,␣
↪26, 27, 28, 29, 30, 31, 32, 33, 34, 35, 36, 37, 38, 39, 40, 41, 42, 43]
        * k_neighbors : 5
7. Standard Scaler
8. Elastic Net Classifier
        * penalty : elasticnet
        * C : 1.0
        * l1_ratio : 0.15
        * n_jobs : -1
        * multi_class : auto
        * solver : saga

Training
========
Training for binary problems.
Total training time (including CV): 2.4 seconds

Cross Validation
----------------
             Log Loss Binary  MCC Binary  Gini   AUC  Precision    F1  Balanced␣
↪Accuracy Binary  Accuracy Binary # Training # Validation
0                      0.431       0.101 0.322 0.661      0.250 0.167                ␣
↪    0.537            0.851        133           67
1                      0.599       0.326 0.148 0.574      0.429 0.400                ␣
↪    0.654            0.866        133           67
2                      0.792       0.070 0.056 0.528      0.136 0.207                ␣
↪    0.553            0.652        134           66
mean                   0.607       0.166 0.175 0.588      0.272 0.258                ␣
↪    0.581            0.789          -            -
std                    0.180       0.140 0.135 0.068      0.147 0.125                ␣
↪    0.063            0.120          -            -
coef of var            0.297       0.843 0.771 0.115      0.542 0.484                ␣
↪    0.109            0.151          -            -
```

4.1.5 Get Pipeline

We can get the object of any pipeline via their `id` as well:

[14]:
```
pipeline = automl.get_pipeline(1)
print(pipeline.name)
print(pipeline.parameters)
```

```
Elastic Net Classifier w/ Label Encoder + Drop Columns Transformer + DateTime␣
↪Featurizer + Imputer + One Hot Encoder + Oversampler + Standard Scaler
{'Label Encoder': {'positive_label': None}, 'Drop Columns Transformer': {'columns': [
↪'currency']}, 'DateTime Featurizer': {'features_to_extract': ['year', 'month', 'day_
↪of_week', 'hour'], 'encode_as_categories': False, 'time_index': None}, 'Imputer': {
↪'categorical_impute_strategy': 'most_frequent', 'numeric_impute_strategy': 'mean',
↪'categorical_fill_value': None, 'numeric_fill_value': None}, 'One Hot Encoder': {
↪'top_n': 10, 'features_to_encode': None, 'categories': None, 'drop': 'if_binary',
↪'handle_unknown': 'ignore', 'handle_missing': 'error'}, 'Oversampler': {'sampling_
↪ratio': 0.25, 'k_neighbors_default': 5, 'n_jobs': -1, 'sampling_ratio_dict': None,
↪'categorical_features': [3, 14, 15, 16, 17, 18, 19, 20, 21, 22, 23, 24, 25, 26, 27,␣
↪28, 29, 30, 31, 32, 33, 34, 35, 36, 37, 38, 39, 40, 41, 42, 43], 'k_neighbors': 5},
↪'Elastic Net Classifier': {'penalty': 'elasticnet', 'C': 1.0, 'l1_ratio': 0.15, 'n_
↪jobs': -1, 'multi_class': 'auto', 'solver': 'saga'}}
```

Get best pipeline

If you specifically want to get the best pipeline, there is a convenient accessor for that. The pipeline returned is already fitted on the input X, y data that we passed to AutoMLSearch. To turn off this default behavior, set `train_best_pipeline=False` when initializing AutoMLSearch.

[15]:
```
best_pipeline = automl.best_pipeline
print(best_pipeline.name)
print(best_pipeline.parameters)
best_pipeline.predict(X_train)
```

```
XGBoost Classifier w/ Label Encoder + Drop Columns Transformer + DateTime Featurizer␣
↪+ Imputer + One Hot Encoder + Oversampler
{'Label Encoder': {'positive_label': None}, 'Drop Columns Transformer': {'columns': [
↪'currency']}, 'DateTime Featurizer': {'features_to_extract': ['year', 'month', 'day_
↪of_week', 'hour'], 'encode_as_categories': False, 'time_index': None}, 'Imputer': {
↪'categorical_impute_strategy': 'most_frequent', 'numeric_impute_strategy': 'mean',
↪'categorical_fill_value': None, 'numeric_fill_value': None}, 'One Hot Encoder': {
↪'top_n': 10, 'features_to_encode': None, 'categories': None, 'drop': 'if_binary',
↪'handle_unknown': 'ignore', 'handle_missing': 'error'}, 'Oversampler': {'sampling_
↪ratio': 0.25, 'k_neighbors_default': 5, 'n_jobs': -1, 'sampling_ratio_dict': None,
↪'categorical_features': [3, 14, 15, 16, 17, 18, 19, 20, 21, 22, 23, 24, 25, 26, 27,␣
↪28, 29, 30, 31, 32, 33, 34, 35, 36, 37, 38, 39, 40, 41, 42, 43], 'k_neighbors': 5},
↪'XGBoost Classifier': {'eta': 0.1, 'max_depth': 6, 'min_child_weight': 1, 'n_
↪estimators': 100, 'n_jobs': -1, 'eval_metric': 'logloss'}}
```

[15]:
```
id
93     False
243    False
211    False
44     False
6      False
       ...
148    False
```

(continues on next page)

(continued from previous page)

```
171    False
94     False
246    False
95     False
Name: fraud, Length: 200, dtype: bool
```

4.1.6 Training and Scoring Multiple Pipelines using AutoMLSearch

AutoMLSearch will automatically fit the best pipeline on the entire training data. It also provides an easy API for training and scoring other pipelines.

If you'd like to train one or more pipelines on the entire training data, you can use the `train_pipelines`method

Similarly, if you'd like to score one or more pipelines on a particular dataset, you can use the `train_pipelines`method

[16]:
```
trained_pipelines = automl.train_pipelines([automl.get_pipeline(i) for i in [0, 1,␣
↪2]])
trained_pipelines
```

[16]:
```
{'Mode Baseline Binary Classification Pipeline': pipeline =␣
↪BinaryClassificationPipeline(component_graph={'Label Encoder': ['Label Encoder', 'X
↪', 'y'], 'Baseline Classifier': ['Baseline Classifier', 'Label Encoder.x', 'Label␣
↪Encoder.y']}, parameters={'Label Encoder':{'positive_label': None}, 'Baseline␣
↪Classifier':{'strategy': 'mode'}}, custom_name='Mode Baseline Binary Classification␣
↪Pipeline', random_seed=0),
 'Elastic Net Classifier w/ Label Encoder + Drop Columns Transformer + DateTime␣
↪Featurizer + Imputer + One Hot Encoder + Oversampler + Standard Scaler': pipeline =␣
↪BinaryClassificationPipeline(component_graph={'Label Encoder': ['Label Encoder', 'X
↪', 'y'], 'Drop Columns Transformer': ['Drop Columns Transformer', 'X', 'Label␣
↪Encoder.y'], 'DateTime Featurizer': ['DateTime Featurizer', 'Drop Columns␣
↪Transformer.x', 'Label Encoder.y'], 'Imputer': ['Imputer', 'DateTime Featurizer.x',
↪'Label Encoder.y'], 'One Hot Encoder': ['One Hot Encoder', 'Imputer.x', 'Label␣
↪Encoder.y'], 'Oversampler': ['Oversampler', 'One Hot Encoder.x', 'Label Encoder.y'],
↪ 'Standard Scaler': ['Standard Scaler', 'Oversampler.x', 'Oversampler.y'], 'Elastic␣
↪Net Classifier': ['Elastic Net Classifier', 'Standard Scaler.x', 'Oversampler.y']},␣
↪parameters={'Label Encoder':{'positive_label': None}, 'Drop Columns Transformer':{
↪'columns': ['currency']}, 'DateTime Featurizer':{'features_to_extract': ['year',
↪'month', 'day_of_week', 'hour'], 'encode_as_categories': False, 'time_index': None},
↪ 'Imputer':{'categorical_impute_strategy': 'most_frequent', 'numeric_impute_strategy
↪': 'mean', 'categorical_fill_value': None, 'numeric_fill_value': None}, 'One Hot␣
↪Encoder':{'top_n': 10, 'features_to_encode': None, 'categories': None, 'drop': 'if_
↪binary', 'handle_unknown': 'ignore', 'handle_missing': 'error'}, 'Oversampler':{
↪'sampling_ratio': 0.25, 'k_neighbors_default': 5, 'n_jobs': -1, 'sampling_ratio_dict
↪': None, 'categorical_features': [3, 14, 15, 16, 17, 18, 19, 20, 21, 22, 23, 24, 25,
↪ 26, 27, 28, 29, 30, 31, 32, 33, 34, 35, 36, 37, 38, 39, 40, 41, 42, 43], 'k_
↪neighbors': 5}, 'Elastic Net Classifier':{'penalty': 'elasticnet', 'C': 1.0, 'l1_
↪ratio': 0.15, 'n_jobs': -1, 'multi_class': 'auto', 'solver': 'saga'}}, random_
↪seed=0),
 'Logistic Regression Classifier w/ Label Encoder + Drop Columns Transformer +␣
↪DateTime Featurizer + Imputer + One Hot Encoder + Oversampler + Standard Scaler':␣
↪pipeline = BinaryClassificationPipeline(component_graph={'Label Encoder': ['Label␣
↪Encoder', 'X', 'y'], 'Drop Columns Transformer': ['Drop Columns Transformer', 'X',
↪'Label Encoder.y'], 'DateTime Featurizer': ['DateTime Featurizer', 'Drop Columns␣
↪Transformer.x', 'Label Encoder.y'], 'Imputer': ['Imputer', 'DateTime Featurizer.x',
↪'Label Encoder.y'], 'One Hot Encoder': ['One Hot Encoder', 'Imputer.x', 'Label␣
↪Encoder.y'], 'Oversampler': ['Oversampler', 'One Hot Encoder.x', 'Label Encoder.y'],
↪ 'Standard Scaler': ['Standard Scaler', 'Oversampler.x', 'Oversampler.y'],
↪'Logistic Regression Classifier': ['Logistic Regression Classifier', 'Standard␣
↪Scaler.x', 'Oversampler.y']}, parameters={'Label Encoder':{'positive_label': None},
↪'Drop Columns Transformer':{'columns': ['currency']}, 'DateTime Featurizer':{
↪'features_to_extract': ['year', 'month', 'day_of_week', 'hour'], 'encode_as_
↪categories': False, 'time_index': None}, 'Imputer':{'categorical_impute_strategy':
```

(continues on next page)

(continued from previous page)

[17]:
```
pipeline_holdout_scores = automl.score_pipelines([trained_pipelines[name] for name in␣
↪trained_pipelines.keys()],
                                                 X_holdout,
                                                 y_holdout,
                                                 ['Accuracy Binary', 'F1', 'AUC'])
pipeline_holdout_scores
```

[17]:
```
{'Mode Baseline Binary Classification Pipeline': OrderedDict([('Accuracy Binary',
               0.88),
              ('F1', 0.0),
              ('AUC', 0.5)]),
 'Elastic Net Classifier w/ Label Encoder + Drop Columns Transformer + DateTime␣
↪Featurizer + Imputer + One Hot Encoder + Oversampler + Standard Scaler':␣
↪OrderedDict([('Accuracy Binary',
               0.4),
              ('F1', 0.21052631578947367),
              ('AUC', 0.5037878787878788)]),
 'Logistic Regression Classifier w/ Label Encoder + Drop Columns Transformer +␣
↪DateTime Featurizer + Imputer + One Hot Encoder + Oversampler + Standard Scaler':␣
↪OrderedDict([('Accuracy Binary',
               0.4),
              ('F1', 0.21052631578947367),
              ('AUC', 0.5113636363636364)])}
```

4.1.7 Saving AutoMLSearch and pipelines from AutoMLSearch

There are two ways to save results from AutoMLSearch.

- You can save the AutoMLSearch object itself, calling `.save(<filepath>)` to do so. This will allow you to save the AutoMLSearch state and reload all pipelines from this.
- If you want to save a pipeline from AutoMLSearch for future use, pipeline classes themselves have a `.save(<filepath>)` method.

[18]:
```
# saving the entire automl search
automl.save("automl.cloudpickle")
automl2 = evalml.automl.AutoMLSearch.load("automl.cloudpickle")
# saving the best pipeline using .save()
best_pipeline.save("pipeline.cloudpickle")
best_pipeline_copy = evalml.pipelines.PipelineBase.load("pipeline.cloudpickle")
```

4.1.8 Limiting the AutoML Search Space

The AutoML search algorithm first trains each component in the pipeline with their default values. After the first iteration, it then tweaks the parameters of these components using the pre-defined hyperparameter ranges that these components have. To limit the search over certain hyperparameter ranges, you can specify a `custom_hyperparameters` argument with your `AutoMLSearch` parameters. These parameters will limit the hyperparameter search space.

Hyperparameter ranges can be found through the API reference for each component. Parameter arguments must be specified as dictionaries, but the associated values can be single values or `skopt.space` Real, Integer, Categorical values.

If however you'd like to specify certain values for the initial batch of the AutoML search algorithm, you can use the `pipeline_parameters` argument. This will set the initial batch's component parameters to the values passed by this argument.

[19]:
```
from evalml import AutoMLSearch
from evalml.demos import load_fraud
from skopt.space import Categorical
from evalml.model_family import ModelFamily
import woodwork as ww

X, y = load_fraud(n_rows=1000)

# example of setting parameter to just one value
custom_hyperparameters = {'Imputer': {
    'numeric_impute_strategy': 'mean'
}}


# limit the numeric impute strategy to include only `median` and `most_frequent`
# `mean` is the default value for this argument, but it doesn't need to be included␣
↪in the specified hyperparameter range for this to work
custom_hyperparameters = {'Imputer': {
    'numeric_impute_strategy': Categorical(['median', 'most_frequent'])
}}
# set the initial batch numeric impute strategy strategy to 'median'
pipeline_parameters = {'Imputer': {
    'numeric_impute_strategy': 'median'
}}

# using this custom hyperparameter means that our Imputer components in these␣
↪pipelines will only search through
# 'median' and 'most_frequent' strategies for 'numeric_impute_strategy', and the␣
↪initial batch parameter will be
# set to 'median'
automl_constrained = AutoMLSearch(X_train=X, y_train=y, problem_type='binary',
                                  pipeline_parameters=pipeline_parameters,
                                  custom_hyperparameters=custom_hyperparameters,
                                  verbose=True)
```

```
             Number of Features
Boolean                       1
Categorical                   6
Numeric                       5

Number of training examples: 1000
Targets
False    85.90%
True     14.10%
Name: fraud, dtype: object
Using default limit of max_batches=1.

Generating pipelines to search over...
8 pipelines ready for search.
```

4.1.9 Imbalanced Data

The AutoML search algorithm now has functionality to handle imbalanced data during classification! AutoMLSearch now provides two additional parameters, `sampler_method` and `sampler_balanced_ratio`, that allow you to let AutoMLSearch know whether to sample imbalanced data, and how to do so. `sampler_method` takes in either `Undersampler`, `Oversampler`, `auto`, or None as the sampler to use, and `sampler_balanced_ratio` specifies the `minority/majority` ratio that you want to sample to. Details on the Undersampler and Oversampler components can be found in the documentation.

This can be used for imbalanced datasets, like the fraud dataset, which has a 'minority:majority' ratio of < 0.2.

[20]:
```
automl_auto = AutoMLSearch(X_train=X, y_train=y, problem_type='binary')
automl_auto.allowed_pipelines[-1]
```

[20]:
```
pipeline = BinaryClassificationPipeline(component_graph={'Label Encoder': ['Label␣
↪Encoder', 'X', 'y'], 'DateTime Featurizer': ['DateTime Featurizer', 'X', 'Label␣
↪Encoder.y'], 'Imputer': ['Imputer', 'DateTime Featurizer.x', 'Label Encoder.y'],
↪'One Hot Encoder': ['One Hot Encoder', 'Imputer.x', 'Label Encoder.y'], 'Oversampler
↪': ['Oversampler', 'One Hot Encoder.x', 'Label Encoder.y'], 'Extra Trees Classifier
↪': ['Extra Trees Classifier', 'Oversampler.x', 'Oversampler.y']}, parameters={
↪'Label Encoder':{'positive_label': None}, 'DateTime Featurizer':{'features_to_
↪extract': ['year', 'month', 'day_of_week', 'hour'], 'encode_as_categories': False,
↪'time_index': None}, 'Imputer':{'categorical_impute_strategy': 'most_frequent',
↪'numeric_impute_strategy': 'mean', 'categorical_fill_value': None, 'numeric_fill_
↪value': None}, 'One Hot Encoder':{'top_n': 10, 'features_to_encode': None,
↪'categories': None, 'drop': 'if_binary', 'handle_unknown': 'ignore', 'handle_missing
↪': 'error'}, 'Oversampler':{'sampling_ratio': 0.25, 'k_neighbors_default': 5, 'n_
↪jobs': -1, 'sampling_ratio_dict': None}, 'Extra Trees Classifier':{'n_estimators':␣
↪100, 'max_features': 'auto', 'max_depth': 6, 'min_samples_split': 2, 'min_weight_
↪fraction_leaf': 0.0, 'n_jobs': -1}}, random_seed=0)
```

The Oversampler is chosen as the default sampling component here, since the `sampler_balanced_ratio = 0.25`. If you specified a lower ratio, for instance `sampler_balanced_ratio = 0.1`, then there would be no sampling component added here. This is because if a ratio of 0.1 would be considered balanced, then a ratio of 0.2 would also be balanced.

The Oversampler uses SMOTE under the hood, and automatically selects whether to use SMOTE, SMOTEN, or SMOTENC based on the data it receives.

[21]:
```
automl_auto_ratio = AutoMLSearch(X_train=X, y_train=y, problem_type='binary', sampler_
↪balanced_ratio=0.1)
automl_auto_ratio.allowed_pipelines[-1]
```

[21]:
```
pipeline = BinaryClassificationPipeline(component_graph={'Label Encoder': ['Label␣
↪Encoder', 'X', 'y'], 'DateTime Featurizer': ['DateTime Featurizer', 'X', 'Label␣
↪Encoder.y'], 'Imputer': ['Imputer', 'DateTime Featurizer.x', 'Label Encoder.y'],
↪'One Hot Encoder': ['One Hot Encoder', 'Imputer.x', 'Label Encoder.y'], 'Extra␣
↪Trees Classifier': ['Extra Trees Classifier', 'One Hot Encoder.x', 'Label Encoder.y
↪']}, parameters={'Label Encoder':{'positive_label': None}, 'DateTime Featurizer':{
↪'features_to_extract': ['year', 'month', 'day_of_week', 'hour'], 'encode_as_
↪categories': False, 'time_index': None}, 'Imputer':{'categorical_impute_strategy':
↪'most_frequent', 'numeric_impute_strategy': 'mean', 'categorical_fill_value': None,
↪'numeric_fill_value': None}, 'One Hot Encoder':{'top_n': 10, 'features_to_encode':␣
↪None, 'categories': None, 'drop': 'if_binary', 'handle_unknown': 'ignore', 'handle_
↪missing': 'error'}, 'Extra Trees Classifier':{'n_estimators': 100, 'max_features':
↪'auto', 'max_depth': 6, 'min_samples_split': 2, 'min_weight_fraction_leaf': 0.0, 'n_
↪jobs': -1}}, random_seed=0)
```

Additionally, you can add more fine-grained sampling ratios by passing in a `sampling_ratio_dict` in pipeline

parameters. For this dictionary, AutoMLSearch expects the keys to be int values from 0 to `n-1` for the classes, and the values would be the `sampler_balanced__ratio` associated with each target. This dictionary would override the AutoML argument `sampler_balanced_ratio`. Below, you can see the scenario for Oversampler component on this dataset. Note that the logic for Undersamplers is included in the commented section.

[22]:
```
# In this case, the majority class is the negative class
# for the oversampler, we don't want to oversample this class, so class 0 (majority)␣
↪will have a ratio of 1 to itself
# for the minority class 1, we want to oversample it to have a minority/majority␣
↪ratio of 0.5, which means we want minority to have 1/2 the samples as the minority
sampler_ratio_dict = {0: 1, 1: 0.5}
pipeline_parameters = {"Oversampler": {"sampler_balanced_ratio": sampler_ratio_dict}}
automl_auto_ratio_dict = AutoMLSearch(X_train=X, y_train=y, problem_type='binary',␣
↪pipeline_parameters=pipeline_parameters)
automl_auto_ratio_dict.allowed_pipelines[-1]

# Undersampler case
# we don't want to undersample this class, so class 1 (minority) will have a ratio of␣
↪1 to itself
# for the majority class 0, we want to undersample it to have a minority/majority␣
↪ratio of 0.5, which means we want majority to have 2x the samples as the minority
# sampler_ratio_dict = {0: 0.5, 1: 1}
# pipeline_parameters = {"Oversampler": {"sampler_balanced_ratio": sampler_ratio_dict}
↪}
# automl_auto_ratio_dict = AutoMLSearch(X_train=X, y_train=y, problem_type='binary',␣
↪pipeline_parameters=pipeline_parameters)
```

[22]:
```
pipeline = BinaryClassificationPipeline(component_graph={'Label Encoder': ['Label␣
↪Encoder', 'X', 'y'], 'DateTime Featurizer': ['DateTime Featurizer', 'X', 'Label␣
↪Encoder.y'], 'Imputer': ['Imputer', 'DateTime Featurizer.x', 'Label Encoder.y'],
↪'One Hot Encoder': ['One Hot Encoder', 'Imputer.x', 'Label Encoder.y'], 'Oversampler
↪': ['Oversampler', 'One Hot Encoder.x', 'Label Encoder.y'], 'Extra Trees Classifier
↪': ['Extra Trees Classifier', 'Oversampler.x', 'Oversampler.y']}, parameters={
↪'Label Encoder':{'positive_label': None}, 'DateTime Featurizer':{'features_to_
↪extract': ['year', 'month', 'day_of_week', 'hour'], 'encode_as_categories': False,
↪'time_index': None}, 'Imputer':{'categorical_impute_strategy': 'most_frequent',
↪'numeric_impute_strategy': 'mean', 'categorical_fill_value': None, 'numeric_fill_
↪value': None}, 'One Hot Encoder':{'top_n': 10, 'features_to_encode': None,
↪'categories': None, 'drop': 'if_binary', 'handle_unknown': 'ignore', 'handle_missing
↪': 'error'}, 'Oversampler':{'sampling_ratio': 0.25, 'k_neighbors_default': 5, 'n_
↪jobs': -1, 'sampling_ratio_dict': None, 'sampler_balanced_ratio': {0: 1, 1: 0.5}},
↪'Extra Trees Classifier':{'n_estimators': 100, 'max_features': 'auto', 'max_depth':␣
↪6, 'min_samples_split': 2, 'min_weight_fraction_leaf': 0.0, 'n_jobs': -1}}, random_
↪seed=0)
```

4.1.10 Adding ensemble methods to AutoML

Stacking

Stacking is an ensemble machine learning algorithm that involves training a model to best combine the predictions of several base learning algorithms. First, each base learning algorithms is trained using the given data. Then, the combining algorithm or meta-learner is trained on the predictions made by those base learning algorithms to make a final prediction.

AutoML enables stacking using the `ensembling` flag during initalization; this is set to `False` by default. The stacking ensemble pipeline runs in its own batch after a whole cycle of training has occurred (each allowed pipeline

trains for one batch). Note that this means **a large number of iterations may need to run before the stacking ensemble runs**. It is also important to note that **only the first CV fold is calculated for stacking ensembles** because the model internally uses CV folds.

[23]:
```
X, y = evalml.demos.load_breast_cancer()

automl_with_ensembling = AutoMLSearch(X_train=X, y_train=y,
                                      problem_type="binary",
                                      allowed_model_families=[ModelFamily.LINEAR_
↪MODEL],
                                      max_batches=4,
                                      ensembling=True,
                                      verbose=True)
automl_with_ensembling.search()
```

```
         Number of Features
Numeric                  30

Number of training examples: 569
Targets
benign       62.74%
malignant    37.26%
Name: target, dtype: object
Generating pipelines to search over...
Ensembling will run every 3 batches.
2 pipelines ready for search.

*****************************
* Beginning pipeline search *
*****************************

Optimizing for Log Loss Binary.
Lower score is better.

Using SequentialEngine to train and score pipelines.
Searching up to 4 batches for a total of 14 pipelines.
Allowed model families: linear_model, linear_model
```

```
FigureWidget({
    'data': [{'mode': 'lines+markers',
              'name': 'Best Score',
              'type'...
```

```
Evaluating Baseline Pipeline: Mode Baseline Binary Classification Pipeline
Mode Baseline Binary Classification Pipeline:
        Starting cross validation
        Finished cross validation - mean Log Loss Binary: 12.868

*****************************
* Evaluating Batch Number 1 *
*****************************

Elastic Net Classifier w/ Label Encoder + Imputer + Standard Scaler:
        Starting cross validation
        Finished cross validation - mean Log Loss Binary: 0.077
Logistic Regression Classifier w/ Label Encoder + Imputer + Standard Scaler:
        Starting cross validation
        Finished cross validation - mean Log Loss Binary: 0.077
```

(continues on next page)

(continued from previous page)

```
*****************************
* Evaluating Batch Number 2 *
*****************************

Logistic Regression Classifier w/ Label Encoder + Imputer + Standard Scaler:
        Starting cross validation
        Finished cross validation - mean Log Loss Binary: 0.097
Logistic Regression Classifier w/ Label Encoder + Imputer + Standard Scaler:
        Starting cross validation
        Finished cross validation - mean Log Loss Binary: 0.080
Logistic Regression Classifier w/ Label Encoder + Imputer + Standard Scaler:
        Starting cross validation
        Finished cross validation - mean Log Loss Binary: 0.085
Logistic Regression Classifier w/ Label Encoder + Imputer + Standard Scaler:
        Starting cross validation
        Finished cross validation - mean Log Loss Binary: 0.091
Logistic Regression Classifier w/ Label Encoder + Imputer + Standard Scaler:
        Starting cross validation
        Finished cross validation - mean Log Loss Binary: 0.097

*****************************
* Evaluating Batch Number 3 *
*****************************

Elastic Net Classifier w/ Label Encoder + Imputer + Standard Scaler:
        Starting cross validation
        Finished cross validation - mean Log Loss Binary: 0.075
Elastic Net Classifier w/ Label Encoder + Imputer + Standard Scaler:
        Starting cross validation
        Finished cross validation - mean Log Loss Binary: 0.075
Elastic Net Classifier w/ Label Encoder + Imputer + Standard Scaler:
        Starting cross validation
        Finished cross validation - mean Log Loss Binary: 0.075
Elastic Net Classifier w/ Label Encoder + Imputer + Standard Scaler:
        Starting cross validation
        Finished cross validation - mean Log Loss Binary: 0.076
Elastic Net Classifier w/ Label Encoder + Imputer + Standard Scaler:
        Starting cross validation
        Finished cross validation - mean Log Loss Binary: 0.079

*****************************
* Evaluating Batch Number 4 *
*****************************

Stacked Ensemble Classification Pipeline:
        Starting cross validation
        Finished cross validation - mean Log Loss Binary: 0.103

Search finished after 00:20
Best pipeline: Elastic Net Classifier w/ Label Encoder + Imputer + Standard Scaler
Best pipeline Log Loss Binary: 0.075387
```

We can view more information about the stacking ensemble pipeline (which was the best performing pipeline) by calling `.describe()`.

[24]:
```
automl_with_ensembling.best_pipeline.describe()
```

```
*********************************************************************
* Elastic Net Classifier w/ Label Encoder + Imputer + Standard Scaler *
*********************************************************************

Problem Type: binary
Model Family: Linear
Number of features: 30

Pipeline Steps
==============
1. Label Encoder
         * positive_label : None
2. Imputer
         * categorical_impute_strategy : most_frequent
         * numeric_impute_strategy : median
         * categorical_fill_value : None
         * numeric_fill_value : None
3. Standard Scaler
4. Elastic Net Classifier
         * penalty : elasticnet
         * C : 8.123565600467177
         * l1_ratio : 0.47997717237505744
         * n_jobs : -1
         * multi_class : auto
         * solver : saga
```

4.1.11 Access raw results

The `AutoMLSearch` class records detailed results information under the `results` field, including information about the cross-validation scoring and parameters.

[25]:
```
automl.results
```

[25]:
```
{'pipeline_results': {0: {'id': 0,
   'pipeline_name': 'Mode Baseline Binary Classification Pipeline',
   'pipeline_class': evalml.pipelines.binary_classification_pipeline.
↪BinaryClassificationPipeline,
   'pipeline_summary': 'Baseline Classifier w/ Label Encoder',
   'parameters': {'Label Encoder': {'positive_label': None},
    'Baseline Classifier': {'strategy': 'mode'}},
   'mean_cv_score': 3.970423187263591,
   'standard_deviation_cv_score': 0.26606000431837074,
   'high_variance_cv': False,
   'training_time': 0.9476349353790283,
   'cv_data': [{'all_objective_scores': OrderedDict([('Log Loss Binary',
                    4.124033002377396),
                   ('MCC Binary', 0.0),
                   ('Gini', 0.0),
                   ('AUC', 0.5),
                   ('Precision', 0.0),
                   ('F1', 0.0),
                   ('Balanced Accuracy Binary', 0.5),
                   ('Accuracy Binary', 0.8805970149253731),
```

(continues on next page)

(continued from previous page)

```
                 ('# Training', 133),
                 ('# Validation', 67)]),
     'mean_cv_score': 4.124033002377396,
     'binary_classification_threshold': 9.16384630183206e-53},
    {'all_objective_scores': OrderedDict([('Log Loss Binary',
                  4.124033002377395),
                 ('MCC Binary', 0.0),
                 ('Gini', 0.0),
                 ('AUC', 0.5),
                 ('Precision', 0.0),
                 ('F1', 0.0),
                 ('Balanced Accuracy Binary', 0.5),
                 ('Accuracy Binary', 0.8805970149253731),
                 ('# Training', 133),
                 ('# Validation', 67)]),
     'mean_cv_score': 4.124033002377395,
     'binary_classification_threshold': 9.16384630183206e-53},
    {'all_objective_scores': OrderedDict([('Log Loss Binary',
                  3.6632035570359824),
                 ('MCC Binary', 0.0),
                 ('Gini', 0.0),
                 ('AUC', 0.5),
                 ('Precision', 0.0),
                 ('F1', 0.0),
                 ('Balanced Accuracy Binary', 0.5),
                 ('Accuracy Binary', 0.8939393939393939),
                 ('# Training', 134),
                 ('# Validation', 66)]),
     'mean_cv_score': 3.6632035570359824,
     'binary_classification_threshold': 9.16384630183206e-53}],
   'percent_better_than_baseline_all_objectives': {'Log Loss Binary': 0,
    'MCC Binary': 0,
    'Gini': 0,
    'AUC': 0,
    'Precision': 0,
    'F1': 0,
    'Balanced Accuracy Binary': 0,
    'Accuracy Binary': 0},
   'percent_better_than_baseline': 0,
   'validation_score': 3.970423187263591},
  1: {'id': 1,
   'pipeline_name': 'Elastic Net Classifier w/ Label Encoder + Drop Columns␣
↪Transformer + DateTime Featurizer + Imputer + One Hot Encoder + Oversampler +␣
↪Standard Scaler',
   'pipeline_class': evalml.pipelines.binary_classification_pipeline.
↪BinaryClassificationPipeline,
   'pipeline_summary': 'Elastic Net Classifier w/ Label Encoder + Drop Columns␣
↪Transformer + DateTime Featurizer + Imputer + One Hot Encoder + Oversampler +␣
↪Standard Scaler',
   'parameters': {'Label Encoder': {'positive_label': None},
    'Drop Columns Transformer': {'columns': ['currency']},
    'DateTime Featurizer': {'features_to_extract': ['year',
      'month',
      'day_of_week',
      'hour'],
     'encode_as_categories': False,
     'time_index': None},
```

(continues on next page)

(continued from previous page)

```
    'Imputer': {'categorical_impute_strategy': 'most_frequent',
     'numeric_impute_strategy': 'mean',
     'categorical_fill_value': None,
     'numeric_fill_value': None},
    'One Hot Encoder': {'top_n': 10,
     'features_to_encode': None,
     'categories': None,
     'drop': 'if_binary',
     'handle_unknown': 'ignore',
     'handle_missing': 'error'},
    'Oversampler': {'sampling_ratio': 0.25,
     'k_neighbors_default': 5,
     'n_jobs': -1,
     'sampling_ratio_dict': None,
     'categorical_features': [3,
      14,
      15,
      16,
      17,
      18,
      19,
      20,
      21,
      22,
      23,
      24,
      25,
      26,
      27,
      28,
      29,
      30,
      31,
      32,
      33,
      34,
      35,
      36,
      37,
      38,
      39,
      40,
      41,
      42,
      43],
     'k_neighbors': 5},
    'Elastic Net Classifier': {'penalty': 'elasticnet',
     'C': 1.0,
     'l1_ratio': 0.15,
     'n_jobs': -1,
     'multi_class': 'auto',
     'solver': 'saga'}},
   'mean_cv_score': 0.6073641356206173,
   'standard_deviation_cv_score': 0.18042974370220446,
   'high_variance_cv': False,
   'training_time': 2.3529458045959473,
   'cv_data': [{'all_objective_scores': OrderedDict([('Log Loss Binary',
```

(continues on next page)

(continued from previous page)

```
                  0.4314721295243963),
                 ('MCC Binary', 0.10148381259321973),
                 ('Gini', 0.3220338983050848),
                 ('AUC', 0.6610169491525424),
                 ('Precision', 0.25),
                 ('F1', 0.16666666666666666),
                 ('Balanced Accuracy Binary', 0.5370762711864407),
                 ('Accuracy Binary', 0.8507462686567164),
                 ('# Training', 133),
                 ('# Validation', 67)]),
    'mean_cv_score': 0.4314721295243963,
    'binary_classification_threshold': 0.5340008530295668},
   {'all_objective_scores': OrderedDict([('Log Loss Binary',
                  0.5986075324162158),
                 ('MCC Binary', 0.3256659533260589),
                 ('Gini', 0.14830508474576254),
                 ('AUC', 0.5741525423728813),
                 ('Precision', 0.42857142857142855),
                 ('F1', 0.39999999999999997),
                 ('Balanced Accuracy Binary', 0.6536016949152542),
                 ('Accuracy Binary', 0.8656716417910447),
                 ('# Training', 133),
                 ('# Validation', 67)]),
    'mean_cv_score': 0.5986075324162158,
    'binary_classification_threshold': 0.4490165676883502},
   {'all_objective_scores': OrderedDict([('Log Loss Binary',
                  0.79201274492124),
                 ('MCC Binary', 0.06958890006392211),
                 ('Gini', 0.0556900726392251),
                 ('AUC', 0.5278450363196125),
                 ('Precision', 0.13636363636363635),
                 ('F1', 0.20689655172413793),
                 ('Balanced Accuracy Binary', 0.5532687651331719),
                 ('Accuracy Binary', 0.6515151515151515),
                 ('# Training', 134),
                 ('# Validation', 66)]),
    'mean_cv_score': 0.79201274492124,
    'binary_classification_threshold': 0.3327217472321081}],
  'percent_better_than_baseline_all_objectives': {'Log Loss Binary': 84.
↪70278590028053,
   'MCC Binary': inf,
   'Gini': inf,
   'AUC': 8.767150928167878,
   'Precision': 27.164502164502164,
   'F1': 25.785440613026818,
   'Balanced Accuracy Binary': 8.131557707828907,
   'Accuracy Binary': -9.573345394240917},
  'percent_better_than_baseline': 84.70278590028053,
  'validation_score': 0.6073641356206173},
 2: {'id': 2,
  'pipeline_name': 'Logistic Regression Classifier w/ Label Encoder + Drop Columns␣
↪Transformer + DateTime Featurizer + Imputer + One Hot Encoder + Oversampler +␣
↪Standard Scaler',
  'pipeline_class': evalml.pipelines.binary_classification_pipeline.
↪BinaryClassificationPipeline,
  'pipeline_summary': 'Logistic Regression Classifier w/ Label Encoder + Drop␣
↪Columns Transformer + DateTime Featurizer + Imputer + One Hot Encoder + Oversampler␣
↪+ Standard Scaler',
```

(continues on next page)

(continued from previous page)

```
 'parameters': {'Label Encoder': {'positive_label': None},
  'Drop Columns Transformer': {'columns': ['currency']},
  'DateTime Featurizer': {'features_to_extract': ['year',
    'month',
    'day_of_week',
    'hour'],
   'encode_as_categories': False,
   'time_index': None},
  'Imputer': {'categorical_impute_strategy': 'most_frequent',
   'numeric_impute_strategy': 'mean',
   'categorical_fill_value': None,
   'numeric_fill_value': None},
  'One Hot Encoder': {'top_n': 10,
   'features_to_encode': None,
   'categories': None,
   'drop': 'if_binary',
   'handle_unknown': 'ignore',
   'handle_missing': 'error'},
  'Oversampler': {'sampling_ratio': 0.25,
   'k_neighbors_default': 5,
   'n_jobs': -1,
   'sampling_ratio_dict': None,
   'categorical_features': [3,
    14,
    15,
    16,
    17,
    18,
    19,
    20,
    21,
    22,
    23,
    24,
    25,
    26,
    27,
    28,
    29,
    30,
    31,
    32,
    33,
    34,
    35,
    36,
    37,
    38,
    39,
    40,
    41,
    42,
    43],
   'k_neighbors': 5},
  'Logistic Regression Classifier': {'penalty': 'l2',
   'C': 1.0,
   'n_jobs': -1,
```

(continues on next page)

(continued from previous page)

```
    'multi_class': 'auto',
    'solver': 'lbfgs'}},
  'mean_cv_score': 0.6203031849130022,
  'standard_deviation_cv_score': 0.1898901497265282,
  'high_variance_cv': False,
  'training_time': 3.699535369873047,
  'cv_data': [{'all_objective_scores': OrderedDict([('Log Loss Binary',
                 0.4402075637709514),
                ('MCC Binary', 0.14283901342792224),
                ('Gini', 0.2838983050847457),
                ('AUC', 0.6419491525423728),
                ('Precision', 0.3333333333333333),
                ('F1', 0.18181818181818182),
                ('Balanced Accuracy Binary', 0.5455508474576272),
                ('Accuracy Binary', 0.8656716417910447),
                ('# Training', 133),
                ('# Validation', 67)]),
    'mean_cv_score': 0.4402075637709514,
    'binary_classification_threshold': 0.5232642260235977},
   {'all_objective_scores': OrderedDict([('Log Loss Binary',
                 0.6020345867674461),
                ('MCC Binary', 0.2457400868151266),
                ('Gini', 0.14406779661016955),
                ('AUC', 0.5720338983050848),
                ('Precision', 0.4),
                ('F1', 0.3076923076923077),
                ('Balanced Accuracy Binary', 0.5995762711864407),
                ('Accuracy Binary', 0.8656716417910447),
                ('# Training', 133),
                ('# Validation', 67)]),
    'mean_cv_score': 0.6020345867674461,
    'binary_classification_threshold': 0.4745908587234502},
   {'all_objective_scores': OrderedDict([('Log Loss Binary',
                 0.8186674042006088),
                ('MCC Binary', 0.06958890006392211),
                ('Gini', 0.03147699757869238),
                ('AUC', 0.5157384987893462),
                ('Precision', 0.13636363636363635),
                ('F1', 0.20689655172413793),
                ('Balanced Accuracy Binary', 0.5532687651331719),
                ('Accuracy Binary', 0.6515151515151515),
                ('# Training', 134),
                ('# Validation', 66)]),
    'mean_cv_score': 0.8186674042006088,
    'binary_classification_threshold': 0.3256059490546064}],
  'percent_better_than_baseline_all_objectives': {'Log Loss Binary': 84.
↪3769000014199,
   'MCC Binary': inf,
   'Gini': inf,
   'AUC': 7.657384987893456,
   'Precision': 28.989898989898993,
   'F1': 23.21356804115425,
   'Balanced Accuracy Binary': 6.613196125907994,
   'Accuracy Binary': -9.075832956429963},
  'percent_better_than_baseline': 84.3769000014199,
  'validation_score': 0.6203031849130022},
 3: {'id': 3,
```

(continues on next page)

(continued from previous page)

```
  'pipeline_name': 'XGBoost Classifier w/ Label Encoder + Drop Columns Transformer +␣
↪DateTime Featurizer + Imputer + One Hot Encoder + Oversampler',
  'pipeline_class': evalml.pipelines.binary_classification_pipeline.
↪BinaryClassificationPipeline,
  'pipeline_summary': 'XGBoost Classifier w/ Label Encoder + Drop Columns␣
↪Transformer + DateTime Featurizer + Imputer + One Hot Encoder + Oversampler',
  'parameters': {'Label Encoder': {'positive_label': None},
   'Drop Columns Transformer': {'columns': ['currency']},
   'DateTime Featurizer': {'features_to_extract': ['year',
     'month',
     'day_of_week',
     'hour'],
    'encode_as_categories': False,
    'time_index': None},
   'Imputer': {'categorical_impute_strategy': 'most_frequent',
    'numeric_impute_strategy': 'mean',
    'categorical_fill_value': None,
    'numeric_fill_value': None},
   'One Hot Encoder': {'top_n': 10,
    'features_to_encode': None,
    'categories': None,
    'drop': 'if_binary',
    'handle_unknown': 'ignore',
    'handle_missing': 'error'},
   'Oversampler': {'sampling_ratio': 0.25,
    'k_neighbors_default': 5,
    'n_jobs': -1,
    'sampling_ratio_dict': None,
    'categorical_features': [3,
     14,
     15,
     16,
     17,
     18,
     19,
     20,
     21,
     22,
     23,
     24,
     25,
     26,
     27,
     28,
     29,
     30,
     31,
     32,
     33,
     34,
     35,
     36,
     37,
     38,
     39,
     40,
     41,
```

(continues on next page)

(continued from previous page)

```
      42,
      43],
     'k_neighbors': 5},
    'XGBoost Classifier': {'eta': 0.1,
     'max_depth': 6,
     'min_child_weight': 1,
     'n_estimators': 100,
     'n_jobs': -1,
     'eval_metric': 'logloss'}},
   'mean_cv_score': 0.26926735779748645,
   'standard_deviation_cv_score': 0.1633547848901683,
   'high_variance_cv': False,
   'training_time': 2.724548816680908,
   'cv_data': [{'all_objective_scores': OrderedDict([('Log Loss Binary',
                  0.19552199778162352),
                 ('MCC Binary', 0.0),
                 ('Gini', 0.7033898305084747),
                 ('AUC', 0.8516949152542374),
                 ('Precision', 0.0),
                 ('F1', 0.0),
                 ('Balanced Accuracy Binary', 0.5),
                 ('Accuracy Binary', 0.8805970149253731),
                 ('# Training', 133),
                 ('# Validation', 67)]),
     'mean_cv_score': 0.19552199778162352,
     'binary_classification_threshold': 0.9167545941225166},
    {'all_objective_scores': OrderedDict([('Log Loss Binary',
                  0.45649296312983995),
                 ('MCC Binary', 0.36540212737375455),
                 ('Gini', 0.4110169491525424),
                 ('AUC', 0.7055084745762712),
                 ('Precision', 0.6666666666666666),
                 ('F1', 0.36363636363636365),
                 ('Balanced Accuracy Binary', 0.6165254237288136),
                 ('Accuracy Binary', 0.8955223880597015),
                 ('# Training', 133),
                 ('# Validation', 67)]),
     'mean_cv_score': 0.45649296312983995,
     'binary_classification_threshold': 0.9022083865093031},
    {'all_objective_scores': OrderedDict([('Log Loss Binary',
                  0.15578711248099583),
                 ('MCC Binary', 0.3600976668493281),
                 ('Gini', 0.8062953995157385),
                 ('AUC', 0.9031476997578692),
                 ('Precision', 1.0),
                 ('F1', 0.25),
                 ('Balanced Accuracy Binary', 0.5714285714285714),
                 ('Accuracy Binary', 0.9090909090909091),
                 ('# Training', 134),
                 ('# Validation', 66)]),
     'mean_cv_score': 0.15578711248099583,
     'binary_classification_threshold': 0.9453852686467735}],
   'percent_better_than_baseline_all_objectives': {'Log Loss Binary': 93.
↪21816982478724,
    'MCC Binary': inf,
    'Gini': inf,
    'AUC': 32.01170298627925,
```

(continues on next page)

(continued from previous page)

```
    'Precision': 55.55555555555555,
    'F1': 20.454545454545457,
    'Balanced Accuracy Binary': 6.265133171912829,
    'Accuracy Binary': 1.0025629428614624},
   'percent_better_than_baseline': 93.21816982478724,
   'validation_score': 0.26926735779748645},
  4: {'id': 4,
   'pipeline_name': 'LightGBM Classifier w/ Label Encoder + Drop Columns Transformer␣
↪+ DateTime Featurizer + Imputer + One Hot Encoder + Oversampler',
   'pipeline_class': evalml.pipelines.binary_classification_pipeline.
↪BinaryClassificationPipeline,
   'pipeline_summary': 'LightGBM Classifier w/ Label Encoder + Drop Columns␣
↪Transformer + DateTime Featurizer + Imputer + One Hot Encoder + Oversampler',
   'parameters': {'Label Encoder': {'positive_label': None},
    'Drop Columns Transformer': {'columns': ['currency']},
    'DateTime Featurizer': {'features_to_extract': ['year',
      'month',
      'day_of_week',
      'hour'],
     'encode_as_categories': False,
     'time_index': None},
    'Imputer': {'categorical_impute_strategy': 'most_frequent',
     'numeric_impute_strategy': 'mean',
     'categorical_fill_value': None,
     'numeric_fill_value': None},
    'One Hot Encoder': {'top_n': 10,
     'features_to_encode': None,
     'categories': None,
     'drop': 'if_binary',
     'handle_unknown': 'ignore',
     'handle_missing': 'error'},
    'Oversampler': {'sampling_ratio': 0.25,
     'k_neighbors_default': 5,
     'n_jobs': -1,
     'sampling_ratio_dict': None,
     'categorical_features': [3,
      14,
      15,
      16,
      17,
      18,
      19,
      20,
      21,
      22,
      23,
      24,
      25,
      26,
      27,
      28,
      29,
      30,
      31,
      32,
      33,
      34,
```

(continues on next page)

(continued from previous page)

```
      35,
      36,
      37,
      38,
      39,
      40,
      41,
      42,
      43],
    'k_neighbors': 5},
   'LightGBM Classifier': {'boosting_type': 'gbdt',
    'learning_rate': 0.1,
    'n_estimators': 100,
    'max_depth': 0,
    'num_leaves': 31,
    'min_child_samples': 20,
    'n_jobs': -1,
    'bagging_freq': 0,
    'bagging_fraction': 0.9}},
  'mean_cv_score': 0.31641155204854204,
  'standard_deviation_cv_score': 0.15607221058209464,
  'high_variance_cv': False,
  'training_time': 2.1566615104675293,
  'cv_data': [{'all_objective_scores': OrderedDict([('Log Loss Binary',
                 0.2293858184062148),
                ('MCC Binary', 0.6842908506285673),
                ('Gini', 0.7415254237288136),
                ('AUC', 0.8707627118644068),
                ('Precision', 1.0),
                ('F1', 0.6666666666666666),
                ('Balanced Accuracy Binary', 0.75),
                ('Accuracy Binary', 0.9402985074626866),
                ('# Training', 133),
                ('# Validation', 67)]),
    'mean_cv_score': 0.2293858184062148,
    'binary_classification_threshold': 0.5325189767997198},
   {'all_objective_scores': OrderedDict([('Log Loss Binary',
                 0.4965934577153518),
                ('MCC Binary', 0.36540212737375455),
                ('Gini', 0.47457627118644075),
                ('AUC', 0.7372881355932204),
                ('Precision', 0.6666666666666666),
                ('F1', 0.36363636363636365),
                ('Balanced Accuracy Binary', 0.6165254237288136),
                ('Accuracy Binary', 0.8955223880597015),
                ('# Training', 133),
                ('# Validation', 67)]),
    'mean_cv_score': 0.4965934577153518,
    'binary_classification_threshold': 0.7752331605063649},
   {'all_objective_scores': OrderedDict([('Log Loss Binary',
                 0.22325538002405956),
                ('MCC Binary', 0.5132181379714255),
                ('Gini', 0.8062953995157385),
                ('AUC', 0.9031476997578692),
                ('Precision', 1.0),
                ('F1', 0.4444444444444445),
                ('Balanced Accuracy Binary', 0.6428571428571428),
```

(continues on next page)

(continued from previous page)

```
                  ('Accuracy Binary', 0.9242424242424242),
                  ('# Training', 134),
                  ('# Validation', 66)]),
     'mean_cv_score': 0.22325538002405956,
     'binary_classification_threshold': 0.9436049942755129}],
   'percent_better_than_baseline_all_objectives': {'Log Loss Binary': 92.
↪03078520537726,
    'MCC Binary': inf,
    'Gini': inf,
    'AUC': 33.70661824051654,
    'Precision': 88.88888888888889,
    'F1': 49.158249158249156,
    'Balanced Accuracy Binary': 16.979418886198548,
    'Accuracy Binary': 3.497663199155754},
   'percent_better_than_baseline': 92.03078520537726,
   'validation_score': 0.31641155204854204},
  5: {'id': 5,
   'pipeline_name': 'CatBoost Classifier w/ Label Encoder + Drop Columns Transformer␣
↪+ DateTime Featurizer + Imputer + Oversampler',
   'pipeline_class': evalml.pipelines.binary_classification_pipeline.
↪BinaryClassificationPipeline,
   'pipeline_summary': 'CatBoost Classifier w/ Label Encoder + Drop Columns␣
↪Transformer + DateTime Featurizer + Imputer + Oversampler',
   'parameters': {'Label Encoder': {'positive_label': None},
    'Drop Columns Transformer': {'columns': ['currency']},
    'DateTime Featurizer': {'features_to_extract': ['year',
      'month',
      'day_of_week',
      'hour'],
     'encode_as_categories': False,
     'time_index': None},
    'Imputer': {'categorical_impute_strategy': 'most_frequent',
     'numeric_impute_strategy': 'mean',
     'categorical_fill_value': None,
     'numeric_fill_value': None},
    'Oversampler': {'sampling_ratio': 0.25,
     'k_neighbors_default': 5,
     'n_jobs': -1,
     'sampling_ratio_dict': None,
     'categorical_features': [4, 7, 8, 3],
     'k_neighbors': 5},
    'CatBoost Classifier': {'n_estimators': 10,
     'eta': 0.03,
     'max_depth': 6,
     'bootstrap_type': None,
     'silent': True,
     'allow_writing_files': False,
     'n_jobs': -1}},
   'mean_cv_score': 0.6236249685739278,
   'standard_deviation_cv_score': 0.0008026761021476908,
   'high_variance_cv': False,
   'training_time': 1.2874221801757812,
   'cv_data': [{'all_objective_scores': OrderedDict([('Log Loss Binary',
                   0.6227420171620137),
                  ('MCC Binary', 0.5879652413195868),
                  ('Gini', 0.7415254237288136),
                  ('AUC', 0.8707627118644068),
```

(continues on next page)

(continued from previous page)

```
                  ('Precision', 1.0),
                  ('F1', 0.5454545454545454),
                  ('Balanced Accuracy Binary', 0.6875),
                  ('Accuracy Binary', 0.9253731343283582),
                  ('# Training', 133),
                  ('# Validation', 67)]),
     'mean_cv_score': 0.6227420171620137,
     'binary_classification_threshold': 0.4898933112926254},
    {'all_objective_scores': OrderedDict([('Log Loss Binary',
                   0.6243105477991306),
                  ('MCC Binary', 0.47636443708895493),
                  ('Gini', 0.3347457627118644),
                  ('AUC', 0.6673728813559322),
                  ('Precision', 1.0),
                  ('F1', 0.4),
                  ('Balanced Accuracy Binary', 0.625),
                  ('Accuracy Binary', 0.9104477611940298),
                  ('# Training', 133),
                  ('# Validation', 67)]),
     'mean_cv_score': 0.6243105477991306,
     'binary_classification_threshold': 0.5135974515444475},
    {'all_objective_scores': OrderedDict([('Log Loss Binary',
                   0.6238223407606391),
                  ('MCC Binary', 0.7374135894078153),
                  ('Gini', 0.9515738498789348),
                  ('AUC', 0.9757869249394674),
                  ('Precision', 1.0),
                  ('F1', 0.7272727272727273),
                  ('Balanced Accuracy Binary', 0.7857142857142857),
                  ('Accuracy Binary', 0.9545454545454546),
                  ('# Training', 134),
                  ('# Validation', 66)]),
     'mean_cv_score': 0.6238223407606391,
     'binary_classification_threshold': 0.49602309674485134}],
   'percent_better_than_baseline_all_objectives': {'Log Loss Binary': 84.
↪29323678709098,
    'MCC Binary': inf,
    'Gini': inf,
    'AUC': 33.79741727199356,
    'Precision': 100.0,
    'F1': 55.757575757575765,
    'Balanced Accuracy Binary': 19.940476190476186,
    'Accuracy Binary': 4.507764209256759},
   'percent_better_than_baseline': 84.29323678709098,
   'validation_score': 0.6236249685739278},
  6: {'id': 6,
   'pipeline_name': 'Random Forest Classifier w/ Label Encoder + Drop Columns␣
↪Transformer + DateTime Featurizer + Imputer + One Hot Encoder + Oversampler',
   'pipeline_class': evalml.pipelines.binary_classification_pipeline.
↪BinaryClassificationPipeline,
   'pipeline_summary': 'Random Forest Classifier w/ Label Encoder + Drop Columns␣
↪Transformer + DateTime Featurizer + Imputer + One Hot Encoder + Oversampler',
   'parameters': {'Label Encoder': {'positive_label': None},
    'Drop Columns Transformer': {'columns': ['currency']},
    'DateTime Featurizer': {'features_to_extract': ['year',
      'month',
      'day_of_week',
```

(continues on next page)

(continued from previous page)

```
     'hour'],
    'encode_as_categories': False,
    'time_index': None},
   'Imputer': {'categorical_impute_strategy': 'most_frequent',
    'numeric_impute_strategy': 'mean',
    'categorical_fill_value': None,
    'numeric_fill_value': None},
   'One Hot Encoder': {'top_n': 10,
    'features_to_encode': None,
    'categories': None,
    'drop': 'if_binary',
    'handle_unknown': 'ignore',
    'handle_missing': 'error'},
   'Oversampler': {'sampling_ratio': 0.25,
    'k_neighbors_default': 5,
    'n_jobs': -1,
    'sampling_ratio_dict': None,
    'categorical_features': [3,
     14,
     15,
     16,
     17,
     18,
     19,
     20,
     21,
     22,
     23,
     24,
     25,
     26,
     27,
     28,
     29,
     30,
     31,
     32,
     33,
     34,
     35,
     36,
     37,
     38,
     39,
     40,
     41,
     42,
     43],
    'k_neighbors': 5},
   'Random Forest Classifier': {'n_estimators': 100,
    'max_depth': 6,
    'n_jobs': -1}},
  'mean_cv_score': 0.29226383693917385,
  'standard_deviation_cv_score': 0.032252391685893105,
  'high_variance_cv': False,
  'training_time': 2.426112651824951,
  'cv_data': [{'all_objective_scores': OrderedDict([('Log Loss Binary',
```

(continues on next page)

(continued from previous page)

```
                  0.2859561431522344),
                 ('MCC Binary', 0.5879652413195868),
                 ('Gini', 0.5423728813559321),
                 ('AUC', 0.771186440677966),
                 ('Precision', 1.0),
                 ('F1', 0.5454545454545454),
                 ('Balanced Accuracy Binary', 0.6875),
                 ('Accuracy Binary', 0.9253731343283582),
                 ('# Training', 133),
                 ('# Validation', 67)]),
    'mean_cv_score': 0.2859561431522344,
    'binary_classification_threshold': 0.5140851372128995},
   {'all_objective_scores': OrderedDict([('Log Loss Binary',
                  0.32720410418439),
                 ('MCC Binary', 0.36540212737375455),
                 ('Gini', 0.4279661016949152),
                 ('AUC', 0.7139830508474576),
                 ('Precision', 0.6666666666666666),
                 ('F1', 0.36363636363636365),
                 ('Balanced Accuracy Binary', 0.6165254237288136),
                 ('Accuracy Binary', 0.8955223880597015),
                 ('# Training', 133),
                 ('# Validation', 67)]),
    'mean_cv_score': 0.32720410418439,
    'binary_classification_threshold': 0.4792774241693588},
   {'all_objective_scores': OrderedDict([('Log Loss Binary',
                  0.2636312634808971),
                 ('MCC Binary', 0.5132181379714255),
                 ('Gini', 0.8159806295399514),
                 ('AUC', 0.9079903147699757),
                 ('Precision', 1.0),
                 ('F1', 0.4444444444444445),
                 ('Balanced Accuracy Binary', 0.6428571428571428),
                 ('Accuracy Binary', 0.9242424242424242),
                 ('# Training', 134),
                 ('# Validation', 66)]),
    'mean_cv_score': 0.2636312634808971,
    'binary_classification_threshold': 0.5786532369228834}],
  'percent_better_than_baseline_all_objectives': {'Log Loss Binary': 92.
↪63897516323439,
   'MCC Binary': inf,
   'Gini': inf,
   'AUC': 29.771993543179974,
   'Precision': 88.88888888888889,
   'F1': 45.11784511784512,
   'Balanced Accuracy Binary': 14.896085552865213,
   'Accuracy Binary': 3.0001507613447997},
  'percent_better_than_baseline': 92.63897516323439,
  'validation_score': 0.29226383693917385},
 7: {'id': 7,
  'pipeline_name': 'Decision Tree Classifier w/ Label Encoder + Drop Columns␣
↪Transformer + DateTime Featurizer + Imputer + One Hot Encoder + Oversampler',
  'pipeline_class': evalml.pipelines.binary_classification_pipeline.
↪BinaryClassificationPipeline,
  'pipeline_summary': 'Decision Tree Classifier w/ Label Encoder + Drop Columns␣
↪Transformer + DateTime Featurizer + Imputer + One Hot Encoder + Oversampler',
  'parameters': {'Label Encoder': {'positive_label': None},
```

(continues on next page)

(continued from previous page)

```
    'Drop Columns Transformer': {'columns': ['currency']},
    'DateTime Featurizer': {'features_to_extract': ['year',
      'month',
      'day_of_week',
      'hour'],
     'encode_as_categories': False,
     'time_index': None},
    'Imputer': {'categorical_impute_strategy': 'most_frequent',
     'numeric_impute_strategy': 'mean',
     'categorical_fill_value': None,
     'numeric_fill_value': None},
    'One Hot Encoder': {'top_n': 10,
     'features_to_encode': None,
     'categories': None,
     'drop': 'if_binary',
     'handle_unknown': 'ignore',
     'handle_missing': 'error'},
    'Oversampler': {'sampling_ratio': 0.25,
     'k_neighbors_default': 5,
     'n_jobs': -1,
     'sampling_ratio_dict': None,
     'categorical_features': [3,
      14,
      15,
      16,
      17,
      18,
      19,
      20,
      21,
      22,
      23,
      24,
      25,
      26,
      27,
      28,
      29,
      30,
      31,
      32,
      33,
      34,
      35,
      36,
      37,
      38,
      39,
      40,
      41,
      42,
      43],
     'k_neighbors': 5},
    'Decision Tree Classifier': {'criterion': 'gini',
     'max_features': 'auto',
     'max_depth': 6,
     'min_samples_split': 2,
```

(continues on next page)

(continued from previous page)

```
    'min_weight_fraction_leaf': 0.0}},
  'mean_cv_score': 3.5788918030647223,
  'standard_deviation_cv_score': 0.752281287139661,
  'high_variance_cv': True,
  'training_time': 2.235201358795166,
  'cv_data': [{'all_objective_scores': OrderedDict([('Log Loss Binary',
                 2.779761586468773),
                ('MCC Binary', 0.0),
                ('Gini', 0.24788135593220328),
                ('AUC', 0.6239406779661016),
                ('Precision', 0.11940298507462686),
                ('F1', 0.21333333333333335),
                ('Balanced Accuracy Binary', 0.5),
                ('Accuracy Binary', 0.11940298507462686),
                ('# Training', 133),
                ('# Validation', 67)]),
    'mean_cv_score': 2.779761586468773,
    'binary_classification_threshold': -9.163846384083647e-53},
   {'all_objective_scores': OrderedDict([('Log Loss Binary',
                 3.6835496247911563),
                ('MCC Binary', 0.3256659533260589),
                ('Gini', 0.43432203389830515),
                ('AUC', 0.7171610169491526),
                ('Precision', 0.42857142857142855),
                ('F1', 0.39999999999999997),
                ('Balanced Accuracy Binary', 0.6536016949152542),
                ('Accuracy Binary', 0.8656716417910447),
                ('# Training', 133),
                ('# Validation', 67)]),
    'mean_cv_score': 3.6835496247911563,
    'binary_classification_threshold': 0.9999999885588493},
   {'all_objective_scores': OrderedDict([('Log Loss Binary',
                 4.273364197934237),
                ('MCC Binary', 0.12053151055354616),
                ('Gini', 0.19370460048426152),
                ('AUC', 0.5968523002421308),
                ('Precision', 0.16666666666666666),
                ('F1', 0.24),
                ('Balanced Accuracy Binary', 0.5871670702179177),
                ('Accuracy Binary', 0.7121212121212122),
                ('# Training', 134),
                ('# Validation', 66)]),
    'mean_cv_score': 4.273364197934237,
    'binary_classification_threshold': 9.16384630183206e-53}],
  'percent_better_than_baseline_all_objectives': {'Log Loss Binary': 9.
↪86120032380507,
   'MCC Binary': inf,
   'Gini': inf,
   'AUC': 14.598466505246178,
   'Precision': 23.8213693437574,
   'F1': 28.444444444444443,
   'Balanced Accuracy Binary': 8.025625504439072,
   'Accuracy Binary': -31.931252826775204},
  'percent_better_than_baseline': 9.86120032380507,
  'validation_score': 3.5788918030647223},
 8: {'id': 8,
  'pipeline_name': 'Extra Trees Classifier w/ Label Encoder + Drop Columns␣
↪Transformer + DateTime Featurizer + Imputer + One Hot Encoder + Oversampler',
```

(continues on next page)

(continued from previous page)

```
  'pipeline_class': evalml.pipelines.binary_classification_pipeline.
↪BinaryClassificationPipeline,
  'pipeline_summary': 'Extra Trees Classifier w/ Label Encoder + Drop Columns␣
↪Transformer + DateTime Featurizer + Imputer + One Hot Encoder + Oversampler',
  'parameters': {'Label Encoder': {'positive_label': None},
   'Drop Columns Transformer': {'columns': ['currency']},
   'DateTime Featurizer': {'features_to_extract': ['year',
     'month',
     'day_of_week',
     'hour'],
    'encode_as_categories': False,
    'time_index': None},
   'Imputer': {'categorical_impute_strategy': 'most_frequent',
    'numeric_impute_strategy': 'mean',
    'categorical_fill_value': None,
    'numeric_fill_value': None},
   'One Hot Encoder': {'top_n': 10,
    'features_to_encode': None,
    'categories': None,
    'drop': 'if_binary',
    'handle_unknown': 'ignore',
    'handle_missing': 'error'},
   'Oversampler': {'sampling_ratio': 0.25,
    'k_neighbors_default': 5,
    'n_jobs': -1,
    'sampling_ratio_dict': None,
    'categorical_features': [3,
     14,
     15,
     16,
     17,
     18,
     19,
     20,
     21,
     22,
     23,
     24,
     25,
     26,
     27,
     28,
     29,
     30,
     31,
     32,
     33,
     34,
     35,
     36,
     37,
     38,
     39,
     40,
     41,
     42,
     43],
```

(continues on next page)

(continued from previous page)

```
     'k_neighbors': 5},
    'Extra Trees Classifier': {'n_estimators': 100,
     'max_features': 'auto',
     'max_depth': 6,
     'min_samples_split': 2,
     'min_weight_fraction_leaf': 0.0,
     'n_jobs': -1}},
   'mean_cv_score': 0.3539086319913039,
   'standard_deviation_cv_score': 0.01989728866370217,
   'high_variance_cv': False,
   'training_time': 2.2999026775360107,
   'cv_data': [{'all_objective_scores': OrderedDict([('Log Loss Binary',
                  0.33916127352005254),
                 ('MCC Binary', 0.10893529869649102),
                 ('Gini', 0.44915254237288127),
                 ('AUC', 0.7245762711864406),
                 ('Precision', 0.14),
                 ('F1', 0.24137931034482757),
                 ('Balanced Accuracy Binary', 0.573093220338983),
                 ('Accuracy Binary', 0.34328358208955223),
                 ('# Training', 133),
                 ('# Validation', 67)]),
     'mean_cv_score': 0.33916127352005254,
     'binary_classification_threshold': 0.10564566937992552},
    {'all_objective_scores': OrderedDict([('Log Loss Binary',
                  0.3460248979547855),
                 ('MCC Binary', 0.3256659533260589),
                 ('Gini', 0.30508474576271194),
                 ('AUC', 0.652542372881356),
                 ('Precision', 0.42857142857142855),
                 ('F1', 0.39999999999999997),
                 ('Balanced Accuracy Binary', 0.6536016949152542),
                 ('Accuracy Binary', 0.8656716417910447),
                 ('# Training', 133),
                 ('# Validation', 67)]),
     'mean_cv_score': 0.3460248979547855,
     'binary_classification_threshold': 0.2616091320867158},
    {'all_objective_scores': OrderedDict([('Log Loss Binary',
                  0.3765397244990737),
                 ('MCC Binary', 0.11873608643007195),
                 ('Gini', 0.18644067796610164),
                 ('AUC', 0.5932203389830508),
                 ('Precision', 0.25),
                 ('F1', 0.18181818181818182),
                 ('Balanced Accuracy Binary', 0.5460048426150121),
                 ('Accuracy Binary', 0.8636363636363636),
                 ('# Training', 134),
                 ('# Validation', 66)]),
     'mean_cv_score': 0.3765397244990737,
     'binary_classification_threshold': 0.38599058059200875}],
   'percent_better_than_baseline_all_objectives': {'Log Loss Binary': 91.
↪08637504620214,
    'MCC Binary': inf,
    'Gini': inf,
    'AUC': 15.677966101694917,
    'Precision': 27.285714285714285,
    'F1': 27.439916405433646,
```

(continues on next page)

(continued from previous page)

```
    'Balanced Accuracy Binary': 9.089991928974984,
    'Accuracy Binary': -19.418061209105986},
   'percent_better_than_baseline': 91.08637504620214,
   'validation_score': 0.3539086319913039}},
 'search_order': [0, 1, 2, 3, 4, 5, 6, 7, 8]}
```

4.1.12 Parallel AutoML

By default, all pipelines in an AutoML batch are evaluated in series. Pipelines can be evaluated in parallel to improve performance during AutoML search. This is accomplished by a futures style submission and evaluation of pipelines in a batch. As of this writing, the pipelines use a threaded model for concurrent evaluation. This is similar to the currently implemented `n_jobs` parameter in the estimators, which uses increased numbers of threads to train and evaluate estimators.

Quick Start

To quickly use some parallelism to enhance the pipeline searching, a string can be passed through to AutoMLSearch during initialization to setup the parallel engine and client within the AutoMLSearch object. The current options are "cf_threaded", "cf_process", "dask_threaded" and "dask_process" and indicate the futures backend to use and whether to use threaded- or process-level parallelism.

[26]:
```
automl_cf_threaded = AutoMLSearch(X_train=X, y_train=y,
                                  problem_type="binary",
                                  allowed_model_families=[ModelFamily.LINEAR_MODEL],
                                  engine="cf_threaded")
automl_cf_threaded.search(show_iteration_plot = False)
automl_cf_threaded.close_engine()
```

Parallelism with Concurrent Futures

The `EngineBase` class is robust and extensible enough to support futures-like implementations from a variety of libraries. The `CFEngine` extends the `EngineBase` to use the native Python concurrent.futures library. The `CFEngine` supports both thread- and process-level parallelism. The type of parallelism can be chosen using either the `ThreadPoolExecutor` or the `ProcessPoolExecutor`. If either executor is passed a `max_workers` parameter, it will set the number of processes and threads spawned. If not, the default number of processes will be equal to the number of processors available and the number of threads set to five times the number of processors available.

Here, the CFEngine is invoked with default parameters, which is threaded parallelism using all available threads.

[27]:
```
from concurrent.futures import ThreadPoolExecutor

from evalml.automl.engine.cf_engine import CFEngine, CFClient

cf_engine = CFEngine(CFClient(ThreadPoolExecutor(max_workers=4)))
automl_cf_threaded = AutoMLSearch(X_train=X, y_train=y,
                                  problem_type="binary",
                                  allowed_model_families=[ModelFamily.LINEAR_MODEL],
                                  engine=cf_engine)
automl_cf_threaded.search(show_iteration_plot = False)
automl_cf_threaded.close_engine()
```

Note: the cell demonstrating process-level parallelism is a markdown due to incompatibility with our ReadTheDocs build. It can be run successfully locally.

```
from concurrent.futures import ProcessPoolExecutor

# Repeat the process but using process-level parallelism\
cf_engine = CFEngine(CFClient(ProcessPoolExecutor(max_workers=2)))
automl_cf_process = AutoMLSearch(X_train=X, y_train=y,
                                 problem_type="binary",
                                 engine="cf_process")
automl_cf_process.search(show_iteration_plot = False)
automl_cf_process.close_engine()
```

Parallelism with Dask

Thread or process level parallelism can be explicitly invoked for the `DaskEngine` (as well as the `CFEngine`). The `processes` can be set to `True` and the number of processes set using `n_workers`. If `processes` is set to `False`, then the resulting parallelism will be threaded and `n_workers` will represent the threads used. Examples of both follow.

[28]:
```
from dask.distributed import LocalCluster

from evalml.automl.engine import DaskEngine

dask_engine_p2 = DaskEngine(cluster=LocalCluster(processes=True, n_workers = 2))
automl_dask_p2 = AutoMLSearch(X_train=X, y_train=y,
                              problem_type="binary",
                              allowed_model_families=[ModelFamily.LINEAR_MODEL],
                              engine=dask_engine_p2)
automl_dask_p2.search(show_iteration_plot = False)

# Explicitly shutdown the automl object's LocalCluster
automl_dask_p2.close_engine()
```

```
Loky-backed parallel loops cannot be called in a multiprocessing, setting n_jobs=1
Loky-backed parallel loops cannot be called in a multiprocessing, setting n_jobs=1
Loky-backed parallel loops cannot be called in a multiprocessing, setting n_jobs=1
Loky-backed parallel loops cannot be called in a multiprocessing, setting n_jobs=1
```

[29]:
```
dask_engine_t4 = DaskEngine(cluster=LocalCluster(processes=False, n_workers = 4))

automl_dask_t4 = AutoMLSearch(X_train=X, y_train=y,
                              problem_type="binary",
                              allowed_model_families=[ModelFamily.LINEAR_MODEL],
                              engine=dask_engine_t4)
automl_dask_t4.search(show_iteration_plot = False)
automl_dask_t4.close_engine()
```

As we can see, a significant performance gain can result from simply using something other than the default `SequentialEngine`, ranging from a 100% speed up with multiple processes to 500% speedup with multiple threads!

[30]:
```
print("Sequential search duration: %s" % str(automl.search_duration))
print("Concurrent futures (threaded) search duration: %s" % str(automl_cf_threaded.
↪search_duration))
print("Dask (two processes) search duration: %s" % str(automl_dask_p2.search_
↪duration))
```

(continues on next page)

(continued from previous page)

```
print("Dask (four threads)search duration: %s" % str(automl_dask_t4.search_duration))
```

```
Sequential search duration: 21.118337154388428
Concurrent futures (threaded) search duration: 4.516031742095947
Dask (two processes) search duration: 10.909988164901733
Dask (four threads)search duration: 5.149290561676025
```

4.2 Pipelines

EvalML pipelines represent a sequence of operations to be applied to data, where each operation is either a data transformation or an ML modeling algorithm.

A pipeline holds a combination of one or more components, which will be applied to new input data in sequence.

Each component and pipeline supports a set of parameters which configure its behavior. The AutoML search process seeks to find the combination of pipeline structure and pipeline parameters which perform the best on the data.

4.2.1 Defining a Pipeline Instance

Pipeline instances can be instantiated using any of the following classes:

- `RegressionPipeline`
- `BinaryClassificationPipeline`
- `MulticlassClassificationPipeline`
- `TimeSeriesRegressionPipeline`
- `TimeSeriesBinaryClassificationPipeline`
- `TimeSeriesMulticlassClassificationPipeline`

The class you want to use will depend on your problem type. The only required parameter input for instantiating a pipeline instance is `component_graph`, which can be a `ComponentGraph` instance, a list, or a dictionary containing a sequence of components to be fit and evaluated.

A `component_graph` list is the default representation, which represents a linear order of transforming components with an estimator as the final component. A `component_graph` dictionary is used to represent a non-linear graph of components, where the key is a unique name for each component and the value is a list with the component's class as the first element and any parents of the component as the following element(s). For these two `component_graph` formats, each component can be provided as a reference to the component class for custom components, and as either a string name or as a reference to the component class for components defined in EvalML.

If you choose to provide a `ComponentGraph` instance and want to set custom parameters for your pipeline, set it through the pipeline initialization rather than `ComponentGraph.instantiate()`.

[1]:
```
from evalml.pipelines import MulticlassClassificationPipeline, ComponentGraph

component_graph_as_list = ['Imputer', 'Random Forest Classifier']
MulticlassClassificationPipeline(component_graph=component_graph_as_list)
```

[1]:
```
pipeline = MulticlassClassificationPipeline(component_graph={'Imputer': ['Imputer', 'X
↪', 'y'], 'Random Forest Classifier': ['Random Forest Classifier', 'Imputer.x', 'y']}
↪, parameters={'Imputer':{'categorical_impute_strategy': 'most_frequent', 'numeric_
↪impute_strategy': 'mean', 'categorical_fill_value': None, 'numeric_fill_value':␣
↪None}, 'Random Forest Classifier':{'n_estimators': 100, 'max_depth': 6, 'n_jobs': -
↪1}}, random_seed=0)
```

(continues on next page)

(continued from previous page)

[2]:
```
component_graph_as_dict = {
    'Imputer': ['Imputer', 'X', 'y'],
    'Encoder': ['One Hot Encoder', 'Imputer.x', 'y'],
    'Random Forest Clf': ['Random Forest Classifier', 'Encoder.x', 'y'],
    'Elastic Net Clf': ['Elastic Net Classifier', 'Encoder.x', 'y'],
    'Final Estimator': ['Logistic Regression Classifier', 'Random Forest Clf.x',
↪'Elastic Net Clf.x', 'y']
}

MulticlassClassificationPipeline(component_graph=component_graph_as_dict)
```

[2]:
```
pipeline = MulticlassClassificationPipeline(component_graph={'Imputer': ['Imputer', 'X
↪', 'y'], 'Encoder': ['One Hot Encoder', 'Imputer.x', 'y'], 'Random Forest Clf': [
↪'Random Forest Classifier', 'Encoder.x', 'y'], 'Elastic Net Clf': ['Elastic Net␣
↪Classifier', 'Encoder.x', 'y'], 'Final Estimator': ['Logistic Regression Classifier
↪', 'Random Forest Clf.x', 'Elastic Net Clf.x', 'y']}, parameters={'Imputer':{
↪'categorical_impute_strategy': 'most_frequent', 'numeric_impute_strategy': 'mean',
↪'categorical_fill_value': None, 'numeric_fill_value': None}, 'Encoder':{'top_n': 10,
↪ 'features_to_encode': None, 'categories': None, 'drop': 'if_binary', 'handle_
↪unknown': 'ignore', 'handle_missing': 'error'}, 'Random Forest Clf':{'n_estimators':
↪ 100, 'max_depth': 6, 'n_jobs': -1}, 'Elastic Net Clf':{'penalty': 'elasticnet', 'C
↪': 1.0, 'l1_ratio': 0.15, 'n_jobs': -1, 'multi_class': 'auto', 'solver': 'saga'},
↪'Final Estimator':{'penalty': 'l2', 'C': 1.0, 'n_jobs': -1, 'multi_class': 'auto',
↪'solver': 'lbfgs'}}, random_seed=0)
```

[3]:
```
cg = ComponentGraph(component_graph_as_dict)

# set parameters in the pipeline rather than through cg.instantiate()
MulticlassClassificationPipeline(component_graph=cg, parameters={})
```

[3]:
```
pipeline = MulticlassClassificationPipeline(component_graph={'Imputer': ['Imputer', 'X
↪', 'y'], 'Encoder': ['One Hot Encoder', 'Imputer.x', 'y'], 'Random Forest Clf': [
↪'Random Forest Classifier', 'Encoder.x', 'y'], 'Elastic Net Clf': ['Elastic Net␣
↪Classifier', 'Encoder.x', 'y'], 'Final Estimator': ['Logistic Regression Classifier
↪', 'Random Forest Clf.x', 'Elastic Net Clf.x', 'y']}, parameters={'Imputer':{
↪'categorical_impute_strategy': 'most_frequent', 'numeric_impute_strategy': 'mean',
↪'categorical_fill_value': None, 'numeric_fill_value': None}, 'Encoder':{'top_n': 10,
↪ 'features_to_encode': None, 'categories': None, 'drop': 'if_binary', 'handle_
↪unknown': 'ignore', 'handle_missing': 'error'}, 'Random Forest Clf':{'n_estimators':
↪ 100, 'max_depth': 6, 'n_jobs': -1}, 'Elastic Net Clf':{'penalty': 'elasticnet', 'C
↪': 1.0, 'l1_ratio': 0.15, 'n_jobs': -1, 'multi_class': 'auto', 'solver': 'saga'},
↪'Final Estimator':{'penalty': 'l2', 'C': 1.0, 'n_jobs': -1, 'multi_class': 'auto',
↪'solver': 'lbfgs'}}, random_seed=0)
```

If you're using your own *custom components* you can refer to them like so:

[4]:
```
from evalml.pipelines.components import Transformer

class NewTransformer(Transformer):
    name = 'New Transformer'
    hyperparameter_ranges = {
        "parameter_1":['a', 'b', 'c']
    }

    def __init__(self, parameter_1=1, random_seed=0):
```

(continues on next page)

(continued from previous page)

```
        parameters = {"parameter_1": parameter_1}
        super().__init__(parameters=parameters,
                         random_seed=random_seed)

    def transform(self, X, y=None):
        # Your code here!
        return X

MulticlassClassificationPipeline([NewTransformer, 'Random Forest Classifier'])
```

[4]:
```
pipeline = MulticlassClassificationPipeline(component_graph={'New Transformer':␣
↪[NewTransformer, 'X', 'y'], 'Random Forest Classifier': ['Random Forest Classifier',
↪ 'New Transformer.x', 'y']}, parameters={'New Transformer':{'parameter_1': 1},
↪'Random Forest Classifier':{'n_estimators': 100, 'max_depth': 6, 'n_jobs': -1}},␣
↪random_seed=0)
```

4.2.2 Pipeline Usage

All pipelines define the following methods:

- `fit` fits each component on the provided training data, in order.
- `predict` computes the predictions of the component graph on the provided data.
- `score` computes the value of *an objective* on the provided data.

[5]:
```
from evalml.demos import load_wine
X, y = load_wine()

pipeline = MulticlassClassificationPipeline(component_graph = {
            "Label Encoder": ["Label Encoder", "X", "y"],
            "Imputer": ["Imputer", "X", "Label Encoder.y"],
            "Random Forest Classifier": [
                "Random Forest Classifier",
                "Imputer.x",
                "Label Encoder.y",
            ],
        })
pipeline.fit(X, y)
print(pipeline.predict(X))
print(pipeline.score(X, y, objectives=['log loss multiclass']))
```

```
         Number of Features
Numeric                  13

Number of training examples: 178
Targets
class_1    39.89%
class_0    33.15%
class_2    26.97%
Name: target, dtype: object
0      class_0
1      class_0
2      class_0
3      class_0
4      class_0
        ...
```

(continues on next page)

(continued from previous page)

```
173    class_2
174    class_2
175    class_2
176    class_2
177    class_2
Length: 178, dtype: category
Categories (3, object): ['class_0', 'class_1', 'class_2']
OrderedDict([('Log Loss Multiclass', 0.04132737017536148)])
```

4.2.3 Custom Name

By default, a pipeline's name is created using the component graph that makes up the pipeline. E.g. A pipeline with an imputer, one-hot encoder, and logistic regression classifier will have the name 'Logistic Regression Classifier w/ Imputer + One Hot Encoder'.

If you'd like to override the pipeline's name attribute, you can set the `custom_name` parameter when initalizing a pipeline, like so:

[6]:
```
component_graph = ['Imputer', 'One Hot Encoder', 'Logistic Regression Classifier']
pipeline = MulticlassClassificationPipeline(component_graph)
print("Pipeline with default name:", pipeline.name)


pipeline_with_name = MulticlassClassificationPipeline(component_graph, custom_name=
↪"My cool custom pipeline")
print("Pipeline with custom name:", pipeline_with_name.name)
```

```
Pipeline with default name: Logistic Regression Classifier w/ Imputer + One Hot␣
↪Encoder
Pipeline with custom name: My cool custom pipeline
```

4.2.4 Pipeline Parameters

You can also pass in custom parameters by using the `parameters` parameter, which will then be used when instantiating each component in `component_graph`. The parameters dictionary needs to be in the format of a two-layered dictionary where the key-value pairs are the component name and corresponding component parameters dictionary. The component parameters dictionary consists of (parameter name, parameter values) key-value pairs.

An example will be shown below. The API reference for component parameters can also be found [here](../api_reference.rst#components).

[7]:
```
parameters = {
        'Imputer': {
            "categorical_impute_strategy": "most_frequent",
            "numeric_impute_strategy": "median"
        },
        'Logistic Regression Classifier': {
            'penalty': 'l2',
            'C': 1.0,
        }
    }
component_graph = ['Imputer', 'One Hot Encoder', 'Standard Scaler', 'Logistic␣
↪Regression Classifier']
MulticlassClassificationPipeline(component_graph=component_graph,␣
↪parameters=parameters)
```

(continues on next page)

(continued from previous page)

[7]:
```
pipeline = MulticlassClassificationPipeline(component_graph={'Imputer': ['Imputer', 'X
↪', 'y'], 'One Hot Encoder': ['One Hot Encoder', 'Imputer.x', 'y'], 'Standard Scaler
↪': ['Standard Scaler', 'One Hot Encoder.x', 'y'], 'Logistic Regression Classifier':␣
↪['Logistic Regression Classifier', 'Standard Scaler.x', 'y']}, parameters={'Imputer
↪':{'categorical_impute_strategy': 'most_frequent', 'numeric_impute_strategy':
↪'median', 'categorical_fill_value': None, 'numeric_fill_value': None}, 'One Hot␣
↪Encoder':{'top_n': 10, 'features_to_encode': None, 'categories': None, 'drop': 'if_
↪binary', 'handle_unknown': 'ignore', 'handle_missing': 'error'}, 'Logistic␣
↪Regression Classifier':{'penalty': 'l2', 'C': 1.0, 'n_jobs': -1, 'multi_class':
↪'auto', 'solver': 'lbfgs'}}, random_seed=0)
```

4.2.5 Pipeline Description

You can call `.graph()` to see each component and its parameters. Each component takes in data and feeds it to the next.

[8]:
```
component_graph = ['Imputer', 'One Hot Encoder', 'Standard Scaler', 'Logistic␣
↪Regression Classifier']
pipeline = MulticlassClassificationPipeline(component_graph=component_graph,␣
↪parameters=parameters)
pipeline.graph()
```

[8]:

[9]:
```
component_graph_as_dict = {
    'Imputer': ['Imputer', 'X', 'y'],
    'Encoder': ['One Hot Encoder', 'Imputer.x', 'y'],
    'Random Forest Clf': ['Random Forest Classifier', 'Encoder.x', 'y'],
    'Elastic Net Clf': ['Elastic Net Classifier', 'Encoder.x', 'y'],
    'Final Estimator': ['Logistic Regression Classifier', 'Random Forest Clf.x',
↪'Elastic Net Clf.x', 'y']
}

nonlinear_pipeline = MulticlassClassificationPipeline(component_graph=component_graph_
↪as_dict)
nonlinear_pipeline.graph()
```

[9]:

You can see a textual representation of the pipeline by calling `.describe()`:

[10]:
```
pipeline.describe()
```

```
*******************************************************************************
* Logistic Regression Classifier w/ Imputer + One Hot Encoder + Standard Scaler *
*******************************************************************************

Problem Type: multiclass
Model Family: Linear

Pipeline Steps
==============
1. Imputer
         * categorical_impute_strategy : most_frequent
         * numeric_impute_strategy : median
         * categorical_fill_value : None
```

(continues on next page)

(continued from previous page)

```
        * numeric_fill_value : None
2. One Hot Encoder
        * top_n : 10
        * features_to_encode : None
        * categories : None
        * drop : if_binary
        * handle_unknown : ignore
        * handle_missing : error
3. Standard Scaler
4. Logistic Regression Classifier
        * penalty : l2
        * C : 1.0
        * n_jobs : -1
        * multi_class : auto
        * solver : lbfgs
```

[11]:
```
nonlinear_pipeline.describe()
```

```
*****************************************************************************************
* Logistic Regression Classifier w/ Imputer + One Hot Encoder + Random Forest␣
↪Classifier + Elastic Net Classifier *
*****************************************************************************************

Problem Type: multiclass
Model Family: Linear

Pipeline Steps
==============
1. Imputer
        * categorical_impute_strategy : most_frequent
        * numeric_impute_strategy : mean
        * categorical_fill_value : None
        * numeric_fill_value : None
2. One Hot Encoder
        * top_n : 10
        * features_to_encode : None
        * categories : None
        * drop : if_binary
        * handle_unknown : ignore
        * handle_missing : error
3. Random Forest Classifier
        * n_estimators : 100
        * max_depth : 6
        * n_jobs : -1
4. Elastic Net Classifier
        * penalty : elasticnet
        * C : 1.0
        * l1_ratio : 0.15
        * n_jobs : -1
        * multi_class : auto
        * solver : saga
5. Logistic Regression Classifier
        * penalty : l2
        * C : 1.0
        * n_jobs : -1
        * multi_class : auto
```

(continues on next page)

(continued from previous page)

```
        * solver : lbfgs
```

4.2.6 Component Graph

You can use `pipeline.get_component(name)` and provide the component name to access any component (API reference *here*):

```
[12]: pipeline.get_component('Imputer')
```

```
[12]: Imputer(categorical_impute_strategy='most_frequent', numeric_impute_strategy='median',
      ↪ categorical_fill_value=None, numeric_fill_value=None)
```

```
[13]: nonlinear_pipeline.get_component('Elastic Net Clf')
```

```
[13]: ElasticNetClassifier(penalty='elasticnet', C=1.0, l1_ratio=0.15, n_jobs=-1, multi_
      ↪class='auto', solver='saga')
```

Alternatively, you can index directly into the pipeline to get a component

```
[14]: first_component = pipeline[0]
      print(first_component.name)
```

```
Imputer
```

```
[15]: nonlinear_pipeline['Final Estimator']
```

```
[15]: LogisticRegressionClassifier(penalty='l2', C=1.0, n_jobs=-1, multi_class='auto',␣
      ↪solver='lbfgs')
```

4.2.7 Pipeline Estimator

EvalML enforces that the last component of a linear pipeline is an estimator. You can access this estimator directly by using `pipeline.estimator`.

```
[16]: pipeline.estimator
```

```
[16]: LogisticRegressionClassifier(penalty='l2', C=1.0, n_jobs=-1, multi_class='auto',␣
      ↪solver='lbfgs')
```

4.2.8 Input Feature Names

After a pipeline is fitted, you can access a pipeline's `input_feature_names` attribute to obtain a dictionary containing a list of feature names passed to each component of the pipeline. This could be especially useful for debugging where a feature might have been dropped or detecting unexpected behavior.

```
[17]: pipeline = MulticlassClassificationPipeline(['Imputer', 'Random Forest Classifier'])
      pipeline.fit(X, y)
      pipeline.input_feature_names
```

```
[17]: {'Imputer': ['alcohol',
        'malic_acid',
        'ash',
        'alcalinity_of_ash',
```

(continues on next page)

(continued from previous page)

```
  'magnesium',
  'total_phenols',
  'flavanoids',
  'nonflavanoid_phenols',
  'proanthocyanins',
  'color_intensity',
  'hue',
  'od280/od315_of_diluted_wines',
  'proline'],
 'Random Forest Classifier': ['alcohol',
  'malic_acid',
  'ash',
  'alcalinity_of_ash',
  'magnesium',
  'total_phenols',
  'flavanoids',
  'nonflavanoid_phenols',
  'proanthocyanins',
  'color_intensity',
  'hue',
  'od280/od315_of_diluted_wines',
  'proline']}
```

4.2.9 Binary Classification Pipeline Thresholds

For binary classification pipelines, you can choose to tune the decision boundary threshold, which allows the pipeline to distinguish predictions from positive to negative. The default boundary, if none is set, is 0.5, which means that predictions with a probability of >= `0.5` are classified as the positive class, while all others are negative.

You can use the binary classification pipeline's `optimize_thresholds` method to choose the best threshold for an objective, or it can be manually set. EvalML's *AutoMLSearch* uses `optimize_thresholds` by default for `binary` problems, and it uses `F1` as the default objective to optimize on. This can be turned off by passing in `optimize_thresholds=False`, or you can changed the objective used by changing the `objective` or `alternate_thresholding_objective` arguments.

[18]:
```
from evalml.demos import load_breast_cancer
from evalml.pipelines import BinaryClassificationPipeline

X, y = load_breast_cancer()
X_to_predict = X.tail(10)

bcp = BinaryClassificationPipeline({'Imputer': ['Imputer', 'X', 'y'],
                                    'Label Encoder': ['Label Encoder', 'Imputer.x', 'y
↪'],
                                    'RFC': ['Random Forest Classifier', 'Imputer.x',
↪'Label Encoder.y']})
bcp.fit(X, y)

predict_proba = bcp.predict_proba(X_to_predict)
predict_proba
```

```
         Number of Features
Numeric                  30

Number of training examples: 569
```

(continues on next page)

(continued from previous page)

```
Targets
benign       62.74%
malignant    37.26%
Name: target, dtype: object
```

[18]:

```
       benign  malignant
559  0.925711   0.074289
560  0.939512   0.060488
561  0.991177   0.008823
562  0.010155   0.989845
563  0.000155   0.999845
564  0.000100   0.999900
565  0.000155   0.999845
566  0.011528   0.988472
567  0.000155   0.999845
568  0.994452   0.005548
```

[19]:

```
# view the current threshold
print("The threshold is {}".format(bcp.threshold))

# view the first few predictions
print(bcp.predict(X_to_predict))
```

```
The threshold is None
559       benign
560       benign
561       benign
562    malignant
563    malignant
564    malignant
565    malignant
566    malignant
567    malignant
568       benign
dtype: category
Categories (2, object): ['benign', 'malignant']
```

Note that the default threshold above is `None`, which means that the pipeline defaults to using 0.5 as the threshold.

You can manually set the threshold as well:

[20]:

```
# you can manually set the threshold
bcp.threshold = 0.99
# view the threshold
print("The threshold is {}".format(bcp.threshold))

# view the first few predictions
print(bcp.predict(X_to_predict))
```

```
The threshold is 0.99
559       benign
560       benign
561       benign
562       benign
563    malignant
564    malignant
565    malignant
566       benign
```

(continues on next page)

(continued from previous page)

```
567    malignant
568       benign
Name: malignant, dtype: category
Categories (2, object): ['benign', 'malignant']
```

However, the best way to set the threshold is by using the pipeline's `optimize_threshold` method. This takes in the predicted values, as well as the true values and objective to optimize with, and it finds the best threshold to maximize this objective value.

This method is best used with validation data, since optimizing on training data could lead to overfitting and optimizing on test data would introduce large biases.

Below walks through threshold tuning using the `F1` objective.

[21]:
```
from evalml.objectives import F1

# get predictions for positive class only
predict_proba = predict_proba.iloc[:, -1]
bcp.optimize_threshold(X_to_predict, y.tail(10), predict_proba, F1())

print("The new threshold is {}".format(bcp.threshold))

# view the first few predictions
print(bcp.predict(X_to_predict))
```

```
The new threshold is 0.9884719211452189
559       benign
560       benign
561       benign
562    malignant
563    malignant
564    malignant
565    malignant
566    malignant
567    malignant
568       benign
Name: malignant, dtype: category
Categories (2, object): ['benign', 'malignant']
```

4.2.10 Grabbing rows near the decision boundary

For binary classification problems, you can also look at the rows closest to the decision boundary by using `rows_of_interest`. This method returns the indices of interest, which can then be used to obtain the subset of the data that falls closest to the decision boundary. This can help with further analysis of the model, and can give you better understanding of what rows the model could be having trouble with.

`rows_of_interest` takes in an `epsilon` parameter (defaulted to `0.1`), which determines which rows to return. The rows that are returned are the rows where the probability of it being in the positive class fall between the `threshold +- epsilon` range. Increase the `epsilon` value to get more rows, and decrease it to get fewer rows.

Below is a walkthrough of using `rows_of_interest`, building off the previous pipeline which is already thresholded.

[22]:
```
from evalml.pipelines.utils import rows_of_interest
```

(continues on next page)

(continued from previous page)

```
indices = rows_of_interest(bcp, X, y, types='all')
X.iloc[indices].head()
```

[22]:
```
     mean radius  mean texture  mean perimeter  mean area  mean smoothness  \
237        20.48         21.46          132.50     1306.0          0.08355
566        16.60         28.08          108.30      858.1          0.08455
65         14.78         23.94           97.40      668.3          0.11720
43         13.28         20.28           87.32      545.2          0.10410
26         14.58         21.53           97.41      644.8          0.10540

     mean compactness  mean concavity  mean concave points  mean symmetry  \
237           0.08348         0.09042              0.06022         0.1467
566           0.10230         0.09251              0.05302         0.1590
65            0.14790         0.12670              0.09029         0.1953
43            0.14360         0.09847              0.06158         0.1974
26            0.18680         0.14250              0.08783         0.2252

     mean fractal dimension  ...  worst radius  worst texture  \
237                 0.05177  ...         24.22          26.17
566                 0.05648  ...         18.98          34.12
65                  0.06654  ...         17.31          33.39
43                  0.06782  ...         17.38          28.00
26                  0.06924  ...         17.62          33.21

     worst perimeter  worst area  worst smoothness  worst compactness  \
237            161.7      1750.0            0.1228             0.2311
566            126.7      1124.0            0.1139             0.3094
65             114.6       925.1            0.1648             0.3416
43             113.1       907.2            0.1530             0.3724
26             122.4       896.9            0.1525             0.6643

     worst concavity  worst concave points  worst symmetry  \
237           0.3158                0.1445          0.2238
566           0.3403                0.1418          0.2218
65            0.3024                0.1614          0.3321
43            0.3664                0.1492          0.3739
26            0.5539                0.2701          0.4264

     worst fractal dimension
237                  0.07127
566                  0.07820
65                   0.08911
43                   0.10270
26                   0.12750

[5 rows x 30 columns]
```

You can see what the probabilities are for these rows to determine how close they are to the new pipeline threshold. X is used here for brevity.

[23]:
```
pred_proba = bcp.predict_proba(X)
pos_value_proba = pred_proba.iloc[:, -1]
pos_value_proba.iloc[indices].head()
```

[23]:
```
237    0.988472
566    0.988472
65     0.989274
```

(continues on next page)

(continued from previous page)

```
43     0.989420
26     0.989613
Name: malignant, dtype: float64
```

4.2.11 Saving and Loading Pipelines

You can save and load trained or untrained pipeline instances using the Python pickle format, like so:

[24]:
```
import pickle

pipeline_to_pickle = BinaryClassificationPipeline(['Imputer', 'Random Forest␣
↪Classifier'])

with open("pipeline.pkl", 'wb') as f:
    pickle.dump(pipeline_to_pickle, f)

pickled_pipeline = None
with open('pipeline.pkl', 'rb') as f:
    pickled_pipeline = pickle.load(f)

assert pickled_pipeline == pipeline_to_pickle
pickled_pipeline.fit(X, y)
```

[24]:
```
pipeline = BinaryClassificationPipeline(component_graph={'Imputer': ['Imputer', 'X',
↪'y'], 'Random Forest Classifier': ['Random Forest Classifier', 'Imputer.x', 'y']},␣
↪parameters={'Imputer':{'categorical_impute_strategy': 'most_frequent', 'numeric_
↪impute_strategy': 'mean', 'categorical_fill_value': None, 'numeric_fill_value':␣
↪None}, 'Random Forest Classifier':{'n_estimators': 100, 'max_depth': 6, 'n_jobs': -
↪1}}, random_seed=0)
```

4.2.12 Generate Code

Once you have instantiated a pipeline, you can generate string Python code to recreate this pipeline, which can then be saved and run elsewhere with EvalML. `generate_pipeline_code` requires a pipeline instance as the input. It can also handle custom components, but it won't return the code required to define the component. Note that any external libraries used in creating the pipeline instance will also need to be imported to execute the returned code.

Code generation is not yet supported for nonlinear pipelines.

[25]:
```
from evalml.pipelines.utils import generate_pipeline_code
from evalml.pipelines import BinaryClassificationPipeline
import pandas as pd
from evalml.utils import infer_feature_types
from skopt.space import Integer

class MyDropNullColumns(Transformer):
    """Transformer to drop features whose percentage of NaN values exceeds a␣
↪specified threshold"""
    name = "My Drop Null Columns Transformer"
    hyperparameter_ranges = {}

    def __init__(self, pct_null_threshold=1.0, random_seed=0, **kwargs):
        """Initalizes an transformer to drop features whose percentage of NaN values␣
↪exceeds a specified threshold.
```

(continues on next page)

(continued from previous page)

```
        Args:
            pct_null_threshold(float): The percentage of NaN values in an input␣
↪feature to drop.
                Must be a value between [0, 1] inclusive. If equal to 0.0, will drop␣
↪columns with any null values.
                If equal to 1.0, will drop columns with all null values. Defaults to␣
↪0.95.
        """
        if pct_null_threshold < 0 or pct_null_threshold > 1:
            raise ValueError("pct_null_threshold must be a float between 0 and 1,␣
↪inclusive.")
        parameters = {"pct_null_threshold": pct_null_threshold}
        parameters.update(kwargs)

        self._cols_to_drop = None
        super().__init__(parameters=parameters,
                         component_obj=None,
                         random_seed=random_seed)

    def fit(self, X, y=None):
        pct_null_threshold = self.parameters["pct_null_threshold"]
        X = infer_feature_types(X)
        percent_null = X.isnull().mean()
        if pct_null_threshold == 0.0:
            null_cols = percent_null[percent_null > 0]
        else:
            null_cols = percent_null[percent_null >= pct_null_threshold]
        self._cols_to_drop = list(null_cols.index)
        return self

    def transform(self, X, y=None):
        """Transforms data X by dropping columns that exceed the threshold of null␣
↪values.
        Args:
            X (pd.DataFrame): Data to transform
            y (pd.Series, optional): Targets
        Returns:
            pd.DataFrame: Transformed X
        """

        X = infer_feature_types(X)
        return X.drop(columns=self._cols_to_drop)


pipeline_instance = BinaryClassificationPipeline(['Imputer', MyDropNullColumns,
                                                  'DateTime Featurizer',
                                                  'Natural Language Featurizer',
                                                  'One Hot Encoder', 'Random Forest␣
↪Classifier'],
                                                 custom_name="Pipeline with Custom␣
↪Component",
                                                 random_seed=20)

code = generate_pipeline_code(pipeline_instance)
print(code)
```

(continues on next page)

(continued from previous page)

```
# This string can then be pasted into a separate window and run, although since the␣
↪pipeline has custom component `MyDropNullColumns`,
#      the code for that component must also be included
from evalml.demos import load_fraud
X, y = load_fraud(1000)
exec(code)
pipeline.fit(X, y)
```

```
from evalml.pipelines.binary_classification_pipeline import␣
↪BinaryClassificationPipeline
pipeline = BinaryClassificationPipeline(component_graph={'Imputer': ['Imputer', 'X',
↪'y'], 'My Drop Null Columns Transformer': [MyDropNullColumns, 'Imputer.x', 'y'],
↪'DateTime Featurizer': ['DateTime Featurizer', 'My Drop Null Columns Transformer.x',
↪ 'y'], 'Natural Language Featurizer': ['Natural Language Featurizer', 'DateTime␣
↪Featurizer.x', 'y'], 'One Hot Encoder': ['One Hot Encoder', 'Natural Language␣
↪Featurizer.x', 'y'], 'Random Forest Classifier': ['Random Forest Classifier', 'One␣
↪Hot Encoder.x', 'y']}, parameters={'Imputer':{'categorical_impute_strategy': 'most_
↪frequent', 'numeric_impute_strategy': 'mean', 'categorical_fill_value': None,
↪'numeric_fill_value': None}, 'My Drop Null Columns Transformer':{'pct_null_threshold
↪': 1.0}, 'DateTime Featurizer':{'features_to_extract': ['year', 'month', 'day_of_
↪week', 'hour'], 'encode_as_categories': False, 'time_index': None}, 'One Hot Encoder
↪':{'top_n': 10, 'features_to_encode': None, 'categories': None, 'drop': 'if_binary',
↪ 'handle_unknown': 'ignore', 'handle_missing': 'error'}, 'Random Forest Classifier':
↪{'n_estimators': 100, 'max_depth': 6, 'n_jobs': -1}}, custom_name='Pipeline with␣
↪Custom Component', random_seed=20)
             Number of Features
Boolean                       1
Categorical                   6
Numeric                       5

Number of training examples: 1000
Targets
False    85.90%
True     14.10%
Name: fraud, dtype: object
```

[25]:
```
pipeline = BinaryClassificationPipeline(component_graph={'Imputer': ['Imputer', 'X',
↪'y'], 'My Drop Null Columns Transformer': [MyDropNullColumns, 'Imputer.x', 'y'],
↪'DateTime Featurizer': ['DateTime Featurizer', 'My Drop Null Columns Transformer.x',
↪ 'y'], 'Natural Language Featurizer': ['Natural Language Featurizer', 'DateTime␣
↪Featurizer.x', 'y'], 'One Hot Encoder': ['One Hot Encoder', 'Natural Language␣
↪Featurizer.x', 'y'], 'Random Forest Classifier': ['Random Forest Classifier', 'One␣
↪Hot Encoder.x', 'y']}, parameters={'Imputer':{'categorical_impute_strategy': 'most_
↪frequent', 'numeric_impute_strategy': 'mean', 'categorical_fill_value': None,
↪'numeric_fill_value': None}, 'My Drop Null Columns Transformer':{'pct_null_threshold
↪': 1.0}, 'DateTime Featurizer':{'features_to_extract': ['year', 'month', 'day_of_
↪week', 'hour'], 'encode_as_categories': False, 'time_index': None}, 'One Hot Encoder
↪':{'top_n': 10, 'features_to_encode': None, 'categories': None, 'drop': 'if_binary',
↪ 'handle_unknown': 'ignore', 'handle_missing': 'error'}, 'Random Forest Classifier':
↪{'n_estimators': 100, 'max_depth': 6, 'n_jobs': -1}}, custom_name='Pipeline with␣
↪Custom Component', random_seed=20)
```

4.3 Component Graphs

EvalML component graphs represent and describe the flow of data in a collection of related components. A component graph is comprised of nodes representing components, and edges between pairs of nodes representing where the inputs and outputs of each component should go. It is the backbone of the features offered by the EvalML *pipeline*, but is also a powerful data structure on its own. EvalML currently supports component graphs as linear and directed acyclic graphs (DAG).

4.3.1 Defining a Component Graph

Component graphs can be defined by specifying the dictionary of components and edges that describe the graph.

In this dictionary, each key is a reference name for a component. Each corresponding value is a list, where the first element is the component itself, and the remaining elements are the input edges that should be connected to that component. The component as listed in the value can either be the component object itself or its string name.

This stucture is very similar to that of Dask computation graphs.

For example, in the code example below, we have a simple component graph made up of two components: an Imputer and a Random Forest Classifer. The names used to reference these two components are given by the keys, "My Imputer" and "RF Classifier" respectively. Each value in the dictionary is a list where the first element is the component corresponding to the component name, and the remaining elements are the inputs, e.g. "My Imputer" represents an Imputer component which has inputs "X" (the original features matrix) and "y" (the original target).

Feature edges are specified as `"X"` or `"{component_name}.x"`. For example, `{"My Component": [MyComponent, "Imputer.x", ...]}` indicates that we should use the feature output of the `Imputer` as as part of the feature input for MyComponent. Similarly, target edges are specified as `"y"` or `"{component_name}.y"`. `{"My Component": [MyComponent, "Target Imputer.y", ...]}` indicates that we should use the target output of the `Target Imputer` as a target input for MyComponent.

Each component can have a number of feature inputs, but can only have one target input. All input edges must be explicitly defined.

Using a real example, we define a simple component graph consisting of three nodes: an Imputer ("My Imputer"), an One-Hot Encoder ("OHE"), and a Random Forest Classifier ("RF Classifier").

- "My Imputer" takes the original X as a features input, and the original y as the target input
- "OHE" also takes the original X as a features input, and the original y as the target input
- "RF Classifer" takes the concatted feature outputs from "My Imputer" and "OHE" as a features input, and the original y as the target input.

[1]:
```
from evalml.pipelines import ComponentGraph

component_dict = {
    'My Imputer': ['Imputer', 'X', 'y'],
    'OHE': ['One Hot Encoder', 'X', 'y'],
    'RF Classifier': ['Random Forest Classifier', 'My Imputer.x', 'OHE.x', 'y'] #␣
↪takes in multiple feature inputs
}
cg_simple = ComponentGraph(component_dict)
```

All component graphs must end with one final or terminus node. This can either be a transformer or an estimator. Below, the component graph is invalid because has two terminus nodes: the "RF Classifier" and the "EN Classifier".

[2]:
```
# Can't instantiate a component graph with more than one terminus node (here: RF␣
↪Classifier, EN Classifier)
component_dict = {
    'My Imputer': ['Imputer', 'X', 'y'],
    'RF Classifier': ['Random Forest Classifier', 'My Imputer.x', 'y'],
    'EN Classifier': ['Elastic Net Classifier', 'My Imputer.x', 'y']
}
```

Once we have defined a component graph, we can instantiate the graph with specific parameter values for each component using `.instantiate(parameters)`. All components in a component graph must be instantiated before fitting, transforming, or predicting.

Below, we instantiate our graph and set the value of our Imputer's `numeric_impute_strategy` to "most_frequent".

[3]:
```
cg_simple.instantiate({'My Imputer': {'numeric_impute_strategy': 'most_frequent'}})
```

[3]:
```
{'My Imputer': ['Imputer', 'X', 'y'], 'OHE': ['One Hot Encoder', 'X', 'y'], 'RF␣
↪Classifier': ['Random Forest Classifier', 'My Imputer.x', 'OHE.x', 'y']}
```

4.3.2 Components in the Component Graph

You can use `.get_component(name)` and provide the unique component name to access any component in the component graph. Below, we can grab our Imputer component and confirm that `numeric_impute_strategy` has indeed been set to "most_frequent".

[4]:
```
cg_simple.get_component('My Imputer')
```

[4]:
```
Imputer(categorical_impute_strategy='most_frequent', numeric_impute_strategy='most_
↪frequent', categorical_fill_value=None, numeric_fill_value=None)
```

You can also `.get_inputs(name)` and provide the unique component name to to retrieve all inputs for that component.

Below, we can grab our 'RF Classifier' component and confirm that we use `"My Imputer.x"` as our features input and `"y"` as target input.

[5]:
```
cg_simple.get_inputs('RF Classifier')
```

[5]:
```
['My Imputer.x', 'OHE.x', 'y']
```

4.3.3 Component Graph Computation Order

Upon initalization, each component graph will generate a topological order. We can access this generated order by calling the `.compute_order` attribute. This attribute is used to determine the order that components should be evaluated during calls to `fit` and `transform`.

[6]:
```
cg_simple.compute_order
```

[6]:
```
['OHE', 'My Imputer', 'RF Classifier']
```

4.3.4 Visualizing Component Graphs

We can get more information about an instantiated component graph by calling `.describe()`. This method will pretty-print each of the components in the graph and its parameters.

[7]:
```
# Using a more involved component graph with more complex edges
component_dict = {
        "Imputer": ["Imputer", "X", "y"],
        "Target Imputer": ["Target Imputer", "X", "y"],
        "OneHot_RandomForest": ["One Hot Encoder", "Imputer.x", "Target Imputer.y"],
        "OneHot_ElasticNet": ["One Hot Encoder", "Imputer.x", "y"],
        "Random Forest": ["Random Forest Classifier", "OneHot_RandomForest.x", "y"],
        "Elastic Net": ["Elastic Net Classifier", "OneHot_ElasticNet.x", "Target␣
↪Imputer.y"],
        "Logistic Regression": [
            "Logistic Regression Classifier",
            "Random Forest.x",
            "Elastic Net.x",
            "y",
        ],
}
cg_with_estimators = ComponentGraph(component_dict)
cg_with_estimators.instantiate({})
cg_with_estimators.describe()
```

```
1. Imputer
         * categorical_impute_strategy : most_frequent
         * numeric_impute_strategy : mean
         * categorical_fill_value : None
         * numeric_fill_value : None
2. Target Imputer
         * impute_strategy : most_frequent
         * fill_value : None
3. One Hot Encoder
         * top_n : 10
         * features_to_encode : None
         * categories : None
         * drop : if_binary
         * handle_unknown : ignore
         * handle_missing : error
4. One Hot Encoder
         * top_n : 10
         * features_to_encode : None
         * categories : None
         * drop : if_binary
         * handle_unknown : ignore
         * handle_missing : error
5. Random Forest Classifier
         * n_estimators : 100
         * max_depth : 6
         * n_jobs : -1
6. Elastic Net Classifier
         * penalty : elasticnet
         * C : 1.0
         * l1_ratio : 0.15
         * n_jobs : -1
         * multi_class : auto
         * solver : saga
```

(continues on next page)

(continued from previous page)

```
7. Logistic Regression Classifier
        * penalty : l2
        * C : 1.0
        * n_jobs : -1
        * multi_class : auto
        * solver : lbfgs
```

We can also visualize a component graph by calling `.graph()`.

[8]:
```
cg_with_estimators.graph()
```

[8]:

4.3.5 Component graph methods

Similar to the pipeline structure, we can call `fit`, `transform` or `predict`.

We can also call `fit_features` which will fit all but the final component and `compute_final_component_features` which will transform all but the final component. These two methods may be useful in cases where you want to understand what transformed features are being passed into the last component.

[9]:
```
from evalml.demos import load_breast_cancer

X, y = load_breast_cancer()
component_dict = {
    'My Imputer': ['Imputer', 'X', 'y'],
    'OHE': ['One Hot Encoder', 'My Imputer.x', 'y']
}
cg_with_final_transformer = ComponentGraph(component_dict)
cg_with_final_transformer.instantiate({})
cg_with_final_transformer.fit(X, y)

# We can call `transform` for ComponentGraphs with a final transformer
cg_with_final_transformer.transform(X, y)
```

```
         Number of Features
Numeric                  30

Number of training examples: 569
Targets
benign       62.74%
malignant    37.26%
Name: target, dtype: object
```

[9]:
```
     mean radius  mean texture  mean perimeter  mean area  mean smoothness  \
0          17.99         10.38          122.80     1001.0          0.11840
1          20.57         17.77          132.90     1326.0          0.08474
2          19.69         21.25          130.00     1203.0          0.10960
3          11.42         20.38           77.58      386.1          0.14250
4          20.29         14.34          135.10     1297.0          0.10030
..           ...           ...             ...        ...              ...
564        21.56         22.39          142.00     1479.0          0.11100
565        20.13         28.25          131.20     1261.0          0.09780
566        16.60         28.08          108.30      858.1          0.08455
567        20.60         29.33          140.10     1265.0          0.11780
568         7.76         24.54           47.92      181.0          0.05263
```

(continues on next page)

(continued from previous page)

```
     mean compactness  mean concavity  mean concave points  mean symmetry  \
0             0.27760         0.30010              0.14710         0.2419
1             0.07864         0.08690              0.07017         0.1812
2             0.15990         0.19740              0.12790         0.2069
3             0.28390         0.24140              0.10520         0.2597
4             0.13280         0.19800              0.10430         0.1809
..                ...             ...                  ...            ...
564           0.11590         0.24390              0.13890         0.1726
565           0.10340         0.14400              0.09791         0.1752
566           0.10230         0.09251              0.05302         0.1590
567           0.27700         0.35140              0.15200         0.2397
568           0.04362         0.00000              0.00000         0.1587

     mean fractal dimension  ...  worst radius  worst texture  \
0                   0.07871  ...        25.380          17.33
1                   0.05667  ...        24.990          23.41
2                   0.05999  ...        23.570          25.53
3                   0.09744  ...        14.910          26.50
4                   0.05883  ...        22.540          16.67
..                      ...  ...           ...            ...
564                 0.05623  ...        25.450          26.40
565                 0.05533  ...        23.690          38.25
566                 0.05648  ...        18.980          34.12
567                 0.07016  ...        25.740          39.42
568                 0.05884  ...         9.456          30.37

     worst perimeter  worst area  worst smoothness  worst compactness  \
0             184.60      2019.0           0.16220            0.66560
1             158.80      1956.0           0.12380            0.18660
2             152.50      1709.0           0.14440            0.42450
3              98.87       567.7           0.20980            0.86630
4             152.20      1575.0           0.13740            0.20500
..               ...         ...               ...                ...
564           166.10      2027.0           0.14100            0.21130
565           155.00      1731.0           0.11660            0.19220
566           126.70      1124.0           0.11390            0.30940
567           184.60      1821.0           0.16500            0.86810
568            59.16       268.6           0.08996            0.06444

     worst concavity  worst concave points  worst symmetry  \
0             0.7119                0.2654          0.4601
1             0.2416                0.1860          0.2750
2             0.4504                0.2430          0.3613
3             0.6869                0.2575          0.6638
4             0.4000                0.1625          0.2364
..               ...                   ...             ...
564           0.4107                0.2216          0.2060
565           0.3215                0.1628          0.2572
566           0.3403                0.1418          0.2218
567           0.9387                0.2650          0.4087
568           0.0000                0.0000          0.2871

     worst fractal dimension
0                    0.11890
1                    0.08902
2                    0.08758
```

(continues on next page)

(continued from previous page)

```
3                    0.17300
4                    0.07678
..                       ...
564                  0.07115
565                  0.06637
566                  0.07820
567                  0.12400
568                  0.07039

[569 rows x 30 columns]
```

[10]:
```
cg_with_estimators.fit(X, y)

# We can call `predict` for ComponentGraphs with a final transformer
cg_with_estimators.predict(X)
```

[10]:
```
0      malignant
1      malignant
2      malignant
3      malignant
4      malignant
         ...
564    malignant
565    malignant
566    malignant
567    malignant
568       benign
Length: 569, dtype: category
Categories (2, object): ['benign', 'malignant']
```

4.4 Components

Components are the lowest level of building blocks in EvalML. Each component represents a fundamental operation to be applied to data.

All components accept parameters as keyword arguments to their `__init__` methods. These parameters can be used to configure behavior.

Each component class definition must include a human-readable `name` for the component. Additionally, each component class may expose parameters for AutoML search by defining a `hyperparameter_ranges` attribute containing the parameters in question.

EvalML splits components into two categories: **transformers** and **estimators**.

4.4.1 Transformers

Transformers subclass the `Transformer` class, and define a `fit` method to learn information from training data and a `transform` method to apply a learned transformation to new data.

For example, an *imputer* is configured with the desired impute strategy to follow, for instance the mean value. The imputers `fit` method would learn the mean from the training data, and the `transform` method would fill the learned mean value in for any missing values in new data.

All transformers can execute `fit` and `transform` separately or in one step by calling `fit_transform`. Defining a custom `fit_transform` method can facilitate useful performance optimizations in some cases.

[1]:
```
import numpy as np
import pandas as pd
from evalml.pipelines.components import SimpleImputer

X = pd.DataFrame([[1, 2, 3], [1, np.nan, 3]])
display(X)
```

```
   0    1  2
0  1  2.0  3
1  1  NaN  3
```

[2]:
```
import woodwork as ww
imp = SimpleImputer(impute_strategy="mean")

X.ww.init()
X = imp.fit_transform(X)
display(X)
```

```
   0    1  2
0  1  2.0  3
1  1  2.0  3
```

Below is a list of all transformers included with EvalML:

[3]:
```
from evalml.pipelines.components.utils import all_components, Estimator, Transformer
for component in all_components():
    if issubclass(component, Transformer):
        print(f"Transformer: {component.name}")
```

```
Transformer: Replace Nullable Types Transformer
Transformer: Drop Rows Transformer
Transformer: URL Featurizer
Transformer: Email Featurizer
Transformer: Log Transformer
Transformer: Polynomial Detrender
Transformer: DFS Transformer
Transformer: Time Series Featurizer
Transformer: Natural Language Featurizer
Transformer: LSA Transformer
Transformer: Drop Null Columns Transformer
Transformer: DateTime Featurizer
Transformer: PCA Transformer
Transformer: Linear Discriminant Analysis Transformer
Transformer: Select Columns By Type Transformer
Transformer: Select Columns Transformer
Transformer: Drop Columns Transformer
Transformer: Oversampler
```

(continues on next page)

(continued from previous page)

```
Transformer: Undersampler
Transformer: Standard Scaler
Transformer: Target Imputer
Transformer: Imputer
Transformer: Per Column Imputer
Transformer: Simple Imputer
Transformer: RF Regressor Select From Model
Transformer: RF Classifier Select From Model
Transformer: Label Encoder
Transformer: Target Encoder
Transformer: One Hot Encoder
```

4.4.2 Estimators

Each estimator wraps an ML algorithm. Estimators subclass the `Estimator` class, and define a `fit` method to learn information from training data and a `predict` method for generating predictions from new data. Classification estimators should also define a `predict_proba` method for generating predicted probabilities.

Estimator classes each define a `model_family` attribute indicating what type of model is used.

Here's an example of using the *LogisticRegressionClassifier* estimator to fit and predict on a simple dataset:

[4]:
```
from evalml.pipelines.components import LogisticRegressionClassifier

clf = LogisticRegressionClassifier()

X = X
y = [1, 0]

clf.fit(X, y)
clf.predict(X)
```

[4]:
```
0    0
1    0
dtype: int64
```

Below is a list of all estimators included with EvalML:

[5]:
```
from evalml.pipelines.components.utils import all_components, Estimator, Transformer
for component in all_components():
    if issubclass(component, Estimator):
        print(f"Estimator: {component.name}")
```

```
Estimator: Stacked Ensemble Regressor
Estimator: Stacked Ensemble Classifier
Estimator: Vowpal Wabbit Regressor
Estimator: ARIMA Regressor
Estimator: Exponential Smoothing Regressor
Estimator: SVM Regressor
Estimator: Time Series Baseline Estimator
Estimator: Decision Tree Regressor
Estimator: Baseline Regressor
Estimator: Extra Trees Regressor
Estimator: XGBoost Regressor
Estimator: CatBoost Regressor
Estimator: Random Forest Regressor
```

(continues on next page)

(continued from previous page)

```
Estimator: LightGBM Regressor
Estimator: Linear Regressor
Estimator: Elastic Net Regressor
Estimator: Vowpal Wabbit Multiclass Classifier
Estimator: Vowpal Wabbit Binary Classifier
Estimator: SVM Classifier
Estimator: KNN Classifier
Estimator: Decision Tree Classifier
Estimator: LightGBM Classifier
Estimator: Baseline Classifier
Estimator: Extra Trees Classifier
Estimator: Elastic Net Classifier
Estimator: CatBoost Classifier
Estimator: XGBoost Classifier
Estimator: Random Forest Classifier
Estimator: Logistic Regression Classifier
```

4.4.3 Defining Custom Components

EvalML allows you to easily create your own custom components by following the steps below.

Custom Transformers

Your transformer must inherit from the correct subclass. In this case *Transformer* for components that transform data. Next we will use EvalML's *DropNullColumns* as an example.

[6]:
```
from evalml.pipelines.components import Transformer
from evalml.utils import (
    infer_feature_types,
)

class DropNullColumns(Transformer):
    """Transformer to drop features whose percentage of NaN values exceeds a␣
↪specified threshold"""
    name = "Drop Null Columns Transformer"
    hyperparameter_ranges = {}

    def __init__(self, pct_null_threshold=1.0, random_seed=0, **kwargs):
        """Initalizes an transformer to drop features whose percentage of NaN values␣
↪exceeds a specified threshold.

        Args:
            pct_null_threshold(float): The percentage of NaN values in an input␣
↪feature to drop.
                Must be a value between [0, 1] inclusive. If equal to 0.0, will drop␣
↪columns with any null values.
                If equal to 1.0, will drop columns with all null values. Defaults to␣
↪0.95.
        """
        if pct_null_threshold < 0 or pct_null_threshold > 1:
            raise ValueError("pct_null_threshold must be a float between 0 and 1,␣
↪inclusive.")
        parameters = {"pct_null_threshold": pct_null_threshold}
        parameters.update(kwargs)
```

(continues on next page)

(continued from previous page)

```
        self._cols_to_drop = None
        super().__init__(parameters=parameters,
                         component_obj=None,
                         random_seed=random_seed)

    def fit(self, X, y=None):
        """Fits DropNullColumns component to data

        Args:
            X (pd.DataFrame): The input training data of shape [n_samples, n_features]
            y (pd.Series, optional): The target training data of length [n_samples]

        Returns:
            self
        """
        pct_null_threshold = self.parameters["pct_null_threshold"]
        X_t = infer_feature_types(X)
        percent_null = X_t.isnull().mean()
        if pct_null_threshold == 0.0:
            null_cols = percent_null[percent_null > 0]
        else:
            null_cols = percent_null[percent_null >= pct_null_threshold]
        self._cols_to_drop = list(null_cols.index)
        return self

    def transform(self, X, y=None):
        """Transforms data X by dropping columns that exceed the threshold of null␣
↪values.

        Args:
            X (pd.DataFrame): Data to transform
            y (pd.Series, optional): Ignored.

        Returns:
            pd.DataFrame: Transformed X
        """
        X_t = infer_feature_types(X)
        return X_t.drop(self._cols_to_drop)
```

Required fields

- `name`: A human-readable name.
- `modifies_features`: A boolean that specifies whether this component modifies (subsets or transforms) the features variable during `transform`.
- `modifies_target`: A boolean that specifies whether this component modifies (subsets or transforms) the target variable during `transform`.

Required methods

Likewise, there are select methods you need to override as `Transformer` is an abstract base class:

- `__init__()`: The `__init__()` method of your transformer will need to call `super().__init__()` and pass three parameters in: a `parameters` dictionary holding the parameters to the component, the `component_obj`, and the `random_seed` value. You can see that `component_obj` is set to `None` above and we will discuss `component_obj` in depth later on.
- `fit()`: The `fit()` method is responsible for fitting your component on training data. It should return the component object.
- `transform()`: After fitting a component, the `transform()` method will take in new data and transform accordingly. It should return a pandas dataframe with woodwork initialized. Note: a component must call `fit()` before `transform()`.

You can also call or override `fit_transform()` that combines `fit()` and `transform()` into one method.

Custom Estimators

Your estimator must inherit from the correct subclass. In this case *Estimator* for components that predict new target values. Next we will use EvalML's *BaselineRegressor* as an example.

[7]:
```
import numpy as np
import pandas as pd

from evalml.model_family import ModelFamily
from evalml.pipelines.components.estimators import Estimator
from evalml.problem_types import ProblemTypes


class BaselineRegressor(Estimator):
    """Regressor that predicts using the specified strategy.

    This is useful as a simple baseline regressor to compare with other regressors.
    """
    name = "Baseline Regressor"
    hyperparameter_ranges = {}
    model_family = ModelFamily.BASELINE
    supported_problem_types = [ProblemTypes.REGRESSION, ProblemTypes.TIME_SERIES_
↪REGRESSION]

    def __init__(self, strategy="mean", random_seed=0, **kwargs):
        """Baseline regressor that uses a simple strategy to make predictions.

        Args:
            strategy (str): Method used to predict. Valid options are "mean", "median
↪". Defaults to "mean".
            random_seed (int): Seed for the random number generator. Defaults to 0.

        """
        if strategy not in ["mean", "median"]:
            raise ValueError("'strategy' parameter must equal either 'mean' or 'median
↪'")
        parameters = {"strategy": strategy}
        parameters.update(kwargs)
```

(continues on next page)

(continued from previous page)

```
        self._prediction_value = None
        self._num_features = None
        super().__init__(parameters=parameters,
                         component_obj=None,
                         random_seed=random_seed)

    def fit(self, X, y=None):
        if y is None:
            raise ValueError("Cannot fit Baseline regressor if y is None")
        X = infer_feature_types(X)
        y = infer_feature_types(y)

        if self.parameters["strategy"] == "mean":
            self._prediction_value = y.mean()
        elif self.parameters["strategy"] == "median":
            self._prediction_value = y.median()
        self._num_features = X.shape[1]
        return self

    def predict(self, X):
        X = infer_feature_types(X)
        predictions = pd.Series([self._prediction_value] * len(X))
        return infer_feature_types(predictions)

    @property
    def feature_importance(self):
        """Returns importance associated with each feature. Since baseline regressors␣
↪do not use input features to calculate predictions, returns an array of zeroes.

        Returns:
            np.ndarray (float): An array of zeroes

        """
        return np.zeros(self._num_features)
```

Required fields

- `name`: A human-readable name.
- `model_family` - EvalML *model_family* that this component belongs to
- `supported_problem_types` - list of EvalML *problem_types* that this component supports
- `modifies_features`: A boolean that specifies whether the return value from `predict` or `predict_proba` should be used as features.
- `modifies_target`: A boolean that specifies whether the return value from `predict` or `predict_proba` should be used as the target variable.

Model families and problem types include:

[8]:
```
from evalml.model_family import ModelFamily
from evalml.problem_types import ProblemTypes

print("Model Families:\n", [m.value for m in ModelFamily])
print("Problem Types:\n", [p.value for p in ProblemTypes])
```

```
Model Families:
 ['k_neighbors', 'random_forest', 'svm', 'xgboost', 'lightgbm', 'linear_model',
↪'catboost', 'extra_trees', 'ensemble', 'decision_tree', 'exponential_smoothing',
↪'arima', 'baseline', 'prophet', 'vowpal_wabbit', 'none']
Problem Types:
 ['binary', 'multiclass', 'regression', 'time series regression', 'time series binary
↪', 'time series multiclass']
```

Required methods

- `__init__()` - the `__init__()` method of your estimator will need to call `super().__init__()` and pass three parameters in: a `parameters` dictionary holding the parameters to the component, the `component_obj`, and the `random_seed` value.
- `fit()` - the `fit()` method is responsible for fitting your component on training data.
- `predict()` - after fitting a component, the `predict()` method will take in new data and predict new target values. Note: a component must call `fit()` before `predict()`.
- `feature_importance` - `feature_importance` is a Python property that returns a list of importances associated with each feature.

If your estimator handles classification problems it also requires an additonal method:

- `predict_proba()` - this method predicts probability estimates for classification labels

Components Wrapping Third-Party Objects

The `component_obj` parameter is used for wrapping third-party objects and using them in component implementation. If you're using a `component_obj` you will need to define `__init__()` and pass in the relevant object that has also implemented the required methods mentioned above. However, if the `component_obj` does not follow EvalML component conventions, you may need to override methods as needed. Below is an example of EvalML's *LinearRegressor*.

[9]:
```
from sklearn.linear_model import LinearRegression as SKLinearRegression

from evalml.model_family import ModelFamily
from evalml.pipelines.components.estimators import Estimator
from evalml.problem_types import ProblemTypes

class LinearRegressor(Estimator):
    """Linear Regressor."""
    name = "Linear Regressor"
    model_family = ModelFamily.LINEAR_MODEL
    supported_problem_types = [ProblemTypes.REGRESSION]

    def __init__(self, fit_intercept=True, normalize=False, n_jobs=-1, random_seed=0,␣
↪**kwargs):
        parameters = {
            'fit_intercept': fit_intercept,
            'normalize': normalize,
            'n_jobs': n_jobs
        }
        parameters.update(kwargs)
        linear_regressor = SKLinearRegression(**parameters)
```

(continues on next page)

(continued from previous page)

```
        super().__init__(parameters=parameters,
                         component_obj=linear_regressor,
                         random_seed=random_seed)

    @property
    def feature_importance(self):
        return self._component_obj.coef_
```

Hyperparameter Ranges for AutoML

`hyperparameter_ranges` is a dictionary mapping the parameter name (str) to an allowed range (SkOpt Space) for that parameter. Both lists and `skopt.space.Categorical` values are accepted for categorical spaces.

AutoML will perform a search over the allowed ranges for each parameter to select models which produce optimal performance within those ranges. AutoML gets the allowed ranges for each component from the component's `hyperparameter_ranges` class attribute. Any component parameter you add an entry for in `hyperparameter_ranges` will be included in the AutoML search. If parameters are omitted, AutoML will use the default value in all pipelines.

4.4.4 Generate Component Code

Once you have a component defined in EvalML, you can generate string Python code to recreate this component, which can then be saved and run elsewhere with EvalML. `generate_component_code` requires a component instance as the input. This method works for custom components as well, although it won't return the code required to define the custom component.

[10]:
```
from evalml.pipelines.components import LogisticRegressionClassifier
from evalml.pipelines.components.utils import generate_component_code

lr = LogisticRegressionClassifier(C=5)
code = generate_component_code(lr)
print(code)
```

```
from evalml.pipelines.components.estimators.classifiers.logistic_regression_
↪classifier import LogisticRegressionClassifier

logisticRegressionClassifier = LogisticRegressionClassifier(**{'penalty': 'l2', 'C':␣
↪5, 'n_jobs': -1, 'multi_class': 'auto', 'solver': 'lbfgs'})
```

[11]:
```
# this string can then be copy and pasted into a separate window and executed as␣
↪python code
exec(code)
```

[12]:
```
# We can also do this for custom components
from evalml.pipelines.components.utils import generate_component_code

myDropNull = DropNullColumns()
print(generate_component_code(myDropNull))
```

```
dropNullColumnsTransformer = DropNullColumns(**{'pct_null_threshold': 1.0})
```

Expectations for Custom Classification Components

EvalML expects the following from custom classification component implementations:

- Classification targets will range from 0 to n-1 and are integers.
- For classification estimators, the order of predict_proba's columns must match the order of the target, and the column names must be integers ranging from 0 to n-1

4.5 Objectives

4.5.1 Overview

One of the key choices to make when training an ML model is what metric to choose by which to measure the efficacy of the model at learning the signal. Such metrics are useful for comparing how well the trained models generalize to new similar data.

This choice of metric is a key component of AutoML because it defines the cost function the AutoML search will seek to optimize. In EvalML, these metrics are called **objectives**. AutoML will seek to minimize (or maximize) the objective score as it explores more pipelines and parameters and will use the feedback from scoring pipelines to tune the available hyperparameters and continue the search. Therefore, it is critical to have an objective function that represents how the model will be applied in the intended domain of use.

EvalML supports a variety of objectives from traditional supervised ML including mean squared error for regression problems and cross entropy or area under the ROC curve for classification problems. EvalML also allows the user to define a custom objective using their domain expertise, so that AutoML can search for models which provide the most value for the user's problem.

4.5.2 Core Objectives

Use the `get_core_objectives` method to get a list of which objectives are included with EvalML for each problem type:

[1]:
```
from evalml.objectives import get_core_objectives
from evalml.problem_types import ProblemTypes

for objective in get_core_objectives(ProblemTypes.BINARY):
    print(objective.name)
```

```
MCC Binary
Log Loss Binary
Gini
AUC
Precision
F1
Balanced Accuracy Binary
Accuracy Binary
```

EvalML defines a base objective class for each problem type: `RegressionObjective`, `BinaryClassificationObjective` and `MulticlassClassificationObjective`. All EvalML objectives are a subclass of one of these.

Binary Classification Objectives and Thresholds

All binary classification objectives have a `threshold` property. Some binary classification objectives like log loss and AUC are unaffected by the choice of binary classification threshold, because they score based on predicted probabilities or examine a range of threshold values. These metrics are defined with `score_needs_proba` set to False. For all other binary classification objectives, we can compute the optimal binary classification threshold from the predicted probabilities and the target.

[2]:
```
from evalml.pipelines import BinaryClassificationPipeline
from evalml.demos import load_fraud
from evalml.objectives import F1

X, y = load_fraud(n_rows=100)
X.ww.init(logical_types={"provider": "Categorical", "region": "Categorical",
                         "currency": "Categorical", "expiration_date": "Categorical"})
objective = F1()
pipeline = BinaryClassificationPipeline(component_graph=['Simple Imputer', 'DateTime␣
↪Featurizer', 'One Hot Encoder', 'Random Forest Classifier'])
pipeline.fit(X, y)
print(pipeline.threshold)
print(pipeline.score(X, y, objectives=[objective]))

y_pred_proba = pipeline.predict_proba(X)[True]
pipeline.threshold = objective.optimize_threshold(y_pred_proba, y)
print(pipeline.threshold)
print(pipeline.score(X, y, objectives=[objective]))
```

```
             Number of Features
Boolean                       1
Categorical                   6
Numeric                       5

Number of training examples: 100
Targets
False    91.00%
True      9.00%
Name: fraud, dtype: object
None
OrderedDict([('F1', 1.0)])
0.5202757772593112
OrderedDict([('F1', 1.0)])
```

4.5.3 Custom Objectives

Often times, the objective function is very specific to the use-case or business problem. To get the right objective to optimize requires thinking through the decisions or actions that will be taken using the model and assigning a cost/benefit to doing that correctly or incorrectly based on known outcomes in the training data.

Once you have determined the objective for your business, you can provide that to EvalML to optimize by defining a custom objective function.

Defining a Custom Objective Function

To create a custom objective class, we must define several elements:

- `name`: The printable name of this objective.
- `objective_function`: This function takes the predictions, true labels, and an optional reference to the inputs, and returns a score of how well the model performed.
- `greater_is_better`: `True` if a higher `objective_function` value represents a better solution, and otherwise `False`.
- `score_needs_proba`: Only for classification objectives. `True` if the objective is intended to function with predicted probabilities as opposed to predicted values (example: cross entropy for classifiers).
- `decision_function`: Only for binary classification objectives. This function takes predicted probabilities that were output from the model and a binary classification threshold, and returns predicted values.
- `perfect_score`: The score achieved by a perfect model on this objective.
- `expected_range`: The expected range of values we want this objective to output, which doesn't necessarily have to be equal to the possible range of values. For example, our expected R2 range is from `[-1, 1]`, although the actual range is `(-inf, 1]`.

Example: Fraud Detection

To give a concrete example, let's look at how the *fraud detection* objective function is built.

[3]:
```
from evalml.objectives.binary_classification_objective import␣
↪BinaryClassificationObjective
import pandas as pd


class FraudCost(BinaryClassificationObjective):
    """Score the percentage of money lost of the total transaction amount process due␣
↪to fraud"""
    name = "Fraud Cost"
    greater_is_better = False
    score_needs_proba = False
    perfect_score = 0.0

    def __init__(self, retry_percentage=.5, interchange_fee=.02,
                 fraud_payout_percentage=1.0, amount_col='amount'):
        """Create instance of FraudCost

        Args:
            retry_percentage (float): What percentage of customers that will retry a␣
↪transaction if it
                is declined. Between 0 and 1. Defaults to .5

            interchange_fee (float): How much of each successful transaction you can␣
↪collect.
                Between 0 and 1. Defaults to .02

            fraud_payout_percentage (float): Percentage of fraud you will not be able␣
↪to collect.
                Between 0 and 1. Defaults to 1.0

            amount_col (str): Name of column in data that contains the amount.␣
↪Defaults to "amount"
```

(continues on next page)

(continued from previous page)

```
        """
        self.retry_percentage = retry_percentage
        self.interchange_fee = interchange_fee
        self.fraud_payout_percentage = fraud_payout_percentage
        self.amount_col = amount_col

    def decision_function(self, ypred_proba, threshold=0.0, X=None):
        """Determine if a transaction is fraud given predicted probabilities,␣
↪threshold, and dataframe with transaction amount

            Args:
                ypred_proba (pd.Series): Predicted probablities
                X (pd.DataFrame): Dataframe containing transaction amount
                threshold (float): Dollar threshold to determine if transaction is␣
↪fraud

            Returns:
                pd.Series: Series of predicted fraud labels using X and threshold
        """
        if not isinstance(X, pd.DataFrame):
            X = pd.DataFrame(X)

        if not isinstance(ypred_proba, pd.Series):
            ypred_proba = pd.Series(ypred_proba)

        transformed_probs = (ypred_proba.values * X[self.amount_col])
        return transformed_probs > threshold

    def objective_function(self, y_true, y_predicted, X):
        """Calculate amount lost to fraud per transaction given predictions, true␣
↪values, and dataframe with transaction amount

            Args:
                y_predicted (pd.Series): predicted fraud labels
                y_true (pd.Series): true fraud labels
                X (pd.DataFrame): dataframe with transaction amounts

            Returns:
                float: amount lost to fraud per transaction
        """
        if not isinstance(X, pd.DataFrame):
            X = pd.DataFrame(X)

        if not isinstance(y_predicted, pd.Series):
            y_predicted = pd.Series(y_predicted)

        if not isinstance(y_true, pd.Series):
            y_true = pd.Series(y_true)

        # extract transaction using the amount columns in users data
        try:
            transaction_amount = X[self.amount_col]
        except KeyError:
            raise ValueError("`{}` is not a valid column in X.".format(self.amount_
↪col))

        # amount paid if transaction is fraud
```

(continues on next page)

(continued from previous page)

```
        fraud_cost = transaction_amount * self.fraud_payout_percentage

        # money made from interchange fees on transaction
        interchange_cost = transaction_amount * (1 - self.retry_percentage) * self.
↪interchange_fee

        # calculate cost of missing fraudulent transactions
        false_negatives = (y_true & ~y_predicted) * fraud_cost

        # calculate money lost from fees
        false_positives = (~y_true & y_predicted) * interchange_cost

        loss = false_negatives.sum() + false_positives.sum()

        loss_per_total_processed = loss / transaction_amount.sum()

        return loss_per_total_processed
```

4.6 Model Understanding

Simply examining a model's performance metrics is not enough to select a model and promote it for use in a production setting. While developing an ML algorithm, it is important to understand how the model behaves on the data, to examine the key factors influencing its predictions and to consider where it may be deficient. Determination of what "success" may mean for an ML project depends first and foremost on the user's domain expertise.

EvalML includes a variety of tools for understanding models, from graphing utilities to methods for explaining predictions.

** Graphing methods on Jupyter Notebook and Jupyter Lab require ipywidgets to be installed.

** If graphing on Jupyter Lab, jupyterlab-plotly required. To download this, make sure you have npm installed.

4.6.1 Graphing Utilities

First, let's train a pipeline on some data.

[1]:
```
import evalml
from evalml.pipelines import BinaryClassificationPipeline
X, y = evalml.demos.load_breast_cancer()

X_train, X_holdout, y_train, y_holdout = evalml.preprocessing.split_data(X, y,␣
↪problem_type='binary',
                                                                          test_size=0.
↪2, random_seed=0)


pipeline_binary = BinaryClassificationPipeline(component_graph = {
            "Label Encoder": ["Label Encoder", "X", "y"],
            "Imputer": ["Imputer", "X", "Label Encoder.y"],
            "Random Forest Classifier": [
                "Random Forest Classifier",
                "Imputer.x",
                "Label Encoder.y",
```

(continues on next page)

(continued from previous page)

```
            ],
        })
pipeline_binary.fit(X_train, y_train)
print(pipeline_binary.score(X_holdout, y_holdout, objectives=['log loss binary']))
```

```
         Number of Features
Numeric                  30

Number of training examples: 569
Targets
benign       62.74%
malignant    37.26%
Name: target, dtype: object
OrderedDict([('Log Loss Binary', 0.1686746297113362)])
```

Feature Importance

We can get the importance associated with each feature of the resulting pipeline

[2]:
```
pipeline_binary.feature_importance
```

[2]:
```
                    feature  importance
0       mean concave points    0.138857
1           worst perimeter    0.137780
2      worst concave points    0.117782
3              worst radius    0.100584
4            mean concavity    0.086402
5                worst area    0.072027
6            mean perimeter    0.046500
7           worst concavity    0.043408
8               mean radius    0.037664
9                 mean area    0.033683
10             radius error    0.025036
11               area error    0.019324
12            worst texture    0.014754
13        worst compactness    0.014462
14             mean texture    0.013856
15         worst smoothness    0.013710
16           worst symmetry    0.011395
17          perimeter error    0.010284
18         mean compactness    0.008162
19          mean smoothness    0.008154
20  worst fractal dimension    0.007034
21  fractal dimension error    0.005502
22        compactness error    0.004953
23         smoothness error    0.004728
24            texture error    0.004384
25           symmetry error    0.004250
26   mean fractal dimension    0.004164
27          concavity error    0.004089
28            mean symmetry    0.003997
29     concave points error    0.003076
```

We can also create a bar plot of the feature importances

[3]:
```
pipeline_binary.graph_feature_importance()
```

Data type cannot be displayed: application/vnd.plotly.v1+json, text/html

Permutation Importance

We can also compute and plot the permutation importance of the pipeline.

[4]:
```
from evalml.model_understanding import calculate_permutation_importance
calculate_permutation_importance(pipeline_binary, X_holdout, y_holdout, 'log loss␣
↪binary')
```

[4]:
```
                    feature  importance
0           worst perimeter    0.063657
1                worst area    0.045759
2              worst radius    0.041926
3       mean concave points    0.029325
4      worst concave points    0.021045
5           worst concavity    0.010105
6             worst texture    0.010044
7              mean texture    0.006178
8             mean symmetry    0.005857
9                 mean area    0.004745
10         worst smoothness    0.003190
11               area error    0.003113
12           mean perimeter    0.002478
13   mean fractal dimension    0.001981
14        compactness error    0.001968
15          concavity error    0.001947
16            texture error    0.000291
17         smoothness error   -0.000206
18          mean smoothness   -0.000745
19  fractal dimension error   -0.000835
20        worst compactness   -0.002392
21           mean concavity   -0.003188
22         mean compactness   -0.005377
23             radius error   -0.006229
24              mean radius   -0.006870
25  worst fractal dimension   -0.007415
26           symmetry error   -0.008175
27          perimeter error   -0.008980
28     concave points error   -0.010415
29           worst symmetry   -0.018645
```

[5]:
```
from evalml.model_understanding import graph_permutation_importance
graph_permutation_importance(pipeline_binary, X_holdout, y_holdout, 'log loss binary')
```

Data type cannot be displayed: application/vnd.plotly.v1+json, text/html

Human Readable Importance

We can generate a more human-comprehensible understanding of either the feature or permutation importance by using `readable_explanation(pipeline)`. This picks out a subset of features that have the highest impact on the output of the model, sorting them into either "heavily" or "somewhat" influential on the model. These features are selected either by feature importance or permutation importance with a given objective. If there are any features that actively decrease the performance of the pipeline, this function highlights those and recommends removal.

Note that permutation importance runs on the original input features, while feature importance runs on the features as they were passed in to the final estimator, having gone through a number of preprocessing steps. The two methods will highlight different features as being important, and feature names may vary as well.

[6]:
```
from evalml.model_understanding import readable_explanation
readable_explanation(pipeline_binary, X_holdout, y_holdout, objective="log loss binary
↪", importance_method="permutation")
```

```
Random Forest Classifier: The output as measured by log loss binary is heavily␣
↪influenced by worst perimeter, and is somewhat influenced by worst area, worst␣
↪radius, mean concave points, and worst concave points.
The features smoothness error, mean smoothness, fractal dimension error, worst␣
↪compactness, mean concavity, mean compactness, radius error, mean radius, worst␣
↪fractal dimension, symmetry error, perimeter error, concave points error, and worst␣
↪symmetry detracted from model performance. We suggest removing these features.
```

[7]:
```
readable_explanation(pipeline_binary, importance_method="feature")  # feature␣
↪importance doesn't require X and y
```

```
Random Forest Classifier: The output is somewhat influenced by mean concave points,␣
↪worst perimeter, worst concave points, worst radius, and mean concavity.
```

We can adjust the number of most important features visible with the `max_features` argument, or modify the minimum threshold for "importance" with `min_importance_threshold`. However, these values will not affect any detrimental features displayed, as this function always displays all of them.

Partial Dependence Plots

We can calculate the one-way partial dependence plots for a feature.

[8]:
```
from evalml.model_understanding.graphs import partial_dependence
partial_dependence(pipeline_binary, X_holdout, features='mean radius', grid_
↪resolution=5)
```

[8]:

	feature_values	partial_dependence	class_label
0	9.69092	0.392453	malignant
1	12.40459	0.395962	malignant
2	15.11826	0.417396	malignant
3	17.83193	0.429542	malignant
4	20.54560	0.429717	malignant

[9]:
```
from evalml.model_understanding.graphs import graph_partial_dependence
graph_partial_dependence(pipeline_binary, X_holdout, features='mean radius', grid_
↪resolution=5)
```

Data type cannot be displayed: application/vnd.plotly.v1+json, text/html

You can also compute the partial dependence for a categorical feature. We will demonstrate this on the fraud dataset.

[10]:
```
X_fraud, y_fraud = evalml.demos.load_fraud(100, verbose=False)
X_fraud.ww.init(logical_types={"provider": "Categorical", 'region': "Categorical",
                               "currency": "Categorical", "expiration_date":
↪"Categorical"})

fraud_pipeline = BinaryClassificationPipeline(["DateTime Featurizer","One Hot Encoder
↪", "Random Forest Classifier"])
fraud_pipeline.fit(X_fraud, y_fraud)

graph_partial_dependence(fraud_pipeline, X_fraud, features='provider')
```

Data type cannot be displayed: application/vnd.plotly.v1+json, text/html

Two-way partial dependence plots are also possible and invoke the same API.

[11]:
```
partial_dependence(pipeline_binary, X_holdout, features=('worst perimeter', 'worst␣
↪radius'), grid_resolution=5)
```

[11]:
```
             10.6876  14.404924999999999  18.12225  21.839575   25.5569  \
69.140700   0.279038            0.282898  0.435179   0.435355  0.435355
94.334275   0.304335            0.308194  0.458283   0.458458  0.458458
119.527850  0.464455            0.468314  0.612137   0.616932  0.616932
144.721425  0.483437            0.487297  0.631120   0.635915  0.635915
169.915000  0.483437            0.487297  0.631120   0.635915  0.635915

           class_label
69.140700    malignant
94.334275    malignant
119.527850   malignant
144.721425   malignant
169.915000   malignant
```

[12]:
```
graph_partial_dependence(pipeline_binary, X_holdout, features=('worst perimeter',
↪'worst radius'), grid_resolution=5)
```

Data type cannot be displayed: application/vnd.plotly.v1+json, text/html

Confusion Matrix

For binary or multiclass classification, we can view a confusion matrix of the classifier's predictions. In the DataFrame output of `confusion_matrix()`, the column header represents the predicted labels while row header represents the actual labels.

[13]:
```
from evalml.model_understanding.graphs import confusion_matrix
y_pred = pipeline_binary.predict(X_holdout)
confusion_matrix(y_holdout, y_pred)
```

[13]:
```
             benign  malignant
benign     0.930556   0.069444
malignant  0.023810   0.976190
```

[14]:
```
from evalml.model_understanding.graphs import graph_confusion_matrix
y_pred = pipeline_binary.predict(X_holdout)
graph_confusion_matrix(y_holdout, y_pred)
```

Data type cannot be displayed: application/vnd.plotly.v1+json, text/html

Precision-Recall Curve

For binary classification, we can view the precision-recall curve of the pipeline.

[15]:
```
from evalml.model_understanding.graphs import graph_precision_recall_curve
# get the predicted probabilities associated with the "true" label
import woodwork as ww
y_encoded = y_holdout.ww.map({'benign': 0, 'malignant': 1})
y_pred_proba = pipeline_binary.predict_proba(X_holdout)["malignant"]
graph_precision_recall_curve(y_encoded, y_pred_proba)
```

Data type cannot be displayed: application/vnd.plotly.v1+json, text/html

ROC Curve

For binary and multiclass classification, we can view the Receiver Operating Characteristic (ROC) curve of the pipeline.

[16]:
```
from evalml.model_understanding.graphs import graph_roc_curve
# get the predicted probabilities associated with the "malignant" label
y_pred_proba = pipeline_binary.predict_proba(X_holdout)["malignant"]
graph_roc_curve(y_encoded, y_pred_proba)
```

Data type cannot be displayed: application/vnd.plotly.v1+json, text/html

The ROC curve can also be generated for multiclass classification problems. For multiclass problems, the graph will show a one-vs-many ROC curve for each class.

[17]:
```
from evalml.pipelines import MulticlassClassificationPipeline
X_multi, y_multi = evalml.demos.load_wine()

pipeline_multi = MulticlassClassificationPipeline(['Simple Imputer', 'Random Forest␣
↪Classifier'])
pipeline_multi.fit(X_multi, y_multi)

y_pred_proba = pipeline_multi.predict_proba(X_multi)
graph_roc_curve(y_multi, y_pred_proba)
```

```
         Number of Features
Numeric                  13

Number of training examples: 178
Targets
```

(continues on next page)

(continued from previous page)

```
class_1    39.89%
class_0    33.15%
class_2    26.97%
Name: target, dtype: object
```

Data type cannot be displayed: application/vnd.plotly.v1+json, text/html

Binary Objective Score vs. Threshold Graph

Some binary classification objectives (objectives that have `score_needs_proba` set to False) are sensitive to a decision threshold. For those objectives, we can obtain and graph the scores for thresholds from zero to one, calculated at evenly-spaced intervals determined by `steps`.

[18]:
```
from evalml.model_understanding.graphs import binary_objective_vs_threshold
binary_objective_vs_threshold(pipeline_binary, X_holdout, y_holdout, 'f1', steps=10)
```

[18]:
```
    threshold     score
0         0.0  0.538462
1         0.1  0.811881
2         0.2  0.891304
3         0.3  0.901099
4         0.4  0.931818
5         0.5  0.931818
6         0.6  0.941176
7         0.7  0.951220
8         0.8  0.936709
9         0.9  0.923077
10        1.0  0.000000
```

[19]:
```
from evalml.model_understanding.graphs import graph_binary_objective_vs_threshold
graph_binary_objective_vs_threshold(pipeline_binary, X_holdout, y_holdout, 'f1',␣
↪steps=100)
```

Data type cannot be displayed: application/vnd.plotly.v1+json, text/html

Predicted Vs Actual Values Graph for Regression Problems

We can also create a scatterplot comparing predicted vs actual values for regression problems. We can specify an `outlier_threshold` to color values differently if the absolute difference between the actual and predicted values are outside of a given threshold.

[20]:
```
from evalml.model_understanding.graphs import graph_prediction_vs_actual
from evalml.pipelines import RegressionPipeline

X_regress, y_regress = evalml.demos.load_diabetes()
X_train_reg, X_test_reg, y_train_reg, y_test_reg = evalml.preprocessing.split_data(X_
↪regress, y_regress, problem_type='regression')

pipeline_regress = RegressionPipeline(['One Hot Encoder', 'Linear Regressor'])
pipeline_regress.fit(X_train_reg, y_train_reg)
```

(continues on next page)

(continued from previous page)

```
y_pred = pipeline_regress.predict(X_test_reg)
graph_prediction_vs_actual(y_test_reg, y_pred, outlier_threshold=50)
```

```
         Number of Features
Numeric                  10

Number of training examples: 442
Targets
200.0    1.36%
72.0     1.36%
90.0     1.13%
178.0    1.13%
71.0     1.13%
         ...
73.0     0.23%
222.0    0.23%
86.0     0.23%
79.0     0.23%
57.0     0.23%
Name: target, Length: 214, dtype: object
```

Data type cannot be displayed: application/vnd.plotly.v1+json, text/html

Now let's train a decision tree on some data.

[21]:
```
pipeline_dt = BinaryClassificationPipeline(['Simple Imputer', 'Decision Tree␣
↪Classifier'])
pipeline_dt.fit(X_train, y_train)
```

[21]:
```
pipeline = BinaryClassificationPipeline(component_graph={'Simple Imputer': ['Simple␣
↪Imputer', 'X', 'y'], 'Decision Tree Classifier': ['Decision Tree Classifier',
↪'Simple Imputer.x', 'y']}, parameters={'Simple Imputer':{'impute_strategy': 'most_
↪frequent', 'fill_value': None}, 'Decision Tree Classifier':{'criterion': 'gini',
↪'max_features': 'auto', 'max_depth': 6, 'min_samples_split': 2, 'min_weight_
↪fraction_leaf': 0.0}}, random_seed=0)
```

Tree Visualization

We can visualize the structure of the Decision Tree that was fit to that data, and save it if necessary.

[22]:
```
from evalml.model_understanding.graphs import visualize_decision_tree

visualize_decision_tree(pipeline_dt.estimator, max_depth=2, rotate=False, filled=True,
↪ filepath=None)
```

[22]:

4.6.2 Explaining Predictions

We can explain why the model made certain predictions with the *explain_predictions* function. This can use either the Shapley Additive Explanations (SHAP) algorithm or the Local Interpretable Model-agnostic Explanations (LIME) algorithm to identify the top features that explain the predicted value.

This function can explain both classification and regression models - all you need to do is provide the pipeline, the input features, and a list of rows corresponding to the indices of the input features you want to explain. The function will return a table that you can print summarizing the top 3 most positive and negative contributing features to the predicted value.

In the example below, we explain the prediction for the third data point in the data set. We see that the `worst concave points` feature increased the estimated probability that the tumor is malignant by 20% while the `worst radius` feature decreased the probability the tumor is malignant by 5%.

[23]:
```
from evalml.model_understanding.prediction_explanations import explain_predictions

table = explain_predictions(pipeline=pipeline_binary, input_features=X_holdout,␣
↪y=None, indices_to_explain=[3],
                            top_k_features=6, include_explainer_values=True)
print(table)
```

```
Random Forest Classifier w/ Label Encoder + Imputer

{'Label Encoder': {'positive_label': None}, 'Imputer': {'categorical_impute_strategy':
↪ 'most_frequent', 'numeric_impute_strategy': 'mean', 'categorical_fill_value': None,
↪ 'numeric_fill_value': None}, 'Random Forest Classifier': {'n_estimators': 100,
↪'max_depth': 6, 'n_jobs': -1}}

        1 of 1

                    Feature Name       Feature Value   Contribution to Prediction  ␣
↪SHAP Value
                ␣
↪==============================================================================
                  worst concavity         0.18                    -                 -
↪0.02
                  mean concavity          0.04                    -                 -
↪0.03
                    worst area           599.50                   -                 -
↪0.03
                   worst radius           14.04                   -                 -
↪0.05
                mean concave points       0.03                    -                 -
↪0.05
                  worst perimeter         92.80                   -                 -
↪0.06
```

The interpretation of the table is the same for regression problems - but the SHAP value now corresponds to the change in the estimated value of the dependent variable rather than a change in probability. For multiclass classification problems, a table will be output for each possible class.

Below is an example of how you would explain three predictions with *explain_predictions*.

[24]:
```
from evalml.model_understanding.prediction_explanations import explain_predictions

report = explain_predictions(pipeline=pipeline_binary,
                             input_features=X_holdout, y=y_holdout, indices_to_
↪explain=[0, 4, 9], include_explainer_values=True,
                             output_format='text')
print(report)
```

```
Random Forest Classifier w/ Label Encoder + Imputer

{'Label Encoder': {'positive_label': None}, 'Imputer': {'categorical_impute_strategy':
↪ 'most_frequent', 'numeric_impute_strategy': 'mean', 'categorical_fill_value': None,
↪ 'numeric_fill_value': None}, 'Random Forest Classifier': {'n_estimators': 100,
↪'max_depth': 6, 'n_jobs': -1}}

        1 of 3

                    Feature Name       Feature Value   Contribution to Prediction
↪SHAP Value
↪==============================================================================
                  worst perimeter         101.20                   -
↪-0.04
                worst concave points       0.06                    -
↪-0.05
                mean concave points        0.01                    -
↪-0.05


        2 of 3

                    Feature Name       Feature Value   Contribution to Prediction
↪SHAP Value
↪==============================================================================
                   worst radius           11.94                   -
↪0.05
                  worst perimeter         80.78                   -
↪0.06
                mean concave points       0.02                    -
↪0.06


        3 of 3

                    Feature Name       Feature Value   Contribution to Prediction
↪SHAP Value
↪==============================================================================
                worst concave points       0.10                    -
↪-0.05
                  worst perimeter          99.21                   -
↪-0.06
                mean concave points        0.03                    -
↪-0.08
```

The above examples used the SHAP algorithm, since that is what `explain_predictions` uses by default. If you would like to use LIME instead, you can change that with the `algorithm="lime"` argument.

[25]:
```
from evalml.model_understanding.prediction_explanations import explain_predictions

table = explain_predictions(pipeline=pipeline_binary, input_features=X_holdout,␣
↪y=None, indices_to_explain=[3],
                            top_k_features=6, include_explainer_values=True, algorithm=
↪"lime")
print(table)
```

```
Random Forest Classifier w/ Label Encoder + Imputer

{'Label Encoder': {'positive_label': None}, 'Imputer': {'categorical_impute_strategy':
↪ 'most_frequent', 'numeric_impute_strategy': 'mean', 'categorical_fill_value': None,
↪ 'numeric_fill_value': None}, 'Random Forest Classifier': {'n_estimators': 100,
↪'max_depth': 6, 'n_jobs': -1}}

        1 of 1

                     Feature Name       Feature Value   Contribution to Prediction  ␣
↪LIME Value
                ␣
↪==============================================================================
                  worst perimeter          92.80                   +                 ␣
↪ 0.06
                    worst radius           14.04                   +                 ␣
↪ 0.06
                     worst area           599.50                   +                 ␣
↪ 0.05
                mean concave points        0.03                    +                 ␣
↪ 0.04
                worst concave points       0.12                    +                 ␣
↪ 0.04
                  worst concavity          0.18                    +                 ␣
↪ 0.03
```

[26]:
```
from evalml.model_understanding.prediction_explanations import explain_predictions

report = explain_predictions(pipeline=pipeline_binary,
                             input_features=X_holdout, y=None, indices_to_explain=[0,␣
↪4, 9], include_explainer_values=True,
                             output_format='text', algorithm="lime")
print(report)
```

```
Random Forest Classifier w/ Label Encoder + Imputer

{'Label Encoder': {'positive_label': None}, 'Imputer': {'categorical_impute_strategy':
↪ 'most_frequent', 'numeric_impute_strategy': 'mean', 'categorical_fill_value': None,
↪ 'numeric_fill_value': None}, 'Random Forest Classifier': {'n_estimators': 100,
↪'max_depth': 6, 'n_jobs': -1}}

        1 of 3

                  Feature Name     Feature Value   Contribution to Prediction   LIME␣
↪Value
```

(continues on next page)

(continued from previous page)

```
↪==========================================================================
                worst perimeter      101.20                  +                   0.06
                 worst radius         15.14                  +                   0.06
                  worst area         718.90                  +                   0.05


        2 of 3

                 Feature Name     Feature Value   Contribution to Prediction   LIME␣
↪Value
↪==========================================================================
                worst perimeter       80.78                  +                   0.06
                 worst radius         11.94                  +                   0.06
                  worst area         433.10                  +                   0.05


        3 of 3

                 Feature Name     Feature Value   Contribution to Prediction   LIME␣
↪Value
↪==========================================================================
                 worst radius         14.42                  +                   0.06
                worst perimeter       99.21                  +                   0.06
                  worst area         634.30                  +                   0.05
```

Explaining Best and Worst Predictions

When debugging machine learning models, it is often useful to analyze the best and worst predictions the model made. The *explain_predictions_best_worst* function can help us with this.

This function will display the output of *explain_predictions* for the best 2 and worst 2 predictions. By default, the best and worst predictions are determined by the absolute error for regression problems and cross entropy for classification problems.

We can specify our own ranking function by passing in a function to the `metric` parameter. This function will be called on `y_true` and `y_pred`. By convention, lower scores are better.

At the top of each table, we can see the predicted probabilities, target value, error, and row index for that prediction. For a regression problem, we would see the predicted value instead of predicted probabilities.

[27]:
```
from evalml.model_understanding.prediction_explanations import explain_predictions_
↪best_worst

shap_report = explain_predictions_best_worst(pipeline=pipeline_binary, input_
↪features=X_holdout, y_true=y_holdout,
                                             include_explainer_values=True, top_k_
↪features=6, num_to_explain=2)

print(shap_report)
```

```
Random Forest Classifier w/ Label Encoder + Imputer

{'Label Encoder': {'positive_label': None}, 'Imputer': {'categorical_impute_strategy':
↪ 'most_frequent', 'numeric_impute_strategy': 'mean', 'categorical_fill_value': None,
↪ 'numeric_fill_value': None}, 'Random Forest Classifier': {'n_estimators': 100,
↪'max_depth': 6, 'n_jobs': -1}}

        Best 1 of 2

                Predicted Probabilities: [benign: 1.0, malignant: 0.0]
                Predicted Value: benign
                Target Value: benign
                Cross Entropy: 0.0
                Index ID: 502

                    Feature Name       Feature Value   Contribution to Prediction ␣
↪SHAP Value
                ␣
↪==============================================================================
                   mean concavity          0.06                    -                ␣
↪-0.03
                     worst area           552.00                   -                ␣
↪-0.03
                worst concave points       0.08                    -                ␣
↪-0.05
                    worst radius           13.57                   -                ␣
↪-0.05
                mean concave points        0.03                    -                ␣
↪-0.05
                  worst perimeter          86.67                   -                ␣
↪-0.06


        Best 2 of 2

                Predicted Probabilities: [benign: 1.0, malignant: 0.0]
                Predicted Value: benign
                Target Value: benign
                Cross Entropy: 0.0
                Index ID: 52

                    Feature Name       Feature Value   Contribution to Prediction ␣
↪SHAP Value
                ␣
↪==============================================================================
                   mean concavity          0.02                    -                ␣
↪-0.02
                     worst area           527.20                   -                ␣
↪-0.03
                    worst radius           13.10                   -                ␣
↪-0.04
                worst concave points       0.06                    -                ␣
↪-0.04
                mean concave points        0.01                    -                ␣
↪-0.05
                  worst perimeter          83.67                   -                ␣
↪-0.06
```

(continues on next page)

(continued from previous page)

```
        Worst 1 of 2

                Predicted Probabilities: [benign: 0.266, malignant: 0.734]
                Predicted Value: malignant
                Target Value: benign
                Cross Entropy: 1.325
                Index ID: 363

                 Feature Name     Feature Value   Contribution to Prediction   SHAP␣
↪Value
               ␣
↪=========================================================================
                worst perimeter      117.20                   +                   0.13
                 worst radius         18.13                   +                   0.12
                  worst area         1009.00                  +                   0.11
                   mean area         838.10                   +                   0.06
                  mean radius         16.50                   +                   0.05
                worst concavity       0.17                    -                  -0.05


        Worst 2 of 2

                Predicted Probabilities: [benign: 1.0, malignant: 0.0]
                Predicted Value: benign
                Target Value: malignant
                Cross Entropy: 7.987
                Index ID: 135

                    Feature Name       Feature Value   Contribution to Prediction  ␣
↪SHAP Value
               ␣
↪==============================================================================
                   mean concavity          0.05                    -                ␣
↪-0.03
                     worst area           653.60                   -                ␣
↪-0.04
                worst concave points       0.09                    -                ␣
↪-0.05
                    worst radius           14.49                   -                ␣
↪-0.05
                  worst perimeter          92.04                   -                ␣
↪-0.06
                mean concave points        0.03                    -                ␣
↪-0.06
```

[28]:
```
lime_report = explain_predictions_best_worst(pipeline=pipeline_binary, input_
↪features=X_holdout,
                                             y_true=y_holdout, include_explainer_
↪values=True,
                                             top_k_features=6, num_to_explain=2,␣
↪algorithm="lime")
```

(continues on next page)

(continued from previous page)

```
print(lime_report)
```

```
Random Forest Classifier w/ Label Encoder + Imputer

{'Label Encoder': {'positive_label': None}, 'Imputer': {'categorical_impute_strategy':
↪ 'most_frequent', 'numeric_impute_strategy': 'mean', 'categorical_fill_value': None,
↪ 'numeric_fill_value': None}, 'Random Forest Classifier': {'n_estimators': 100,
↪'max_depth': 6, 'n_jobs': -1}}

        Best 1 of 2

                Predicted Probabilities: [benign: 1.0, malignant: 0.0]
                Predicted Value: benign
                Target Value: benign
                Cross Entropy: 0.0
                Index ID: 502

                    Feature Name       Feature Value   Contribution to Prediction ␣
↪LIME Value
               ␣
↪==============================================================================
                  worst perimeter          86.67                   +                ␣
↪ 0.06
                    worst radius           13.57                   +                ␣
↪ 0.06
                     worst area           552.00                   +                ␣
↪ 0.05
                mean concave points        0.03                    +                ␣
↪ 0.04
                worst concave points       0.08                    +                ␣
↪ 0.04
                  worst concavity          0.19                    +                ␣
↪ 0.03


        Best 2 of 2

                Predicted Probabilities: [benign: 1.0, malignant: 0.0]
                Predicted Value: benign
                Target Value: benign
                Cross Entropy: 0.0
                Index ID: 52

                    Feature Name       Feature Value   Contribution to Prediction ␣
↪LIME Value
               ␣
↪==============================================================================
                    worst radius           13.10                   +                ␣
↪ 0.06
                  worst perimeter          83.67                   +                ␣
↪ 0.06
                     worst area           527.20                   +                ␣
↪ 0.05
                mean concave points        0.01                    +                ␣
↪ 0.04
                worst concave points       0.06                    +                ␣
↪ 0.04
```

(continues on next page)

(continued from previous page)

```
                  worst concavity          0.09                    +
↪ 0.03


        Worst 1 of 2

                Predicted Probabilities: [benign: 0.266, malignant: 0.734]
                Predicted Value: malignant
                Target Value: benign
                Cross Entropy: 1.325
                Index ID: 363

                    Feature Name       Feature Value   Contribution to Prediction
↪LIME Value
↪==============================================================================
                  worst concavity          0.17                    -
↪-0.03
                worst concave points       0.09                    -
↪-0.04
                mean concave points        0.05                    -
↪-0.04
                     worst area           1009.00                  -
↪-0.05
                   worst radius           18.13                    -
↪-0.06
                  worst perimeter         117.20                   -
↪-0.06


        Worst 2 of 2

                Predicted Probabilities: [benign: 1.0, malignant: 0.0]
                Predicted Value: benign
                Target Value: malignant
                Cross Entropy: 7.987
                Index ID: 135

                    Feature Name       Feature Value   Contribution to Prediction
↪LIME Value
↪==============================================================================
                  worst perimeter          92.04                   +
↪ 0.06
                   worst radius           14.49                   +
↪ 0.06
                     worst area           653.60                  +
↪ 0.05
                mean concave points        0.03                    +
↪ 0.04
                worst concave points       0.09                    +
↪ 0.04
                  worst concavity          0.22                    +
↪ 0.03
```

We use a custom metric (hinge loss) for selecting the best and worst predictions. See this example:

[29]:
```
import numpy as np

def hinge_loss(y_true, y_pred_proba):

    probabilities = np.clip(y_pred_proba.iloc[:, 1], 0.001, 0.999)
    y_true[y_true == 0] = -1

    return np.clip(1 - y_true * np.log(probabilities / (1 - probabilities)), a_min=0,␣
↪a_max=None)

report = explain_predictions_best_worst(pipeline=pipeline_binary, input_features=X, y_
↪true=y,
                                        include_explainer_values=True, num_to_
↪explain=5, metric=hinge_loss)

print(report)
```

```
Random Forest Classifier w/ Label Encoder + Imputer

{'Label Encoder': {'positive_label': None}, 'Imputer': {'categorical_impute_strategy':
↪ 'most_frequent', 'numeric_impute_strategy': 'mean', 'categorical_fill_value': None,
↪ 'numeric_fill_value': None}, 'Random Forest Classifier': {'n_estimators': 100,
↪'max_depth': 6, 'n_jobs': -1}}

        Best 1 of 5

                Predicted Probabilities: [benign: 0.03, malignant: 0.97]
                Predicted Value: malignant
                Target Value: malignant
                hinge_loss: 0.0
                Index ID: 0

                    Feature Name       Feature Value   Contribution to Prediction  ␣
↪SHAP Value
              ␣
↪==============================================================================
                worst concave points       0.27                    +                ␣
↪ 0.08
                  worst perimeter         184.60                   +                ␣
↪ 0.08
                mean concave points        0.15                    +                ␣
↪ 0.08


        Best 2 of 5

                Predicted Probabilities: [benign: 0.998, malignant: 0.002]
                Predicted Value: benign
                Target Value: benign
                hinge_loss: 0.0
                Index ID: 388

                    Feature Name       Feature Value   Contribution to Prediction  ␣
↪SHAP Value
              ␣
↪==============================================================================
```

(continues on next page)

(continued from previous page)

```
                worst concave points       0.08                    -
↪-0.05
                mean concave points        0.03                    -
↪-0.06
                  worst perimeter          79.73                   -
↪-0.07


        Best 3 of 5

                Predicted Probabilities: [benign: 0.988, malignant: 0.012]
                Predicted Value: benign
                Target Value: benign
                hinge_loss: 0.0
                Index ID: 387

                    Feature Name       Feature Value   Contribution to Prediction
↪SHAP Value
                ↪==============================================================================
                  worst perimeter          99.66                   -
↪-0.05
                worst concave points       0.05                    -
↪-0.05
                mean concave points        0.01                    -
↪-0.05


        Best 4 of 5

                Predicted Probabilities: [benign: 1.0, malignant: 0.0]
                Predicted Value: benign
                Target Value: benign
                hinge_loss: 0.0
                Index ID: 386

                   Feature Name       Feature Value   Contribution to Prediction
↪SHAP Value
                ↪==============================================================================
                   worst radius           13.13                   -                  -
↪0.04
                  worst perimeter         87.65                   -                  -
↪0.06
                mean concave points       0.03                    -                  -
↪0.06


        Best 5 of 5

                Predicted Probabilities: [benign: 0.969, malignant: 0.031]
                Predicted Value: benign
                Target Value: benign
                hinge_loss: 0.0
                Index ID: 384

                    Feature Name       Feature Value   Contribution to Prediction
↪SHAP Value
```

(continues on next page)

(continued from previous page)

```
↪==========================================================================
                worst concave points       0.09                    -                 ␣
↪-0.04
                  worst perimeter          96.59                   -                 ␣
↪-0.05
                mean concave points        0.03                    -                 ␣
↪-0.06


        Worst 1 of 5

                Predicted Probabilities: [benign: 0.409, malignant: 0.591]
                Predicted Value: malignant
                Target Value: benign
                hinge_loss: 1.369
                Index ID: 128

                    Feature Name       Feature Value   Contribution to Prediction  ␣
↪SHAP Value
                ␣
↪==========================================================================
                mean concave points        0.09                    +                 ␣
↪ 0.10
                worst concave points       0.14                    +                 ␣
↪ 0.09
                   mean concavity          0.11                    +                 ␣
↪ 0.08


        Worst 2 of 5

                Predicted Probabilities: [benign: 0.39, malignant: 0.61]
                Predicted Value: malignant
                Target Value: benign
                hinge_loss: 1.446
                Index ID: 421

                   Feature Name       Feature Value   Contribution to Prediction  ␣
↪SHAP Value
                ␣
↪==========================================================================
                mean concave points       0.06                    +                 ␣
↪0.08
                  mean concavity          0.14                    +                 ␣
↪0.07
                  worst perimeter        114.10                   +                 ␣
↪0.07


        Worst 3 of 5

                Predicted Probabilities: [benign: 0.343, malignant: 0.657]
                Predicted Value: malignant
                Target Value: benign
                hinge_loss: 1.652
                Index ID: 81
```

(continues on next page)

(continued from previous page)

```
                    Feature Name       Feature Value   Contribution to Prediction
↪SHAP Value
                ␣
↪==============================================================================
                worst concave points       0.17                    ++
↪ 0.15
                mean concave points        0.07                    +
↪ 0.11
                 worst compactness         0.48                    +
↪ 0.07


        Worst 4 of 5

                Predicted Probabilities: [benign: 0.266, malignant: 0.734]
                Predicted Value: malignant
                Target Value: benign
                hinge_loss: 2.016
                Index ID: 363

                 Feature Name     Feature Value   Contribution to Prediction   SHAP
↪Value
                ␣
↪=====================================================================
                worst perimeter      117.20                  +                  0.13
                 worst radius         18.13                  +                  0.12
                  worst area         1009.00                  +                  0.11


        Worst 5 of 5

                Predicted Probabilities: [benign: 1.0, malignant: 0.0]
                Predicted Value: benign
                Target Value: malignant
                hinge_loss: 7.907
                Index ID: 135

                   Feature Name       Feature Value   Contribution to Prediction
↪SHAP Value
                ␣
↪==============================================================================
                   worst radius           14.49                  -                 -
↪0.05
                  worst perimeter         92.04                  -                 -
↪0.06
                mean concave points       0.03                   -                 -
↪0.06
```

Changing Output Formats

Instead of getting the prediction explanations as text, you can get the report as a python dictionary or pandas dataframe. All you have to do is pass `output_format="dict"` or `output_format="dataframe"` to either `explain_prediction`, `explain_predictions`, or `explain_predictions_best_worst`.

Single prediction as a dictionary

[30]:
```
import json
single_prediction_report = explain_predictions(pipeline=pipeline_binary, input_
↪features=X_holdout, indices_to_explain=[3],
                                               y=y_holdout, top_k_features=6, include_
↪explainer_values=True,
                                               output_format="dict")
print(json.dumps(single_prediction_report, indent=2))
```

```
{
  "explanations": [
    {
      "explanations": [
        {
          "feature_names": [
            "worst concavity",
            "mean concavity",
            "worst area",
            "worst radius",
            "mean concave points",
            "worst perimeter"
          ],
          "feature_values": [
            0.1791,
            0.038,
            599.5,
            14.04,
            0.034,
            92.8
          ],
          "qualitative_explanation": [
            "-",
            "-",
            "-",
            "-",
            "-",
            "-"
          ],
          "quantitative_explanation": [
            -0.023008481104309524,
            -0.02621982146725469,
            -0.033821592020020774,
            -0.04666659740586632,
            -0.0541511910494414,
            -0.05523688273171911
          ],
          "drill_down": {},
          "class_name": "malignant",
          "expected_value": 0.3711208791208791
        }
```

(continues on next page)

(continued from previous page)

```
      ]
    }
  ]
}
```

Single prediction as a dataframe

[31]:
```
single_prediction_report = explain_predictions(pipeline=pipeline_binary, input_
↪features=X_holdout,
                                               indices_to_explain=[3],
                                               y=y_holdout, top_k_features=6, include_
↪explainer_values=True,
                                               output_format="dataframe")
single_prediction_report
```

[31]:
```
         feature_names  feature_values qualitative_explanation  \
0      worst concavity          0.1791                       -
1       mean concavity          0.0380                       -
2           worst area        599.5000                       -
3         worst radius         14.0400                       -
4  mean concave points          0.0340                       -
5      worst perimeter         92.8000                       -

   quantitative_explanation class_name  prediction_number
0                 -0.023008  malignant                  0
1                 -0.026220  malignant                  0
2                 -0.033822  malignant                  0
3                 -0.046667  malignant                  0
4                 -0.054151  malignant                  0
5                 -0.055237  malignant                  0
```

Best and worst predictions as a dictionary

[32]:
```
report = explain_predictions_best_worst(pipeline=pipeline_binary, input_features=X, y_
↪true=y,
                                        num_to_explain=1, top_k_features=6,
                                        include_explainer_values=True, output_format=
↪"dict")
print(json.dumps(report, indent=2))
```

```
{
  "explanations": [
    {
      "rank": {
        "prefix": "best",
        "index": 1
      },
      "predicted_values": {
        "probabilities": {
          "benign": 1.0,
          "malignant": 0.0
        },
        "predicted_value": "benign",
        "target_value": "benign",
```

(continues on next page)

(continued from previous page)


```
        "error_name": "Cross Entropy",
        "error_value": 0.0001970443507070075,
        "index_id": 475
      },
      "explanations": [
        {
          "feature_names": [
            "mean concavity",
            "worst area",
            "worst radius",
            "worst concave points",
            "worst perimeter",
            "mean concave points"
          ],
          "feature_values": [
            0.05835,
            605.8,
            14.09,
            0.09783,
            93.22,
            0.03078
          ],
          "qualitative_explanation": [
            "-",
            "-",
            "-",
            "-",
            "-",
            "-"
          ],
          "quantitative_explanation": [
            -0.028481050954786636,
            -0.03050522196002462,
            -0.042922079201003216,
            -0.04429366151003684,
            -0.05486784013962313,
            -0.05639460900233733
          ],
          "drill_down": {},
          "class_name": "malignant",
          "expected_value": 0.371120879120879 1
        }
      ]
    },
    {
      "rank": {
        "prefix": "worst",
        "index": 1
      },
      "predicted_values": {
        "probabilities": {
          "benign": 1.0,
          "malignant": 0.0
        },
        "predicted_value": "benign",
        "target_value": "malignant",
        "error_name": "Cross Entropy",
```


(continues on next page)

(continued from previous page)


```
        "error_value": 7.986911819330411,
        "index_id": 135
      },
      "explanations": [
        {
          "feature_names": [
            "mean concavity",
            "worst area",
            "worst concave points",
            "worst radius",
            "worst perimeter",
            "mean concave points"
          ],
          "feature_values": [
            0.04711,
            653.6,
            0.09331,
            14.49,
            92.04,
            0.02704
          ],
          "qualitative_explanation": [
            "-",
            "-",
            "-",
            "-",
            "-",
            "-"
          ],
          "quantitative_explanation": [
            -0.029936744551331215,
            -0.03748357654576422,
            -0.04553126236476177,
            -0.0483274199182721,
            -0.06039220265366764,
            -0.060441902449258976
          ],
          "drill_down": {},
          "class_name": "malignant",
          "expected_value": 0.3711208791208791
        }
      ]
    }
  ]
}
```

Best and worst predictions as a dataframe

[33]:
```
report = explain_predictions_best_worst(pipeline=pipeline_binary, input_features=X_
↪holdout, y_true=y_holdout,
                                        num_to_explain=1, top_k_features=6,
                                        include_explainer_values=True, output_format=
↪"dataframe")
report
```

[33]:
```
           feature_names  feature_values qualitative_explanation  \
0         mean concavity         0.05928                       -
1             worst area       552.00000                       -
2   worst concave points         0.08411                       -
3           worst radius        13.57000                       -
4    mean concave points         0.03279                       -
5        worst perimeter        86.67000                       -
6         mean concavity         0.04711                       -
7             worst area       653.60000                       -
8   worst concave points         0.09331                       -
9           worst radius        14.49000                       -
10       worst perimeter        92.04000                       -
11   mean concave points         0.02704                       -

    quantitative_explanation class_name  label_benign_probability  \
0                  -0.029022  malignant                       1.0
1                  -0.034112  malignant                       1.0
2                  -0.046896  malignant                       1.0
3                  -0.046928  malignant                       1.0
4                  -0.052902  malignant                       1.0
5                  -0.064320  malignant                       1.0
6                  -0.029937  malignant                       1.0
7                  -0.037484  malignant                       1.0
8                  -0.045531  malignant                       1.0
9                  -0.048327  malignant                       1.0
10                 -0.060392  malignant                       1.0
11                 -0.060442  malignant                       1.0

    label_malignant_probability predicted_value target_value     error_name  \
0                           0.0          benign       benign  Cross Entropy
1                           0.0          benign       benign  Cross Entropy
2                           0.0          benign       benign  Cross Entropy
3                           0.0          benign       benign  Cross Entropy
4                           0.0          benign       benign  Cross Entropy
5                           0.0          benign       benign  Cross Entropy
6                           0.0          benign    malignant  Cross Entropy
7                           0.0          benign    malignant  Cross Entropy
8                           0.0          benign    malignant  Cross Entropy
9                           0.0          benign    malignant  Cross Entropy
10                          0.0          benign    malignant  Cross Entropy
11                          0.0          benign    malignant  Cross Entropy

    error_value  index_id  rank prefix
0      0.000197       502     1   best
1      0.000197       502     1   best
2      0.000197       502     1   best
3      0.000197       502     1   best
4      0.000197       502     1   best
5      0.000197       502     1   best
```

(continues on next page)

(continued from previous page)

```
6       7.986912        135      1  worst
7       7.986912        135      1  worst
8       7.986912        135      1  worst
9       7.986912        135      1  worst
10      7.986912        135      1  worst
11      7.986912        135      1  worst
```

Force Plots

Force plots can be generated to predict single or multiple rows for binary, multiclass and regression problem types. These use the SHAP algorithm. Here's an example of predicting a single row on a binary classification dataset. The force plots show the predictive power of each of the features in making the negative ("Class: 0") prediction and the positive ("Class: 1") prediction.

[34]:
```
import shap

from evalml.model_understanding.force_plots import graph_force_plot

rows_to_explain = [0] # Should be a list of integer indices of the rows to explain.

results = graph_force_plot(pipeline_binary, rows_to_explain=rows_to_explain,
                           training_data=X_holdout, y=y_holdout)

for result in results:
    for cls in result:
        print("Class:", cls)
        display(result[cls]["plot"])
```

```
<IPython.core.display.HTML object>
```

```
Class: malignant
```

```
<shap.plots._force.AdditiveForceVisualizer at 0x7fe2fc3b4700>
```

Here's an example of a force plot explaining multiple predictions on a multiclass problem. These plots show the force plots for each row arranged as consecutive columns that can be ordered by the dropdown above. Clicking the column indicates which row explanation is underneath.

[35]:
```
rows_to_explain = [0,1,2,3,4] # Should be a list of integer indices of the rows to␣
↪explain.

results = graph_force_plot(pipeline_multi,
                           rows_to_explain=rows_to_explain,
                           training_data=X_multi, y=y_multi)

for idx, result in enumerate(results):
    print("Row:", idx)
    for cls in result:
        print("Class:", cls)
        display(result[cls]["plot"])
```

```
<IPython.core.display.HTML object>
```

```
Row: 0
Class: class_0
```

```
<shap.plots._force.AdditiveForceVisualizer at 0x7fe2fc43d340>
```

```
Class: class_1
```

```
<shap.plots._force.AdditiveForceVisualizer at 0x7fe2fc43dac0>
```

```
Class: class_2
```

```
<shap.plots._force.AdditiveForceVisualizer at 0x7fe2fc43d160>
```

```
Row: 1
Class: class_0
```

```
<shap.plots._force.AdditiveForceVisualizer at 0x7fe2fd14eb50>
```

```
Class: class_1
```

```
<shap.plots._force.AdditiveForceVisualizer at 0x7fe2fc43dcd0>
```

```
Class: class_2
```

```
<shap.plots._force.AdditiveForceVisualizer at 0x7fe2fd16bc10>
```

```
Row: 2
Class: class_0
```

```
<shap.plots._force.AdditiveForceVisualizer at 0x7fe2fc43d400>
```

```
Class: class_1
```

```
<shap.plots._force.AdditiveForceVisualizer at 0x7fe2fc468a30>
```

```
Class: class_2
```

```
<shap.plots._force.AdditiveForceVisualizer at 0x7fe2fc43d100>
```

```
Row: 3
Class: class_0
```

```
<shap.plots._force.AdditiveForceVisualizer at 0x7fe2fc468fd0>
```

```
Class: class_1
```

```
<shap.plots._force.AdditiveForceVisualizer at 0x7fe2fc43d880>
```

```
Class: class_2
```

```
<shap.plots._force.AdditiveForceVisualizer at 0x7fe2fc436b50>
```

```
Row: 4
Class: class_0
```

```
<shap.plots._force.AdditiveForceVisualizer at 0x7fe2fc44e790>
```

```
Class: class_1
```

```
<shap.plots._force.AdditiveForceVisualizer at 0x7fe2fc468df0>
```

```
Class: class_2
```

```
<shap.plots._force.AdditiveForceVisualizer at 0x7fe2fc43dbb0>
```

4.6.3 Find Confusion Matrix and thresholds for Binary Classification Pipelines

For binary classification pipelines, EvalML also provides the ability to compare the actual positive and actual negative histograms, as well as obtaining the confusion matrices and ideal thresholds per objective.

[36]:
```
from evalml.model_understanding import find_confusion_matrix_per_thresholds

df, objective_thresholds = find_confusion_matrix_per_thresholds(pipeline_binary, X, y,
↪ n_bins=10)
df.head(10)
```

[36]:
```
     true_pos_count  true_neg_count  true_positives  true_negatives  \
0.1               1             309             211             309
0.2               0              35             211             344
0.3               0               5             211             349
0.4               0               3             211             352
0.5               0               0             211             352
0.6               3               2             208             354
0.7               2               2             206             356
0.8               9               1             197             357
0.9              15               0             182             357
1.0             182               0               0             357

     false_positives  false_negatives               data_in_bins
0.1               48                1       [19, 20, 21, 37, 46]
0.2               13                1    [68, 92, 123, 133, 147]
0.3                8                1  [112, 157, 484, 491, 505]
0.4                5                1            [208, 340, 465]
0.5                5                1                         []
0.6                3                4    [40, 89, 128, 263, 297]
0.7                1                6         [13, 81, 385, 421]
0.8                0               15       [38, 41, 54, 73, 86]
0.9                0               30      [39, 44, 91, 99, 100]
1.0                0              212            [0, 1, 2, 3, 4]
```

[37]:
```
objective_thresholds
```

[37]:
```
{'accuracy': {'objective score': 0.9894551845342706, 'threshold value': 0.4},
 'balanced_accuracy': {'objective score': 0.9906387083135141,
  'threshold value': 0.4},
 'precision': {'objective score': 1.0, 'threshold value': 0.8},
 'f1': {'objective score': 0.9859813084112149, 'threshold value': 0.4}}
```

In the above results, the first dataframe contains the histograms for the actual positive and negative classes, indicated by `true_pos_count` and `true_neg_count`. The columns `true_positives`, `true_negatives`, `false_positives`, and `false_negatives` contain the confusion matrix information for the associated threshold, and the `data_in_bins` holds a random subset of row indices (both postive and negative) that belong in each bin. The index of the dataframe represents the associated threshold. For instance, at index `0.1`, there is 1 positive and 309 negative rows that fall between `[0.0, 0.1]`.

The returned `objective_thresholds` dictionary has the objective measure as the key, and the dictionary value associated contains both the best objective score and the threshold that results in the associated score.

4.7 Data Checks

EvalML provides data checks to help guide you in achieving the highest performing model. These utility functions help deal with problems such as overfitting, abnormal data, and missing data. These data checks can be found under `evalml/data_checks`. Below we will cover examples for each available data check in EvalML, as well as the `DefaultDataChecks` collection of data checks.

4.7.1 Missing Data

Missing data or rows with `NaN` values provide many challenges for machine learning pipelines. In the worst case, many algorithms simply will not run with missing data! EvalML pipelines contain imputation *components* to ensure that doesn't happen. Imputation works by approximating missing values with existing values. However, if a column contains a high number of missing values, a large percentage of the column would be approximated by a small percentage. This could potentially create a column without useful information for machine learning pipelines. By using `NullDataCheck`, EvalML will alert you to this potential problem by returning the columns that pass the missing values threshold.

[1]:
```
import numpy as np
import pandas as pd

from evalml.data_checks import NullDataCheck

X = pd.DataFrame([[1, 2, 3],
                  [0, 4, np.nan],
                  [1, 4, np.nan],
                  [9, 4, np.nan],
                  [8, 6, np.nan]])

null_check = NullDataCheck(pct_null_col_threshold=0.8, pct_null_row_threshold=0.8)
messages = null_check.validate(X)

errors = [message for message in messages if message['level'] == 'error']
warnings = [message for message in messages if message['level'] == 'warning']

for warning in warnings:
    print("Warning:", warning['message'])

for error in errors:
    print("Error:", error['message'])
```

```
Warning: Column(s) '2' are 80.0% or more null
```

4.7.2 Abnormal Data

EvalML provides a few data checks to check for abnormal data:

- `NoVarianceDataCheck`
- `ClassImbalanceDataCheck`
- `TargetLeakageDataCheck`
- `InvalidTargetDataCheck`
- `IDColumnsDataCheck`
- `OutliersDataCheck`

- HighVarianceCVDataCheck
- MulticollinearityDataCheck
- UniquenessDataCheck
- TargetDistributionDataCheck
- DateTimeFormatDataCheck
- TimeSeriesParametersDataCheck
- TimeSeriesSplittingDataCheck

Zero Variance

Data with zero variance indicates that all values are identical. If a feature has zero variance, it is not likely to be a useful feature. Similarly, if the target has zero variance, there is likely something wrong. NoVarianceDataCheck checks if the target or any feature has only one unique value and alerts you to any such columns.

[2]:
```
from evalml.data_checks import NoVarianceDataCheck
X = pd.DataFrame({"no var col": [0, 0, 0],
                  "good col":[0, 4, 1]})
y = pd.Series([1, 0, 1])
no_variance_data_check = NoVarianceDataCheck()
messages = no_variance_data_check.validate(X, y)

errors = [message for message in messages if message['level'] == 'error']
warnings = [message for message in messages if message['level'] == 'warning']

for warning in warnings:
    print("Warning:", warning['message'])

for error in errors:
    print("Error:", error['message'])
```

```
Error: 'no var col' has 1 unique value.
```

Note that you can set NaN to count as an unique value, but NoVarianceDataCheck will still return a warning if there is only one unique non-NaN value in a given column.

[3]:
```
from evalml.data_checks import NoVarianceDataCheck

X = pd.DataFrame({"no var col": [0, 0, 0],
                  "no var col with nan": [1, np.nan, 1],
                  "good col":[0, 4, 1]})
y = pd.Series([1, 0, 1])

no_variance_data_check = NoVarianceDataCheck(count_nan_as_value=True)
messages = no_variance_data_check.validate(X, y)

errors = [message for message in messages if message['level'] == 'error']
warnings = [message for message in messages if message['level'] == 'warning']

for warning in warnings:
    print("Warning:", warning['message'])

for error in errors:
    print("Error:", error['message'])
```

```
Warning: 'no var col with nan' has two unique values including nulls. Consider␣
↪encoding the nulls for this column to be useful for machine learning.
Error: 'no var col' has 1 unique value.
```

Class Imbalance

For classification problems, the distribution of examples across each class can vary. For small variations, this is normal and expected. However, when the number of examples for each class label is disproportionately biased or skewed towards a particular class (or classes), it can be difficult for machine learning models to predict well. In addition, having a low number of examples for a given class could mean that one or more of the CV folds generated for the training data could only have few or no examples from that class. This may cause the model to only predict the majority class and ultimately resulting in a poor-performant model.

`ClassImbalanceDataCheck` checks if the target labels are imbalanced beyond a specified threshold for a certain number of CV folds. It returns `DataCheckError` messages for any classes that have less samples than double the number of CV folds specified (since that indicates the likelihood of having at little to no samples of that class in a given fold), and `DataCheckWarning` messages for any classes that fall below the set threshold percentage.

[4]:
```
from evalml.data_checks import ClassImbalanceDataCheck

X = pd.DataFrame([[1, 2, 0, 1],
                  [4, 1, 9, 0],
                  [4, 4, 8, 3],
                  [9, 2, 7, 1]])
y = pd.Series([0, 1, 1, 1, 1])

class_imbalance_check = ClassImbalanceDataCheck(threshold=0.25, num_cv_folds=4)
messages = class_imbalance_check.validate(X, y)

errors = [message for message in messages if message['level'] == 'error']
warnings = [message for message in messages if message['level'] == 'warning']

for warning in warnings:
    print("Warning:", warning['message'])

for error in errors:
    print("Error:", error['message'])
```

```
Warning: The following labels fall below 25% of the target: [0]
Warning: The following labels in the target have severe class imbalance because they␣
↪fall under 25% of the target and have less than 100 samples: [0]
Error: The number of instances of these targets is less than 2 * the number of cross␣
↪folds = 8 instances: [0, 1]
```

Target Leakage

Target leakage, also known as data leakage, can occur when you train your model on a dataset that includes information that should not be available at the time of prediction. This causes the model to score suspiciously well, but perform poorly in production. `TargetLeakageDataCheck` checks for features that could potentially be "leaking" information by calculating the Pearson correlation coefficient between each feature and the target to warn users if there are features are highly correlated with the target. Currently, only numerical features are considered.

[5]:
```
from evalml.data_checks import TargetLeakageDataCheck
X = pd.DataFrame({'leak': [10, 42, 31, 51, 61],
```

(continues on next page)

(continued from previous page)

```
'x': [42, 54, 12, 64, 12],
'y': [12, 5, 13, 74, 24]})
y = pd.Series([10, 42, 31, 51, 40])

target_leakage_check = TargetLeakageDataCheck(pct_corr_threshold=0.8)
messages = target_leakage_check.validate(X, y)

errors = [message for message in messages if message['level'] == 'error']
warnings = [message for message in messages if message['level'] == 'warning']

for warning in warnings:
    print("Warning:", warning['message'])

for error in errors:
    print("Error:", error['message'])
```

```
Warning: Columns 'leak', 'x', 'y' are 80.0% or more correlated with the target
```

Invalid Target Data

The `InvalidTargetDataCheck` checks if the target data contains any missing or invalid values. Specifically:

- if any of the target values are missing, a `DataCheckError` message is returned
- if the specified problem type is a binary classification problem but there is more or less than two unique values in the target, a `DataCheckError` message is returned
- if binary classification target classes are numeric values not equal to {0, 1}, a `DataCheckError` message is returned because it can cause unpredictable behavior when passed to pipelines

[6]:
```
from evalml.data_checks import InvalidTargetDataCheck

X = pd.DataFrame({})
y = pd.Series([0, 1, None, None])

invalid_target_check = InvalidTargetDataCheck('binary', 'Log Loss Binary')
messages = invalid_target_check.validate(X, y)

errors = [message for message in messages if message['level'] == 'error']
warnings = [message for message in messages if message['level'] == 'warning']

for warning in warnings:
    print("Warning:", warning['message'])

for error in errors:
    print("Error:", error['message'])
```

```
Warning: Input target and features have different lengths
Warning: Input target and features have mismatched indices. Details will include the␣
↪first 10 mismatched indices.
Error: 2 row(s) (50.0%) of target values are null
```

ID Columns

ID columns in your dataset provide little to no benefit to a machine learning pipeline as the pipeline cannot extrapolate useful information from unique identifiers. Thus, `IDColumnsDataCheck` reminds you if these columns exists. In the given example, 'user_number' and 'id' columns are both identified as potentially being unique identifiers that should be removed.

[7]:
```
from evalml.data_checks import IDColumnsDataCheck

X = pd.DataFrame([[0, 53, 6325, 5],[1, 90, 6325, 10],[2, 90, 18, 20]], columns=['user_
↪number', 'cost', 'revenue', 'id'])

id_col_check = IDColumnsDataCheck(id_threshold=0.9)
messages = id_col_check.validate(X)

errors = [message for message in messages if message['level'] == 'error']
warnings = [message for message in messages if message['level'] == 'warning']

for warning in warnings:
    print("Warning:", warning['message'])

for error in errors:
    print("Error:", error['message'])
```

```
Warning: Columns 'id', 'user_number' are 90.0% or more likely to be an ID column
```

Multicollinearity

The `MulticollinearityDataCheck` data check is used in to detect if are any set of features that are likely to be multicollinear. Multicollinear features affect the performance of a model, but more importantly, it may greatly impact model interpretation. EvalML uses mutual information to determine collinearity.

[8]:
```
from evalml.data_checks import MulticollinearityDataCheck

y = pd.Series([1, 0, 2, 3, 4])
X = pd.DataFrame({'col_1': y,
                      'col_2': y * 3,
                      'col_3': ~y,
                      'col_4': y / 2,
                      'col_5': y + 1,
                      'not_collinear': [0, 1, 0, 0, 0]})

multi_check = MulticollinearityDataCheck(threshold=0.95)
messages = multi_check.validate(X)

errors = [message for message in messages if message['level'] == 'error']
warnings = [message for message in messages if message['level'] == 'warning']

for warning in warnings:
    print("Warning:", warning['message'])

for error in errors:
    print("Error:", error['message'])
```

```
Warning: Columns are likely to be correlated: [('col_1', 'col_2'), ('col_1', 'col_3'),
↪ ('col_1', 'col_4'), ('col_1', 'col_5'), ('col_2', 'col_3'), ('col_2', 'col_4'), (
↪'col_2', 'col_5'), ('col_3', 'col_4'), ('col_3', 'col_5'), ('col_4', 'col_5')]
```

Uniqueness

The `UniquenessDataCheck` is used to detect columns with either too unique or not unique enough values. For regression type problems, the data is checked for a lower limit of uniqueness. For multiclass type problems, the data is checked for an upper limit.

[9]:
```
import pandas as pd
from evalml.data_checks import UniquenessDataCheck

X = pd.DataFrame({'most_unique': [float(x) for x in range(10)],  # [0,1,2,3,4,5,6,7,8,
↪9]
                  'more_unique': [x % 5 for x in range(10)],  # [0,1,2,3,4,0,1,2,3,4]
                  'unique': [x % 3 for x in range(10)],  # [0,1,2,0,1,2,0,1,2,0]
                  'less_unique': [x % 2 for x in range(10)],  # [0,1,0,1,0,1,0,1,0,1]
                  'not_unique': [float(1) for x in range(10)]})  # [1,1,1,1,1,1,1,1,1,
↪1]

uniqueness_check = UniquenessDataCheck(problem_type="regression",
                                       threshold=.5)
messages = uniqueness_check.validate(X)

errors = [message for message in messages if message['level'] == 'error']
warnings = [message for message in messages if message['level'] == 'warning']

for warning in warnings:
    print("Warning:", warning['message'])

for error in errors:
    print("Error:", error['message'])
```

```
Warning: Input columns 'not_unique' for regression problem type are not unique enough.
```

Sparsity

The `SparsityDataCheck` is used to identify features that contain a sparsity of values.

[10]:
```
from evalml.data_checks import SparsityDataCheck

X = pd.DataFrame({'most_sparse': [float(x) for x in range(10)],  # [0,1,2,3,4,5,6,7,8,
↪9]
                  'more_sparse': [x % 5 for x in range(10)],     # [0,1,2,3,4,0,1,2,3,
↪4]
                  'sparse': [x % 3 for x in range(10)],          # [0,1,2,0,1,2,0,1,2,
↪0]
                  'less_sparse': [x % 2 for x in range(10)],     # [0,1,0,1,0,1,0,1,0,
↪1]
                  'not_sparse': [float(1) for x in range(10)]})  # [1,1,1,1,1,1,1,1,1,
↪1]


sparsity_check = SparsityDataCheck(problem_type="multiclass",
                                   threshold=.4,
                                   unique_count_threshold=3)
messages = sparsity_check.validate(X)

errors = [message for message in messages if message['level'] == 'error']
warnings = [message for message in messages if message['level'] == 'warning']
```

(continues on next page)

(continued from previous page)

```
for warning in warnings:
    print("Warning:", warning['message'])

for error in errors:
    print("Error:", error['message'])
```

```
Warning: Input columns ('most_sparse', 'more_sparse', 'sparse') for multiclass␣
↪problem type are too sparse.
```

Outliers

Outliers are observations that differ significantly from other observations in the same sample. Many machine learning pipelines suffer in performance if outliers are not dropped from the training set as they are not representative of the data. `OutliersDataCheck()` uses IQR to notify you if a sample can be considered an outlier.

Below we generate a random dataset with some outliers.

[11]:
```
data = np.tile(np.arange(10) * 0.01, (100, 10))
X = pd.DataFrame(data=data)

# generate some outliers in columns 3, 25, 55, and 72
X.iloc[0, 3] = -10000
X.iloc[3, 25] = 10000
X.iloc[5, 55] = 10000
X.iloc[10, 72] = -10000
```

We then utilize `OutliersDataCheck()` to rediscover these outliers.

[12]:
```
from evalml.data_checks import OutliersDataCheck

outliers_check = OutliersDataCheck()
messages = outliers_check.validate(X)

errors = [message for message in messages if message['level'] == 'error']
warnings = [message for message in messages if message['level'] == 'warning']

for warning in warnings:
    print("Warning:", warning['message'])

for error in errors:
    print("Error:", error['message'])
```

```
Warning: Column(s) '3', '25', '55', '72' are likely to have outlier data.
```

Target Distribution

Target data can come in a variety of distributions, such as Gaussian or Lognormal. When we work with machine learning models, we feed data into an estimator that learns from the training data provided. Sometimes the data can be significantly spread out with a long tail or outliers, which could lead to a lognormal distribution. This can cause machine learning model performance to suffer.

To help the estimators better understand the underlying relationships in the data between the features and the target, we can use the `TargetDistributionDataCheck` to identify such a distribution.

[13]:
```
from scipy.stats import lognorm
from evalml.data_checks import TargetDistributionDataCheck

data = np.tile(np.arange(10) * 0.01, (100, 10))
X = pd.DataFrame(data=data)
y = pd.Series(lognorm.rvs(s=0.4, loc=1, scale=1, size=100))

target_dist_check = TargetDistributionDataCheck()
messages = target_dist_check.validate(X, y)

errors = [message for message in messages if message['level'] == 'error']
warnings = [message for message in messages if message['level'] == 'warning']

for warning in warnings:
    print("Warning:", warning['message'])

for error in errors:
    print("Error:", error['message'])
```

```
Warning: Target may have a lognormal distribution.
```

Datetime Format

Datetime information is a necessary component of time series problems, but sometimes the data we deal with may contain flaws that make it impossible for time series models to work with them. For example, in order to identify a frequency in the datetime information there has to be equal interval spacing between data points i.e. January 1, 2021, January 3, 2021, January 5, 2021, ...etc which are separated by two days. If instead there are random jumps in the datetime data i.e. January 1, 2021, January 3, 2021, January 12, 2021, then a frequency can't be inferred. Another common issue with time series models are that they can't handle datetime information that isn't properly sorted. Datetime values that aren't monotonically increasing (sorted in ascending order) will encounter this issue and their frequency cannot be inferred.

To make it easy to verify that the datetime column you're working with is properly spaced and sorted, we can leverage the `DatetimeFormatDataCheck`. When initializing the data check, pass in the name of the column that contains your datetime information (or pass in "index" if it's found in either your X or y indices).

[14]:
```
from evalml.data_checks import DateTimeFormatDataCheck

X = pd.DataFrame(pd.date_range("January 1, 2021", periods=8, freq='2D'), columns=[
↪"dates"])
y = pd.Series([1, 2, 4, 2, 1, 2, 3, 1])

# Replaces the last entry with January 16th instead of January 15th
# so that the data is no longer evenly spaced.
X.iloc[7] = "January 16, 2021"
```

(continues on next page)

(continued from previous page)

```
datetime_format_check = DateTimeFormatDataCheck(datetime_column="dates")
messages = datetime_format_check.validate(X, y)

errors = [message for message in messages if message['level'] == 'error']
warnings = [message for message in messages if message['level'] == 'warning']

for warning in warnings:
    print("Warning:", warning['message'])

for error in errors:
    print("Error:", error['message'])

print("--------------------------------")

# Reverses the order of the index datetime values to be decreasing.
X = X[::-1]
messages = datetime_format_check.validate(X, y)

errors = [message for message in messages if message['level'] == 'error']
warnings = [message for message in messages if message['level'] == 'warning']

for warning in warnings:
    print("Warning:", warning['message'])

for error in errors:
    print("Error:", error['message'])
```

```
Error: No frequency could be detected in dates, possibly due to uneven intervals.
--------------------------------
Error: No frequency could be detected in dates, possibly due to uneven intervals.
Error: Datetime values must be sorted in ascending order.
```

Time Series Parameters

In order to support time series problem types in AutoML, certain conditions have to be met. - The parameters `gap`, `max_delay`, `forecast_horizon`, and `time_index` have to be passed in to `problem_configuration`. - The values of `gap`, `max_delay`, `forecast_horizon` have to be appropriate for the size of the data.

For point 2 above, this means that the window size (as defined by `gap` + `max_delay` + `forecast_horizon`) has to be less than the number of observations in the data divided by the number of splits + 1. For example, with 100 observations and 3 splits, the split size would be 25. This means that the window size has to be less than 25.

[15]:
```
from evalml.data_checks import TimeSeriesParametersDataCheck

X = pd.DataFrame(pd.date_range("1/1/21", periods=100), columns=["dates"])
y = pd.Series([i % 2 for i in range(100)])

problem_config = {"gap": 1, "max_delay": 23, "forecast_horizon": 1, "time_index":
↪"dates"}

# With 3 splits, the split size will be 25 (100/3+1)
# Since gap + max_delay + forecast_horizon is 25, this will
# throw an error for window size.
ts_params_data_check = TimeSeriesParametersDataCheck(problem_configuration=problem_
↪config,
                                                     n_splits=3)
```

(continues on next page)

(continued from previous page)

```
messages = ts_params_data_check.validate(X, y)

errors = [message for message in messages if message['level'] == 'error']
warnings = [message for message in messages if message['level'] == 'warning']

for warning in warnings:
    print("Warning:", warning['message'])

for error in errors:
    print("Error:", error['message'])
```

```
Error: Since the data has 100 observations and n_splits=3, the smallest split would␣
↪have 25 observations. Since 25 (gap + max_delay + forecast_horizon) >= 25, then at␣
↪least one of the splits would be empty by the time it reaches the pipeline. Please␣
↪use a smaller number of splits, reduce one or more these parameters, or collect␣
↪more data.
```

Time Series Splitting

Due to the nature of time series data, splitting cannot involve shuffling and has to be done in a sequential manner. This means splitting the data into `n_splits` + 1 different sections and increasing the size of the training data by the split size every iteration while keeping the test size equal to the split size.

For every split in the data, the training and validation segments must contain target data that has an example of every class found in the entire target set for time series binary and time series multiclass problems. The reason for this is that many classification machine learning models run into issues if they're trained on data that doesn't contain an instance of a class but then the model is expected to be able to predict for it. For example, with 3 splits and a split size of 25, this means that every training/validation split: (0:25)/(25:50), (0:50)/(50:75), (0:75)/(75:100) must contain at least one instance of all unique target classes in the training and validation set. - At least one instance of both classes in a time series binary problem. - At least one instance of all classes in a time series multiclass problem.

[16]:
```
from evalml.data_checks import TimeSeriesSplittingDataCheck

X = None
y = pd.Series([0 if i < 50 else i % 2 for i in range(100)])

ts_splitting_check = TimeSeriesSplittingDataCheck("time series binary", 3)
messages = ts_splitting_check.validate(X, y)

errors = [message for message in messages if message['level'] == 'error']
warnings = [message for message in messages if message['level'] == 'warning']

for warning in warnings:
    print("Warning:", warning['message'])

for error in errors:
    print("Error:", error['message'])
```

```
Error: Time Series Binary and Time Series Multiclass problem types require every␣
↪training and validation split to have at least one instance of all the target␣
↪classes. The following splits are invalid: [1, 2]
```

4.7.3 Data Check Messages

Each data check's `validate` method returns a list of `DataCheckMessage` objects indicating warnings or errors found; warnings are stored as a `DataCheckWarning` object (*API reference*) and errors are stored as a `DataCheckError` object (*API reference*). You can filter the messages returned by a data check by checking for the type of message returned. Below, `NoVarianceDataCheck` returns a list containing a `DataCheckWarning` and a `DataCheckError` message. We can determine which is which by checking the type of each message.

[17]:
```
from evalml.data_checks import NoVarianceDataCheck, DataCheckError, DataCheckWarning

X = pd.DataFrame({"no var col": [0, 0, 0],
                  "no var col with nan": [1, np.nan, 1],
                  "good col":[0, 4, 1]})
y = pd.Series([1, 0, 1])

no_variance_data_check = NoVarianceDataCheck(count_nan_as_value=True)
messages = no_variance_data_check.validate(X, y)

errors = [message for message in messages if message['level'] == 'error']
warnings = [message for message in messages if message['level'] == 'warning']

for warning in warnings:
    print("Warning:", warning['message'])

for error in errors:
    print("Error:", error['message'])
```

```
Warning: 'no var col with nan' has two unique values including nulls. Consider␣
↪encoding the nulls for this column to be useful for machine learning.
Error: 'no var col' has 1 unique value.
```

4.7.4 Writing Your Own Data Check

If you would prefer to write your own data check, you can do so by extending the `DataCheck` class and implementing the `validate(self, X, y)` class method. Below, we've created a new `DataCheck`, `ZeroVarianceDataCheck`, which is similar to `NoVarianceDataCheck` defined in `EvalML`. The `validate(self, X, y)` method should return a dictionary with 'warnings' and 'errors' as keys mapping to list of warnings and errors, respectively.

[18]:
```
from evalml.data_checks import DataCheck

class ZeroVarianceDataCheck(DataCheck):
    def validate(self, X, y):
        messages = []
        if not isinstance(X, pd.DataFrame):
            X = pd.DataFrame(X)
        warning_msg = "Column '{}' has zero variance"
        messages.extend([DataCheckError(warning_msg.format(column), self.name) for␣
↪column in X.columns if len(X[column].unique()) == 1])
        return messages
```

4.7.5 Defining Collections of Data Checks

For convenience, EvalML provides a `DataChecks` class to represent a collection of data checks. We will go over `DefaultDataChecks` (*API reference*), a collection defined to check for some of the most common data issues.

Default Data Checks

`DefaultDataChecks` is a collection of data checks defined to check for some of the most common data issues. They include:

- `NullDataCheck`
- `IDColumnsDataCheck`
- `TargetLeakageDataCheck`
- `InvalidTargetDataCheck`
- `TargetDistributionDataCheck` (for regression problem types)
- `ClassImbalanceDataCheck` (for classification problem types)
- `NoVarianceDataCheck`
- `DateTimeNaNDataCheck`
- `NaturalLanguageNaNDataCheck`
- `DateTimeFormatDataCheck` (for time series problem types)
- `TimeSeriesParametersDataCheck` (for time series problem types)
- `TimeSeriesSplittingDataCheck` (for time series classification problem types)

4.7.6 Writing Your Own Collection of Data Checks

If you would prefer to create your own collection of data checks, you could either write your own data checks class by extending the `DataChecks` class and setting the `self.data_checks` attribute to the list of `DataCheck` classes or objects, or you could pass that list of data checks to the constructor of the `DataChecks` class. Below, we create two identical collections of data checks using the two different methods.

[19]:
```
# Create a subclass of `DataChecks`
from evalml.data_checks import DataChecks, NullDataCheck, InvalidTargetDataCheck,␣
↪NoVarianceDataCheck, ClassImbalanceDataCheck, TargetLeakageDataCheck
from evalml.problem_types import ProblemTypes, handle_problem_types

class MyCustomDataChecks(DataChecks):

    data_checks = [NullDataCheck, InvalidTargetDataCheck, NoVarianceDataCheck,␣
↪TargetLeakageDataCheck]

    def __init__(self, problem_type, objective):
        """
        A collection of basic data checks.
        Args:
            problem_type (str): The problem type that is being validated. Can be␣
↪regression, binary, or multiclass.
        """
        if handle_problem_types(problem_type) == ProblemTypes.REGRESSION:
```

(continues on next page)

(continued from previous page)

```
            super().__init__(self.data_checks,
                             data_check_params={"InvalidTargetDataCheck": {"problem_
↪type": problem_type,
                                                                           "objective
↪": objective}})
        else:
            super().__init__(self.data_checks + [ClassImbalanceDataCheck],
                             data_check_params={"InvalidTargetDataCheck": {"problem_
↪type": problem_type,
                                                                           "objective
↪": objective}})


custom_data_checks = MyCustomDataChecks(problem_type=ProblemTypes.REGRESSION,␣
↪objective="R2")
for data_check in custom_data_checks.data_checks:
    print(data_check.name)
```

```
NullDataCheck
InvalidTargetDataCheck
NoVarianceDataCheck
TargetLeakageDataCheck
```

[20]:
```
# Pass list of data checks to the `data_checks` parameter of DataChecks
same_custom_data_checks = DataChecks(data_checks=[NullDataCheck,␣
↪InvalidTargetDataCheck, NoVarianceDataCheck, TargetLeakageDataCheck],
                                     data_check_params={"InvalidTargetDataCheck": {
↪"problem_type": ProblemTypes.REGRESSION,

↪"objective": "R2"}})
for data_check in custom_data_checks.data_checks:
    print(data_check.name)
```

```
NullDataCheck
InvalidTargetDataCheck
NoVarianceDataCheck
TargetLeakageDataCheck
```

4.8 Understanding Data Check Actions

EvalML streamlines the creation and implementation of machine learning models for tabular data. One of the many features it offers is data checks, which help determine the health of our data before we train a model on it. These data checks have associated actions with them and will be shown in this notebook. In our default data checks, we have the following checks:

- `NullDataCheck`: Checks whether the rows or columns are null or highly null
- `IDColumnsDataCheck`: Checks for columns that could be ID columns
- `TargetLeakageDataCheck`: Checks if any of the input features have high association with the targets
- `InvalidTargetDataCheck`: Checks if there are null or other invalid values in the target
- `NoVarianceDataCheck`: Checks if either the target or any features have no variance
- `NaturalLanguageNaNDataCheck`: Checks if any natural language columns have missing data
- `DateTimeNaNDataCheck`: Checks if any datetime columns have missing data

EvalML has additional data checks that can be seen here, with usage examples here. Below, we will walk through usage of EvalML's default data checks and actions.

First, we import the necessary requirements to demonstrate these checks.

[1]:
```
import woodwork as ww
import pandas as pd
from evalml import AutoMLSearch
from evalml.demos import load_fraud
from evalml.preprocessing import split_data
```

Let's look at the input feature data. EvalML uses the Woodwork library to represent this data. The demo data that EvalML returns is a Woodwork DataTable and DataColumn.

[2]:
```
X, y = load_fraud(n_rows=1500)
X.head()
```

```
             Number of Features
Boolean                       1
Categorical                   6
Numeric                       5

Number of training examples: 1500
Targets
False    86.60%
True     13.40%
Name: fraud, dtype: object
```

[2]:
```
    card_id  store_id            datetime  amount currency  customer_present  \
id
0     32261      8516 2019-01-01 00:12:26   24900      CUC              True
1     16434      8516 2019-01-01 09:42:03   15789      MYR             False
2     23468      8516 2019-04-17 08:17:01    1883      AUD             False
3     14364      8516 2019-01-30 11:54:30   82120      KRW              True
4     29407      8516 2019-05-01 17:59:36   25745      MUR              True

   expiration_date          provider       lat       lng            region  \
id
0            08/24        Mastercard  38.58894 -89.99038  Fairview Heights
1            11/21          Discover  38.58894 -89.99038  Fairview Heights
2            09/27          Discover  38.58894 -89.99038  Fairview Heights
3            09/20      JCB 16 digit  38.58894 -89.99038  Fairview Heights
4            09/22  American Express  38.58894 -89.99038  Fairview Heights

   country
id
0       US
1       US
2       US
3       US
4       US
```

4.8.1 Adding noise and unclean data

This data is already clean and compatible with EvalML's `AutoMLSearch`. In order to demonstrate EvalML default data checks, we will add the following:

- A column of mostly null values (<0.5% non-null)
- A column with low/no variance
- A row of null values
- A missing target value

We will add the first two columns to the whole dataset and we will only add the last two to the training data. Note: these only represent some of the scenarios that EvalML default data checks can catch.

[3]:
```
# add a column with no variance in the data
X['no_variance'] = [1 for _ in range(X.shape[0])]

# add a column with >99.5% null values
X['mostly_nulls'] = [None] * (X.shape[0] - 5) + [i for i in range(5)]

# since we changed the data, let's reinitialize the woodwork datatable
X.ww.init()
# let's split some training and validation data
X_train, X_valid, y_train, y_valid = split_data(X, y, problem_type='binary')
```

[4]:
```
# let's copy the datetime at row 1 for future use
date = X_train.iloc[1]['datetime']

# make row 1 all nan values
X_train.iloc[1] = [None] * X_train.shape[1]

# make one of the target values null
y_train[990] = None

X_train.ww.init()
y_train = ww.init_series(y_train)
# Let's take another look at the new X_train data
X_train
```

[4]:
```
      card_id  store_id            datetime   amount currency  \
id
872   15492.0    2868.0 2019-08-03 02:50:04  80719.0      HNL
1477      NaN       NaN                 NaT      NaN      NaN
158   22440.0    6813.0 2019-07-12 11:07:25   1849.0      SEK
808    8096.0    8096.0 2019-06-11 21:33:36  41358.0      MOP
336   33270.0    1529.0 2019-03-23 21:44:00  32594.0      CUC
...       ...       ...                 ...      ...      ...
339    8484.0    5358.0 2019-01-10 07:47:28  89503.0      GMD
1383  17565.0    3929.0 2019-01-15 01:11:02  14264.0      DKK
893     108.0      44.0 2019-05-17 00:53:39  93218.0      SLL
385   29983.0     152.0 2019-06-09 06:50:29  41105.0      RWF
1074  26197.0    4927.0 2019-05-22 15:57:27  50481.0      MNT

     customer_present expiration_date          provider       lat        lng  \
id
872              True           08/27  American Express   5.47090  100.24529
1477              NaN             NaN               NaN       NaN        NaN
```

(continues on next page)

(continued from previous page)

```
158              True           09/20  American Express  26.26490   81.54855
808              True           04/29     VISA 13 digit  59.37722   28.19028
336             False           04/22        Mastercard  51.39323    0.47713
...               ...             ...               ...       ...        ...
339             False           11/24           Maestro  47.30997    8.52462
1383             True           06/20     VISA 13 digit  50.72043   11.34046
893              True           12/24      JCB 16 digit  15.72892  120.57224
385             False           07/20      JCB 16 digit  -6.80000   39.25000
1074            False           05/26      JCB 15 digit  41.00510  -73.78458

             region country  no_variance  mostly_nulls
id
872   Batu Feringgi      MY          1.0           NaN
1477            NaN     NaN          NaN           NaN
158            Jais      IN          1.0           NaN
808           Narva      EE          1.0           NaN
336          Strood      GB          1.0           NaN
...             ...     ...          ...           ...
339        Adliswil      CH          1.0           NaN
1383     Rudolstadt      DE          1.0           NaN
893          Burgos      PH          1.0           NaN
385        Magomeni      TZ          1.0           NaN
1074      Scarsdale      US          1.0           NaN

[1200 rows x 14 columns]
```

If we call `AutoMLSearch.search()` on this data, the search will fail due to the columns and issues we've added above. Note: we use a try/except here to catch the resulting ValueError that AutoMLSearch raises.

[5]:
```
automl = AutoMLSearch(X_train=X_train, y_train=y_train, problem_type='binary')
try:
    automl.search()
except ValueError as e:
    # to make the error message more distinct
    print("=" * 80, "\n")
    print("Search errored out! Message received is: {}".format(e))
    print("=" * 80, "\n")
```

```
================================================================================

Search errored out! Message received is: Input contains NaN, infinity or a value too␣
↪large for dtype('float64').
================================================================================
```

We can use the `search_iterative()` function provided in EvalML to determine what potential health issues our data has. We can see that this search_iterative function is a public method available through `evalml.automl` and is different from the search function of the `AutoMLSearch` class in EvalML. This `search_iterative()` function allows us to run the default data checks on the data, and, if there are no errors, automatically runs `AutoMLSearch.search()`.

[6]:
```
from evalml.automl import search_iterative
automl, messages = search_iterative(X_train, y_train, problem_type='binary')
automl, messages
```

[6]:
```
(None,
 [{'message': '1 out of 1200 rows are 95.0% or more null',
```

(continues on next page)

(continued from previous page)

```
   'data_check_name': 'NullDataCheck',
   'level': 'warning',
   'details': {'columns': None,
    'rows': [1477],
    'pct_null_cols': id
    1477    1.0
    dtype: float64},
   'code': 'HIGHLY_NULL_ROWS',
   'action_options': [{'code': 'DROP_ROWS',
     'data_check_name': 'NullDataCheck',
     'metadata': {'columns': None, 'rows': [1477]},
     'parameters': {}}]},
  {'message': "Column(s) 'mostly_nulls' are 95.0% or more null",
   'data_check_name': 'NullDataCheck',
   'level': 'warning',
   'details': {'columns': ['mostly_nulls'],
    'rows': None,
    'pct_null_rows': {'mostly_nulls': 0.9966666666666667}},
   'code': 'HIGHLY_NULL_COLS',
   'action_options': [{'code': 'DROP_COL',
     'data_check_name': 'NullDataCheck',
     'metadata': {'columns': ['mostly_nulls'], 'rows': None},
     'parameters': {}}]},
  {'message': "Column(s) 'card_id', 'store_id', 'amount', 'currency', 'customer_
↪present', 'expiration_date', 'provider', 'lat', 'lng', 'region', 'country', 'no_
↪variance' have null values",
   'data_check_name': 'NullDataCheck',
   'level': 'warning',
   'details': {'columns': ['card_id',
     'store_id',
     'amount',
     'currency',
     'customer_present',
     'expiration_date',
     'provider',
     'lat',
     'lng',
     'region',
     'country',
     'no_variance'],
    'rows': None},
   'code': 'COLS_WITH_NULL',
   'action_options': [{'code': 'IMPUTE_COL',
     'data_check_name': 'NullDataCheck',
     'metadata': {'columns': ['card_id',
       'store_id',
       'amount',
       'currency',
       'customer_present',
       'expiration_date',
       'provider',
       'lat',
       'lng',
       'region',
       'country',
       'no_variance'],
      'rows': None,
```

(continues on next page)

(continued from previous page)

```
     'is_target': False},
    'parameters': {'impute_strategies': {'parameter_type': 'column',
      'columns': {'card_id': {'impute_strategy': {'categories': ['mean',
          'most_frequent'],
        'type': 'category',
        'default_value': 'mean'}},
       'store_id': {'impute_strategy': {'categories': ['mean',
          'most_frequent'],
        'type': 'category',
        'default_value': 'mean'}},
       'amount': {'impute_strategy': {'categories': ['mean', 'most_frequent'],
        'type': 'category',
        'default_value': 'mean'}},
       'currency': {'impute_strategy': {'categories': ['most_frequent'],
        'type': 'category',
        'default_value': 'most_frequent'}},
       'customer_present': {'impute_strategy': {'categories': ['most_frequent'],
        'type': 'category',
        'default_value': 'most_frequent'}},
       'expiration_date': {'impute_strategy': {'categories': ['most_frequent'],
        'type': 'category',
        'default_value': 'most_frequent'}},
       'provider': {'impute_strategy': {'categories': ['most_frequent'],
        'type': 'category',
        'default_value': 'most_frequent'}},
       'lat': {'impute_strategy': {'categories': ['mean', 'most_frequent'],
        'type': 'category',
        'default_value': 'mean'}},
       'lng': {'impute_strategy': {'categories': ['mean', 'most_frequent'],
        'type': 'category',
        'default_value': 'mean'}},
       'region': {'impute_strategy': {'categories': ['most_frequent'],
        'type': 'category',
        'default_value': 'most_frequent'}},
       'country': {'impute_strategy': {'categories': ['most_frequent'],
        'type': 'category',
        'default_value': 'most_frequent'}},
       'no_variance': {'impute_strategy': {'categories': ['mean',
          'most_frequent'],
        'type': 'category',
        'default_value': 'mean'}}}}}}]},
 {'message': '1 row(s) (0.08333333333333334%) of target values are null',
  'data_check_name': 'InvalidTargetDataCheck',
  'level': 'error',
  'details': {'columns': None,
   'rows': None,
   'num_null_rows': 1,
   'pct_null_rows': 0.08333333333333334},
  'code': 'TARGET_HAS_NULL',
  'action_options': [{'code': 'IMPUTE_COL',
    'data_check_name': 'InvalidTargetDataCheck',
    'metadata': {'columns': None, 'rows': None, 'is_target': True},
    'parameters': {'impute_strategy': {'parameter_type': 'global',
      'type': 'category',
      'categories': ['most_frequent'],
      'default_value': 'most_frequent'}}}]},
 {'message': "'no_variance' has 1 unique value.",
```

(continues on next page)

(continued from previous page)

```
   'data_check_name': 'NoVarianceDataCheck',
   'level': 'error',
   'details': {'columns': ['no_variance'], 'rows': None},
   'code': 'NO_VARIANCE',
   'action_options': [{'code': 'DROP_COL',
     'data_check_name': 'NoVarianceDataCheck',
     'metadata': {'columns': ['no_variance'], 'rows': None},
     'parameters': {}}]},
  {'message': 'Input datetime column(s) (datetime) contains NaN values. Please impute␣
↪NaN values or drop these rows or columns.',
   'data_check_name': 'DateTimeNaNDataCheck',
   'level': 'error',
   'details': {'columns': ['datetime'], 'rows': None},
   'code': 'DATETIME_HAS_NAN',
   'action_options': []}])
```

The return value of the `search_iterative` function above is a tuple. The first element is the `AutoMLSearch` object if it runs (and `None` otherwise), and the second element is a dictionary of potential warnings and errors that the default data checks find on the passed-in `X` and `y` data. In this dictionary, warnings are suggestions that the data checks give that can useful to address to make the search better but will not break `AutoMLSearch`. On the flip side, errors indicate issues that will break `AutoMLSearch` and need to be addressed by the user.

Above, we can see that there were errors so search did not automatically run.

4.8.2 Addressing warnings and errors

We can automatically address the warnings and errors returned by `search_iterative` by using `make_pipeline_from_actions`, a utility method that creates a pipeline that will automatically clean up our data. We just need to pass this method `DataCheckAction` objects and our problem type.

[7]:
```
# Each data check message may return a list of the dictionary version of each action␣
↪that can be taken to clean up the data
action_options = []
for message in messages:
    action_options.extend([option for option in message["action_options"]])

action_options
```

[7]:
```
[{'code': 'DROP_ROWS',
  'data_check_name': 'NullDataCheck',
  'metadata': {'columns': None, 'rows': [1477]},
  'parameters': {}},
 {'code': 'DROP_COL',
  'data_check_name': 'NullDataCheck',
  'metadata': {'columns': ['mostly_nulls'], 'rows': None},
  'parameters': {}},
 {'code': 'IMPUTE_COL',
  'data_check_name': 'NullDataCheck',
  'metadata': {'columns': ['card_id',
    'store_id',
    'amount',
    'currency',
    'customer_present',
    'expiration_date',
    'provider',
    'lat',
```

(continues on next page)

(continued from previous page)

```
    'lng',
    'region',
    'country',
    'no_variance'],
   'rows': None,
   'is_target': False},
  'parameters': {'impute_strategies': {'parameter_type': 'column',
    'columns': {'card_id': {'impute_strategy': {'categories': ['mean',
        'most_frequent'],
      'type': 'category',
      'default_value': 'mean'}},
     'store_id': {'impute_strategy': {'categories': ['mean', 'most_frequent'],
      'type': 'category',
      'default_value': 'mean'}},
     'amount': {'impute_strategy': {'categories': ['mean', 'most_frequent'],
      'type': 'category',
      'default_value': 'mean'}},
     'currency': {'impute_strategy': {'categories': ['most_frequent'],
      'type': 'category',
      'default_value': 'most_frequent'}},
     'customer_present': {'impute_strategy': {'categories': ['most_frequent'],
      'type': 'category',
      'default_value': 'most_frequent'}},
     'expiration_date': {'impute_strategy': {'categories': ['most_frequent'],
      'type': 'category',
      'default_value': 'most_frequent'}},
     'provider': {'impute_strategy': {'categories': ['most_frequent'],
      'type': 'category',
      'default_value': 'most_frequent'}},
     'lat': {'impute_strategy': {'categories': ['mean', 'most_frequent'],
      'type': 'category',
      'default_value': 'mean'}},
     'lng': {'impute_strategy': {'categories': ['mean', 'most_frequent'],
      'type': 'category',
      'default_value': 'mean'}},
     'region': {'impute_strategy': {'categories': ['most_frequent'],
      'type': 'category',
      'default_value': 'most_frequent'}},
     'country': {'impute_strategy': {'categories': ['most_frequent'],
      'type': 'category',
      'default_value': 'most_frequent'}},
     'no_variance': {'impute_strategy': {'categories': ['mean',
        'most_frequent'],
      'type': 'category',
      'default_value': 'mean'}}}}}},
 {'code': 'IMPUTE_COL',
  'data_check_name': 'InvalidTargetDataCheck',
  'metadata': {'columns': None, 'rows': None, 'is_target': True},
  'parameters': {'impute_strategy': {'parameter_type': 'global',
    'type': 'category',
    'categories': ['most_frequent'],
    'default_value': 'most_frequent'}}},
 {'code': 'DROP_COL',
  'data_check_name': 'NoVarianceDataCheck',
  'metadata': {'columns': ['no_variance'], 'rows': None},
  'parameters': {}}]
```

[8]:
```
from evalml.pipelines.utils import make_pipeline_from_actions, get_actions_from_
↪option_defaults
from evalml.data_checks import DataCheckActionOption

# Convert dictionary form of actions returned from data check output dictionary as␣
↪DataCheckAction objects
actions = [
        DataCheckActionOption.convert_dict_to_option(action)
        for action in action_options
]

actions = get_actions_from_option_defaults(actions)

actions_pipeline = make_pipeline_from_actions("binary", actions)
actions_pipeline.fit(X_train, y_train)
X_train_cleaned, y_train_cleaned = actions_pipeline.transform(X_train, y_train)
print("The new length of X_train is {} and y_train is {}".format(len(X_train_cleaned),
↪len(X_train_cleaned)))
```

```
The new length of X_train is 1199 and y_train is 1199
```

Now, we can run `search_iterative` to completion.

[9]:
```
results_cleaned = search_iterative(X_train_cleaned, y_train_cleaned, problem_type=
↪'binary')
```

```
        High coefficient of variation (cv >= 0.5) within cross validation scores.
        Decision Tree Classifier w/ Label Encoder + DateTime Featurizer + Imputer +␣
↪One Hot Encoder + Oversampler may not perform as estimated on unseen data.
```

Note that this time, we get an `AutoMLSearch` object returned to us as the first element of the tuple. We can use and inspect the `AutoMLSearch` object as needed.

[10]:
```
automl_object = results_cleaned[0]
automl_object.rankings
```

[10]:
```
   id                                     pipeline_name  search_order  \
0   3  XGBoost Classifier w/ Label Encoder + DateTime...             3
1   6  Random Forest Classifier w/ Label Encoder + Da...             6
2   4  LightGBM Classifier w/ Label Encoder + DateTim...             4
3   8  Extra Trees Classifier w/ Label Encoder + Date...             8
4   1  Elastic Net Classifier w/ Label Encoder + Date...             1
5   2  Logistic Regression Classifier w/ Label Encode...             2
6   5  CatBoost Classifier w/ Label Encoder + DateTim...             5
7   7  Decision Tree Classifier w/ Label Encoder + Da...             7
8   0       Mode Baseline Binary Classification Pipeline             0

   mean_cv_score  standard_deviation_cv_score  validation_score  \
0       0.246143                     0.040849          0.246143
1       0.269118                     0.007188          0.269118
2       0.343009                     0.059643          0.343009
3       0.356543                     0.006981          0.356543
4       0.390674                     0.022512          0.390674
5       0.393342                     0.022323          0.393342
6       0.546942                     0.001789          0.546942
7       1.094903                     0.411451          1.094903
8       4.637776                     0.043230          4.637776

   percent_better_than_baseline  high_variance_cv  \
```

(continues on next page)

(continued from previous page)

```
0                     94.692653             False
1                     94.197251             False
2                     92.604012             False
3                     92.312192             False
4                     91.576270             False
5                     91.518737             False
6                     88.206800             False
7                     76.391644              True
8                      0.000000             False

                                          parameters
0  {'Label Encoder': {'positive_label': None}, 'D...
1  {'Label Encoder': {'positive_label': None}, 'D...
2  {'Label Encoder': {'positive_label': None}, 'D...
3  {'Label Encoder': {'positive_label': None}, 'D...
4  {'Label Encoder': {'positive_label': None}, 'D...
5  {'Label Encoder': {'positive_label': None}, 'D...
6  {'Label Encoder': {'positive_label': None}, 'D...
7  {'Label Encoder': {'positive_label': None}, 'D...
8  {'Label Encoder': {'positive_label': None}, 'B...
```

If we check the second element in the tuple, we can see that there are no longer any warnings or errors detected!

[11]:
```
data_check_results = results_cleaned[1]
data_check_results
```

[11]:
```
[]
```

4.8.3 Only addressing DataCheck errors

Previously, we used `make_pipeline_from_actions` to address all of the warnings and errors returned by `search_iterative`. We will now show how we can also manually address errors to allow AutoMLSearch to run, and how ignoring warnings will come at the expense of performance.

We can print out the errors first to make it easier to read, and then we'll create new features and targets from the original training data.

[12]:
```
errors = [message for message in messages if message['level'] == 'error']
errors
```

[12]:
```
[{'message': '1 row(s) (0.08333333333333334%) of target values are null',
  'data_check_name': 'InvalidTargetDataCheck',
  'level': 'error',
  'details': {'columns': None,
   'rows': None,
   'num_null_rows': 1,
   'pct_null_rows': 0.08333333333333334},
  'code': 'TARGET_HAS_NULL',
  'action_options': [{'code': 'IMPUTE_COL',
    'data_check_name': 'InvalidTargetDataCheck',
    'metadata': {'columns': None, 'rows': None, 'is_target': True},
    'parameters': {'impute_strategy': {'parameter_type': 'global',
      'type': 'category',
      'categories': ['most_frequent'],
      'default_value': 'most_frequent'}}}]},
 {'message': "'no_variance' has 1 unique value.",
```

(continues on next page)

(continued from previous page)

```
  'data_check_name': 'NoVarianceDataCheck',
  'level': 'error',
  'details': {'columns': ['no_variance'], 'rows': None},
  'code': 'NO_VARIANCE',
  'action_options': [{'code': 'DROP_COL',
    'data_check_name': 'NoVarianceDataCheck',
    'metadata': {'columns': ['no_variance'], 'rows': None},
    'parameters': {}}]},
 {'message': 'Input datetime column(s) (datetime) contains NaN values. Please impute␣
↪NaN values or drop these rows or columns.',
  'data_check_name': 'DateTimeNaNDataCheck',
  'level': 'error',
  'details': {'columns': ['datetime'], 'rows': None},
  'code': 'DATETIME_HAS_NAN',
  'action_options': []}]
```

[13]:
```
# copy the DataTables to new variables
X_train_no_errors = X_train.copy()
y_train_no_errors = y_train.copy()

# We address the errors by looking at the resulting dictionary errors listed

# first, let's address the `TARGET_HAS_NULL` error
y_train_no_errors.fillna(False, inplace=True)

# here, we address the `NO_VARIANCE` error
X_train_no_errors.drop("no_variance", axis=1, inplace=True)

# lastly, we address the `DATETIME_HAS_NAN` error with the date we had saved earlier
X_train_no_errors.iloc[1, 2] = date

# let's reinitialize the Woodwork DataTable
X_train_no_errors.ww.init()
X_train_no_errors.head()
```

[13]:
```
      card_id  store_id            datetime   amount currency  \
id
872   15492.0    2868.0 2019-08-03 02:50:04  80719.0      HNL
1477      NaN       NaN 2019-08-05 21:05:57      NaN      NaN
158   22440.0    6813.0 2019-07-12 11:07:25   1849.0      SEK
808    8096.0    8096.0 2019-06-11 21:33:36  41358.0      MOP
336   33270.0    1529.0 2019-03-23 21:44:00  32594.0      CUC

     customer_present expiration_date          provider       lat        lng  \
id
872              True           08/27  American Express   5.47090  100.24529
1477              NaN             NaN               NaN       NaN        NaN
158              True           09/20  American Express  26.26490   81.54855
808              True           04/29     VISA 13 digit  59.37722   28.19028
336             False           04/22        Mastercard  51.39323    0.47713

             region country  mostly_nulls
id
872   Batu Feringgi      MY           NaN
1477            NaN     NaN           NaN
158            Jais      IN           NaN
808           Narva      EE           NaN
```

(continues on next page)

(continued from previous page)

```
336          Strood      GB           NaN
```

We can now run search on `X_train_no_errors` and `y_train_no_errors`. Note that the search here doesn't fail since we addressed the errors, but there will still exist warnings in the returned tuple. This search allows the `mostly_nulls` column to remain in the features during search.

[14]:
```
results_no_errors = search_iterative(X_train_no_errors, y_train_no_errors, problem_
↪type='binary')
results_no_errors
```

```
        High coefficient of variation (cv >= 0.5) within cross validation scores.
        Decision Tree Classifier w/ Label Encoder + DateTime Featurizer + Imputer +␣
↪One Hot Encoder + Oversampler may not perform as estimated on unseen data.
```

[14]:
```
(<evalml.automl.automl_search.AutoMLSearch at 0x7f2f8bb9f970>,
 [{'message': "Column(s) 'mostly_nulls' are 95.0% or more null",
   'data_check_name': 'NullDataCheck',
   'level': 'warning',
   'details': {'columns': ['mostly_nulls'],
    'rows': None,
    'pct_null_rows': {'mostly_nulls': 0.9966666666666667}},
   'code': 'HIGHLY_NULL_COLS',
   'action_options': [{'code': 'DROP_COL',
     'data_check_name': 'NullDataCheck',
     'metadata': {'columns': ['mostly_nulls'], 'rows': None},
     'parameters': {}}]},
  {'message': "Column(s) 'card_id', 'store_id', 'amount', 'currency', 'customer_
↪present', 'expiration_date', 'provider', 'lat', 'lng', 'region', 'country' have␣
↪null values",
   'data_check_name': 'NullDataCheck',
   'level': 'warning',
   'details': {'columns': ['card_id',
     'store_id',
     'amount',
     'currency',
     'customer_present',
     'expiration_date',
     'provider',
     'lat',
     'lng',
     'region',
     'country'],
    'rows': None},
   'code': 'COLS_WITH_NULL',
   'action_options': [{'code': 'IMPUTE_COL',
     'data_check_name': 'NullDataCheck',
     'metadata': {'columns': ['card_id',
       'store_id',
       'amount',
       'currency',
       'customer_present',
       'expiration_date',
       'provider',
       'lat',
       'lng',
       'region',
       'country'],
```

(continues on next page)

(continued from previous page)

```
      'rows': None,
      'is_target': False},
     'parameters': {'impute_strategies': {'parameter_type': 'column',
       'columns': {'card_id': {'impute_strategy': {'categories': ['mean',
           'most_frequent'],
         'type': 'category',
         'default_value': 'mean'}},
        'store_id': {'impute_strategy': {'categories': ['mean',
           'most_frequent'],
         'type': 'category',
         'default_value': 'mean'}},
        'amount': {'impute_strategy': {'categories': ['mean', 'most_frequent'],
         'type': 'category',
         'default_value': 'mean'}},
        'currency': {'impute_strategy': {'categories': ['most_frequent'],
         'type': 'category',
         'default_value': 'most_frequent'}},
        'customer_present': {'impute_strategy': {'categories': ['most_frequent'],
         'type': 'category',
         'default_value': 'most_frequent'}},
        'expiration_date': {'impute_strategy': {'categories': ['most_frequent'],
         'type': 'category',
         'default_value': 'most_frequent'}},
        'provider': {'impute_strategy': {'categories': ['most_frequent'],
         'type': 'category',
         'default_value': 'most_frequent'}},
        'lat': {'impute_strategy': {'categories': ['mean', 'most_frequent'],
         'type': 'category',
         'default_value': 'mean'}},
        'lng': {'impute_strategy': {'categories': ['mean', 'most_frequent'],
         'type': 'category',
         'default_value': 'mean'}},
        'region': {'impute_strategy': {'categories': ['most_frequent'],
         'type': 'category',
         'default_value': 'most_frequent'}},
        'country': {'impute_strategy': {'categories': ['most_frequent'],
         'type': 'category',
         'default_value': 'most_frequent'}}}}}}]}])
```

4.8.4 Comparing removing only errors versus removing both warnings and errors

Let's see the differences in model performance when we remove only errors versus remove both warnings and errors. To do this, we compare the performance of the best pipelines on the validation data. Remember that in the search where we only address errors, we still have the `mostly_nulls` column present in the data, so we leave that column in the validation data for its respective search. We drop the other `no_variance` column from both searches.

Additionally, we do some logical type setting since we had added additional noise to just the training data. This allows the data to be of the same types in both training and validation.

[15]:
```
# drop the no_variance column
X_valid.drop("no_variance", axis=1, inplace=True)

# logical type management
X_valid.ww.init(logical_types={"customer_present": "Categorical"})
y_valid = ww.init_series(y_valid, logical_type="Categorical")
```

(continues on next page)

(continued from previous page)

```
best_pipeline_no_errors = results_no_errors[0].best_pipeline
print("Only dropping errors:", best_pipeline_no_errors.score(X_valid, y_valid, ["Log␣
↪Loss Binary"]), "\n")

# drop the mostly_nulls column and reinitialize the DataTable
X_valid.drop("mostly_nulls", axis=1, inplace=True)
X_valid.ww.init()

best_pipeline_clean = results_cleaned[0].best_pipeline
print("Addressing all actions:", best_pipeline_clean.score(X_valid, y_valid, ["Log␣
↪Loss Binary"]), "\n")
```

```
Only dropping errors: OrderedDict([('Log Loss Binary', 0.23710868120188716)])

Addressing all actions: OrderedDict([('Log Loss Binary', 0.22485581094121954)])
```

We can compare the differences in model performance when we address all action items (warnings and errors) in comparison to when we only address errors. While it isn't guaranteed that addressing all actions will always have better performance, we do recommend doing so since we only raise these issues when we believe the features have problems that could negatively impact or not benefit the search.

4.9 Utilities

4.9.1 Configuring Logging

EvalML uses the standard Python logging package. Default logging behavior prints WARNING level logs and above (ERROR and CRITICAL) to stdout. To configure different behavior, please refer to the Python logging documentation.

To see up-to-date feedback as `AutoMLSearch` runs, use the argument `verbose=True` when instantiating the object. This will temporarily set up a logging object to print INFO level logs and above to stdout, as well as display a graph of the best score over pipeline iterations.

4.9.2 System Information

EvalML provides a command-line interface (CLI) tool prints the version of EvalML and core dependencies installed, as well as some basic system information. To use this tool, just run `evalml info` in your shell or terminal. This could be useful for debugging purposes or tracking down any version-related issues.

[1]:
```
!evalml info
```

```
EvalML version: 0.43.0
EvalML installation directory: /home/docs/checkouts/readthedocs.org/user_builds/
↪feature-labs-inc-evalml/envs/v0.43.0/lib/python3.8/site-packages/evalml

SYSTEM INFO
-----------
python: 3.8.6.final.0
python-bits: 64
OS: Linux
OS-release: 5.4.0-1045-aws
machine: x86_64
```

(continues on next page)

(continued from previous page)

```
processor: x86_64
byteorder: little
LC_ALL: None
LANG: C.UTF-8
LOCALE: en_US.UTF-8

INSTALLED VERSIONS
------------------
regex: 2022.1.18
dask: 2022.1.0
fsspec: 2022.1.0
distributed: 2022.1.0
tifffile: 2021.11.2
certifi: 2021.10.8
pytz: 2021.3
setuptools: 60.5.0
types-setuptools: 57.4.7
pyzmq: 22.3.0
black: 21.12b0
pyaml: 21.10.1
attrs: 21.4.0
pip: 21.3.1
argon2-cffi: 21.3.0
packaging: 21.3
argon2-cffi-bindings: 21.2.0
pillow: 9.0.0
vowpalwabbit: 8.11.0
click: 8.0.3
ipython: 8.0.1
tenacity: 8.0.1
ipywidgets: 7.6.5
jupyter-client: 7.1.2
ipykernel: 6.7.0
notebook: 6.4.8
nbconvert: 6.4.0
tornado: 6.1
pyyaml: 6.0
psutil: 5.9.0
plotly: 5.5.0
importlib-resources: 5.4.0
nbformat: 5.1.3
traitlets: 5.1.1
tqdm: 4.62.3
fonttools: 4.29.0
beautifulsoup4: 4.10.0
jupyter-core: 4.9.1
pexpect: 4.8.0
decorator: 4.4.2
jsonschema: 4.4.0
bleach: 4.1.0
typing-extensions: 4.0.1
zipp: 3.7.0
nltk: 3.6.5
sphinx: 3.5.4
widgetsnbextension: 3.5.2
matplotlib: 3.5.1
lightgbm: 3.3.2
```

(continues on next page)

(continued from previous page)

```
idna: 3.3
prompt-toolkit: 3.0.24
pyparsing: 3.0.7
jinja2: 3.0.3
threadpoolctl: 3.0.0
requests: 2.27.1
pycparser: 2.21
imageio: 2.14.1
pygments: 2.11.2
babel: 2.9.1
python-dateutil: 2.8.2
astroid: 2.6.6
networkx: 2.5.1
platformdirs: 2.4.1
sortedcontainers: 2.4.0
soupsieve: 2.3.1
category-encoders: 2.3.0
snowballstemmer: 2.2.0
readthedocs-sphinx-ext: 2.1.4
nlp-primitives: 2.1.0
charset-normalizer: 2.0.10
asttokens: 2.0.5
markupsafe: 2.0.1
sphinxcontrib-htmlhelp: 2.0.0
cloudpickle: 2.0.0
zict: 2.0.0
urllib3: 1.26.8
numpy: 1.21.5
six: 1.16.0
cffi: 1.15.0
wrapt: 1.12.1
pmdarima: 1.8.4
sphinx-autoapi: 1.8.3
send2trash: 1.8.0
scipy: 1.7.3
lazy-object-proxy: 1.7.1
tblib: 1.7.0
texttable: 1.6.4
nest-asyncio: 1.5.4
xgboost: 1.5.2
debugpy: 1.5.1
pandocfilters: 1.5.0
featuretools: 1.4.0
pandas: 1.3.5
kiwisolver: 1.3.2
unidecode: 1.3.2
imagesize: 1.3.0
sphinxcontrib-websupport: 1.2.4
tomli: 1.2.3
pywavelets: 1.2.0
partd: 1.2.0
sphinxcontrib-serializinghtml: 1.1.5
joblib: 1.1.0
catboost: 1.0.4
msgpack: 1.0.3
sphinxcontrib-qthelp: 1.0.3
sphinxcontrib-applehelp: 1.0.2
```

(continues on next page)

(continued from previous page)

```
sphinxcontrib-devhelp: 1.0.2
scikit-learn: 1.0.2
jupyterlab-widgets: 1.0.2
heapdict: 1.0.1
mock: 1.0.1
sphinxcontrib-jsmath: 1.0.1
numba: 0.55.0
evalml: 0.43.0
shap: 0.40.0
llvmlite: 0.38.0
wheel: 0.37.1
cython: 0.29.26
graphviz: 0.19.1
scikit-image: 0.19.1
future: 0.18.2
jedi: 0.18.1
pyrsistent: 0.18.1
docutils: 0.16
statsmodels: 0.13.1
terminado: 0.12.1
prometheus-client: 0.12.0
toolz: 0.11.2
seaborn: 0.11.2
woodwork: 0.11.1
cycler: 0.11.0
imbalanced-learn: 0.9.0
pathspec: 0.9.0
scikit-optimize: 0.9.0
nbsphinx: 0.8.8
mistune: 0.8.4
parso: 0.8.3
executing: 0.8.2
commonmark: 0.8.1
sktime: 0.8.0
pydata-sphinx-theme: 0.8.0
alabaster: 0.7.12
pickleshare: 0.7.5
defusedxml: 0.7.1
ptyprocess: 0.7.0
nbclient: 0.5.10
patsy: 0.5.2
webencodings: 0.5.1
requirements-parser: 0.5.0
recommonmark: 0.5.0
testpath: 0.5.0
colorama: 0.4.4
sphinx-rtd-theme: 0.4.3
mypy-extensions: 0.4.3
entrypoints: 0.3
wcwidth: 0.2.5
pure-eval: 0.2.2
locket: 0.2.1
kaleido: 0.2.1
lime: 0.2.0.1
backcall: 0.2.0
ipython-genutils: 0.2.0
stack-data: 0.1.4
```

(continues on next page)

(continued from previous page)

```
matplotlib-inline: 0.1.3
jupyterlab-pygments: 0.1.2
slicer: 0.0.7
```

4.10 AutoMLSearch for time series problems

In this guide, we'll show how you can use EvalML to perform an automated search of machine learning pipelines for time series problems. Time series support is still being actively developed in EvalML so expect this page to improve over time.

4.10.1 But first, what is a time series?

A time series is a series of measurements taken at different moments in time (Wikipedia). The main difference between a time series dataset and a normal dataset is that the rows of a time series dataset are ordered with time. This relationship between the rows does not exist in non-time series datasets. In a non-time-series dataset, you can shuffle the rows and the dataset still has the same meaning. If you shuffle the rows of a time series dataset, the relationship between the rows is completely different!

4.10.2 What does AutoMLSearch for time series do?

In a machine learning setting, we are usually interested in using past values of the time series to predict future values. That is what EvalML's time series functionality is built to do.

4.10.3 Loading the data

In this guide, we work with daily minimum temperature recordings from Melbourne, Austrailia from the beginning of 1981 to end of 1990.

We start by loading the temperature data into two splits. The first split will be a training split consisting of data from 1981 to end of 1989. This is the data we'll use to find the best pipeline with AutoML. The second split will be a testing split consisting of data from 1990. This is the split we'll use to evaluate how well our pipeline generalizes on unseen data.

[1]:
```
from evalml.demos import load_weather
X, y = load_weather()
```

```
             Number of Features
Categorical                   1

Number of training examples: 3650
Targets
10.0    1.40%
11.0    1.40%
13.0    1.32%
12.5    1.21%
10.5    1.21%
        ...
0.2     0.03%
24.0    0.03%
25.2    0.03%
```

(continues on next page)

(continued from previous page)

```
22.7    0.03%
21.6    0.03%
Name: Temp, Length: 229, dtype: object
```

[2]:
```
train_dates, test_dates = X.Date < "1990-01-01", X.Date >= "1990-01-01"
X_train, y_train = X.ww.loc[train_dates], y.ww.loc[train_dates]
X_test, y_test =  X.ww.loc[test_dates], y.ww.loc[test_dates]
```

Visualizing the training set

[3]:
```
import plotly.graph_objects as go
```

[4]:
```
data = [
    go.Scatter(
        x=X_train["Date"],
        y=y_train,
        mode="lines+markers",
        name="Temperature (C)",
        line=dict(color="#1f77b4"),
    )
]
# Let plotly pick the best date format.
layout = go.Layout(
    title={"text": "Min Daily Temperature, Melbourne 1980-1989"},
    xaxis={"title": "Time"},
    yaxis={"title": "Temperature (C)"},
)

go.Figure(data=data, layout=layout)
```

Data type cannot be displayed: application/vnd.plotly.v1+json, text/html

4.10.4 Running AutoMLSearch

`AutoMLSearch` for time series problems works very similarly to the other problem types with the exception that users need to pass in a new parameter called `problem_configuration`.

The `problem_configuration` is a dictionary specifying the following values:

- **forecast_horizon**: The number of time periods we are trying to forecast. In this example, we're interested in predicting weather for the next 7 days, so the value is 7.
- **gap**: The number of time periods between the end of the training set and the start of the test set. For example, in our case we are interested in predicting the weather for the next 7 days with the data as it is "today", so the gap is 0. However, if we had to predict the weather for next Monday-Sunday with the data as it was on the previous Friday, the gap would be 2 (Saturday and Sunday separate Monday from Friday). It is important to select a value that matches the realistic delay between the forecast date and the most recently avaliable data that can be used to make that forecast.
- **max_delay**: The maximum number of rows to look in the past from the current row in order to compute features. In our example, we'll say we can use the previous week's weather to predict the current week's.

- **time_index**: The column of the training dataset that contains the date corresponding to each observation. Currently, this parameter is only used by some time-series specific models so in this example, we are passing in `None`.

Note that the values of these parameters must be in the same units as the training/testing data.

Visualization of forecast horizon and gap

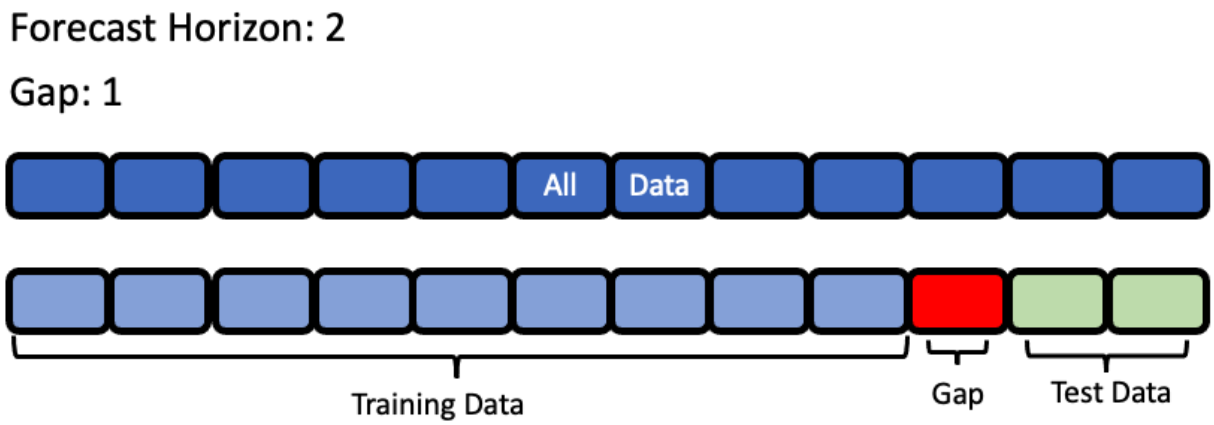

[5]:
```
from evalml.automl import AutoMLSearch

automl = AutoMLSearch(X_train, y_train, problem_type="time series regression",
                      max_batches=1,
                      problem_configuration={"gap": 0, "max_delay": 7,
                                             "forecast_horizon": 7, "time_index":
↪"Date"},
                      allowed_model_families=["xgboost", "random_forest", "linear_
↪model", "extra_trees",
                                              "decision_tree"]
                      )
```

```
/home/docs/checkouts/readthedocs.org/user_builds/feature-labs-inc-evalml/envs/v0.43.0/
↪lib/python3.8/site-packages/evalml/automl/automl_search.py:474: UserWarning:

Time series support in evalml is still in beta, which means we are still actively␣
↪building its core features. Please be mindful of that when running search().
```

[6]:
```
automl.search()
```

```
/home/docs/checkouts/readthedocs.org/user_builds/feature-labs-inc-evalml/envs/v0.43.0/
↪lib/python3.8/site-packages/sklearn/linear_model/_coordinate_descent.py:647:␣
↪ConvergenceWarning:

Objective did not converge. You might want to increase the number of iterations,␣
↪check the scale of the features or consider increasing regularisation. Duality gap:␣
↪3.874e+03, tolerance: 1.703e+00

/home/docs/checkouts/readthedocs.org/user_builds/feature-labs-inc-evalml/envs/v0.43.0/
↪lib/python3.8/site-packages/sklearn/linear_model/_coordinate_descent.py:647:␣
↪ConvergenceWarning:
```

(continues on next page)

(continued from previous page)

```
Objective did not converge. You might want to increase the number of iterations,␣
↪check the scale of the features or consider increasing regularisation. Duality gap:␣
↪7.307e+03, tolerance: 2.964e+00

/home/docs/checkouts/readthedocs.org/user_builds/feature-labs-inc-evalml/envs/v0.43.0/
↪lib/python3.8/site-packages/sklearn/linear_model/_coordinate_descent.py:647:␣
↪ConvergenceWarning:

Objective did not converge. You might want to increase the number of iterations,␣
↪check the scale of the features or consider increasing regularisation. Duality gap:␣
↪1.040e+04, tolerance: 4.094e+00
```

4.10.5 Understanding what happened under the hood

This is great, `AutoMLSearch` is able to find a pipeline that scores an R2 value of 0.44 compared to a baseline pipeline that is only able to score 0.07. But how did it do that?

Data Splitting

EvalML uses rolling origin cross validation for time series problems. Basically, we take successive cuts of the training data while keeping the validation set size fixed. Note that the splits are not separated by `gap` number of units. This is because we need access to all the data to generate features for every row of the validation set. However, the feature engineering done by our pipelines respects the `gap` value. This is explained more in the *feature engineering section*.

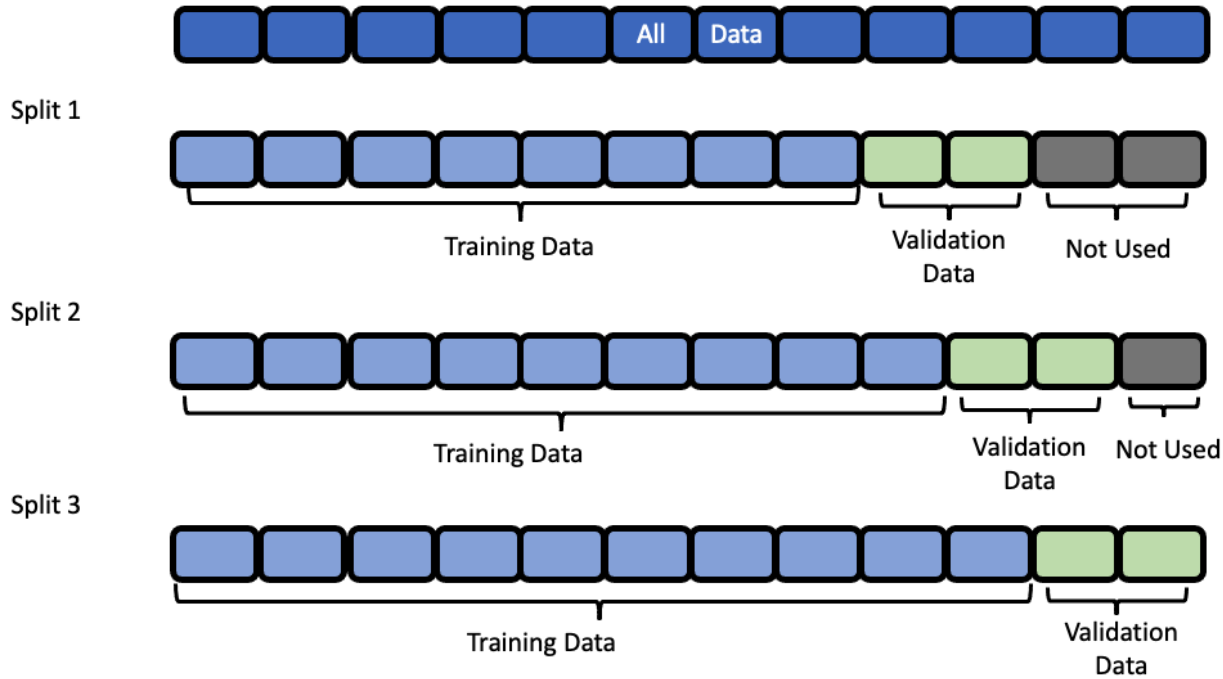

Baseline Pipeline

The most naive thing we can do in a time series problem is use the most recently available observation to predict the next observation. In our example, this means we'll use the measurement from 7 days ago as the prediction for the current date.

[7]:
```
import pandas as pd
baseline = automl.get_pipeline(0)
baseline.fit(X_train, y_train)
naive_baseline_preds = baseline.predict_in_sample(X_test, y_test, objective=None,
                                                  X_train=X_train, y_train=y_train)
expected_preds = pd.concat([y_train.iloc[-7:], y_test]).shift(7).iloc[7:]
pd.testing.assert_series_equal(expected_preds, naive_baseline_preds)
```

Feature Engineering

EvalML uses the values of `gap`, `forecast_horizon`, and `max_delay` to calculate a "window" of allowed dates that can be used for engineering the features of each row in the validation/test set. The formula for computing the bounds of the window is:

[t - (max_delay + forecast_horizon + gap), t - (forecast_horizon + gap)]

As an example, this is what the features for the first five days of August would look like in our current problem:

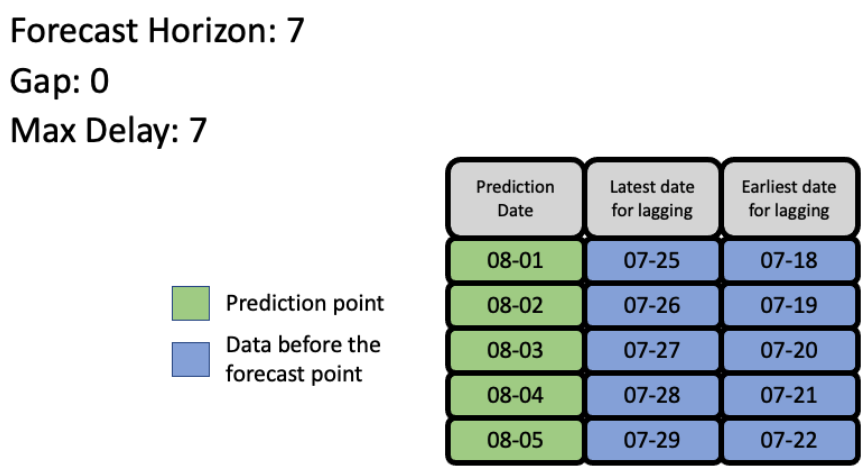

The estimator then takes these features to generate predictions:

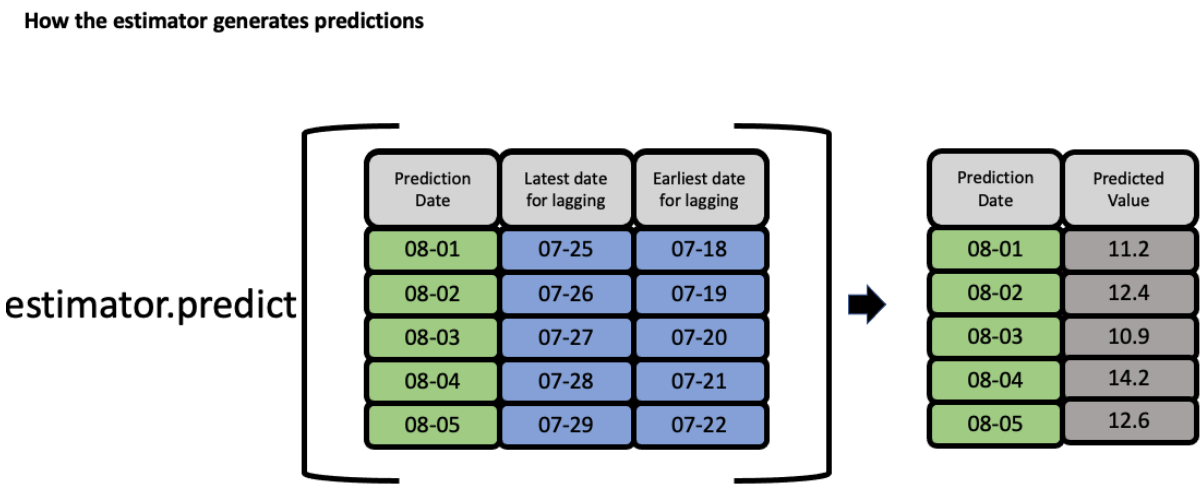

Feature engineering components for time series

For an example of a time-series feature engineering component see *TimeSeriesFeaturizer*

4.10.6 Evaluate best pipeline on test data

Now that we have covered the mechanics of how EvalML runs AutoMLSearch for time series pipelines, we can compare the performance on the test set of the best pipeline found during search and the baseline pipeline.

[8]:
```
pl = automl.best_pipeline

pl.fit(X_train, y_train)

best_pipeline_score = pl.score(X_test, y_test, ['R2'], X_train, y_train)['R2']
```

[9]:
```
best_pipeline_score
```

[9]:
```
0.5566210793336988
```

[10]:
```
baseline = automl.get_pipeline(0)
baseline.fit(X_train, y_train)
naive_baseline_score = baseline.score(X_test, y_test, ['R2'], X_train, y_train)['R2']
```

[11]:
```
naive_baseline_score
```

[11]:
```
0.14924457197371788
```

The pipeline found by AutoMLSearch has a 268% improvement over the naive forecast!

[12]:
```
automl.objective.calculate_percent_difference(best_pipeline_score, naive_baseline_
↪score)
```

[12]:
```
-272.9590108186449
```

4.10.7 Visualize the predictions over time

[13]:
```
from evalml.model_understanding import graph_prediction_vs_actual_over_time

fig = graph_prediction_vs_actual_over_time(pl, X_test, y_test, X_train, y_train,␣
↪dates=X_test['Date'])
fig
```

Data type cannot be displayed: application/vnd.plotly.v1+json, text/html

4.10.8 Predicting on unseen data

You'll notice that in the code snippets here, we use the `predict_in_sample` pipeline method as opposed to the usual `predict` method. What's the difference?

- `predict_in_sample` is used when the target value is known on the dates we are predicting on. This is true in cross validation. This method has an expected `y` parameter so that we can compute features using previous target values for all of the observations on the holdout set.
- `predict` is used when the target value is not known, e.g. the test dataset. The y parameter is not expected as only the target is observed in the training set. The test dataset must be separated by `gap` days from the training dataset. For the moment, the test set size be less than or equal to `forecast_horizon`.

Here is an example of these two methods in action:

predict_in_sample

[14]:
```
pl.predict_in_sample(X_test, y_test, objective=None, X_train=X_train, y_train=y_train)
```

[14]:
```
3287    14.661949
3288    14.608961
3289    14.632805
3290    14.176223
3291    13.923061
          ...
3647    13.804232
3648    13.890889
3649    13.725928
3650    13.704311
3651    13.330889
Name: Temp, Length: 365, dtype: float64
```

predict – Test set size matches forecast horizon

[15]:
```
pl.predict(X_test.iloc[:pl.forecast_horizon], objective=None, X_train=X_train, y_
↪train=y_train)
```

[15]:
```
3287    14.661949
3288    14.608961
3289    14.632805
3290    14.176223
3291    13.923061
```

(continues on next page)

(continued from previous page)

```
3292    14.142794
3293    14.601982
Name: Temp, dtype: float64
```

predict – Test set size is less than forecast horizon

[16]:
```
pl.predict(X_test.iloc[:pl.forecast_horizon - 2], objective=None, X_train=X_train, y_
↪train=y_train)
```

[16]:
```
3287    14.661949
3288    14.608961
3289    14.632805
3290    14.176223
3291    13.923061
Name: Temp, dtype: float64
```

predict – Test set size index starts at 0

[17]:
```
pl.predict(X_test.iloc[:pl.forecast_horizon].reset_index(drop=True), objective=None,␣
↪X_train=X_train, y_train=y_train)
```

[17]:
```
3287    14.661949
3288    14.608961
3289    14.632805
3290    14.176223
3291    13.923061
3292    14.142794
3293    14.601982
Name: Temp, dtype: float64
```

4.11 FAQ

4.11.1 Q: What is the difference between EvalML and other AutoML libraries?

EvalML optimizes machine learning pipelines on *custom practical objectives* instead of vague machine learning loss functions so that it will find the best pipelines for your specific needs. Furthermore, EvalML *pipelines* are able to take in all kinds of data (missing values, categorical, etc.) as long as the data are in a single table. EvalML also allows you to build your own pipelines with existing or custom components so you can have more control over the AutoML process. Moreover, EvalML also provides you with support in the form of *data checks* to ensure that you are aware of potential issues your data may cause with machine learning algorithms.

4.11.2 Q: How does EvalML handle missing values?

EvalML contains imputation components in its pipelines so that missing values are taken care of. EvalML optimizes over different types of imputation to search for the best possible pipeline. You can find more information about components *here* and in the API reference [here] (../generated/evalml.pipelines.components.Imputer.ipynb).

4.11.3 Q: How does EvalML handle categorical encoding?

EvalML provides a [one-hot-encoding component] (../generated/evalml.pipelines.components.OneHotEncoder.ipynb) in its pipelines for categorical variables. EvalML plans to support other encoders in the future.

4.11.4 Q: How does EvalML handle feature selection?

EvalML currently utilizes scikit-learn's SelectFromModel with a Random Forest classifier/regressor to handle feature selection. EvalML plans on supporting more feature selectors in the future. You can find more information in the API reference [here] (../generated/evalml.pipelines.components.RFClassifierSelectFromModel.ipynb).

4.11.5 Q: How is feature importance calculated?

Feature importance depends on the estimator used. Variable coefficients are used for regression-based estimators (Logistic Regression and Linear Regression) and Gini importance is used for tree-based estimators (Random Forest and XGBoost).

4.11.6 Q: How does hyperparameter tuning work?

EvalML tunes hyperparameters for its pipelines through Bayesian optimization. In the future we plan to support more optimization techniques such as random search.

4.11.7 Q: Can I create my own objective metric?

Yes you can! You can *create your own custom objective* so that EvalML optimizes the best model for your needs.

4.11.8 Q: How does EvalML avoid overfitting?

EvalML provides *data checks* to combat overfitting. Such data checks include detecting label leakage, unstable pipelines, hold-out datasets and cross validation. EvalML defaults to using Stratified K-Fold cross-validation for classification problems and K-Fold cross-validation for regression problems but allows you to utilize your own cross-validation methods as well.

4.11.9 Q: Can I create my own pipeline for EvalML?

Yes! EvalML allows you to create *custom pipelines* using modular components. This allows you to customize EvalML pipelines for your own needs or for AutoML.

4.11.10 Q: Does EvalML work with X algorithm?

EvalML is constantly improving and adding new components and will allow your own algorithms to be used as components in our pipelines.

CHAPTER

FIVE

API REFERENCE

5.1 Demo Datasets

`load_breast_cancer`	Load breast cancer dataset. Binary classification problem.
`load_diabetes`	Load diabetes dataset. Used for regression problem.
`load_fraud`	Load credit card fraud dataset.
`load_wine`	Load wine dataset. Multiclass problem.
`load_churn`	Load churn dataset, which can be used for binary classification problems.

5.2 Preprocessing

Utilities to preprocess data before using evalml.

`load_data`	Load features and target from file.
`target_distribution`	Get the target distributions.
`number_of_features`	Get the number of features of each specific dtype in a DataFrame.
`split_data`	Split data into train and test sets.

5.3 Exceptions

`MethodPropertyNotFoundError`	Exception to raise when a class is does not have an expected method or property.
`PipelineNotFoundError`	An exception raised when a particular pipeline is not found in automl search results.
`ObjectiveNotFoundError`	Exception to raise when specified objective does not exist.
`MissingComponentError`	An exception raised when a component is not found in all_components().
`ComponentNotYetFittedError`	An exception to be raised when predict/predict_proba/transform is called on a component without fitting first.

continues on next page

Table 3 – continued from previous page

`PipelineNotYetFittedError`	An exception to be raised when predict/predict_proba/transform is called on a pipeline without fitting first.
`AutoMLSearchException`	Exception raised when all pipelines in an automl batch return a score of NaN for the primary objective.
`PipelineScoreError`	An exception raised when a pipeline errors while scoring any objective in a list of objectives.
`DataCheckInitError`	Exception raised when a data check can't initialize with the parameters given.
`NullsInColumnWarning`	Warning thrown when there are null values in the column of interest.

5.4 AutoML

5.4.1 AutoML Search Interface

`AutoMLSearch`	Automated Pipeline search.

5.4.2 AutoML Utils

`search`	Given data and configuration, run an automl search.
`get_default_primary_search_objective`	Get the default primary search objective for a problem type.
`make_data_splitter`	Given the training data and ML problem parameters, compute a data splitting method to use during AutoML search.

5.4.3 AutoML Algorithm Classes

`AutoMLAlgorithm`	Base class for the AutoML algorithms which power EvalML.
`IterativeAlgorithm`	An automl algorithm which first fits a base round of pipelines with default parameters, then does a round of parameter tuning on each pipeline in order of performance.

5.4.4 AutoML Callbacks

`silent_error_callback`	No-op.
`log_error_callback`	Logs the exception thrown as an error.
`raise_error_callback`	Raises the exception thrown by the AutoMLSearch object.

5.4.5 AutoML Engines

`SequentialEngine`	The default engine for the AutoML search.
`CFEngine`	The concurrent.futures (CF) engine.
`DaskEngine`	The dask engine.

5.5 Pipelines

5.5.1 Pipeline Base Classes

`PipelineBase`	Machine learning pipeline.
`ClassificationPipeline`	Pipeline subclass for all classification pipelines.
`BinaryClassificationPipeline`	Pipeline subclass for all binary classification pipelines.
`MulticlassClassificationPipeline`	Pipeline subclass for all multiclass classification pipelines.
`RegressionPipeline`	Pipeline subclass for all regression pipelines.
`TimeSeriesClassificationPipeline`	Pipeline base class for time series classification problems.
`TimeSeriesBinaryClassificationPipeline`	Pipeline base class for time series binary classification problems.
`TimeSeriesMulticlassClassificationPipeline`	Pipeline base class for time series multiclass classification problems.
`TimeSeriesRegressionPipeline`	Pipeline base class for time series regression problems.

5.5.2 Pipeline Utils

`make_pipeline`	Given input data, target data, an estimator class and the problem type, generates a pipeline class with a preprocessing chain which was recommended based on the inputs. The pipeline will be a subclass of the appropriate pipeline base class for the specified problem_type.
`generate_pipeline_code`	Creates and returns a string that contains the Python imports and code required for running the EvalML pipeline.
`rows_of_interest`	Get the row indices of the data that are closest to the threshold. Works only for binary classification problems and pipelines.

5.6 Component Graphs

ComponentGraph	Component graph for a pipeline as a directed acyclic graph (DAG).

5.7 Components

5.7.1 Component Base Classes

Components represent a step in a pipeline.

ComponentBase	Base class for all components.
Transformer	A component that may or may not need fitting that transforms data. These components are used before an estimator.
Estimator	A component that fits and predicts given data.

5.7.2 Component Utils

allowed_model_families	List the model types allowed for a particular problem type.
get_estimators	Returns the estimators allowed for a particular problem type.
generate_component_code	Creates and returns a string that contains the Python imports and code required for running the EvalML component.

5.7.3 Transformers

Transformers are components that take in data as input and output transformed data.

DropColumns	Drops specified columns in input data.
SelectColumns	Selects specified columns in input data.
SelectByType	Selects columns by specified Woodwork logical type or semantic tag in input data.
OneHotEncoder	A transformer that encodes categorical features in a one-hot numeric array.
TargetEncoder	A transformer that encodes categorical features into target encodings.
PerColumnImputer	Imputes missing data according to a specified imputation strategy per column.
Imputer	Imputes missing data according to a specified imputation strategy.
SimpleImputer	Imputes missing data according to a specified imputation strategy.

continues on next page

Table 14 – continued from previous page

`StandardScaler`	A transformer that standardizes input features by removing the mean and scaling to unit variance.
`RFRegressorSelectFromModel`	Selects top features based on importance weights using a Random Forest regressor.
`RFClassifierSelectFromModel`	Selects top features based on importance weights using a Random Forest classifier.
`DropNullColumns`	Transformer to drop features whose percentage of NaN values exceeds a specified threshold.
`DateTimeFeaturizer`	Transformer that can automatically extract features from datetime columns.
`NaturalLanguageFeaturizer`	Transformer that can automatically featurize text columns using featuretools' nlp_primitives.
`TimeSeriesFeaturizer`	Transformer that delays input features and target variable for time series problems.
`DFSTransformer`	Featuretools DFS component that generates features for the input features.
`PolynomialDetrender`	Removes trends from time series by fitting a polynomial to the data.
`Undersampler`	Initializes an undersampling transformer to downsample the majority classes in the dataset.
`Oversampler`	SMOTE Oversampler component. Will automatically select whether to use SMOTE, SMOTEN, or SMOTENC based on inputs to the component.

5.7.4 Estimators

Classifiers

Classifiers are components that output a predicted class label.

`CatBoostClassifier`	CatBoost Classifier, a classifier that uses gradient-boosting on decision trees. CatBoost is an open-source library and natively supports categorical features.
`ElasticNetClassifier`	Elastic Net Classifier. Uses Logistic Regression with elasticnet penalty as the base estimator.
`ExtraTreesClassifier`	Extra Trees Classifier.
`RandomForestClassifier`	Random Forest Classifier.
`LightGBMClassifier`	LightGBM Classifier.
`LogisticRegressionClassifier`	Logistic Regression Classifier.
`XGBoostClassifier`	XGBoost Classifier.
`BaselineClassifier`	Classifier that predicts using the specified strategy.
`StackedEnsembleClassifier`	Stacked Ensemble Classifier.
`DecisionTreeClassifier`	Decision Tree Classifier.
`KNeighborsClassifier`	K-Nearest Neighbors Classifier.
`SVMClassifier`	Support Vector Machine Classifier.
`VowpalWabbitBinaryClassifier`	Vowpal Wabbit Binary Classifier.
`VowpalWabbitMulticlassClassifier`	Vowpal Wabbit Multiclass Classifier.

Regressors

Regressors are components that output a predicted target value.

ARIMARegressor	Autoregressive Integrated Moving Average Model. The three parameters (p, d, q) are the AR order, the degree of differencing, and the MA order. More information here: https://www.statsmodels.org/devel/generated/statsmodels.tsa.arima_model.ARIMA.html.
CatBoostRegressor	CatBoost Regressor, a regressor that uses gradient-boosting on decision trees. CatBoost is an open-source library and natively supports categorical features.
ElasticNetRegressor	Elastic Net Regressor.
ExponentialSmoothingRegressor	Holt-Winters Exponential Smoothing Forecaster.
LinearRegressor	Linear Regressor.
ExtraTreesRegressor	Extra Trees Regressor.
RandomForestRegressor	Random Forest Regressor.
XGBoostRegressor	XGBoost Regressor.
BaselineRegressor	Baseline regressor that uses a simple strategy to make predictions. This is useful as a simple baseline regressor to compare with other regressors.
TimeSeriesBaselineEstimator	Time series estimator that predicts using the naive forecasting approach.
StackedEnsembleRegressor	Stacked Ensemble Regressor.
DecisionTreeRegressor	Decision Tree Regressor.
LightGBMRegressor	LightGBM Regressor.
SVMRegressor	Support Vector Machine Regressor.
VowpalWabbitRegressor	Vowpal Wabbit Regressor.

5.8 Model Understanding

5.8.1 Utility Methods

confusion_matrix	Confusion matrix for binary and multiclass classification.
normalize_confusion_matrix	Normalizes a confusion matrix.
precision_recall_curve	Given labels and binary classifier predicted probabilities, compute and return the data representing a precision-recall curve.
roc_curve	Given labels and classifier predicted probabilities, compute and return the data representing a Receiver Operating Characteristic (ROC) curve. Works with binary or multiclass problems.
calculate_permutation_importance	Calculates permutation importance for features.
calculate_permutation_importance_one_column	Calculates permutation importance for one column in the original dataframe.
binary_objective_vs_threshold	Computes objective score as a function of potential binary classification decision thresholds for a fitted binary classification pipeline.

continues on next page

Table 17 – continued from previous page

`get_prediction_vs_actual_over_time_data`	Get the data needed for the prediction_vs_actual_over_time plot.
`partial_dependence`	Calculates one or two-way partial dependence.
`get_prediction_vs_actual_data`	Combines y_true and y_pred into a single dataframe and adds a column for outliers. Used in *graph_prediction_vs_actual()*.
`get_linear_coefficients`	Returns a dataframe showing the features with the greatest predictive power for a linear model.
`t_sne`	Get the transformed output after fitting X to the embedded space using t-SNE.
`find_confusion_matrix_per_thresholds`	Gets the confusion matrix and histogram bins for each threshold as well as the best threshold per objective. Only works with Binary Classification Pipelines.

5.8.2 Graph Utility Methods

`graph_precision_recall_curve`	Generate and display a precision-recall plot.
`graph_roc_curve`	Generate and display a Receiver Operating Characteristic (ROC) plot for binary and multiclass classification problems.
`graph_confusion_matrix`	Generate and display a confusion matrix plot.
`graph_permutation_importance`	Generate a bar graph of the pipeline's permutation importance.
`graph_binary_objective_vs_threshold`	Generates a plot graphing objective score vs. decision thresholds for a fitted binary classification pipeline.
`graph_prediction_vs_actual`	Generate a scatter plot comparing the true and predicted values. Used for regression plotting.
`graph_prediction_vs_actual_over_time`	Plot the target values and predictions against time on the x-axis.
`graph_partial_dependence`	Create an one-way or two-way partial dependence plot.
`graph_t_sne`	Plot high dimensional data into lower dimensional space using t-SNE.

5.8.3 Prediction Explanations

`explain_predictions`	Creates a report summarizing the top contributing features for each data point in the input features.
`explain_predictions_best_worst`	Creates a report summarizing the top contributing features for the best and worst points in the dataset as measured by error to true labels.

5.9 Objectives

5.9.1 Objective Base Classes

`ObjectiveBase`	Base class for all objectives.
`BinaryClassificationObjective`	Base class for all binary classification objectives.
`MulticlassClassificationObjective`	Base class for all multiclass classification objectives.
`RegressionObjective`	Base class for all regression objectives.

5.9.2 Domain-Specific Objectives

`FraudCost`	Score the percentage of money lost of the total transaction amount process due to fraud.
`LeadScoring`	Lead scoring.
`CostBenefitMatrix`	Score using a cost-benefit matrix. Scores quantify the benefits of a given value, so greater numeric scores represents a better score. Costs and scores can be negative, indicating that a value is not beneficial. For example, in the case of monetary profit, a negative cost and/or score represents loss of cash flow.

5.9.3 Classification Objectives

`AccuracyBinary`	Accuracy score for binary classification.
`AccuracyMulticlass`	Accuracy score for multiclass classification.
`AUC`	AUC score for binary classification.
`AUCMacro`	AUC score for multiclass classification using macro averaging.
`AUCMicro`	AUC score for multiclass classification using micro averaging.
`AUCWeighted`	AUC Score for multiclass classification using weighted averaging.
`Gini`	Gini coefficient for binary classification.
`BalancedAccuracyBinary`	Balanced accuracy score for binary classification.
`BalancedAccuracyMulticlass`	Balanced accuracy score for multiclass classification.
`F1`	F1 score for binary classification.
`F1Micro`	F1 score for multiclass classification using micro averaging.
`F1Macro`	F1 score for multiclass classification using macro averaging.
`F1Weighted`	F1 score for multiclass classification using weighted averaging.
`LogLossBinary`	Log Loss for binary classification.
`LogLossMulticlass`	Log Loss for multiclass classification.
`MCCBinary`	Matthews correlation coefficient for binary classification.

continues on next page

Table 22 – continued from previous page

MCCMulticlass	Matthews correlation coefficient for multiclass classification.
Precision	Precision score for binary classification.
PrecisionMicro	Precision score for multiclass classification using micro averaging.
PrecisionMacro	Precision score for multiclass classification using macro-averaging.
PrecisionWeighted	Precision score for multiclass classification using weighted averaging.
Recall	Recall score for binary classification.
RecallMicro	Recall score for multiclass classification using micro averaging.
RecallMacro	Recall score for multiclass classification using macro averaging.
RecallWeighted	Recall score for multiclass classification using weighted averaging.

5.9.4 Regression Objectives

R2	Coefficient of determination for regression.
MAE	Mean absolute error for regression.
MAPE	Mean absolute percentage error for time series regression. Scaled by 100 to return a percentage.
MSE	Mean squared error for regression.
MeanSquaredLogError	Mean squared log error for regression.
MedianAE	Median absolute error for regression.
MaxError	Maximum residual error for regression.
ExpVariance	Explained variance score for regression.
RootMeanSquaredError	Root mean squared error for regression.
RootMeanSquaredLogError	Root mean squared log error for regression.

5.9.5 Objective Utils

get_all_objective_names	Get a list of the names of all objectives.
get_core_objectives	Returns all core objective instances associated with the given problem type.
get_core_objective_names	Get a list of all valid core objectives.
get_non_core_objectives	Get non-core objective classes.
get_objective	Returns the Objective class corresponding to a given objective name.

5.10 Problem Types

`handle_problem_types`	Handles problem_type by either returning the ProblemTypes or converting from a str.
`detect_problem_type`	Determine the type of problem is being solved based on the targets (binary vs multiclass classification, regression). Ignores missing and null data.
`ProblemTypes`	Enum defining the supported types of machine learning problems.

5.11 Model Family

`handle_model_family`	Handles model_family by either returning the ModelFamily or converting from a string.
`ModelFamily`	Enum for family of machine learning models.

5.12 Tuners

`Tuner`	Base Tuner class.
`SKOptTuner`	Bayesian Optimizer.
`GridSearchTuner`	Grid Search Optimizer, which generates all of the possible points to search for using a grid.
`RandomSearchTuner`	Random Search Optimizer.

5.13 Data Checks

5.13.1 Data Check Classes

`DataCheck`	Base class for all data checks.
`InvalidTargetDataCheck`	Check if the target data is considered invalid.
`NullDataCheck`	Check if there are any highly-null numerical, boolean, categorical, natural language, and unknown columns and rows in the input.
`IDColumnsDataCheck`	Check if any of the features are likely to be ID columns.
`TargetLeakageDataCheck`	Check if any of the features are highly correlated with the target by using mutual information or Pearson correlation.
`OutliersDataCheck`	Checks if there are any outliers in input data by using IQR to determine score anomalies.
`NoVarianceDataCheck`	Check if the target or any of the features have no variance.

continues on next page

Table 28 – continued from previous page

ClassImbalanceDataCheck	Check if any of the target labels are imbalanced, or if the number of values for each target are below 2 times the number of CV folds. Use for classification problems.
MulticollinearityDataCheck	Check if any set features are likely to be multicollinear.
DateTimeNaNDataCheck	Check each column in the input for datetime features and will issue an error if NaN values are present.
NaturalLanguageNaNDataCheck	Checks each column in the input for natural language features and will issue an error if NaN values are present.
DateTimeFormatDataCheck	Check if the datetime column has equally spaced intervals and is monotonically increasing or decreasing in order to be supported by time series estimators.
TimeSeriesParametersDataCheck	Checks whether the time series parameters are compatible with data splitting.
DataChecks	A collection of data checks.
DefaultDataChecks	A collection of basic data checks that is used by AutoML by default.

5.13.2 Data Check Messages

DataCheckMessage	Base class for a message returned by a DataCheck, tagged by name.
DataCheckError	DataCheckMessage subclass for errors returned by data checks.
DataCheckWarning	DataCheckMessage subclass for warnings returned by data checks.

5.13.3 Data Check Message Types

DataCheckMessageType	Enum for type of data check message: WARNING or ERROR.

5.13.4 Data Check Message Codes

DataCheckMessageCode	Enum for data check message code.

5.14 Utils

5.14.1 General Utils

import_or_raise	Attempts to import the requested library by name. If the import fails, raises an ImportError or warning.

continues on next page

Table 32 – continued from previous page

convert_to_seconds	Converts a string describing a length of time to its length in seconds.
get_random_state	Generates a numpy.random.RandomState instance using seed.
get_random_seed	Given a numpy.random.RandomState object, generate an int representing a seed value for another random number generator. Or, if given an int, return that int.
pad_with_nans	Pad the beginning num_to_pad rows with nans.
drop_rows_with_nans	Drop rows that have any NaNs in all dataframes or series.
infer_feature_types	Create a Woodwork structure from the given list, pandas, or numpy input, with specified types for columns. If a column's type is not specified, it will be inferred by Woodwork.
save_plot	Saves fig to filepath if specified, or to a default location if not.
is_all_numeric	Checks if the given DataFrame contains only numeric values.
get_importable_subclasses	Get importable subclasses of a base class. Used to list all of our estimators, transformers, components and pipelines dynamically.

Evalml

EvalML.

Subpackages

Automl

AutoMLSearch and related modules.

Subpackages

automl_algorithm

AutoML algorithms that power EvalML.

Submodules

automl_algorithm

Base class for the AutoML algorithms which power EvalML.

Module Contents

Classes Summary

AutoMLAlgorithm	Base class for the AutoML algorithms which power EvalML.

Exceptions Summary

—

Contents

class evalml.automl.automl_algorithm.automl_algorithm.**AutoMLAlgorithm**(*allowed_pipelines=None, custom_hyperparameters=None, tuner_class=None, text_in_ensembling=False, random_seed=0, n_jobs=-1*)

Base class for the AutoML algorithms which power EvalML.

This class represents an automated machine learning (AutoML) algorithm. It encapsulates the decision-making logic behind an automl search, by both deciding which pipelines to evaluate next and by deciding what set of parameters to configure the pipeline with.

To use this interface, you must define a next_batch method which returns the next group of pipelines to evaluate on the training data. That method may access state and results recorded from the previous batches, although that information is not tracked in a general way in this base class. Overriding add_result is a convenient way to record pipeline evaluation info if necessary.

Parameters

- **allowed_pipelines** (*list(class)*) – A list of PipelineBase subclasses indicating the pipelines allowed in the search. The default of None indicates all pipelines for this problem type are allowed.
- **custom_hyperparameters** (*dict*) – Custom hyperparameter ranges specified for pipelines to iterate over.
- **tuner_class** (*class*) – A subclass of Tuner, to be used to find parameters for each pipeline. The default of None indicates the SKOptTuner will be used.
- **text_in_ensembling** (*boolean*) – If True and ensembling is True, then n_jobs will be set to 1 to avoid downstream sklearn stacking issues related to nltk. Defaults to None.
- **random_seed** (*int*) – Seed for the random number generator. Defaults to 0.

Methods

add_result	Register results from evaluating a pipeline.

continues on next page

Table 35 – continued from previous page

batch_number	Returns the number of batches which have been recommended so far.
next_batch	Get the next batch of pipelines to evaluate.
pipeline_number	Returns the number of pipelines which have been recommended so far.

add_result (*self*, *score_to_minimize*, *pipeline*, *trained_pipeline_results*)

Register results from evaluating a pipeline.

Parameters

- **score_to_minimize** (*float*) – The score obtained by this pipeline on the primary objective, converted so that lower values indicate better pipelines.
- **pipeline** (*PipelineBase*) – The trained pipeline object which was used to compute the score.
- **trained_pipeline_results** (*dict*) – Results from training a pipeline.

Raises **PipelineNotFoundError** – If pipeline is not allowed in search.

property batch_number (*self*)

Returns the number of batches which have been recommended so far.

abstract next_batch (*self*)

Get the next batch of pipelines to evaluate.

Returns A list of instances of PipelineBase subclasses, ready to be trained and evaluated.

Return type list[PipelineBase]

property pipeline_number (*self*)

Returns the number of pipelines which have been recommended so far.

exception evalml.automl.automl_algorithm.automl_algorithm.**AutoMLAlgorithmException**

Exception raised when an error is encountered during the computation of the automl algorithm.

default_algorithm

An automl algorithm that consists of two modes: fast and long, where fast is a subset of long.

Module Contents

Classes Summary

DefaultAlgorithm	An automl algorithm that consists of two modes: fast and long, where fast is a subset of long.

Contents

class evalml.automl.automl_algorithm.default_algorithm.**DefaultAlgorithm**(*X*, *y*, *problem_type*, *sampler_name*, *tuner_class=None*, *random_seed=0*, *pipeline_params=None*, *customtom_hyperparameters=Non*
n_jobs=-1, *text_in_ensembling=False*, *top_n=3*, *num_long_explore_pipeline*
num_long_pipelines_per_b
verbose=False)

An automl algorithm that consists of two modes: fast and long, where fast is a subset of long.

1. **Naive pipelines:**
   a. run baseline with default preprocessing pipeline
   b. run naive linear model with default preprocessing pipeline
   c. run basic RF pipeline with default preprocessing pipeline
2. **Naive pipelines with feature selection**
   a. subsequent pipelines will use the selected features with a SelectedColumns transformer

At this point we have a single pipeline candidate for preprocessing and feature selection

3. **Pipelines with preprocessing components:**
   a. scan rest of estimators (our current batch 1).
4. First ensembling run

Fast mode ends here. Begin long mode.

6. **Run top 3 estimators:**
   a. Generate 50 random parameter sets. Run all 150 in one batch
7. Second ensembling run
8. **Repeat these indefinitely until stopping criterion is met:**
   a. For each of the previous top 3 estimators, sample 10 parameters from the tuner. Run all 30 in one batch
   b. Run ensembling

Parameters

- **X** (*pd.DataFrame*) – Training data.

- **y** (*pd.Series*) – Target data.
- **problem_type** (*ProblemType*) – Problem type associated with training data.
- **sampler_name** (*BaseSampler*) – Sampler to use for preprocessing.
- **tuner_class** (*class*) – A subclass of Tuner, to be used to find parameters for each pipeline. The default of None indicates the SKOptTuner will be used.
- **random_seed** (*int*) – Seed for the random number generator. Defaults to 0.
- **pipeline_params** (*dict or None*) – Pipeline-level parameters that should be passed to the proposed pipelines. Defaults to None.
- **custom_hyperparameters** (*dict or None*) – Custom hyperparameter ranges specified for pipelines to iterate over. Defaults to None.
- **n_jobs** (*int or None*) – Non-negative integer describing level of parallelism used for pipelines. Defaults to -1.
- **text_in_ensembling** (*boolean*) – If True and ensembling is True, then n_jobs will be set to 1 to avoid downstream sklearn stacking issues related to nltk. Defaults to False.
- **top_n** (*int*) – top n number of pipelines to use for long mode.
- **num_long_explore_pipelines** (*int*) – number of pipelines to explore for each top n pipeline at the start of long mode.
- **num_long_pipelines_per_batch** (*int*) – number of pipelines per batch for each top n pipeline through long mode.

Methods

add_result	Register results from evaluating a pipeline. In batch number 2, the selected column names from the feature selector are taken to be used in a column selector. Information regarding the best pipeline is updated here as well.
batch_number	Returns the number of batches which have been recommended so far.
next_batch	Get the next batch of pipelines to evaluate.
pipeline_number	Returns the number of pipelines which have been recommended so far.

add_result (*self*, *score_to_minimize*, *pipeline*, *trained_pipeline_results*)

Register results from evaluating a pipeline. In batch number 2, the selected column names from the feature selector are taken to be used in a column selector. Information regarding the best pipeline is updated here as well.

Parameters

- **score_to_minimize** (*float*) – The score obtained by this pipeline on the primary objective, converted so that lower values indicate better pipelines.
- **pipeline** (*PipelineBase*) – The trained pipeline object which was used to compute the score.
- **trained_pipeline_results** (*dict*) – Results from training a pipeline.

property batch_number (*self*)

Returns the number of batches which have been recommended so far.

next_batch(*self*)

Get the next batch of pipelines to evaluate.

Returns a list of instances of PipelineBase subclasses, ready to be trained and evaluated.

Return type list(PipelineBase)

property pipeline_number(*self*)

Returns the number of pipelines which have been recommended so far.

iterative_algorithm

An automl algorithm which first fits a base round of pipelines with default parameters, then does a round of parameter tuning on each pipeline in order of performance.

Module Contents

Classes Summary

`IterativeAlgorithm`	An automl algorithm which first fits a base round of pipelines with default parameters, then does a round of parameter tuning on each pipeline in order of performance.

Contents

class evalml.automl.automl_algorithm.iterative_algorithm.**IterativeAlgorithm**(*X*, *y*, *problem_type*, *sampler_name=None*, *allowed_model_familie*
allowed_component_gr
max_batches=None, *max_iterations=None*
tuner_class=None, *random_seed=0*, *pipelines_per_batch=*
n_jobs=-1, *number_features=None*, *ensembling=False*, *text_in_ensembling=*
pipeline_params=No
custom_hyperparameters
_estimator_family_order=No
allow_long_running_m
verbose=False)

An automl algorithm which first fits a base round of pipelines with default parameters, then does a round of parameter tuning on each pipeline in order of performance.

Parameters

- **X** (*pd.DataFrame*) – Training data.
- **y** (*pd.Series*) – Target data.
- **problem_type** (*ProblemType*) – Problem type associated with training data.
- **sampler_name** (*BaseSampler*) – Sampler to use for preprocessing. Defaults to None.
- **allowed_model_families** (*list(str, ModelFamily)*) – The model families to search. The default of None searches over all model families. Run evalml.pipelines.components.utils.allowed_model_families("binary") to see options. Change *binary* to *multiclass* or *regression* depending on the problem type. Note that if allowed_pipelines is provided, this parameter will be ignored.

- **allowed_component_graphs** (*dict*) – A dictionary of lists or ComponentGraphs indicating the component graphs allowed in the search. The format should follow { "Name_0": [list_of_components], "Name_1": [ComponentGraph(...)] }

  The default of None indicates all pipeline component graphs for this problem type are allowed. Setting this field will cause allowed_model_families to be ignored.

  e.g. allowed_component_graphs = { "My_Graph": ["Imputer", "One Hot Encoder", "Random Forest Classifier"] }

- **max_batches** (*int*) – The maximum number of batches to be evaluated. Used to determine ensembling. Defaults to None.
- **max_iterations** (*int*) – The maximum number of iterations to be evaluated. Used to determine ensembling. Defaults to None.
- **tuner_class** (*class*) – A subclass of Tuner, to be used to find parameters for each pipeline. The default of None indicates the SKOptTuner will be used.
- **random_seed** (*int*) – Seed for the random number generator. Defaults to 0.
- **pipelines_per_batch** (*int*) – The number of pipelines to be evaluated in each batch, after the first batch. Defaults to 5.
- **n_jobs** (*int or None*) – Non-negative integer describing level of parallelism used for pipelines. Defaults to None.
- **number_features** (*int*) – The number of columns in the input features. Defaults to None.
- **ensembling** (*boolean*) – If True, runs ensembling in a separate batch after every allowed pipeline class has been iterated over. Defaults to False.
- **text_in_ensembling** (*boolean*) – If True and ensembling is True, then n_jobs will be set to 1 to avoid downstream sklearn stacking issues related to nltk. Defaults to False.
- **pipeline_params** (*dict or None*) – Pipeline-level parameters that should be passed to the proposed pipelines. Defaults to None.
- **custom_hyperparameters** (*dict or None*) – Custom hyperparameter ranges specified for pipelines to iterate over. Defaults to None.
- **_estimator_family_order** (*list(ModelFamily) or None*) – specify the sort order for the first batch. Defaults to None, which uses _ESTIMATOR_FAMILY_ORDER.
- **allow_long_running_models** (*bool*) – Whether or not to allow longer-running models for large multiclass problems. If False and no pipelines, component graphs, or model families are provided, AutoMLSearch will not use Elastic Net or XGBoost when there are more than 75 multiclass targets and will not use CatBoost when there are more than 150 multiclass targets. Defaults to False.
- **verbose** (*boolean*) – Whether or not to display logging information regarding pipeline building. Defaults to False.

Methods

add_result	Register results from evaluating a pipeline.
batch_number	Returns the number of batches which have been recommended so far.
next_batch	Get the next batch of pipelines to evaluate.

continues on next page

Table 39 – continued from previous page

pipeline_number	Returns the number of pipelines which have been recommended so far.

add_result (*self*, *score_to_minimize*, *pipeline*, *trained_pipeline_results*)

Register results from evaluating a pipeline.

Parameters

- **score_to_minimize** (*float*) – The score obtained by this pipeline on the primary objective, converted so that lower values indicate better pipelines.
- **pipeline** (*PipelineBase*) – The trained pipeline object which was used to compute the score.
- **trained_pipeline_results** (*dict*) – Results from training a pipeline.

Raises **ValueError** – If default parameters are not in the acceptable hyperparameter ranges.

property batch_number (*self*)

Returns the number of batches which have been recommended so far.

next_batch (*self*)

Get the next batch of pipelines to evaluate.

Returns A list of instances of PipelineBase subclasses, ready to be trained and evaluated.

Return type list[PipelineBase]

Raises **AutoMLAlgorithmException** – If no results were reported from the first batch.

property pipeline_number (*self*)

Returns the number of pipelines which have been recommended so far.

Package Contents

Classes Summary

AutoMLAlgorithm	Base class for the AutoML algorithms which power EvalML.
DefaultAlgorithm	An automl algorithm that consists of two modes: fast and long, where fast is a subset of long.
IterativeAlgorithm	An automl algorithm which first fits a base round of pipelines with default parameters, then does a round of parameter tuning on each pipeline in order of performance.

Exceptions Summary

—

Contents

class evalml.automl.automl_algorithm.**AutoMLAlgorithm**(*allowed_pipelines=None, custom_hyperparameters=None, tuner_class=None, text_in_ensembling=False, random_seed=0, n_jobs=- 1*)

Base class for the AutoML algorithms which power EvalML.

This class represents an automated machine learning (AutoML) algorithm. It encapsulates the decision-making logic behind an automl search, by both deciding which pipelines to evaluate next and by deciding what set of parameters to configure the pipeline with.

To use this interface, you must define a next_batch method which returns the next group of pipelines to evaluate on the training data. That method may access state and results recorded from the previous batches, although that information is not tracked in a general way in this base class. Overriding add_result is a convenient way to record pipeline evaluation info if necessary.

Parameters

- **allowed_pipelines** (*list(class)*) – A list of PipelineBase subclasses indicating the pipelines allowed in the search. The default of None indicates all pipelines for this problem type are allowed.
- **custom_hyperparameters** (*dict*) – Custom hyperparameter ranges specified for pipelines to iterate over.
- **tuner_class** (*class*) – A subclass of Tuner, to be used to find parameters for each pipeline. The default of None indicates the SKOptTuner will be used.
- **text_in_ensembling** (*boolean*) – If True and ensembling is True, then n_jobs will be set to 1 to avoid downstream sklearn stacking issues related to nltk. Defaults to None.
- **random_seed** (*int*) – Seed for the random number generator. Defaults to 0.

Methods

add_result	Register results from evaluating a pipeline.
batch_number	Returns the number of batches which have been recommended so far.
next_batch	Get the next batch of pipelines to evaluate.
pipeline_number	Returns the number of pipelines which have been recommended so far.

add_result(*self, score_to_minimize, pipeline, trained_pipeline_results*)

Register results from evaluating a pipeline.

Parameters

- **score_to_minimize** (*float*) – The score obtained by this pipeline on the primary objective, converted so that lower values indicate better pipelines.
- **pipeline** (*PipelineBase*) – The trained pipeline object which was used to compute the score.

- **trained_pipeline_results** (*dict*) – Results from training a pipeline.

Raises **PipelineNotFoundError** – If pipeline is not allowed in search.

property batch_number(*self*)
Returns the number of batches which have been recommended so far.

abstract next_batch(*self*)
Get the next batch of pipelines to evaluate.

Returns A list of instances of PipelineBase subclasses, ready to be trained and evaluated.

Return type list[PipelineBase]

property pipeline_number(*self*)
Returns the number of pipelines which have been recommended so far.

exception evalml.automl.automl_algorithm.**AutoMLAlgorithmException**
Exception raised when an error is encountered during the computation of the automl algorithm.

class evalml.automl.automl_algorithm.**DefaultAlgorithm**(*X*, *y*, *problem_type*, *sampler_name*, *tuner_class=None*, *random_seed=0*, *pipeline_params=None*, *custom_hyperparameters=None*, *n_jobs=-1*, *text_in_ensembling=False*, *top_n=3*, *num_long_explore_pipelines=50*, *num_long_pipelines_per_batch=10*, *verbose=False*)
An automl algorithm that consists of two modes: fast and long, where fast is a subset of long.

1. **Naive pipelines:**
   a. run baseline with default preprocessing pipeline
   b. run naive linear model with default preprocessing pipeline
   c. run basic RF pipeline with default preprocessing pipeline
2. **Naive pipelines with feature selection**
   a. subsequent pipelines will use the selected features with a SelectedColumns transformer

At this point we have a single pipeline candidate for preprocessing and feature selection

3. **Pipelines with preprocessing components:**
   a. scan rest of estimators (our current batch 1).
4. First ensembling run

Fast mode ends here. Begin long mode.

6. **Run top 3 estimators:**
   a. Generate 50 random parameter sets. Run all 150 in one batch
7. Second ensembling run
8. **Repeat these indefinitely until stopping criterion is met:**
   a. For each of the previous top 3 estimators, sample 10 parameters from the tuner. Run all 30 in one batch

b. Run ensembling

Parameters

- **X** (*pd.DataFrame*) – Training data.
- **y** (*pd.Series*) – Target data.
- **problem_type** (*ProblemType*) – Problem type associated with training data.
- **sampler_name** (*BaseSampler*) – Sampler to use for preprocessing.
- **tuner_class** (*class*) – A subclass of Tuner, to be used to find parameters for each pipeline. The default of None indicates the SKOptTuner will be used.
- **random_seed** (*int*) – Seed for the random number generator. Defaults to 0.
- **pipeline_params** (*dict or None*) – Pipeline-level parameters that should be passed to the proposed pipelines. Defaults to None.
- **custom_hyperparameters** (*dict or None*) – Custom hyperparameter ranges specified for pipelines to iterate over. Defaults to None.
- **n_jobs** (*int or None*) – Non-negative integer describing level of parallelism used for pipelines. Defaults to -1.
- **text_in_ensembling** (*boolean*) – If True and ensembling is True, then n_jobs will be set to 1 to avoid downstream sklearn stacking issues related to nltk. Defaults to False.
- **top_n** (*int*) – top n number of pipelines to use for long mode.
- **num_long_explore_pipelines** (*int*) – number of pipelines to explore for each top n pipeline at the start of long mode.
- **num_long_pipelines_per_batch** (*int*) – number of pipelines per batch for each top n pipeline through long mode.

Methods

add_result	Register results from evaluating a pipeline. In batch number 2, the selected column names from the feature selector are taken to be used in a column selector. Information regarding the best pipeline is updated here as well.
batch_number	Returns the number of batches which have been recommended so far.
next_batch	Get the next batch of pipelines to evaluate.
pipeline_number	Returns the number of pipelines which have been recommended so far.

add_result (*self*, *score_to_minimize*, *pipeline*, *trained_pipeline_results*)

Register results from evaluating a pipeline. In batch number 2, the selected column names from the feature selector are taken to be used in a column selector. Information regarding the best pipeline is updated here as well.

Parameters

- **score_to_minimize** (*float*) – The score obtained by this pipeline on the primary objective, converted so that lower values indicate better pipelines.
- **pipeline** (*PipelineBase*) – The trained pipeline object which was used to compute

the score.

- **trained_pipeline_results** (*dict*) – Results from training a pipeline.

property batch_number(*self*)

Returns the number of batches which have been recommended so far.

next_batch(*self*)

Get the next batch of pipelines to evaluate.

Returns a list of instances of PipelineBase subclasses, ready to be trained and evaluated.

Return type list(PipelineBase)

property pipeline_number(*self*)

Returns the number of pipelines which have been recommended so far.

class evalml.automl.automl_algorithm.**IterativeAlgorithm**(*X, y, problem_type, sampler_name=None, allowed_model_families=None, allowed_component_graphs=None, max_batches=None, max_iterations=None, tuner_class=None, random_seed=0, pipelines_per_batch=5, n_jobs=-1, number_features=None, ensembling=False, text_in_ensembling=False, pipeline_params=None, custom_hyperparameters=None, _estimator_family_order=None, allow_long_running_models=False, verbose=False*)

An automl algorithm which first fits a base round of pipelines with default parameters, then does a round of parameter tuning on each pipeline in order of performance.

Parameters

- **X** (*pd.DataFrame*) – Training data.
- **y** (*pd.Series*) – Target data.
- **problem_type** (*ProblemType*) – Problem type associated with training data.
- **sampler_name** (*BaseSampler*) – Sampler to use for preprocessing. Defaults to None.
- **allowed_model_families** (*list(str, ModelFamily)*) – The model families to search. The default of None searches over all model families. Run evalml.pipelines.components.utils.allowed_model_families("binary") to see options. Change *binary* to *multiclass* or *regression* depending on the problem type. Note that if allowed_pipelines is provided, this parameter will be ignored.
- **allowed_component_graphs** (*dict*) – A dictionary of lists or ComponentGraphs indicating the component graphs allowed in the search. The format should follow { "Name_0": [list_of_components], "Name_1": [ComponentGraph(...)] }

The default of None indicates all pipeline component graphs for this problem type are allowed. Setting this field will cause allowed_model_families to be ignored.

e.g. allowed_component_graphs = { "My_Graph": ["Imputer", "One Hot Encoder", "Random Forest Classifier"] }

- **max_batches** (*int*) – The maximum number of batches to be evaluated. Used to determine ensembling. Defaults to None.
- **max_iterations** (*int*) – The maximum number of iterations to be evaluated. Used to determine ensembling. Defaults to None.
- **tuner_class** (*class*) – A subclass of Tuner, to be used to find parameters for each pipeline. The default of None indicates the SKOptTuner will be used.
- **random_seed** (*int*) – Seed for the random number generator. Defaults to 0.
- **pipelines_per_batch** (*int*) – The number of pipelines to be evaluated in each batch, after the first batch. Defaults to 5.
- **n_jobs** (*int or None*) – Non-negative integer describing level of parallelism used for pipelines. Defaults to None.
- **number_features** (*int*) – The number of columns in the input features. Defaults to None.
- **ensembling** (*boolean*) – If True, runs ensembling in a separate batch after every allowed pipeline class has been iterated over. Defaults to False.
- **text_in_ensembling** (*boolean*) – If True and ensembling is True, then n_jobs will be set to 1 to avoid downstream sklearn stacking issues related to nltk. Defaults to False.
- **pipeline_params** (*dict or None*) – Pipeline-level parameters that should be passed to the proposed pipelines. Defaults to None.
- **custom_hyperparameters** (*dict or None*) – Custom hyperparameter ranges specified for pipelines to iterate over. Defaults to None.
- **_estimator_family_order** (*list(ModelFamily) or None*) – specify the sort order for the first batch. Defaults to None, which uses _ESTIMATOR_FAMILY_ORDER.
- **allow_long_running_models** (*bool*) – Whether or not to allow longer-running models for large multiclass problems. If False and no pipelines, component graphs, or model families are provided, AutoMLSearch will not use Elastic Net or XGBoost when there are more than 75 multiclass targets and will not use CatBoost when there are more than 150 multiclass targets. Defaults to False.
- **verbose** (*boolean*) – Whether or not to display logging information regarding pipeline building. Defaults to False.

Methods

add_result	Register results from evaluating a pipeline.
batch_number	Returns the number of batches which have been recommended so far.
next_batch	Get the next batch of pipelines to evaluate.
pipeline_number	Returns the number of pipelines which have been recommended so far.

add_result(*self*, *score_to_minimize*, *pipeline*, *trained_pipeline_results*)

Register results from evaluating a pipeline.

Parameters

- **score_to_minimize** (*float*) – The score obtained by this pipeline on the primary objective, converted so that lower values indicate better pipelines.
- **pipeline** (*PipelineBase*) – The trained pipeline object which was used to compute the score.
- **trained_pipeline_results** (*dict*) – Results from training a pipeline.

Raises **ValueError** – If default parameters are not in the acceptable hyperparameter ranges.

property batch_number(*self*)

Returns the number of batches which have been recommended so far.

next_batch(*self*)

Get the next batch of pipelines to evaluate.

Returns A list of instances of PipelineBase subclasses, ready to be trained and evaluated.

Return type list[PipelineBase]

Raises ***AutoMLAlgorithmException*** – If no results were reported from the first batch.

property pipeline_number(*self*)

Returns the number of pipelines which have been recommended so far.

engine

EvalML Engine classes used to evaluate pipelines in AutoMLSearch.

Submodules

cf_engine

Custom CFClient API to match Dask's CFClient and allow context management.

Module Contents

Classes Summary

CFClient	Custom CFClient API to match Dask's CFClient and allow context management.
CFComputation	A Future-like wrapper around jobs created by the CFEngine.
CFEngine	The concurrent.futures (CF) engine.

Contents

class evalml.automl.engine.cf_engine.**CFClient**(*pool*)

Custom CFClient API to match Dask's CFClient and allow context management.

Parameters **pool** (*cf.ThreadPoolExecutor or cf.ProcessPoolExecutor*) – The resource pool to execute the futures work on.

Methods

close	Closes the underlying Executor.
is_closed	Property that determines whether the Engine's Client's resources are closed.
submit	Pass through to imitate Dask's Client API.

close(*self*)

Closes the underlying Executor.

property is_closed(*self*)

Property that determines whether the Engine's Client's resources are closed.

submit(*self*, **args*, ***kwargs*)

Pass through to imitate Dask's Client API.

class evalml.automl.engine.cf_engine.**CFComputation**(*future*)

A Future-like wrapper around jobs created by the CFEngine.

Parameters **future** (*cf.Future*) – The concurrent.futures.Future that is desired to be executed.

Methods

cancel	Cancel the current computation.
done	Returns whether the computation is done.
get_result	Gets the computation result. Will block until the computation is finished.
is_cancelled	Returns whether computation was cancelled.

cancel(*self*)

Cancel the current computation.

Returns

False if the call is currently being executed or finished running and cannot be cancelled. True if the call can be canceled.

Return type bool

done(*self*)

Returns whether the computation is done.

get_result(*self*)

Gets the computation result. Will block until the computation is finished.

Raises

- **Exception** – If computation fails. Returns traceback.
- **cf.TimeoutError** – If computation takes longer than default timeout time.
- **cf.CancelledError** – If computation was canceled before completing.

Returns The result of the requested job.

property is_cancelled(*self*)
Returns whether computation was cancelled.

class evalml.automl.engine.cf_engine.**CFEngine**(*client=None*)
The concurrent.futures (CF) engine.

Parameters **client** (*None or CFClient*) – If None, creates a threaded pool for processing. Defaults to None.

Methods

close	Function to properly shutdown the Engine's Client's resources.
is_closed	Property that determines whether the Engine's Client's resources are shutdown.
setup_job_log	Set up logger for job.
submit_evaluation_job	Send evaluation job to cluster.
submit_scoring_job	Send scoring job to cluster.
submit_training_job	Send training job to cluster.

close(*self*)
Function to properly shutdown the Engine's Client's resources.

property is_closed(*self*)
Property that determines whether the Engine's Client's resources are shutdown.

static setup_job_log()
Set up logger for job.

submit_evaluation_job(*self*, *automl_config*, *pipeline*, *X*, *y*)
Send evaluation job to cluster.

Parameters

- **automl_config** – Structure containing data passed from AutoMLSearch instance.
- **pipeline** (*pipeline.PipelineBase*) – Pipeline to evaluate.
- **X** (*pd.DataFrame*) – Input data for modeling.
- **y** (*pd.Series*) – Target data for modeling.

Returns

An object wrapping a reference to a future-like computation occurring in the resource pool

Return type *CFComputation*

submit_scoring_job(*self*, *automl_config*, *pipeline*, *X*, *y*, *objectives*, *X_train=None*, *y_train=None*)
Send scoring job to cluster.

Parameters

- **automl_config** – Structure containing data passed from AutoMLSearch instance.
- **pipeline** (*pipeline.PipelineBase*) – Pipeline to train.
- **X** (*pd.DataFrame*) – Input data for modeling.
- **y** (*pd.Series*) – Target data for modeling.

- **X_train** (*pd.DataFrame*) – Training features. Used for feature engineering in time series.
- **y_train** (*pd.Series*) – Training target. Used for feature engineering in time series.
- **objectives** (*list[ObjectiveBase]*) – Objectives to score on.

Returns

An object wrapping a reference to a future-like computation occurring in the resource pool.

Return type *CFComputation*

submit_training_job(*self*, *automl_config*, *pipeline*, *X*, *y*)

Send training job to cluster.

Parameters

- **automl_config** – Structure containing data passed from AutoMLSearch instance.
- **pipeline** (*pipeline.PipelineBase*) – Pipeline to train.
- **X** (*pd.DataFrame*) – Input data for modeling.
- **y** (*pd.Series*) – Target data for modeling.

Returns

An object wrapping a reference to a future-like computation occurring in the resource pool

Return type *CFComputation*

dask_engine

A Future-like wrapper around jobs created by the DaskEngine.

Module Contents

Classes Summary

DaskComputation	A Future-like wrapper around jobs created by the DaskEngine.
DaskEngine	The dask engine.

Contents

class evalml.automl.engine.dask_engine.**DaskComputation**(*dask_future*)

A Future-like wrapper around jobs created by the DaskEngine.

Parameters **dask_future** (*callable*) – Computation to do.

Methods

cancel	Cancel the current computation.

continues on next page

Table 50 – continued from previous page

done	Returns whether the computation is done.
get_result	Gets the computation result. Will block until the computation is finished.
is_cancelled	Returns whether computation was cancelled.

cancel(*self*)
Cancel the current computation.

done(*self*)
Returns whether the computation is done.

get_result(*self*)
Gets the computation result. Will block until the computation is finished.

Raises **Exception** – If computation fails. Returns traceback.

Returns Computation results.

property is_cancelled(*self*)
Returns whether computation was cancelled.

class evalml.automl.engine.dask_engine.**DaskEngine**(*cluster=None*)
The dask engine.

Parameters **cluster** (*None or dd.Client*) – If None, creates a local, threaded Dask client for processing. Defaults to None.

Methods

close	Closes the underlying cluster.
is_closed	Property that determines whether the Engine's Client's resources are shutdown.
send_data_to_cluster	Send data to the cluster.
setup_job_log	Set up logger for job.
submit_evaluation_job	Send evaluation job to cluster.
submit_scoring_job	Send scoring job to cluster.
submit_training_job	Send training job to cluster.

close(*self*)
Closes the underlying cluster.

property is_closed(*self*)
Property that determines whether the Engine's Client's resources are shutdown.

send_data_to_cluster(*self*, *X*, *y*)
Send data to the cluster.

The implementation uses caching so the data is only sent once. This follows dask best practices.

Parameters

- **X** (*pd.DataFrame*) – Input data for modeling.
- **y** (*pd.Series*) – Target data for modeling.

Returns The modeling data.

Return type dask.Future

static setup_job_log()
Set up logger for job.

submit_evaluation_job(*self*, *automl_config*, *pipeline*, *X*, *y*)
Send evaluation job to cluster.

Parameters

- **automl_config** – Structure containing data passed from AutoMLSearch instance.
- **pipeline** (*pipeline.PipelineBase*) – Pipeline to evaluate.
- **X** (*pd.DataFrame*) – Input data for modeling.
- **y** (*pd.Series*) – Target data for modeling.

Returns

An object wrapping a reference to a future-like computation occurring in the dask cluster.

Return type *DaskComputation*

submit_scoring_job(*self*, *automl_config*, *pipeline*, *X*, *y*, *objectives*, *X_train=None*, *y_train=None*)
Send scoring job to cluster.

Parameters

- **automl_config** – Structure containing data passed from AutoMLSearch instance.
- **pipeline** (*pipeline.PipelineBase*) – Pipeline to train.
- **X** (*pd.DataFrame*) – Input data for modeling.
- **y** (*pd.Series*) – Target data for modeling.
- **X_train** (*pd.DataFrame*) – Training features. Used for feature engineering in time series.
- **y_train** (*pd.Series*) – Training target. Used for feature engineering in time series.
- **objectives** (*list[ObjectiveBase]*) – List of objectives to score on.

Returns

An object wrapping a reference to a future-like computation occurring in the dask cluster.

Return type *DaskComputation*

submit_training_job(*self*, *automl_config*, *pipeline*, *X*, *y*)
Send training job to cluster.

Parameters

- **automl_config** – Structure containing data passed from AutoMLSearch instance.
- **pipeline** (*pipeline.PipelineBase*) – Pipeline to train.
- **X** (*pd.DataFrame*) – Input data for modeling.
- **y** (*pd.Series*) – Target data for modeling.

Returns

An object wrapping a reference to a future-like computation occurring in the dask cluster.

Return type *DaskComputation*

engine_base

Base class for EvalML engines.

Module Contents

Classes Summary

EngineBase	Base class for EvalML engines.
EngineComputation	Wrapper around the result of a (possibly asynchronous) engine computation.
JobLogger	Mimic the behavior of a python logging.Logger but stores all messages rather than actually logging them.

Functions

evaluate_pipeline	Function submitted to the submit_evaluation_job engine method.
score_pipeline	Wrap around pipeline.score method to make it easy to score pipelines with dask.
train_and_score_pipeline	Given a pipeline, config and data, train and score the pipeline and return the CV or TV scores.
train_pipeline	Train a pipeline and tune the threshold if necessary.

Contents

class evalml.automl.engine.engine_base.**EngineBase**

Base class for EvalML engines.

Methods

setup_job_log	Set up logger for job.
submit_evaluation_job	Submit job for pipeline evaluation during AutoMLSearch.
submit_scoring_job	Submit job for pipeline scoring.
submit_training_job	Submit job for pipeline training.

static setup_job_log()

Set up logger for job.

abstract submit_evaluation_job(*self*, *automl_config*, *pipeline*, *X*, *y*)

Submit job for pipeline evaluation during AutoMLSearch.

abstract submit_scoring_job(*self*, *automl_config*, *pipeline*, *X*, *y*, *objectives*, *X_train=None*, *y_train=None*)

Submit job for pipeline scoring.

abstract submit_training_job(*self*, *automl_config*, *pipeline*, *X*, *y*)

Submit job for pipeline training.

class evalml.automl.engine.engine_base.**EngineComputation**

Wrapper around the result of a (possibly asynchronous) engine computation.

Methods

cancel	Cancel the computation.
done	Whether the computation is done.
get_result	Gets the computation result. Will block until the computation is finished.

abstract cancel(*self*)

Cancel the computation.

abstract done(*self*)

Whether the computation is done.

abstract get_result(*self*)

Gets the computation result. Will block until the computation is finished.

Raises Exception: If computation fails. Returns traceback.

evalml.automl.engine.engine_base.**evaluate_pipeline**(*pipeline*, *automl_config*, *X*, *y*, *logger*)

Function submitted to the submit_evaluation_job engine method.

Parameters

- **pipeline** (*PipelineBase*) – The pipeline to score.
- **automl_config** (*AutoMLConfig*) – The AutoMLSearch object, used to access config and the error callback.
- **X** (*pd.DataFrame*) – Training features.
- **y** (*pd.Series*) – Training target.
- **logger** – Logger object to write to.

Returns

First - A dict containing cv_score_mean, cv_scores, training_time and a cv_data structure with details. Second - The pipeline class we trained and scored. Third - the job logger instance with all the recorded messages.

Return type tuple of three items

class evalml.automl.engine.engine_base.**JobLogger**

Mimic the behavior of a python logging.Logger but stores all messages rather than actually logging them.

This is used during engine jobs so that log messages are recorded after the job completes. This is desired so that all of the messages for a single job are grouped together in the log.

Methods

debug	Store message at the debug level.
error	Store message at the error level.
info	Store message at the info level.
warning	Store message at the warning level.
write_to_logger	Write all the messages to the logger, first in, first out (FIFO) order.

debug (*self*, *msg*)
Store message at the debug level.

error (*self*, *msg*)
Store message at the error level.

info (*self*, *msg*)
Store message at the info level.

warning (*self*, *msg*)
Store message at the warning level.

write_to_logger (*self*, *logger*)
Write all the messages to the logger, first in, first out (FIFO) order.

evalml.automl.engine.engine_base.**score_pipeline** (*pipeline*, *X*, *y*, *objectives*, *X_train=None*, *y_train=None*, *X_schema=None*, *y_schema=None*)

Wrap around pipeline.score method to make it easy to score pipelines with dask.

Parameters

- **pipeline** (*PipelineBase*) – The pipeline to score.
- **X** (*pd.DataFrame*) – Features to score on.
- **y** (*pd.Series*) – Target used to calculate scores.
- **objectives** (*list[ObjectiveBase]*) – List of objectives to score on.
- **X_train** (*pd.DataFrame*) – Training features. Used for feature engineering in time series.
- **y_train** (*pd.Series*) – Training target. Used for feature engineering in time series.
- **X_schema** (*ww.TableSchema*) – Schema for features. Defaults to None.
- **y_schema** (*ww.ColumnSchema*) – Schema for columns. Defaults to None.

Returns Dictionary object containing pipeline scores.

Return type dict

evalml.automl.engine.engine_base.**train_and_score_pipeline** (*pipeline*, *automl_config*, *full_X_train*, *full_y_train*, *logger*)

Given a pipeline, config and data, train and score the pipeline and return the CV or TV scores.

Parameters

- **pipeline** (*PipelineBase*) – The pipeline to score.
- **automl_config** (*AutoMLSearch*) – The AutoMLSearch object, used to access config and the error callback.
- **full_X_train** (*pd.DataFrame*) – Training features.
- **full_y_train** (*pd.Series*) – Training target.
- **logger** – Logger object to write to.

Raises **Exception** – If there are missing target values in the training set after data split.

Returns

First - A dict containing cv_score_mean, cv_scores, training_time and a cv_data structure with details. Second - The pipeline class we trained and scored. Third - the job logger instance with all the recorded messages.

Return type tuple of three items

`evalml.automl.engine.engine_base.train_pipeline(pipeline, X, y, automl_config, schema=True)`

Train a pipeline and tune the threshold if necessary.

Parameters

- **pipeline** (*PipelineBase*) – Pipeline to train.
- **X** (*pd.DataFrame*) – Features to train on.
- **y** (*pd.Series*) – Target to train on.
- **automl_config** (*AutoMLSearch*) – The AutoMLSearch object, used to access config and the error callback.
- **schema** (*bool*) – Whether to use the schemas for X and y. Defaults to True.

Returns A trained pipeline instance.

Return type pipeline (PipelineBase)

sequential_engine

A Future-like api for jobs created by the SequentialEngine, an Engine that sequentially computes the submitted jobs.

Module Contents

Classes Summary

SequentialComputation	A Future-like api for jobs created by the SequentialEngine, an Engine that sequentially computes the submitted jobs.
SequentialEngine	The default engine for the AutoML search.

Contents

class `evalml.automl.engine.sequential_engine.SequentialComputation(work, **kwargs)`

A Future-like api for jobs created by the SequentialEngine, an Engine that sequentially computes the submitted jobs.

In order to separate the engine from the AutoMLSearch loop, we need the sequential computations to behave the same way as concurrent computations from AutoMLSearch's point-of-view. One way to do this is by delaying the computation in the sequential engine until get_result is called. Since AutoMLSearch will call get_result only when the computation is "done", by always returning True in done() we make sure that get_result is called in the order that the jobs are submitted. So the computations happen sequentially!

Parameters **work** (*callable*) – Computation that should be done by the engine.

Methods

cancel	Cancel the current computation.
done	Whether the computation is done.
get_result	Gets the computation result. Will block until the computation is finished.

cancel (*self*)
Cancel the current computation.

done (*self*)
Whether the computation is done.

Returns Always returns True.

Return type bool

get_result (*self*)
Gets the computation result. Will block until the computation is finished.

Raises **Exception** – If computation fails. Returns traceback.

Returns Computation results.

class evalml.automl.engine.sequential_engine.**SequentialEngine**
The default engine for the AutoML search.

Trains and scores pipelines locally and sequentially.

Methods

close	No-op.
setup_job_log	Set up logger for job.
submit_evaluation_job	Submit a job to evaluate a pipeline.
submit_scoring_job	Submit a job to score a pipeline.
submit_training_job	Submit a job to train a pipeline.

close (*self*)
No-op.

static setup_job_log ()
Set up logger for job.

submit_evaluation_job (*self*, *automl_config*, *pipeline*, *X*, *y*)
Submit a job to evaluate a pipeline.

Parameters

- **automl_config** – Structure containing data passed from AutoMLSearch instance.
- **pipeline** (*pipeline.PipelineBase*) – Pipeline to evaluate.
- **X** (*pd.DataFrame*) – Input data for modeling.
- **y** (*pd.Series*) – Target data for modeling.

Returns Computation result.

Return type *SequentialComputation*

submit_scoring_job (*self*, *automl_config*, *pipeline*, *X*, *y*, *objectives*, *X_train=None*, *y_train=None*)
Submit a job to score a pipeline.

Parameters

- **automl_config** – Structure containing data passed from AutoMLSearch instance.
- **pipeline** (*pipeline.PipelineBase*) – Pipeline to train.
- **X** (*pd.DataFrame*) – Input data for modeling.
- **y** (*pd.Series*) – Target data for modeling.
- **X_train** (*pd.DataFrame*) – Training features. Used for feature engineering in time series.
- **y_train** (*pd.Series*) – Training target. Used for feature engineering in time series.
- **objectives** (*list[ObjectiveBase]*) – List of objectives to score on.

Returns Computation result.

Return type *SequentialComputation*

submit_training_job(*self*, *automl_config*, *pipeline*, *X*, *y*)

Submit a job to train a pipeline.

Parameters

- **automl_config** – Structure containing data passed from AutoMLSearch instance.
- **pipeline** (*pipeline.PipelineBase*) – Pipeline to evaluate.
- **X** (*pd.DataFrame*) – Input data for modeling.
- **y** (*pd.Series*) – Target data for modeling.

Returns Computation result.

Return type *SequentialComputation*

Package Contents

Classes Summary

CFEngine	The concurrent.futures (CF) engine.
DaskEngine	The dask engine.
EngineBase	Base class for EvalML engines.
EngineComputation	Wrapper around the result of a (possibly asynchronous) engine computation.
SequentialEngine	The default engine for the AutoML search.

Functions

evaluate_pipeline	Function submitted to the submit_evaluation_job engine method.
train_and_score_pipeline	Given a pipeline, config and data, train and score the pipeline and return the CV or TV scores.
train_pipeline	Train a pipeline and tune the threshold if necessary.

Contents

class evalml.automl.engine.**CFEngine**(*client=None*)

The concurrent.futures (CF) engine.

Parameters **client** (*None or CFClient*) – If None, creates a threaded pool for processing. Defaults to None.

Methods

close	Function to properly shutdown the Engine's Client's resources.
is_closed	Property that determines whether the Engine's Client's resources are shutdown.
setup_job_log	Set up logger for job.
submit_evaluation_job	Send evaluation job to cluster.
submit_scoring_job	Send scoring job to cluster.
submit_training_job	Send training job to cluster.

close(*self*)

Function to properly shutdown the Engine's Client's resources.

property is_closed(*self*)

Property that determines whether the Engine's Client's resources are shutdown.

static setup_job_log()

Set up logger for job.

submit_evaluation_job(*self*, *automl_config*, *pipeline*, *X*, *y*)

Send evaluation job to cluster.

Parameters

- **automl_config** – Structure containing data passed from AutoMLSearch instance.
- **pipeline** (*pipeline.PipelineBase*) – Pipeline to evaluate.
- **X** (*pd.DataFrame*) – Input data for modeling.
- **y** (*pd.Series*) – Target data for modeling.

Returns

An object wrapping a reference to a future-like computation occurring in the resource pool

Return type CFComputation

submit_scoring_job(*self*, *automl_config*, *pipeline*, *X*, *y*, *objectives*, *X_train=None*, *y_train=None*)

Send scoring job to cluster.

Parameters

- **automl_config** – Structure containing data passed from AutoMLSearch instance.
- **pipeline** (*pipeline.PipelineBase*) – Pipeline to train.
- **X** (*pd.DataFrame*) – Input data for modeling.
- **y** (*pd.Series*) – Target data for modeling.
- **X_train** (*pd.DataFrame*) – Training features. Used for feature engineering in time series.

- **y_train** (*pd.Series*) – Training target. Used for feature engineering in time series.
- **objectives** (*list[ObjectiveBase]*) – Objectives to score on.

Returns

An object wrapping a reference to a future-like computation occurring in the resource pool.

Return type CFComputation

submit_training_job(*self*, *automl_config*, *pipeline*, *X*, *y*)

Send training job to cluster.

Parameters

- **automl_config** – Structure containing data passed from AutoMLSearch instance.
- **pipeline** (*pipeline.PipelineBase*) – Pipeline to train.
- **X** (*pd.DataFrame*) – Input data for modeling.
- **y** (*pd.Series*) – Target data for modeling.

Returns

An object wrapping a reference to a future-like computation occurring in the resource pool

Return type CFComputation

class evalml.automl.engine.**DaskEngine**(*cluster=None*)

The dask engine.

Parameters **cluster** (*None or dd.Client*) – If None, creates a local, threaded Dask client for processing. Defaults to None.

Methods

close	Closes the underlying cluster.
is_closed	Property that determines whether the Engine's Client's resources are shutdown.
send_data_to_cluster	Send data to the cluster.
setup_job_log	Set up logger for job.
submit_evaluation_job	Send evaluation job to cluster.
submit_scoring_job	Send scoring job to cluster.
submit_training_job	Send training job to cluster.

close(*self*)

Closes the underlying cluster.

property is_closed(*self*)

Property that determines whether the Engine's Client's resources are shutdown.

send_data_to_cluster(*self*, *X*, *y*)

Send data to the cluster.

The implementation uses caching so the data is only sent once. This follows dask best practices.

Parameters

- **X** (*pd.DataFrame*) – Input data for modeling.
- **y** (*pd.Series*) – Target data for modeling.

Returns The modeling data.

Return type dask.Future

static setup_job_log()
Set up logger for job.

submit_evaluation_job(*self*, *automl_config*, *pipeline*, *X*, *y*)
Send evaluation job to cluster.

Parameters

- **automl_config** – Structure containing data passed from AutoMLSearch instance.
- **pipeline** (*pipeline.PipelineBase*) – Pipeline to evaluate.
- **X** (*pd.DataFrame*) – Input data for modeling.
- **y** (*pd.Series*) – Target data for modeling.

Returns

An object wrapping a reference to a future-like computation occurring in the dask cluster.

Return type DaskComputation

submit_scoring_job(*self*, *automl_config*, *pipeline*, *X*, *y*, *objectives*, *X_train=None*, *y_train=None*)
Send scoring job to cluster.

Parameters

- **automl_config** – Structure containing data passed from AutoMLSearch instance.
- **pipeline** (*pipeline.PipelineBase*) – Pipeline to train.
- **X** (*pd.DataFrame*) – Input data for modeling.
- **y** (*pd.Series*) – Target data for modeling.
- **X_train** (*pd.DataFrame*) – Training features. Used for feature engineering in time series.
- **y_train** (*pd.Series*) – Training target. Used for feature engineering in time series.
- **objectives** (*list[ObjectiveBase]*) – List of objectives to score on.

Returns

An object wrapping a reference to a future-like computation occurring in the dask cluster.

Return type DaskComputation

submit_training_job(*self*, *automl_config*, *pipeline*, *X*, *y*)
Send training job to cluster.

Parameters

- **automl_config** – Structure containing data passed from AutoMLSearch instance.
- **pipeline** (*pipeline.PipelineBase*) – Pipeline to train.
- **X** (*pd.DataFrame*) – Input data for modeling.
- **y** (*pd.Series*) – Target data for modeling.

Returns

An object wrapping a reference to a future-like computation occurring in the dask cluster.

Return type DaskComputation

class evalml.automl.engine.**EngineBase**

Base class for EvalML engines.

Methods

setup_job_log	Set up logger for job.
submit_evaluation_job	Submit job for pipeline evaluation during AutoMLSearch.
submit_scoring_job	Submit job for pipeline scoring.
submit_training_job	Submit job for pipeline training.

static setup_job_log()

Set up logger for job.

abstract submit_evaluation_job(*self*, *automl_config*, *pipeline*, *X*, *y*)

Submit job for pipeline evaluation during AutoMLSearch.

abstract submit_scoring_job(*self*, *automl_config*, *pipeline*, *X*, *y*, *objectives*, *X_train=None*, *y_train=None*)

Submit job for pipeline scoring.

abstract submit_training_job(*self*, *automl_config*, *pipeline*, *X*, *y*)

Submit job for pipeline training.

class evalml.automl.engine.**EngineComputation**

Wrapper around the result of a (possibly asynchronous) engine computation.

Methods

cancel	Cancel the computation.
done	Whether the computation is done.
get_result	Gets the computation result. Will block until the computation is finished.

abstract cancel(*self*)

Cancel the computation.

abstract done(*self*)

Whether the computation is done.

abstract get_result(*self*)

Gets the computation result. Will block until the computation is finished.

Raises Exception: If computation fails. Returns traceback.

evalml.automl.engine.**evaluate_pipeline**(*pipeline*, *automl_config*, *X*, *y*, *logger*)

Function submitted to the submit_evaluation_job engine method.

Parameters

- **pipeline** (*PipelineBase*) – The pipeline to score.
- **automl_config** (*AutoMLConfig*) – The AutoMLSearch object, used to access config and the error callback.
- **X** (*pd.DataFrame*) – Training features.

- **y** (*pd.Series*) – Training target.
- **logger** – Logger object to write to.

Returns

First - A dict containing cv_score_mean, cv_scores, training_time and a cv_data structure with details. Second - The pipeline class we trained and scored. Third - the job logger instance with all the recorded messages.

Return type tuple of three items

class evalml.automl.engine.**SequentialEngine**

The default engine for the AutoML search.

Trains and scores pipelines locally and sequentially.

Methods

close	No-op.
setup_job_log	Set up logger for job.
submit_evaluation_job	Submit a job to evaluate a pipeline.
submit_scoring_job	Submit a job to score a pipeline.
submit_training_job	Submit a job to train a pipeline.

close(*self*)

No-op.

static setup_job_log()

Set up logger for job.

submit_evaluation_job(*self*, *automl_config*, *pipeline*, *X*, *y*)

Submit a job to evaluate a pipeline.

Parameters

- **automl_config** – Structure containing data passed from AutoMLSearch instance.
- **pipeline** (*pipeline.PipelineBase*) – Pipeline to evaluate.
- **X** (*pd.DataFrame*) – Input data for modeling.
- **y** (*pd.Series*) – Target data for modeling.

Returns Computation result.

Return type SequentialComputation

submit_scoring_job(*self*, *automl_config*, *pipeline*, *X*, *y*, *objectives*, *X_train=None*, *y_train=None*)

Submit a job to score a pipeline.

Parameters

- **automl_config** – Structure containing data passed from AutoMLSearch instance.
- **pipeline** (*pipeline.PipelineBase*) – Pipeline to train.
- **X** (*pd.DataFrame*) – Input data for modeling.
- **y** (*pd.Series*) – Target data for modeling.
- **X_train** (*pd.DataFrame*) – Training features. Used for feature engineering in time series.
- **y_train** (*pd.Series*) – Training target. Used for feature engineering in time series.

- **objectives** (*list[ObjectiveBase]*) – List of objectives to score on.

Returns Computation result.

Return type SequentialComputation

submit_training_job(*self*, *automl_config*, *pipeline*, *X*, *y*)

Submit a job to train a pipeline.

Parameters

- **automl_config** – Structure containing data passed from AutoMLSearch instance.
- **pipeline** (*pipeline.PipelineBase*) – Pipeline to evaluate.
- **X** (*pd.DataFrame*) – Input data for modeling.
- **y** (*pd.Series*) – Target data for modeling.

Returns Computation result.

Return type SequentialComputation

evalml.automl.engine.**train_and_score_pipeline**(*pipeline*, *automl_config*, *full_X_train*, *full_y_train*, *logger*)

Given a pipeline, config and data, train and score the pipeline and return the CV or TV scores.

Parameters

- **pipeline** (*PipelineBase*) – The pipeline to score.
- **automl_config** (*AutoMLSearch*) – The AutoMLSearch object, used to access config and the error callback.
- **full_X_train** (*pd.DataFrame*) – Training features.
- **full_y_train** (*pd.Series*) – Training target.
- **logger** – Logger object to write to.

Raises **Exception** – If there are missing target values in the training set after data split.

Returns

First - A dict containing cv_score_mean, cv_scores, training_time and a cv_data structure with details. Second - The pipeline class we trained and scored. Third - the job logger instance with all the recorded messages.

Return type tuple of three items

evalml.automl.engine.**train_pipeline**(*pipeline*, *X*, *y*, *automl_config*, *schema=True*)

Train a pipeline and tune the threshold if necessary.

Parameters

- **pipeline** (*PipelineBase*) – Pipeline to train.
- **X** (*pd.DataFrame*) – Features to train on.
- **y** (*pd.Series*) – Target to train on.
- **automl_config** (*AutoMLSearch*) – The AutoMLSearch object, used to access config and the error callback.
- **schema** (*bool*) – Whether to use the schemas for X and y. Defaults to True.

Returns A trained pipeline instance.

Return type pipeline (PipelineBase)

Submodules

automl_search

EvalML's core AutoML object.

Module Contents

Classes Summary

AutoMLSearch	Automated Pipeline search.

Functions

build_engine_from_str	Function that converts a convenience string for an parallel engine type and returns an instance of that engine.
search	Given data and configuration, run an automl search.
search_iterative	Given data and configuration, run an automl search.

Contents

class evalml.automl.automl_search.**AutoMLSearch**(*X_train=None, y_train=None, problem_type=None, objective='auto', max_iterations=None, max_time=None, patience=None, tolerance=None, data_splitter=None, allowed_component_graphs=None, allowed_model_families=None, start_iteration_callback=None, add_result_callback=None, error_callback=None, additional_objectives=None, alternate_thresholding_objective='F1', random_seed=0, n_jobs=-1, tuner_class=None, optimize_thresholds=True, ensembling=False, max_batches=None, problem_configuration=None, train_best_pipeline=True, pipeline_parameters=None, custom_hyperparameters=None, sampler_method='auto', sampler_balanced_ratio=0.25, allow_long_running_models=False, _ensembling_split_size=0.2, _pipelines_per_batch=5, _automl_algorithm='iterative', engine='sequential', verbose=False*)

Automated Pipeline search.

Parameters

- **X_train** (*pd.DataFrame*) – The input training data of shape [n_samples, n_features]. Required.
- **y_train** (*pd.Series*) – The target training data of length [n_samples]. Required for supervised learning tasks.
- **problem_type** (*str or ProblemTypes*) – Type of supervised learning problem. See evalml.problem_types.ProblemType.all_problem_types for a full list.
- **objective** (*str, ObjectiveBase*) – The objective to optimize for. Used to propose and rank pipelines, but not for optimizing each pipeline during fit-time. When set to 'auto', chooses: - LogLossBinary for binary classification problems, - LogLossMulticlass for multiclass classification problems, and - R2 for regression problems.
- **max_iterations** (*int*) – Maximum number of iterations to search. If max_iterations and max_time is not set, then max_iterations will default to max_iterations of 5.
- **max_time** (*int, str*) – Maximum time to search for pipelines. This will not start a new pipeline search after the duration has elapsed. If it is an integer, then the time will be in seconds. For strings, time can be specified as seconds, minutes, or hours.
- **patience** (*int*) – Number of iterations without improvement to stop search early. Must be positive. If None, early stopping is disabled. Defaults to None.

- **tolerance** (*float*) – Minimum percentage difference to qualify as score improvement for early stopping. Only applicable if patience is not None. Defaults to None.
- **allowed_component_graphs** (*dict*) – A dictionary of lists or ComponentGraphs indicating the component graphs allowed in the search. The format should follow { "Name_0": [list_of_components], "Name_1": ComponentGraph(...) }

  The default of None indicates all pipeline component graphs for this problem type are allowed. Setting this field will cause allowed_model_families to be ignored.

  e.g. allowed_component_graphs = { "My_Graph": ["Imputer", "One Hot Encoder", "Random Forest Classifier"] }
- **allowed_model_families** (*list(str, ModelFamily)*) – The model families to search. The default of None searches over all model families. Run evalml.pipelines.components.utils.allowed_model_families("binary") to see options. Change *binary* to *multiclass* or *regression* depending on the problem type. Note that if allowed_pipelines is provided, this parameter will be ignored.
- **data_splitter** (*sklearn.model_selection.BaseCrossValidator*) – Data splitting method to use. Defaults to StratifiedKFold.
- **tuner_class** – The tuner class to use. Defaults to SKOptTuner.
- **optimize_thresholds** (*bool*) – Whether or not to optimize the binary pipeline threshold. Defaults to True.
- **start_iteration_callback** (*callable*) – Function called before each pipeline training iteration. Callback function takes three positional parameters: The pipeline instance and the AutoMLSearch object.
- **add_result_callback** (*callable*) – Function called after each pipeline training iteration. Callback function takes three positional parameters: A dictionary containing the training results for the new pipeline, an untrained_pipeline containing the parameters used during training, and the AutoMLSearch object.
- **error_callback** (*callable*) – Function called when *search()* errors and raises an Exception. Callback function takes three positional parameters: the Exception raised, the traceback, and the AutoMLSearch object. Must also accepts kwargs, so AutoMLSearch is able to pass along other appropriate parameters by default. Defaults to None, which will call *log_error_callback*.
- **additional_objectives** (*list*) – Custom set of objectives to score on. Will override default objectives for problem type if not empty.
- **alternate_thresholding_objective** (*str*) – The objective to use for thresholding binary classification pipelines if the main objective provided isn't tuneable. Defaults to F1.
- **random_seed** (*int*) – Seed for the random number generator. Defaults to 0.
- **n_jobs** (*int or None*) – Non-negative integer describing level of parallelism used for pipelines. None and 1 are equivalent. If set to -1, all CPUs are used. For n_jobs below -1, (n_cpus + 1 + n_jobs) are used.
- **ensembling** (*boolean*) – If True, runs ensembling in a separate batch after every allowed pipeline class has been iterated over. If the number of unique pipelines to search over per batch is one, ensembling will not run. Defaults to False.
- **max_batches** (*int*) – The maximum number of batches of pipelines to search. Parameters max_time, and max_iterations have precedence over stopping the search.

- **problem_configuration** (*dict, None*) – Additional parameters needed to configure the search. For example, in time series problems, values should be passed in for the time_index, gap, forecast_horizon, and max_delay variables.
- **train_best_pipeline** (*boolean*) – Whether or not to train the best pipeline before returning it. Defaults to True.
- **pipeline_parameters** (*dict*) – A dict of the parameters used to initialize a pipeline with. Keys should consist of the component names and values should specify parameter values

  e.g. pipeline_parameters = { 'Imputer' : { 'numeric_impute_strategy': 'most_frequent' } }
- **custom_hyperparameters** (*dict*) – A dict of the hyperparameter ranges used to iterate over during search. Keys should consist of the component names and values should specify a singular value or skopt.Space.

  e.g. custom_hyperparameters = { 'Imputer' : { 'numeric_impute_strategy': Categorical(['most_frequent', 'median']) } }
- **sampler_method** (*str*) – The data sampling component to use in the pipelines if the problem type is classification and the target balance is smaller than the sampler_balanced_ratio. Either 'auto', which will use our preferred sampler for the data, 'Undersampler', 'Oversampler', or None. Defaults to 'auto'.
- **sampler_balanced_ratio** (*float*) – The minority:majority class ratio that we consider balanced, so a 1:4 ratio would be equal to 0.25. If the class balance is larger than this provided value, then we will not add a sampler since the data is then considered balanced. Overrides the *sampler_ratio* of the samplers. Defaults to 0.25.
- **allow_long_running_models** (*bool*) – Whether or not to allow longer-running models for large multiclass problems. If False and no pipelines, component graphs, or model families are provided, AutoMLSearch will not use Elastic Net or XGBoost when there are more than 75 multiclass targets and will not use CatBoost when there are more than 150 multiclass targets. Defaults to False.
- **_ensembling_split_size** (*float*) – The amount of the training data we'll set aside for training ensemble metalearners. Only used when ensembling is True. Must be between 0 and 1, exclusive. Defaults to 0.2
- **_pipelines_per_batch** (*int*) – The number of pipelines to train for every batch after the first one. The first batch will train a baseline pipline + one of each pipeline family allowed in the search.
- **_automl_algorithm** (*str*) – The automl algorithm to use. Currently the two choices are 'iterative' and 'default'. Defaults to *iterative*.
- **engine** (*EngineBase or str*) – The engine instance used to evaluate pipelines. Dask or concurrent.futures engines can also be chosen by providing a string from the list ["sequential", "cf_threaded", "cf_process", "dask_threaded", "dask_process"]. If a parallel engine is selected this way, the maximum amount of parallelism, as determined by the engine, will be used. Defaults to "sequential".
- **verbose** (*boolean*) – Whether or not to display semi-real-time updates to stdout while search is running. Defaults to False.

Methods

add_to_rankings	Fits and evaluates a given pipeline then adds the results to the automl rankings with the requirement that automl search has been run.
best_pipeline	Returns a trained instance of the best pipeline and parameters found during automl search. If *train_best_pipeline* is set to False, returns an untrained pipeline instance.
close_engine	Function to explicitly close the engine, client, parallel resources.
describe_pipeline	Describe a pipeline.
full_rankings	Returns a pandas.DataFrame with scoring results from all pipelines searched.
get_ensembler_input_pipelines	Returns a list of input pipeline IDs given an ensembler pipeline ID.
get_pipeline	Given the ID of a pipeline training result, returns an untrained instance of the specified pipeline initialized with the parameters used to train that pipeline during automl search.
load	Loads AutoML object at file path.
plot	Return an instance of the plot with the latest scores.
rankings	Returns a pandas.DataFrame with scoring results from the highest-scoring set of parameters used with each pipeline.
results	Class that allows access to a copy of the results from *automl_search*.
save	Saves AutoML object at file path.
score_pipelines	Score a list of pipelines on the given holdout data.
search	Find the best pipeline for the data set.
train_pipelines	Train a list of pipelines on the training data.

add_to_rankings(*self*, *pipeline*)

Fits and evaluates a given pipeline then adds the results to the automl rankings with the requirement that automl search has been run.

Parameters **pipeline** (*PipelineBase*) – pipeline to train and evaluate.

property best_pipeline(*self*)

Returns a trained instance of the best pipeline and parameters found during automl search. If *train_best_pipeline* is set to False, returns an untrained pipeline instance.

Returns A trained instance of the best pipeline and parameters found during automl search. If *train_best_pipeline* is set to False, returns an untrained pipeline instance.

Return type PipelineBase

Raises **PipelineNotFoundError** – If this is called before .search() is called.

close_engine(*self*)

Function to explicitly close the engine, client, parallel resources.

describe_pipeline(*self*, *pipeline_id*, *return_dict=False*)

Describe a pipeline.

Parameters

- **pipeline_id** (*int*) – pipeline to describe

- **return_dict** (*bool*) – If True, return dictionary of information about pipeline. Defaults to False.

Returns Description of specified pipeline. Includes information such as type of pipeline components, problem, training time, cross validation, etc.

Raises **PipelineNotFoundError** – If pipeline_id is not a valid ID.

property full_rankings (*self*)

Returns a pandas.DataFrame with scoring results from all pipelines searched.

get_ensembler_input_pipelines (*self*, *ensemble_pipeline_id*)

Returns a list of input pipeline IDs given an ensembler pipeline ID.

Parameters **ensemble_pipeline_id** (*id*) – Ensemble pipeline ID to get input pipeline IDs from.

Returns A list of ensemble input pipeline IDs.

Return type list[int]

Raises **ValueError** – If *ensemble_pipeline_id* does not correspond to a valid ensemble pipeline ID.

get_pipeline (*self*, *pipeline_id*)

Given the ID of a pipeline training result, returns an untrained instance of the specified pipeline initialized with the parameters used to train that pipeline during automl search.

Parameters **pipeline_id** (*int*) – Pipeline to retrieve.

Returns Untrained pipeline instance associated with the provided ID.

Return type PipelineBase

Raises **PipelineNotFoundError** – if pipeline_id is not a valid ID.

static load (*file_path*, *pickle_type='cloudpickle'*)

Loads AutoML object at file path.

Parameters

- **file_path** (*str*) – Location to find file to load
- **pickle_type** (*{"pickle", "cloudpickle"}*) – The pickling library to use. Currently not used since the standard pickle library can handle cloudpickles.

Returns AutoSearchBase object

property plot (*self*)

Return an instance of the plot with the latest scores.

property rankings (*self*)

Returns a pandas.DataFrame with scoring results from the highest-scoring set of parameters used with each pipeline.

property results (*self*)

Class that allows access to a copy of the results from *automl_search*.

Returns

Dictionary containing *pipeline_results*, a dict with results from each pipeline, and *search_order*, a list describing the order the pipelines were searched.

Return type dict

save (*self*, *file_path*, *pickle_type='cloudpickle'*, *pickle_protocol=cloudpickle.DEFAULT_PROTOCOL*)
Saves AutoML object at file path.

Parameters

- **file_path** (*str*) – Location to save file.
- **pickle_type** (*{"pickle", "cloudpickle"}*) – The pickling library to use.
- **pickle_protocol** (*int*) – The pickle data stream format.

Raises **ValueError** – If pickle_type is not "pickle" or "cloudpickle".

score_pipelines (*self*, *pipelines*, *X_holdout*, *y_holdout*, *objectives*)
Score a list of pipelines on the given holdout data.

Parameters

- **pipelines** (*list[PipelineBase]*) – List of pipelines to train.
- **X_holdout** (*pd.DataFrame*) – Holdout features.
- **y_holdout** (*pd.Series*) – Holdout targets for scoring.
- **objectives** (*list[str], list[ObjectiveBase]*) – Objectives used for scoring.

Returns Dictionary keyed by pipeline name that maps to a dictionary of scores. Note that the any pipelines that error out during scoring will not be included in the dictionary but the exception and stacktrace will be displayed in the log.

Return type dict[str, Dict[str, float]]

search (*self*, *show_iteration_plot=True*)
Find the best pipeline for the data set.

Parameters **show_iteration_plot** (*boolean, True*) – Shows an iteration vs. score plot in Jupyter notebook. Disabled by default in non-Jupyter enviroments.

Raises **AutoMLSearchException** – If all pipelines in the current AutoML batch produced a score of np.nan on the primary objective.

train_pipelines (*self*, *pipelines*)
Train a list of pipelines on the training data.

This can be helpful for training pipelines once the search is complete.

Parameters **pipelines** (*list[PipelineBase]*) – List of pipelines to train.

Returns Dictionary keyed by pipeline name that maps to the fitted pipeline. Note that the any pipelines that error out during training will not be included in the dictionary but the exception and stacktrace will be displayed in the log.

Return type Dict[str, PipelineBase]

evalml.automl.automl_search.**build_engine_from_str** (*engine_str*)
Function that converts a convenience string for an parallel engine type and returns an instance of that engine.

Parameters **engine_str** (*str*) – String representing the requested engine.

Returns Instance of the requested engine.

Return type (EngineBase)

Raises **ValueError** – If engine_str is not a valid engine.

`evalml.automl.automl_search.search`(*X_train=None, y_train=None, problem_type=None, objective='auto', mode='fast', max_time=None, patience=None, tolerance=None, problem_configuration=None, n_splits=3, verbose=False*)

Given data and configuration, run an automl search.

This method will run EvalML's default suite of data checks. If the data checks produce errors, the data check results will be returned before running the automl search. In that case we recommend you alter your data to address these errors and try again. This method is provided for convenience. If you'd like more control over when each of these steps is run, consider making calls directly to the various pieces like the data checks and AutoMLSearch, instead of using this method.

Parameters

- **X_train** (*pd.DataFrame*) – The input training data of shape [n_samples, n_features]. Required.
- **y_train** (*pd.Series*) – The target training data of length [n_samples]. Required for supervised learning tasks.
- **problem_type** (*str or ProblemTypes*) – Type of supervised learning problem. See evalml.problem_types.ProblemType.all_problem_types for a full list.
- **objective** (*str, ObjectiveBase*) – The objective to optimize for. Used to propose and rank pipelines, but not for optimizing each pipeline during fit-time. When set to 'auto', chooses: - LogLossBinary for binary classification problems, - LogLossMulticlass for multiclass classification problems, and - R2 for regression problems.
- **mode** (*str*) – mode for DefaultAlgorithm. There are two modes: fast and long, where fast is a subset of long. Please look at DefaultAlgorithm for more details.
- **max_time** (*int, str*) – Maximum time to search for pipelines. This will not start a new pipeline search after the duration has elapsed. If it is an integer, then the time will be in seconds. For strings, time can be specified as seconds, minutes, or hours.
- **patience** (*int*) – Number of iterations without improvement to stop search early. Must be positive. If None, early stopping is disabled. Defaults to None.
- **tolerance** (*float*) – Minimum percentage difference to qualify as score improvement for early stopping. Only applicable if patience is not None. Defaults to None.
- **problem_configuration** (*dict*) – Additional parameters needed to configure the search. For example, in time series problems, values should be passed in for the time_index, gap, forecast_horizon, and max_delay variables.
- **n_splits** (*int*) – Number of splits to use with the default data splitter.
- **verbose** (*boolean*) – Whether or not to display semi-real-time updates to stdout while search is running. Defaults to False.

Returns The automl search object containing pipelines and rankings, and the results from running the data checks. If the data check results contain errors, automl search will not be run and an automl search object will not be returned.

Return type (*AutoMLSearch*, dict)

Raises **ValueError** – If search configuration is not valid.

`evalml.automl.automl_search.search_iterative`(*X_train=None, y_train=None, problem_type=None, objective='auto', problem_configuration=None, n_splits=3, **kwargs*)

Given data and configuration, run an automl search.

This method will run EvalML's default suite of data checks. If the data checks produce errors, the data check results will be returned before running the automl search. In that case we recommend you alter your data to address these errors and try again. This method is provided for convenience. If you'd like more control over when each of these steps is run, consider making calls directly to the various pieces like the data checks and AutoMLSearch, instead of using this method.

Parameters

- **X_train** (*pd.DataFrame*) – The input training data of shape [n_samples, n_features]. Required.
- **y_train** (*pd.Series*) – The target training data of length [n_samples]. Required for supervised learning tasks.
- **problem_type** (*str or ProblemTypes*) – Type of supervised learning problem. See evalml.problem_types.ProblemType.all_problem_types for a full list.
- **objective** (*str, ObjectiveBase*) – The objective to optimize for. Used to propose and rank pipelines, but not for optimizing each pipeline during fit-time. When set to 'auto', chooses: - LogLossBinary for binary classification problems, - LogLossMulticlass for multiclass classification problems, and - R2 for regression problems.
- **problem_configuration** (*dict*) – Additional parameters needed to configure the search. For example, in time series problems, values should be passed in for the time_index, gap, forecast_horizon, and max_delay variables.
- **n_splits** (*int*) – Number of splits to use with the default data splitter.
- ****kwargs** – Other keyword arguments which are provided will be passed to AutoMLSearch.

Returns the automl search object containing pipelines and rankings, and the results from running the data checks. If the data check results contain errors, automl search will not be run and an automl search object will not be returned.

Return type (*AutoMLSearch*, dict)

Raises **ValueError** – If the search configuration is invalid.

callbacks

Callbacks available to pass to AutoML.

Module Contents

Functions

log_error_callback	Logs the exception thrown as an error.
raise_error_callback	Raises the exception thrown by the AutoMLSearch object.
silent_error_callback	No-op.

Attributes Summary

logger	

Contents

`evalml.automl.callbacks.log_error_callback`(*exception*, *traceback*, *automl*, ***kwargs*)

Logs the exception thrown as an error.

Will not throw. This is the default behavior for AutoMLSearch.

Parameters

- **exception** – Exception to log.
- **traceback** – Exception traceback to log.
- **automl** – AutoMLSearch object.
- ****kwargs** – Other relevant keyword arguments to log.

`evalml.automl.callbacks.logger`

`evalml.automl.callbacks.raise_error_callback`(*exception*, *traceback*, *automl*, ***kwargs*)

Raises the exception thrown by the AutoMLSearch object.

Also logs the exception as an error.

Parameters

- **exception** – Exception to log and raise.
- **traceback** – Exception traceback to log.
- **automl** – AutoMLSearch object.
- ****kwargs** – Other relevant keyword arguments to log.

Raises **exception** – Raises the input exception.

`evalml.automl.callbacks.silent_error_callback`(*exception*, *traceback*, *automl*, ***kwargs*)

No-op.

pipeline_search_plots

Plots displayed during pipeline search.

Module Contents

Classes Summary

PipelineSearchPlots	Plots for the AutoMLSearch class during search.
SearchIterationPlot	Search iteration plot.

Contents

class evalml.automl.pipeline_search_plots.**PipelineSearchPlots**(*results*, *objective*)

Plots for the AutoMLSearch class during search.

Parameters

- **results** (*dict*) – Dictionary of current results.
- **objective** (*ObjectiveBase*) – Objective that AutoML is optimizing for.

Methods

search_iteration_plot	Shows a plot of the best score at each iteration using data gathered during training.

search_iteration_plot(*self*, *interactive_plot=False*)

Shows a plot of the best score at each iteration using data gathered during training.

Parameters **interactive_plot** (*bool*) – Whether or not to show an interactive plot. Defaults to False.

Returns plot

Raises **ValueError** – If engine_str is not a valid engine.

class evalml.automl.pipeline_search_plots.**SearchIterationPlot**(*results*, *objective*)

Search iteration plot.

Parameters

- **results** (*dict*) – Dictionary of current results.
- **objective** (*ObjectiveBase*) – Objective that AutoML is optimizing for.

Methods

update	Update the search plot.

update(*self*, *results*, *objective*)

Update the search plot.

utils

Utilities useful in AutoML.

Module Contents

Functions

check_all_pipeline_names_unique	Checks whether all the pipeline names are unique.
get_best_sampler_for_data	Returns the name of the sampler component to use for AutoMLSearch.
get_default_primary_search_objective	Get the default primary search objective for a problem type.
get_pipelines_from_component_graphs	Returns created pipelines from passed component graphs based on the specified problem type.
make_data_splitter	Given the training data and ML problem parameters, compute a data splitting method to use during AutoML search.
tune_binary_threshold	Tunes the threshold of a binary pipeline to the X and y thresholding data.

Attributes Summary

AutoMLConfig

Contents

evalml.automl.utils.**AutoMLConfig**

evalml.automl.utils.**check_all_pipeline_names_unique**(*pipelines*)

Checks whether all the pipeline names are unique.

Parameters **pipelines** (*list[PipelineBase]*) – List of pipelines to check if all names are unique.

Raises **ValueError** – If any pipeline names are duplicated.

evalml.automl.utils.**get_best_sampler_for_data**(*X*, *y*, *sampler_method*, *sampler_balanced_ratio*)

Returns the name of the sampler component to use for AutoMLSearch.

Parameters

- **X** (*pd.DataFrame*) – The input feature data
- **y** (*pd.Series*) – The input target data
- **sampler_method** (*str*) – The sampler_type argument passed to AutoMLSearch
- **sampler_balanced_ratio** (*float*) – The ratio of min:majority targets that we would consider balanced, or should balance the classes to.

Returns The string name of the sampling component to use, or None if no sampler is necessary

Return type str, None

evalml.automl.utils.**get_default_primary_search_objective**(*problem_type*)

Get the default primary search objective for a problem type.

Parameters **problem_type** (*str or ProblemType*) – Problem type of interest.

Returns primary objective instance for the problem type.

Return type ObjectiveBase

evalml.automl.utils.**get_pipelines_from_component_graphs**(*component_graphs_dict*, *problem_type*, *parameters=None*, *random_seed=0*)

Returns created pipelines from passed component graphs based on the specified problem type.

Parameters

- **component_graphs_dict** (*dict*) – The dict of component graphs.
- **problem_type** (*str or ProblemType*) – The problem type for which pipelines will be created.
- **parameters** (*dict*) – Pipeline-level parameters that should be passed to the proposed pipelines. Defaults to None.
- **random_seed** (*int*) – Random seed. Defaults to 0.

Returns List of pipelines made from the passed component graphs.

Return type list

evalml.automl.utils.**make_data_splitter**(*X*, *y*, *problem_type*, *problem_configuration=None*, *n_splits=3*, *shuffle=True*, *random_seed=0*)

Given the training data and ML problem parameters, compute a data splitting method to use during AutoML search.

Parameters

- **X** (*pd.DataFrame*) – The input training data of shape [n_samples, n_features].
- **y** (*pd.Series*) – The target training data of length [n_samples].
- **problem_type** (*ProblemType*) – The type of machine learning problem.
- **problem_configuration** (*dict, None*) – Additional parameters needed to configure the search. For example, in time series problems, values should be passed in for the time_index, gap, and max_delay variables. Defaults to None.
- **n_splits** (*int, None*) – The number of CV splits, if applicable. Defaults to 3.
- **shuffle** (*bool*) – Whether or not to shuffle the data before splitting, if applicable. Defaults to True.
- **random_seed** (*int*) – Seed for the random number generator. Defaults to 0.

Returns Data splitting method.

Return type sklearn.model_selection.BaseCrossValidator

Raises **ValueError** – If problem_configuration is not given for a time-series problem.

evalml.automl.utils.**tune_binary_threshold**(*pipeline*, *objective*, *problem_type*, *X_threshold_tuning*, *y_threshold_tuning*, *X=None*, *y=None*)

Tunes the threshold of a binary pipeline to the X and y thresholding data.

Parameters

- **pipeline** (*Pipeline*) – Pipeline instance to threshold.

- **objective** (*ObjectiveBase*) – The objective we want to tune with. If not tuneable and best_pipeline is True, will use F1.
- **problem_type** (*ProblemType*) – The problem type of the pipeline.
- **X_threshold_tuning** (*pd.DataFrame*) – Features to which the pipeline will be tuned.
- **y_threshold_tuning** (*pd.Series*) – Target data to which the pipeline will be tuned.
- **X** (*pd.DataFrame*) – Features to which the pipeline will be trained (used for time series binary). Defaults to None.
- **y** (*pd.Series*) – Target to which the pipeline will be trained (used for time series binary). Defaults to None.

Package Contents

Classes Summary

AutoMLSearch	Automated Pipeline search.
EngineBase	Base class for EvalML engines.
SequentialEngine	The default engine for the AutoML search.

Functions

get_default_primary_search_objective	Get the default primary search objective for a problem type.
make_data_splitter	Given the training data and ML problem parameters, compute a data splitting method to use during AutoML search.
search	Given data and configuration, run an automl search.
search_iterative	Given data and configuration, run an automl search.
tune_binary_threshold	Tunes the threshold of a binary pipeline to the X and y thresholding data.

Contents

class evalml.automl.**AutoMLSearch**(*X_train=None, y_train=None, problem_type=None, objective='auto', max_iterations=None, max_time=None, patience=None, tolerance=None, data_splitter=None, allowed_component_graphs=None, allowed_model_families=None, start_iteration_callback=None, add_result_callback=None, error_callback=None, additional_objectives=None, alternate_thresholding_objective='F1', random_seed=0, n_jobs=- 1, tuner_class=None, optimize_thresholds=True, ensembling=False, max_batches=None, problem_configuration=None, train_best_pipeline=True, pipeline_parameters=None, custom_hyperparameters=None, sampler_method='auto', sampler_balanced_ratio=0.25, allow_long_running_models=False, _ensembling_split_size=0.2, _pipelines_per_batch=5, _automl_algorithm='iterative', engine='sequential', verbose=False*)

Automated Pipeline search.

Parameters

- **X_train** (*pd.DataFrame*) – The input training data of shape [n_samples, n_features]. Required.
- **y_train** (*pd.Series*) – The target training data of length [n_samples]. Required for supervised learning tasks.
- **problem_type** (*str or ProblemTypes*) – Type of supervised learning problem. See evalml.problem_types.ProblemType.all_problem_types for a full list.
- **objective** (*str, ObjectiveBase*) – The objective to optimize for. Used to propose and rank pipelines, but not for optimizing each pipeline during fit-time. When set to 'auto', chooses: - LogLossBinary for binary classification problems, - LogLossMulticlass for multiclass classification problems, and - R2 for regression problems.
- **max_iterations** (*int*) – Maximum number of iterations to search. If max_iterations and max_time is not set, then max_iterations will default to max_iterations of 5.
- **max_time** (*int, str*) – Maximum time to search for pipelines. This will not start a new pipeline search after the duration has elapsed. If it is an integer, then the time will be in seconds. For strings, time can be specified as seconds, minutes, or hours.
- **patience** (*int*) – Number of iterations without improvement to stop search early. Must be positive. If None, early stopping is disabled. Defaults to None.
- **tolerance** (*float*) – Minimum percentage difference to qualify as score improvement for early stopping. Only applicable if patience is not None. Defaults to None.
- **allowed_component_graphs** (*dict*) – A dictionary of lists or ComponentGraphs indicating the component graphs allowed in the search. The format should follow { "Name_0": [list_of_components], "Name_1": ComponentGraph(...) }

  The default of None indicates all pipeline component graphs for this problem type are allowed. Setting this field will cause allowed_model_families to be ignored.

  e.g. allowed_component_graphs = { "My_Graph": ["Imputer", "One Hot Encoder", "Random Forest Classifier"] }

- **allowed_model_families** (*list(str, ModelFamily)*) – The model families to search. The default of None searches over all model families. Run evalml.pipelines.components.utils.allowed_model_families("binary") to see options. Change *binary* to *multiclass* or *regression* depending on the problem type. Note that if allowed_pipelines is provided, this parameter will be ignored.
- **data_splitter** (*sklearn.model_selection.BaseCrossValidator*) – Data splitting method to use. Defaults to StratifiedKFold.
- **tuner_class** – The tuner class to use. Defaults to SKOptTuner.
- **optimize_thresholds** (*bool*) – Whether or not to optimize the binary pipeline threshold. Defaults to True.
- **start_iteration_callback** (*callable*) – Function called before each pipeline training iteration. Callback function takes three positional parameters: The pipeline instance and the AutoMLSearch object.
- **add_result_callback** (*callable*) – Function called after each pipeline training iteration. Callback function takes three positional parameters: A dictionary containing the training results for the new pipeline, an untrained_pipeline containing the parameters used during training, and the AutoMLSearch object.
- **error_callback** (*callable*) – Function called when *search()* errors and raises an Exception. Callback function takes three positional parameters: the Exception raised, the traceback, and the AutoMLSearch object. Must also accepts kwargs, so AutoMLSearch is able to pass along other appropriate parameters by default. Defaults to None, which will call *log_error_callback*.
- **additional_objectives** (*list*) – Custom set of objectives to score on. Will override default objectives for problem type if not empty.
- **alternate_thresholding_objective** (*str*) – The objective to use for thresholding binary classification pipelines if the main objective provided isn't tuneable. Defaults to F1.
- **random_seed** (*int*) – Seed for the random number generator. Defaults to 0.
- **n_jobs** (*int or None*) – Non-negative integer describing level of parallelism used for pipelines. None and 1 are equivalent. If set to -1, all CPUs are used. For n_jobs below -1, (n_cpus + 1 + n_jobs) are used.
- **ensembling** (*boolean*) – If True, runs ensembling in a separate batch after every allowed pipeline class has been iterated over. If the number of unique pipelines to search over per batch is one, ensembling will not run. Defaults to False.
- **max_batches** (*int*) – The maximum number of batches of pipelines to search. Parameters max_time, and max_iterations have precedence over stopping the search.
- **problem_configuration** (*dict, None*) – Additional parameters needed to configure the search. For example, in time series problems, values should be passed in for the time_index, gap, forecast_horizon, and max_delay variables.
- **train_best_pipeline** (*boolean*) – Whether or not to train the best pipeline before returning it. Defaults to True.
- **pipeline_parameters** (*dict*) – A dict of the parameters used to initialize a pipeline with. Keys should consist of the component names and values should specify parameter values

  e.g. pipeline_parameters = { 'Imputer' : { 'numeric_impute_strategy': 'most_frequent' } }

- **custom_hyperparameters** (*dict*) – A dict of the hyperparameter ranges used to iterate over during search. Keys should consist of the component names and values should specify a singular value or skopt.Space.

  e.g. custom_hyperparameters = { 'Imputer' : { 'numeric_impute_strategy': Categorical(['most_frequent', 'median']) } }

- **sampler_method** (*str*) – The data sampling component to use in the pipelines if the problem type is classification and the target balance is smaller than the sampler_balanced_ratio. Either 'auto', which will use our preferred sampler for the data, 'Undersampler', 'Oversampler', or None. Defaults to 'auto'.

- **sampler_balanced_ratio** (*float*) – The minority:majority class ratio that we consider balanced, so a 1:4 ratio would be equal to 0.25. If the class balance is larger than this provided value, then we will not add a sampler since the data is then considered balanced. Overrides the *sampler_ratio* of the samplers. Defaults to 0.25.

- **allow_long_running_models** (*bool*) – Whether or not to allow longer-running models for large multiclass problems. If False and no pipelines, component graphs, or model families are provided, AutoMLSearch will not use Elastic Net or XGBoost when there are more than 75 multiclass targets and will not use CatBoost when there are more than 150 multiclass targets. Defaults to False.

- **_ensembling_split_size** (*float*) – The amount of the training data we'll set aside for training ensemble metalearners. Only used when ensembling is True. Must be between 0 and 1, exclusive. Defaults to 0.2

- **_pipelines_per_batch** (*int*) – The number of pipelines to train for every batch after the first one. The first batch will train a baseline pipline + one of each pipeline family allowed in the search.

- **_automl_algorithm** (*str*) – The automl algorithm to use. Currently the two choices are 'iterative' and 'default'. Defaults to *iterative*.

- **engine** (*EngineBase or str*) – The engine instance used to evaluate pipelines. Dask or concurrent.futures engines can also be chosen by providing a string from the list ["sequential", "cf_threaded", "cf_process", "dask_threaded", "dask_process"]. If a parallel engine is selected this way, the maximum amount of parallelism, as determined by the engine, will be used. Defaults to "sequential".

- **verbose** (*boolean*) – Whether or not to display semi-real-time updates to stdout while search is running. Defaults to False.

Methods

add_to_rankings	Fits and evaluates a given pipeline then adds the results to the automl rankings with the requirement that automl search has been run.
best_pipeline	Returns a trained instance of the best pipeline and parameters found during automl search. If *train_best_pipeline* is set to False, returns an untrained pipeline instance.
close_engine	Function to explicitly close the engine, client, parallel resources.
describe_pipeline	Describe a pipeline.
full_rankings	Returns a pandas.DataFrame with scoring results from all pipelines searched.

continues on next page

Table 79 – continued from previous page

`get_ensembler_input_pipelines`	Returns a list of input pipeline IDs given an ensembler pipeline ID.
`get_pipeline`	Given the ID of a pipeline training result, returns an untrained instance of the specified pipeline initialized with the parameters used to train that pipeline during automl search.
`load`	Loads AutoML object at file path.
`plot`	Return an instance of the plot with the latest scores.
`rankings`	Returns a pandas.DataFrame with scoring results from the highest-scoring set of parameters used with each pipeline.
`results`	Class that allows access to a copy of the results from *automl_search*.
`save`	Saves AutoML object at file path.
`score_pipelines`	Score a list of pipelines on the given holdout data.
`search`	Find the best pipeline for the data set.
`train_pipelines`	Train a list of pipelines on the training data.

add_to_rankings(*self*, *pipeline*)

Fits and evaluates a given pipeline then adds the results to the automl rankings with the requirement that automl search has been run.

Parameters **pipeline** (`PipelineBase`) – pipeline to train and evaluate.

property best_pipeline(*self*)

Returns a trained instance of the best pipeline and parameters found during automl search. If *train_best_pipeline* is set to False, returns an untrained pipeline instance.

Returns A trained instance of the best pipeline and parameters found during automl search. If *train_best_pipeline* is set to False, returns an untrained pipeline instance.

Return type PipelineBase

Raises **PipelineNotFoundError** – If this is called before .search() is called.

close_engine(*self*)

Function to explicitly close the engine, client, parallel resources.

describe_pipeline(*self*, *pipeline_id*, *return_dict=False*)

Describe a pipeline.

Parameters

- **pipeline_id** (`int`) – pipeline to describe
- **return_dict** (`bool`) – If True, return dictionary of information about pipeline. Defaults to False.

Returns Description of specified pipeline. Includes information such as type of pipeline components, problem, training time, cross validation, etc.

Raises **PipelineNotFoundError** – If pipeline_id is not a valid ID.

property full_rankings(*self*)

Returns a pandas.DataFrame with scoring results from all pipelines searched.

get_ensembler_input_pipelines(*self*, *ensemble_pipeline_id*)

Returns a list of input pipeline IDs given an ensembler pipeline ID.

Parameters **ensemble_pipeline_id** (*id*) – Ensemble pipeline ID to get input pipeline IDs from.

Returns A list of ensemble input pipeline IDs.

Return type list[int]

Raises **ValueError** – If *ensemble_pipeline_id* does not correspond to a valid ensemble pipeline ID.

get_pipeline(*self*, *pipeline_id*)

Given the ID of a pipeline training result, returns an untrained instance of the specified pipeline initialized with the parameters used to train that pipeline during automl search.

Parameters **pipeline_id** (*int*) – Pipeline to retrieve.

Returns Untrained pipeline instance associated with the provided ID.

Return type PipelineBase

Raises **PipelineNotFoundError** – if pipeline_id is not a valid ID.

static load(*file_path*, *pickle_type='cloudpickle'*)

Loads AutoML object at file path.

Parameters

- **file_path** (*str*) – Location to find file to load
- **pickle_type** (*{"pickle", "cloudpickle"}*) – The pickling library to use. Currently not used since the standard pickle library can handle cloudpickles.

Returns AutoSearchBase object

property plot(*self*)

Return an instance of the plot with the latest scores.

property rankings(*self*)

Returns a pandas.DataFrame with scoring results from the highest-scoring set of parameters used with each pipeline.

property results(*self*)

Class that allows access to a copy of the results from *automl_search*.

Returns

Dictionary containing *pipeline_results*, a dict with results from each pipeline, and *search_order*, a list describing the order the pipelines were searched.

Return type dict

save(*self*, *file_path*, *pickle_type='cloudpickle'*, *pickle_protocol=cloudpickle.DEFAULT_PROTOCOL*)

Saves AutoML object at file path.

Parameters

- **file_path** (*str*) – Location to save file.
- **pickle_type** (*{"pickle", "cloudpickle"}*) – The pickling library to use.
- **pickle_protocol** (*int*) – The pickle data stream format.

Raises **ValueError** – If pickle_type is not "pickle" or "cloudpickle".

score_pipelines(*self*, *pipelines*, *X_holdout*, *y_holdout*, *objectives*)

Score a list of pipelines on the given holdout data.

Parameters

- **pipelines** (*list[PipelineBase]*) – List of pipelines to train.
- **X_holdout** (*pd.DataFrame*) – Holdout features.
- **y_holdout** (*pd.Series*) – Holdout targets for scoring.
- **objectives** (*list[str], list[ObjectiveBase]*) – Objectives used for scoring.

Returns Dictionary keyed by pipeline name that maps to a dictionary of scores. Note that the any pipelines that error out during scoring will not be included in the dictionary but the exception and stacktrace will be displayed in the log.

Return type dict[str, Dict[str, float]]

search(*self*, *show_iteration_plot=True*)

Find the best pipeline for the data set.

Parameters **show_iteration_plot** (*boolean, True*) – Shows an iteration vs. score plot in Jupyter notebook. Disabled by default in non-Jupyter enviroments.

Raises **AutoMLSearchException** – If all pipelines in the current AutoML batch produced a score of np.nan on the primary objective.

train_pipelines(*self*, *pipelines*)

Train a list of pipelines on the training data.

This can be helpful for training pipelines once the search is complete.

Parameters **pipelines** (*list[PipelineBase]*) – List of pipelines to train.

Returns Dictionary keyed by pipeline name that maps to the fitted pipeline. Note that the any pipelines that error out during training will not be included in the dictionary but the exception and stacktrace will be displayed in the log.

Return type Dict[str, PipelineBase]

class evalml.automl.**EngineBase**

Base class for EvalML engines.

Methods

setup_job_log	Set up logger for job.
submit_evaluation_job	Submit job for pipeline evaluation during AutoMLSearch.
submit_scoring_job	Submit job for pipeline scoring.
submit_training_job	Submit job for pipeline training.

static setup_job_log()

Set up logger for job.

abstract submit_evaluation_job(*self*, *automl_config*, *pipeline*, *X*, *y*)

Submit job for pipeline evaluation during AutoMLSearch.

abstract submit_scoring_job(*self*, *automl_config*, *pipeline*, *X*, *y*, *objectives*, *X_train=None*, *y_train=None*)

Submit job for pipeline scoring.

abstract submit_training_job(*self*, *automl_config*, *pipeline*, *X*, *y*)

Submit job for pipeline training.

`evalml.automl.`**`get_default_primary_search_objective`**(*problem_type*)

Get the default primary search objective for a problem type.

Parameters **problem_type** (*str or ProblemType*) – Problem type of interest.

Returns primary objective instance for the problem type.

Return type ObjectiveBase

`evalml.automl.`**`make_data_splitter`**(*X*, *y*, *problem_type*, *problem_configuration=None*, *n_splits=3*, *shuffle=True*, *random_seed=0*)

Given the training data and ML problem parameters, compute a data splitting method to use during AutoML search.

Parameters

- **X** (*pd.DataFrame*) – The input training data of shape [n_samples, n_features].
- **y** (*pd.Series*) – The target training data of length [n_samples].
- **problem_type** (*ProblemType*) – The type of machine learning problem.
- **problem_configuration** (*dict, None*) – Additional parameters needed to configure the search. For example, in time series problems, values should be passed in for the time_index, gap, and max_delay variables. Defaults to None.
- **n_splits** (*int, None*) – The number of CV splits, if applicable. Defaults to 3.
- **shuffle** (*bool*) – Whether or not to shuffle the data before splitting, if applicable. Defaults to True.
- **random_seed** (*int*) – Seed for the random number generator. Defaults to 0.

Returns Data splitting method.

Return type sklearn.model_selection.BaseCrossValidator

Raises **ValueError** – If problem_configuration is not given for a time-series problem.

`evalml.automl.`**`search`**(*X_train=None*, *y_train=None*, *problem_type=None*, *objective='auto'*, *mode='fast'*, *max_time=None*, *patience=None*, *tolerance=None*, *problem_configuration=None*, *n_splits=3*, *verbose=False*)

Given data and configuration, run an automl search.

This method will run EvalML's default suite of data checks. If the data checks produce errors, the data check results will be returned before running the automl search. In that case we recommend you alter your data to address these errors and try again. This method is provided for convenience. If you'd like more control over when each of these steps is run, consider making calls directly to the various pieces like the data checks and AutoMLSearch, instead of using this method.

Parameters

- **X_train** (*pd.DataFrame*) – The input training data of shape [n_samples, n_features]. Required.
- **y_train** (*pd.Series*) – The target training data of length [n_samples]. Required for supervised learning tasks.
- **problem_type** (*str or ProblemTypes*) – Type of supervised learning problem. See evalml.problem_types.ProblemType.all_problem_types for a full list.
- **objective** (*str, ObjectiveBase*) – The objective to optimize for. Used to propose and rank pipelines, but not for optimizing each pipeline during fit-time. When set to 'auto', chooses: - LogLossBinary for binary classification problems, - LogLossMulticlass for multiclass classification problems, and - R2 for regression problems.

- **mode** (*str*) – mode for DefaultAlgorithm. There are two modes: fast and long, where fast is a subset of long. Please look at DefaultAlgorithm for more details.
- **max_time** (*int, str*) – Maximum time to search for pipelines. This will not start a new pipeline search after the duration has elapsed. If it is an integer, then the time will be in seconds. For strings, time can be specified as seconds, minutes, or hours.
- **patience** (*int*) – Number of iterations without improvement to stop search early. Must be positive. If None, early stopping is disabled. Defaults to None.
- **tolerance** (*float*) – Minimum percentage difference to qualify as score improvement for early stopping. Only applicable if patience is not None. Defaults to None.
- **problem_configuration** (*dict*) – Additional parameters needed to configure the search. For example, in time series problems, values should be passed in for the time_index, gap, forecast_horizon, and max_delay variables.
- **n_splits** (*int*) – Number of splits to use with the default data splitter.
- **verbose** (*boolean*) – Whether or not to display semi-real-time updates to stdout while search is running. Defaults to False.

Returns The automl search object containing pipelines and rankings, and the results from running the data checks. If the data check results contain errors, automl search will not be run and an automl search object will not be returned.

Return type (*AutoMLSearch*, dict)

Raises **ValueError** – If search configuration is not valid.

evalml.automl.**search_iterative**(*X_train=None, y_train=None, problem_type=None, objective='auto', problem_configuration=None, n_splits=3, **kwargs*)

Given data and configuration, run an automl search.

This method will run EvalML's default suite of data checks. If the data checks produce errors, the data check results will be returned before running the automl search. In that case we recommend you alter your data to address these errors and try again. This method is provided for convenience. If you'd like more control over when each of these steps is run, consider making calls directly to the various pieces like the data checks and AutoMLSearch, instead of using this method.

Parameters

- **X_train** (*pd.DataFrame*) – The input training data of shape [n_samples, n_features]. Required.
- **y_train** (*pd.Series*) – The target training data of length [n_samples]. Required for supervised learning tasks.
- **problem_type** (*str or ProblemTypes*) – Type of supervised learning problem. See evalml.problem_types.ProblemType.all_problem_types for a full list.
- **objective** (*str, ObjectiveBase*) – The objective to optimize for. Used to propose and rank pipelines, but not for optimizing each pipeline during fit-time. When set to 'auto', chooses: - LogLossBinary for binary classification problems, - LogLossMulticlass for multiclass classification problems, and - R2 for regression problems.
- **problem_configuration** (*dict*) – Additional parameters needed to configure the search. For example, in time series problems, values should be passed in for the time_index, gap, forecast_horizon, and max_delay variables.
- **n_splits** (*int*) – Number of splits to use with the default data splitter.

- ****kwargs** – Other keyword arguments which are provided will be passed to AutoMLSearch.

Returns the automl search object containing pipelines and rankings, and the results from running the data checks. If the data check results contain errors, automl search will not be run and an automl search object will not be returned.

Return type (*AutoMLSearch*, dict)

Raises **ValueError** – If the search configuration is invalid.

class evalml.automl.**SequentialEngine**

The default engine for the AutoML search.

Trains and scores pipelines locally and sequentially.

Methods

close	No-op.
setup_job_log	Set up logger for job.
submit_evaluation_job	Submit a job to evaluate a pipeline.
submit_scoring_job	Submit a job to score a pipeline.
submit_training_job	Submit a job to train a pipeline.

close(*self*)

No-op.

static setup_job_log()

Set up logger for job.

submit_evaluation_job(*self*, *automl_config*, *pipeline*, *X*, *y*)

Submit a job to evaluate a pipeline.

Parameters

- **automl_config** – Structure containing data passed from AutoMLSearch instance.
- **pipeline** (*pipeline.PipelineBase*) – Pipeline to evaluate.
- **X** (*pd.DataFrame*) – Input data for modeling.
- **y** (*pd.Series*) – Target data for modeling.

Returns Computation result.

Return type SequentialComputation

submit_scoring_job(*self*, *automl_config*, *pipeline*, *X*, *y*, *objectives*, *X_train=None*, *y_train=None*)

Submit a job to score a pipeline.

Parameters

- **automl_config** – Structure containing data passed from AutoMLSearch instance.
- **pipeline** (*pipeline.PipelineBase*) – Pipeline to train.
- **X** (*pd.DataFrame*) – Input data for modeling.
- **y** (*pd.Series*) – Target data for modeling.
- **X_train** (*pd.DataFrame*) – Training features. Used for feature engineering in time series.
- **y_train** (*pd.Series*) – Training target. Used for feature engineering in time series.

- **objectives** (*list[ObjectiveBase]*) – List of objectives to score on.

Returns Computation result.

Return type SequentialComputation

submit_training_job(*self*, *automl_config*, *pipeline*, *X*, *y*)

Submit a job to train a pipeline.

Parameters

- **automl_config** – Structure containing data passed from AutoMLSearch instance.
- **pipeline** (*pipeline.PipelineBase*) – Pipeline to evaluate.
- **X** (*pd.DataFrame*) – Input data for modeling.
- **y** (*pd.Series*) – Target data for modeling.

Returns Computation result.

Return type SequentialComputation

evalml.automl.**tune_binary_threshold**(*pipeline*, *objective*, *problem_type*, *X_threshold_tuning*, *y_threshold_tuning*, *X=None*, *y=None*)

Tunes the threshold of a binary pipeline to the X and y thresholding data.

Parameters

- **pipeline** (*Pipeline*) – Pipeline instance to threshold.
- **objective** (*ObjectiveBase*) – The objective we want to tune with. If not tuneable and best_pipeline is True, will use F1.
- **problem_type** (*ProblemType*) – The problem type of the pipeline.
- **X_threshold_tuning** (*pd.DataFrame*) – Features to which the pipeline will be tuned.
- **y_threshold_tuning** (*pd.Series*) – Target data to which the pipeline will be tuned.
- **X** (*pd.DataFrame*) – Features to which the pipeline will be trained (used for time series binary). Defaults to None.
- **y** (*pd.Series*) – Target to which the pipeline will be trained (used for time series binary). Defaults to None.

Data Checks

Data checks.

Submodules

class_imbalance_data_check

Data check that checks if any of the target labels are imbalanced, or if the number of values for each target are below 2 times the number of CV folds.

Use for classification problems.

Module Contents

Classes Summary

`ClassImbalanceDataCheck`	Check if any of the target labels are imbalanced, or if the number of values for each target are below 2 times the number of CV folds. Use for classification problems.

Contents

class `evalml.data_checks.class_imbalance_data_check.`**`ClassImbalanceDataCheck`**(*threshold=0.1*, *min_samples=100*, *num_cv_folds=3*)

Check if any of the target labels are imbalanced, or if the number of values for each target are below 2 times the number of CV folds. Use for classification problems.

Parameters

- **threshold** (*float*) – The minimum threshold allowed for class imbalance before a warning is raised. This threshold is calculated by comparing the number of samples in each class to the sum of samples in that class and the majority class. For example, a multi-class case with [900, 900, 100] samples per classes 0, 1, and 2, respectively, would have a 0.10 threshold for class 2 (100 / (900 + 100)). Defaults to 0.10.
- **min_samples** (*int*) – The minimum number of samples per accepted class. If the minority class is both below the threshold and min_samples, then we consider this severely imbalanced. Must be greater than 0. Defaults to 100.
- **num_cv_folds** (*int*) – The number of cross-validation folds. Must be positive. Choose 0 to ignore this warning. Defaults to 3.

Methods

`name`	Return a name describing the data check.
`validate`	Check if any target labels are imbalanced beyond a threshold for binary and multiclass problems.

name(*cls*)

Return a name describing the data check.

validate(*self*, *X*, *y*)

Check if any target labels are imbalanced beyond a threshold for binary and multiclass problems.

Ignores NaN values in target labels if they appear.

Parameters

- **X** (*pd.DataFrame, np.ndarray*) – Features. Ignored.
- **y** (*pd.Series, np.ndarray*) – Target labels to check for imbalanced data.

Returns

Dictionary with DataCheckWarnings if imbalance in classes is less than the threshold, and DataCheckErrors if the number of values for each target is below 2 * num_cv_folds.

Return type dict

Examples

```
>>> import pandas as pd
...
>>> X = pd.DataFrame()
>>> y = pd.Series([0, 1, 1, 1, 1, 1, 1, 1, 1, 1, 1])
```

In this binary example, the target class 0 is present in fewer than 10% (threshold=0.10) of instances, and fewer than 2 * the number of cross folds (2 * 3 = 6). Therefore, both a warning and an error are returned as part of the Class Imbalance Data Check. In addition, if a target is present with fewer than *min_samples* occurrences (default is 100) and is under the threshold, a severe class imbalance warning will be raised.

```
>>> class_imb_dc = ClassImbalanceDataCheck(threshold=0.10)
>>> assert class_imb_dc.validate(X, y) == [
...     {
...         "message": "The number of instances of these targets is less than␣
↪2 * the number of cross folds = 6 instances: [0]",
...         "data_check_name": "ClassImbalanceDataCheck",
...         "level": "error",
...         "code": "CLASS_IMBALANCE_BELOW_FOLDS",
...         "details": {"target_values": [0], "rows": None, "columns": None},
...         "action_options": []
...     },
...     {
...         "message": "The following labels fall below 10% of the target: [0]
↪",
...         "data_check_name": "ClassImbalanceDataCheck",
...         "level": "warning",
...         "code": "CLASS_IMBALANCE_BELOW_THRESHOLD",
...         "details": {"target_values": [0], "rows": None, "columns": None},
...         "action_options": []
...     },
...     {
...         "message": "The following labels in the target have severe class␣
↪imbalance because they fall under 10% of the target and have less than 100␣
↪samples: [0]",
...         "data_check_name": "ClassImbalanceDataCheck",
...         "level": "warning",
...         "code": "CLASS_IMBALANCE_SEVERE",
...         "details": {"target_values": [0], "rows": None, "columns": None},
...         "action_options": []
...     }
... ]
```

In this multiclass example, the target class 0 is present in fewer than 30% of observations, however with 1 cv fold, the minimum number of instances required is 2 * 1 = 2. Therefore a warning, but not an error, is raised.

```
>>> y = pd.Series([0, 0, 1, 1, 1, 1, 2, 2, 2, 2, 2])
>>> class_imb_dc = ClassImbalanceDataCheck(threshold=0.30, min_samples=5, num_
↪cv_folds=1)
>>> assert class_imb_dc.validate(X, y) == [
...     {
...         "message": "The following labels fall below 30% of the target: [0]
↪",
...         "data_check_name": "ClassImbalanceDataCheck",
...         "level": "warning",
```

(continues on next page)

(continued from previous page)

```
...         "code": "CLASS_IMBALANCE_BELOW_THRESHOLD",
...         "details": {"target_values": [0], "rows": None, "columns": None},
...         "action_options": []
...     },
...     {
...         "message": "The following labels in the target have severe class␣
↪imbalance because they fall under 30% of the target and have less than 5␣
↪samples: [0]",
...         "data_check_name": "ClassImbalanceDataCheck",
...         "level": "warning",
...         "code": "CLASS_IMBALANCE_SEVERE",
...         "details": {"target_values": [0], "rows": None, "columns": None},
...         "action_options": []
...     }
... ]
...
>>> y = pd.Series([0, 0, 1, 1, 1, 1, 2, 2, 2, 2])
>>> class_imb_dc = ClassImbalanceDataCheck(threshold=0.30, num_cv_folds=1)
>>> assert class_imb_dc.validate(X, y) == []
```

data_check

Base class for all data checks.

Module Contents

Classes Summary

DataCheck	Base class for all data checks.

Contents

class evalml.data_checks.data_check.**DataCheck**

Base class for all data checks.

Data checks are a set of heuristics used to determine if there are problems with input data.

Methods

name	Return a name describing the data check.
validate	Inspect and validate the input data, runs any necessary calculations or algorithms, and returns a list of warnings and errors if applicable.

name(*cls*)

Return a name describing the data check.

abstract validate(*self*, *X*, *y=None*)

Inspect and validate the input data, runs any necessary calculations or algorithms, and returns a list of warnings and errors if applicable.

Parameters

- **X** (*pd.DataFrame*) – The input data of shape [n_samples, n_features]
- **y** (*pd.Series, optional*) – The target data of length [n_samples]

Returns Dictionary of DataCheckError and DataCheckWarning messages

Return type dict (DataCheckMessage)

data_check_action

Recommended action returned by a DataCheck.

Module Contents

Classes Summary

DataCheckAction	A recommended action returned by a DataCheck.

Contents

class evalml.data_checks.data_check_action.**DataCheckAction**(*action_code*, *data_check_name*, *metadata=None*)

A recommended action returned by a DataCheck.

Parameters

- **action_code** (*str, DataCheckActionCode*) – Action code associated with the action.
- **data_check_name** (*str*) – Name of data check.
- **metadata** (*dict, optional*) – Additional useful information associated with the action. Defaults to None.

Methods

convert_dict_to_action	Convert a dictionary into a DataCheckAction.
to_dict	Return a dictionary form of the data check action.

static convert_dict_to_action(*action_dict*)

Convert a dictionary into a DataCheckAction.

Parameters **action_dict** – Dictionary to convert into action. Should have keys "code", "data_check_name", and "metadata".

Raises **ValueError** – If input dictionary does not have keys *code* and *metadata* and if the *metadata* dictionary does not have keys *columns* and *rows*.

Returns DataCheckAction object from the input dictionary.

to_dict(*self*)

Return a dictionary form of the data check action.

data_check_action_code

Enum for data check action code.

Module Contents

Classes Summary

DataCheckActionCode	Enum for data check action code.

Contents

class evalml.data_checks.data_check_action_code.**DataCheckActionCode**

Enum for data check action code.

Attributes

DROP_COL	Action code for dropping a column.
DROP_ROWS	Action code for dropping rows.
IMPUTE_COL	Action code for imputing a column.
TRANSFORM_TARGET	Action code for transforming the target data.

Methods

name	The name of the Enum member.
value	The value of the Enum member.

name (*self*)

The name of the Enum member.

value (*self*)

The value of the Enum member.

data_check_action_option

Recommended action returned by a DataCheck.

Module Contents

Classes Summary

DataCheckActionOption	A recommended action option returned by a DataCheck.
DCAOParameterAllowedValuesType	Enum for data check action option parameter allowed values type.
DCAOParameterType	Enum for data check action option parameter type.

Contents

class evalml.data_checks.data_check_action_option.**DataCheckActionOption**(*action_code*, *data_check_name*, *parameters=None*, *metadata=None*)

A recommended action option returned by a DataCheck.

It contains an action code that indicates what the action should be, a data check name that indicates what data check was used to generate the action, and parameters and metadata which can be used to further refine the action.

Parameters

- **action_code** (*DataCheckActionCode*) – Action code associated with the action option.
- **data_check_name** (*str*) – Name of the data check that produced this option.
- **parameters** (*dict*) – Parameters associated with the action option. Defaults to None.
- **metadata** (*dict, optional*) – Additional useful information associated with the action option. Defaults to None.

Examples

```
>>> parameters = {
...     "global_parameter_name": {
...         "parameter_type": "global",
...         "type": "float",
...         "default_value": 0.0,
...     },
...     "column_parameter_name": {
...         "parameter_type": "column",
...         "columns": {
...             "a": {
...                 "impute_strategy": {
...                     "categories": ["mean", "most_frequent"],
...                     "type": "category",
...                     "default_value": "mean",
```

(continues on next page)

(continued from previous page)

```
...                 },
...             "constant_fill_value": {"type": "float", "default_value": 0},
...             },
...         },
...     },
... }
>>> data_check_action = DataCheckActionOption(DataCheckActionCode.DROP_COL, None,␣
↪metadata={}, parameters=parameters)
```

Methods

convert_dict_to_option	Convert a dictionary into a DataCheckActionOption.
get_action_from_defaults	Returns an action based on the defaults parameters.
to_dict	Return a dictionary form of the data check action option.

static convert_dict_to_option(*action_dict*)

Convert a dictionary into a DataCheckActionOption.

Parameters **action_dict** – Dictionary to convert into an action option. Should have keys "code", "data_check_name", and "metadata".

Raises **ValueError** – If input dictionary does not have keys *code* and *metadata* and if the *metadata* dictionary does not have keys *columns* and *rows*.

Returns DataCheckActionOption object from the input dictionary.

get_action_from_defaults(*self*)

Returns an action based on the defaults parameters.

Returns An based on the defaults parameters the option.

Return type DataCheckAction

to_dict(*self*)

Return a dictionary form of the data check action option.

class evalml.data_checks.data_check_action_option.**DCAOParameterAllowedValuesType**

Enum for data check action option parameter allowed values type.

Attributes

CATEGORICAL	Categorical allowed values type. Parameters that have a set of allowed values.
NUMERICAL	Numerical allowed values type. Parameters that have a range of allowed values.

Methods

name	The name of the Enum member.
value	The value of the Enum member.

name(*self*)

The name of the Enum member.

value(*self*)

The value of the Enum member.

class evalml.data_checks.data_check_action_option.**DCAOParameterType**

Enum for data check action option parameter type.

Attributes

COLUMN	Column parameter type. Parameters that apply to a specific column in the data set.
GLOBAL	Global parameter type. Parameters that apply to the entire data set.

Methods

all_parameter_types	Get a list of all defined parameter types.
handle_dcao_parameter_type	Handles the data check action option parameter type by either returning the DCAOParameterType enum or converting from a str.
name	The name of the Enum member.
value	The value of the Enum member.

all_parameter_types(*cls*)

Get a list of all defined parameter types.

Returns List of all defined parameter types.

Return type list(*DCAOParameterType*)

static handle_dcao_parameter_type(*dcao_parameter_type*)

Handles the data check action option parameter type by either returning the DCAOParameterType enum or converting from a str.

Parameters **dcao_parameter_type** (*str or DCAOParameterType*) – Data check action option parameter type that needs to be handled.

Returns DCAOParameterType enum

Raises

- **KeyError** – If input is not a valid DCAOParameterType enum value.
- **ValueError** – If input is not a string or DCAOParameterType object.

name(*self*)

The name of the Enum member.

value(*self*)

The value of the Enum member.

data_check_message

Messages returned by a DataCheck, tagged by name.

Module Contents

Classes Summary

DataCheckError	DataCheckMessage subclass for errors returned by data checks.
DataCheckMessage	Base class for a message returned by a DataCheck, tagged by name.
DataCheckWarning	DataCheckMessage subclass for warnings returned by data checks.

Contents

class evalml.data_checks.data_check_message.**DataCheckError**(*message*, *data_check_name*, *message_code=None*, *details=None*, *action_options=None*)

DataCheckMessage subclass for errors returned by data checks.

Attributes

message_type	DataCheckMessageType.ERROR

Methods

to_dict	Return a dictionary form of the data check message.

to_dict(*self*)

Return a dictionary form of the data check message.

class evalml.data_checks.data_check_message.**DataCheckMessage**(*message*, *data_check_name*, *message_code=None*, *details=None*, *action_options=None*)

Base class for a message returned by a DataCheck, tagged by name.

Parameters

- **message** (*str*) – Message string.
- **data_check_name** (*str*) – Name of data check.
- **message_code** (*DataCheckMessageCode*) – Message code associated with message. Defaults to None.
- **details** (*dict*) – Additional useful information associated with the message. Defaults to None.

Attributes

message_type	None

Methods

`to_dict`	Return a dictionary form of the data check message.

to_dict(*self*)
Return a dictionary form of the data check message.

class evalml.data_checks.data_check_message.**DataCheckWarning**(*message*, *data_check_name*, *message_code=None*, *details=None*, *action_options=None*)

DataCheckMessage subclass for warnings returned by data checks.

Attributes

message_type	DataCheckMessageType.WARNING

Methods

`to_dict`	Return a dictionary form of the data check message.

to_dict(*self*)
Return a dictionary form of the data check message.

data_check_message_code

Enum for data check message code.

Module Contents

Classes Summary

`DataCheckMessageCode`	Enum for data check message code.

Contents

class evalml.data_checks.data_check_message_code.**DataCheckMessageCode**

Enum for data check message code.

Attributes

CLASS_IMBALANCE_BELOW_FOLDS	Message code for when the number of values for each target is below 2 * number of CV folds.
CLASS_IMBALANCE_BELOW_THRESHOLD	Message code for when balance in classes is less than the threshold.
CLASS_IMBALANCE_SEVERE	Message code for when balance in classes is less than the threshold and minimum class is less than minimum number of accepted samples.
COLS_WITH_NULL	Message code for columns with null values.
DATETIME_HAS_NAN	Message code for when input datetime columns contain NaN values.
DATETIME_HAS_UNEVEN_INTERVALS	Message code for when the datetime values have uneven intervals.
DATETIME_INFORMATION_NOT_FOUND	Message code for when datetime information can not be found or is in an unaccepted format.
DATETIME_IS_NOT_MONOTONIC	Message code for when the datetime values are not monotonically increasing.
HAS_ID_COLUMN	Message code for data that has ID columns.
HAS_OUTLIERS	Message code for when outliers are detected.
HIGH_VARIANCE	Message code for when high variance is detected for cross-validation.
HIGHLY_NULL_COLS	Message code for highly null columns.
HIGHLY_NULL_ROWS	Message code for highly null rows.
IS_MULTICOLLINEAR	Message code for when data is potentially multicollinear.
MISMATCHED_INDICES	Message code for when input target and features have mismatched indices.
MISMATCHED_INDICES_ORDER	Message code for when input target and features have mismatched indices order. The two input sets have the same index values, but shuffled.
MISMATCHED_LENGTHS	Message code for when input target and features have different lengths.
NATURAL_LANGUAGE_HAS_NAN	Message code for when input natural language columns contain NaN values.
NO_VARIANCE	Message code for when data has no variance (1 unique value).
NO_VARIANCE_WITH_NULL	Message code for when data has one unique value and NaN values.
NOT_UNIQUE_ENOUGH	Message code for when data does not possess enough unique values.
TARGET_BINARY_NOT_TWO_UNIQUE_VALUES	Message code for target data for a binary classification problem that does not have two unique values.
TARGET_HAS_NULL	Message code for target data that has null values.
TARGET_INCOMPATIBLE_OBJECTIVE	Message code for target data that has incompatible values for the specified objective
TARGET_IS_EMPTY_OR_FULLY_NULL	Message code for target data that is empty or has all null values.
TARGET_IS_NONE	Message code for when target is None.
TARGET_LEAKAGE	Message code for when target leakage is detected.
TARGET_LOGNORMAL_DISTRIBUTION	Message code for target data with a lognormal distribution.

continues on next page

Table 99 – continued from previous page

TARGET_MULTICLASS_HIGH_UNIQUE_CLASS	Message code for target data for a multi classification problem that has an abnormally large number of unique classes relative to the number of target values.
TARGET_MULTICLASS_NOT_ENOUGH_CLASSES	Message code for target data for a multi classification problem that does not have more than two unique classes.
TARGET_MULTICLASS_NOT_TWO_EXAMPLES_PER_CLASS	Message code for target data for a multi classification problem that does not have two examples per class.
TARGET_UNSUPPORTED_PROBLEM_TYPE	Message code for target data that is being checked against an unsupported problem type.
TARGET_UNSUPPORTED_TYPE	Message code for target data that is of an unsupported type.
TIME_SERIES_PARAMETERS_NOT_COMPATIBLE_WITH_SPLIT	Message code when the time series parameters are too large for the smallest data split.
TIME_SERIES_TARGET_NOT_COMPATIBLE_WITH_SPLIT	Message code when any training and validation split of the time series target doesn't contain all classes.
TOO_SPARSE	Message code for when multiclass data has values that are too sparsely populated.
TOO_UNIQUE	Message code for when data possesses too many unique values.

Methods

`name`	The name of the Enum member.
`value`	The value of the Enum member.

name (*self*)
The name of the Enum member.

value (*self*)
The value of the Enum member.

data_check_message_type

Enum for type of data check message.

Module Contents

Classes Summary

`DataCheckMessageType`	Enum for type of data check message: WARNING or ERROR.

Contents

class evalml.data_checks.data_check_message_type.**DataCheckMessageType**

Enum for type of data check message: WARNING or ERROR.

Attributes

ERROR	Error message returned by a data check.
WARNING	Warning message returned by a data check.

Methods

name	The name of the Enum member.
value	The value of the Enum member.

name(*self*)

The name of the Enum member.

value(*self*)

The value of the Enum member.

data_checks

A collection of data checks.

Module Contents

Classes Summary

DataChecks	A collection of data checks.

Contents

class evalml.data_checks.data_checks.**DataChecks**(*data_checks=None*, *data_check_params=None*)

A collection of data checks.

Parameters

- **data_checks** (*list (DataCheck)*) – List of DataCheck objects.
- **data_check_params** (*dict*) – Parameters for passed DataCheck objects.

Methods

validate	Inspect and validate the input data against data checks and returns a list of warnings and errors if applicable.

validate(*self*, *X*, *y=None*)

Inspect and validate the input data against data checks and returns a list of warnings and errors if applicable.

Parameters

- **X** (*pd.DataFrame, np.ndarray*) – The input data of shape [n_samples, n_features]
- **y** (*pd.Series, np.ndarray*) – The target data of length [n_samples]

Returns Dictionary containing DataCheckMessage objects

Return type dict

datetime_format_data_check

Data check that checks if the datetime column has equally spaced intervals and is monotonically increasing or decreasing in order to be supported by time series estimators.

Module Contents

Classes Summary

DateTimeFormatDataCheck	Check if the datetime column has equally spaced intervals and is monotonically increasing or decreasing in order to be supported by time series estimators.

Contents

class evalml.data_checks.datetime_format_data_check.**DateTimeFormatDataCheck**(*datetime_column='in*

Check if the datetime column has equally spaced intervals and is monotonically increasing or decreasing in order to be supported by time series estimators.

Parameters **datetime_column** (*str, int*) – The name of the datetime column. If the datetime values are in the index, then pass "index".

Methods

name	Return a name describing the data check.
validate	Checks if the target data has equal intervals and is sorted.

name(*cls*)

Return a name describing the data check.

validate(*self, X, y*)

Checks if the target data has equal intervals and is sorted.

Parameters

- **X** (*pd.DataFrame, np.ndarray*) – Features.
- **y** (*pd.Series, np.ndarray*) – Target data.

Returns List with DataCheckErrors if unequal intervals are found in the datetime column.

Return type dict (DataCheckError)

Examples

```
>>> import pandas as pd
```

The column "dates" has the date 2021-01-31 appended to the end, which is inconsistent with the frequency of the previous 9 dates (1 day).

```
>>> X = pd.DataFrame(pd.date_range("2021-01-01", periods=9).append(pd.date_
↪range("2021-01-31", periods=1)), columns=["dates"])
>>> y = pd.Series([0, 1, 0, 1, 1, 0, 0, 0, 1, 0])
>>> datetime_format_dc = DateTimeFormatDataCheck(datetime_column="dates")
>>> assert datetime_format_dc.validate(X, y) == [
...     {
...         "message": "No frequency could be detected in dates, possibly due␣
↪to uneven intervals.",
...         "data_check_name": "DateTimeFormatDataCheck",
...         "level": "error",
...         "code": "DATETIME_HAS_UNEVEN_INTERVALS",
...         "details": {"columns": None, "rows": None},
...         "action_options": []
...     }
... ]
```

The column "Weeks" passed integers instead of datetime data, which will raise an error.

```
>>> X = pd.DataFrame([1, 2, 3, 4], columns=["Weeks"])
>>> y = pd.Series([0] * 4)
>>> datetime_format_dc = DateTimeFormatDataCheck(datetime_column="Weeks")
>>> assert datetime_format_dc.validate(X, y) == [
...     {
...         "message": "Datetime information could not be found in the data,␣
↪or was not in a supported datetime format.",
...         "data_check_name": "DateTimeFormatDataCheck",
...         "level": "error",
...         "details": {"columns": None, "rows": None},
...         "code": "DATETIME_INFORMATION_NOT_FOUND",
...         "action_options": []
...     }
... ]
```

Converting that same integer data to datetime, however, is valid.

```
>>> X = pd.DataFrame(pd.to_datetime([1, 2, 3, 4]), columns=["Weeks"])
>>> datetime_format_dc = DateTimeFormatDataCheck(datetime_column="Weeks")
>>> assert datetime_format_dc.validate(X, y) == []
```

```
>>> X = pd.DataFrame(pd.date_range("2021-01-01", freq="W", periods=10),␣
↪columns=["Weeks"])
>>> datetime_format_dc = DateTimeFormatDataCheck(datetime_column="Weeks")
>>> assert datetime_format_dc.validate(X, y) == []
```

While the data passed in is of datetime type, time series requires the datetime information in datetime_column to be monotonically increasing (ascending).

```
>>> X = X.iloc[::-1]
>>> datetime_format_dc = DateTimeFormatDataCheck(datetime_column="Weeks")
>>> assert datetime_format_dc.validate(X, y) == [
```

(continues on next page)

(continued from previous page)

```
...     {
...         "message": "Datetime values must be sorted in ascending order.",
...         "data_check_name": "DateTimeFormatDataCheck",
...         "level": "error",
...         "details": {"columns": None, "rows": None},
...         "code": "DATETIME_IS_NOT_MONOTONIC",
...         "action_options": []
...      }
... ]
```

datetime_nan_data_check

Data check that checks each column in the input for datetime features and will issue an error if NaN values are present.

Module Contents

Classes Summary

DateTimeNaNDataCheck	Check each column in the input for datetime features and will issue an error if NaN values are present.

Attributes Summary

error_contains_nan

Contents

class evalml.data_checks.datetime_nan_data_check.**DateTimeNaNDataCheck**

Check each column in the input for datetime features and will issue an error if NaN values are present.

Methods

name	Return a name describing the data check.
validate	Check if any datetime columns contain NaN values.

name(*cls*)

Return a name describing the data check.

validate(*self*, *X*, *y=None*)

Check if any datetime columns contain NaN values.

Parameters

- **X** (*pd.DataFrame, np.ndarray*) – Features.
- **y** (*pd.Series, np.ndarray*) – Ignored. Defaults to None.

Returns dict with a DataCheckError if NaN values are present in datetime columns.

Return type dict

Examples

```
>>> import pandas as pd
>>> import numpy as np
...
>>> dates = [["2-1-21", "3-1-21"],
...          ["2-2-21", "3-2-21"],
...          ["2-3-21", "3-3-21"],
...          ["2-4-21", "3-4-21"]]
>>> df = pd.DataFrame(dates, columns=["index", "days"])
>>> dt_nan_dc = DateTimeNaNDataCheck()
>>> assert dt_nan_dc.validate(df) == []
```

The first value in the column "index" is replaced with NaT, which will raise an error in this data check.

```
>>> dates[0][0] = np.datetime64("NaT")
>>> df = pd.DataFrame(dates, columns=["index", "days"])
>>> assert dt_nan_dc.validate(df) == [
...     {
...         "message": "Input datetime column(s) (index) contains NaN values.␣
↪Please impute NaN values or drop these rows or columns.",
...         "data_check_name": "DateTimeNaNDataCheck",
...         "level": "error",
...         "details": {"columns": ["index"], "rows": None},
...         "code": "DATETIME_HAS_NAN",
...         "action_options": []
...     }
... ]
...
```

The value None will be treated the same way.

```
>>> dates[0][1] = None
>>> df = pd.DataFrame(dates, columns=["index", "days"])
>>> assert dt_nan_dc.validate(df) == [
...     {
...         "message": "Input datetime column(s) (index, days) contains NaN␣
↪values. Please impute NaN values or drop these rows or columns.",
...         "data_check_name": "DateTimeNaNDataCheck",
...         "level": "error",
...         "details": {"columns": ["index", "days"], "rows": None},
...         "code": "DATETIME_HAS_NAN",
...         "action_options": []
...     }
... ]
...
```

As will pd.NA.

```
>>> dates[0][1] = pd.NA
>>> df = pd.DataFrame(dates, columns=["index", "days"])
>>> assert dt_nan_dc.validate(df) == [
...     {
...         "message": "Input datetime column(s) (index, days) contains NaN␣
↪values. Please impute NaN values or drop these rows or columns.",
```

(continues on next page)

(continued from previous page)

```
...         "data_check_name": "DateTimeNaNDataCheck",
...         "level": "error",
...         "details": {"columns": ["index", "days"], "rows": None},
...         "code": "DATETIME_HAS_NAN",
...         "action_options": []
...     }
... ]
```

evalml.data_checks.datetime_nan_data_check.**error_contains_nan = Input datetime column(s) (**

default_data_checks

A default set of data checks that can be used for a variety of datasets.

Module Contents

Classes Summary

DefaultDataChecks	A collection of basic data checks that is used by AutoML by default.

Contents

class evalml.data_checks.default_data_checks.**DefaultDataChecks**(*problem_type*, *objective*, *n_splits=3*, *problem_configuration=None*)

A collection of basic data checks that is used by AutoML by default.

Includes:

- *NullDataCheck*
- *HighlyNullRowsDataCheck*
- *IDColumnsDataCheck*
- *TargetLeakageDataCheck*
- *InvalidTargetDataCheck*
- *NoVarianceDataCheck*
- *ClassImbalanceDataCheck* (for classification problem types)
- *DateTimeNaNDataCheck*
- *NaturalLanguageNaNDataCheck*
- *TargetDistributionDataCheck* (for regression problem types)
- *DateTimeFormatDataCheck* (for time series problem types)
- 'TimeSeriesParametersDataCheck' (for time series problem types)

- *TimeSeriesSplittingDataCheck* (for time series classification problem types)

Parameters

- **problem_type** (*str*) – The problem type that is being validated. Can be regression, binary, or multiclass.
- **objective** (*str or ObjectiveBase*) – Name or instance of the objective class.
- **n_splits** (*int*) – The number of splits as determined by the data splitter being used. Defaults to 3.
- **datetime_column** (*str*) – The name of the column containing datetime information to be used for time series problems.
- **to "index" indicating that the datetime information is in the index of X or y.** (*Default*) –

Methods

validate	Inspect and validate the input data against data checks and returns a list of warnings and errors if applicable.

validate (*self, X, y=None*)

Inspect and validate the input data against data checks and returns a list of warnings and errors if applicable.

Parameters

- **X** (*pd.DataFrame, np.ndarray*) – The input data of shape [n_samples, n_features]
- **y** (*pd.Series, np.ndarray*) – The target data of length [n_samples]

Returns Dictionary containing DataCheckMessage objects

Return type dict

id_columns_data_check

Data check that checks if any of the features are likely to be ID columns.

Module Contents

Classes Summary

IDColumnsDataCheck	Check if any of the features are likely to be ID columns.

Contents

class evalml.data_checks.id_columns_data_check.**IDColumnsDataCheck**(*id_threshold=1.0*)

Check if any of the features are likely to be ID columns.

Parameters **id_threshold** (*float*) – The probability threshold to be considered an ID column. Defaults to 1.0.

Methods

name	Return a name describing the data check.
validate	Check if any of the features are likely to be ID columns. Currently performs a number of simple checks.

name(*cls*)

Return a name describing the data check.

validate(*self*, *X*, *y=None*)

Check if any of the features are likely to be ID columns. Currently performs a number of simple checks.

Checks performed are:

- column name is "id"
- column name ends in "_id"
- column contains all unique values (and is categorical / integer type)

Parameters

- **X** (*pd.DataFrame, np.ndarray*) – The input features to check.
- **y** (*pd.Series*) – The target. Defaults to None. Ignored.

Returns A dictionary of features with column name or index and their probability of being ID columns

Return type dict

Examples

```
>>> import pandas as pd
```

Columns that end in "_id" and are completely unique are likely to be ID columns.

```
>>> df = pd.DataFrame({
...     "customer_id": [123, 124, 125, 126, 127],
...     "Sales": [10, 42, 31, 51, 61]
... })
...
>>> id_col_check = IDColumnsDataCheck()
>>> assert id_col_check.validate(df) == [
...     {
...         "message": "Columns 'customer_id' are 100.0% or more likely to be␣
↪an ID column",
...         "data_check_name": "IDColumnsDataCheck",
...         "level": "warning",
```

(continues on next page)

(continued from previous page)

```
...         "code": "HAS_ID_COLUMN",
...         "details": {"columns": ["customer_id"], "rows": None},
...         "action_options": [
...             {
...                 "code": "DROP_COL",
...                 "data_check_name": "IDColumnsDataCheck",
...                 "parameters": {},
...                 "metadata": {"columns": ["customer_id"], "rows": None}
...             }
...         ]
...     }
... ]
```

Columns named "ID" with all unique values will also be identified as ID columns.

```
>>> df = df.rename(columns={"customer_id": "ID"})
>>> id_col_check = IDColumnsDataCheck()
>>> assert id_col_check.validate(df) == [
...     {
...         "message": "Columns 'ID' are 100.0% or more likely to be an ID␣
↪column",
...         "data_check_name": "IDColumnsDataCheck",
...         "level": "warning",
...         "code": "HAS_ID_COLUMN",
...         "details": {"columns": ["ID"], "rows": None},
...         "action_options": [
...            {
...                 "code": "DROP_COL",
...                 "data_check_name": "IDColumnsDataCheck",
...                 "parameters": {},
...                 "metadata": {"columns": ["ID"], "rows": None}
...             }
...         ]
...     }
... ]
```

Despite being all unique, "Country_Rank" will not be identified as an ID column as id_threshold is set to 1.0 by default and its name doesn't indicate that it's an ID.

```
>>> df = pd.DataFrame({
...     "Country_Rank": [1, 2, 3, 4, 5],
...     "Sales": ["very high", "high", "high", "medium", "very low"]
... })
...
>>> id_col_check = IDColumnsDataCheck()
>>> assert id_col_check.validate(df) == []
```

However lowering the threshold will cause this column to be identified as an ID.

```
>>> id_col_check = IDColumnsDataCheck()
>>> id_col_check = IDColumnsDataCheck(id_threshold=0.95)
>>> assert id_col_check.validate(df) == [
...     {
...         "message": "Columns 'Country_Rank' are 95.0% or more likely to be␣
↪an ID column",
...         "data_check_name": "IDColumnsDataCheck",
```

(continues on next page)

(continued from previous page)

```
...         "level": "warning",
...         "details": {"columns": ["Country_Rank"], "rows": None},
...         "code": "HAS_ID_COLUMN",
...         "action_options": [
...             {
...                 "code": "DROP_COL",
...                 "data_check_name": "IDColumnsDataCheck",
...                 "parameters": {},
...                 "metadata": {"columns": ["Country_Rank"], "rows": None}
...             }
...         ]
...     }
... ]
```

invalid_target_data_check

Data check that checks if the target data contains missing or invalid values.

Module Contents

Classes Summary

InvalidTargetDataCheck	Check if the target data is considered invalid.

Contents

class evalml.data_checks.invalid_target_data_check.**InvalidTargetDataCheck**(*problem_type*, *objective*, *n_unique=100*)

Check if the target data is considered invalid.

Target data is considered invalid if:

- Target is None.
- Target has NaN or None values.
- Target is of an unsupported Woodwork logical type.
- Target and features have different lengths or indices.
- Target does not have enough instances of a class in a classification problem.
- Target does not contain numeric data for regression problems.

Parameters

- **problem_type** (*str or ProblemTypes*) – The specific problem type to data check for. e.g. 'binary', 'multiclass', 'regression, 'time series regression'
- **objective** (*str or ObjectiveBase*) – Name or instance of the objective class.

- **n_unique** (*int*) – Number of unique target values to store when problem type is binary and target incorrectly has more than 2 unique values. Non-negative integer. If None, stores all unique values. Defaults to 100.

Attributes

multi-class_continuous_threshold	0.05

Methods

name	Return a name describing the data check.
validate	Check if the target data is considered invalid. If the input features argument is not None, it will be used to check that the target and features have the same dimensions and indices.

name (*cls*)

Return a name describing the data check.

validate (*self*, *X*, *y*)

Check if the target data is considered invalid. If the input features argument is not None, it will be used to check that the target and features have the same dimensions and indices.

Target data is considered invalid if:

- Target is None.
- Target has NaN or None values.
- Target is of an unsupported Woodwork logical type.
- Target and features have different lengths or indices.
- Target does not have enough instances of a class in a classification problem.
- Target does not contain numeric data for regression problems.

Parameters

- **X** (*pd.DataFrame, np.ndarray*) – Features. If not None, will be used to check that the target and features have the same dimensions and indices.
- **y** (*pd.Series, np.ndarray*) – Target data to check for invalid values.

Returns List with DataCheckErrors if any invalid values are found in the target data.

Return type dict (DataCheckError)

Examples

```
>>> import pandas as pd
```

Target values must be integers, doubles, or booleans.

```
>>> X = pd.DataFrame({"col": [1, 2, 3, 1]})
>>> y = pd.Series(["cat_1", "cat_2", "cat_1", "cat_2"])
>>> target_check = InvalidTargetDataCheck("regression", "R2")
>>> assert target_check.validate(X, y) == [
...     {
...         "message": "Target is unsupported Unknown type. Valid Woodwork␣
↪logical types include: integer, double, boolean, integer_nullable, boolean_
↪nullable, age_nullable",
...         "data_check_name": "InvalidTargetDataCheck",
...         "level": "error",
...         "details": {"columns": None, "rows": None, "unsupported_type":
↪"unknown"},
...         "code": "TARGET_UNSUPPORTED_TYPE",
...         "action_options": []
...     },
...     {
...         "message": "Target data type should be numeric for regression␣
↪type problems.",
...         "data_check_name": "InvalidTargetDataCheck",
...         "level": "error",
...         "details": {"columns": None, "rows": None},
...         "code": "TARGET_UNSUPPORTED_TYPE",
...         "action_options": []
...     }
... ]
```

The target cannot have null values.

```
>>> y = pd.Series([None, pd.NA, pd.NaT, None])
>>> assert target_check.validate(X, y) == [
...     {
...         "message": "Target is either empty or fully null.",
...         "data_check_name": "InvalidTargetDataCheck",
...         "level": "error",
...         "details": {"columns": None, "rows": None},
...         "code": "TARGET_IS_EMPTY_OR_FULLY_NULL",
...         "action_options": []
...     }
... ]
...
...
>>> y = pd.Series([1, None, 3, None])
>>> assert target_check.validate(None, y) == [
...     {
...         "message": "2 row(s) (50.0%) of target values are null",
...         "data_check_name": "InvalidTargetDataCheck",
...         "level": "error",
...         "details": {
...             "columns": None,
...             "rows": None,
...             "num_null_rows": 2,
```

(continues on next page)

(continued from previous page)

```
...             "pct_null_rows": 50.0
...         },
...         "code": "TARGET_HAS_NULL",
...         "action_options": [
...             {
...                 "code": "IMPUTE_COL",
...                 "data_check_name": "InvalidTargetDataCheck",
...                 "parameters": {
...                     "impute_strategy": {
...                         "parameter_type": "global",
...                         "type": "category",
...                         "categories": ["mean", "most_frequent"],
...                         "default_value": "mean"
...                     }
...                 },
...                 "metadata": {"columns": None, "rows": None, "is_target":␣
↪True},
...             }
...         ],
...     }
... ]
```

If the target values don't match the problem type passed, an error will be raised. In this instance, only two values exist in the target column, but multiclass has been passed as the problem type.

```
>>> X = pd.DataFrame([i for i in range(50)])
>>> y = pd.Series([i%2 for i in range(50)])
>>> target_check = InvalidTargetDataCheck("multiclass", "Log Loss Multiclass")
>>> assert target_check.validate(X, y) == [
...     {
...         "message": "Target has two or less classes, which is too few for␣
↪multiclass problems.  Consider changing to binary.",
...         "data_check_name": "InvalidTargetDataCheck",
...         "level": "error",
...         "details": {"columns": None, "rows": None, "num_classes": 2},
...         "code": "TARGET_MULTICLASS_NOT_ENOUGH_CLASSES",
...         "action_options": []
...     }
... ]
```

If the length of X and y differ, a warning will be raised. A warning will also be raised for indices that don"t match.

```
>>> target_check = InvalidTargetDataCheck("regression", "R2")
>>> X = pd.DataFrame([i for i in range(5)])
>>> y = pd.Series([1, 2, 4, 3], index=[1, 2, 4, 3])
>>> assert target_check.validate(X, y) == [
...     {
...         "message": "Input target and features have different lengths",
...         "data_check_name": "InvalidTargetDataCheck",
...         "level": "warning",
...         "details": {"columns": None, "rows": None, "features_length": 5,
↪"target_length": 4},
...         "code": "MISMATCHED_LENGTHS",
...         "action_options": []
...     },
```

(continues on next page)

(continued from previous page)

```
...     {
...         "message": "Input target and features have mismatched indices.␣
↪Details will include the first 10 mismatched indices.",
...         "data_check_name": "InvalidTargetDataCheck",
...         "level": "warning",
...         "details": {
...             "columns": None,
...             "rows": None,
...             "indices_not_in_features": [],
...             "indices_not_in_target": [0]
...         },
...         "code": "MISMATCHED_INDICES",
...         "action_options": []
...     }
... ]
```

multicollinearity_data_check

Data check to check if any set features are likely to be multicollinear.

Module Contents

Classes Summary

MulticollinearityDataCheck	Check if any set features are likely to be multicollinear.

Contents

class evalml.data_checks.multicollinearity_data_check.**MulticollinearityDataCheck**(*threshold=0.9*

Check if any set features are likely to be multicollinear.

Parameters **threshold** (*float*) – The threshold to be considered. Defaults to 0.9.

Methods

name	Return a name describing the data check.
validate	Check if any set of features are likely to be multicollinear.

name(*cls*)

Return a name describing the data check.

validate(*self*, *X*, *y=None*)

Check if any set of features are likely to be multicollinear.

Parameters

- **X** (*pd.DataFrame*) – The input features to check.
- **y** (*pd.Series*) – The target. Ignored.

Returns dict with a DataCheckWarning if there are any potentially multicollinear columns.

Return type dict

Example

```
>>> import pandas as pd
```

Columns in X that are highly correlated with each other will be identified using mutual information.

```
>>> col = pd.Series([1, 0, 2, 3, 4])
>>> X = pd.DataFrame({"col_1": col, "col_2": col * 3})
>>> y = pd.Series([1, 0, 0, 1, 0])
...
>>> multicollinearity_check = MulticollinearityDataCheck(threshold=1.0)
>>> assert multicollinearity_check.validate(X, y) == [
...     {
...         "message": "Columns are likely to be correlated: [('col_1', 'col_2
↪')]",
...         "data_check_name": "MulticollinearityDataCheck",
...         "level": "warning",
...         "code": "IS_MULTICOLLINEAR",
...         "details": {"columns": [("col_1", "col_2")], "rows": None},
...         "action_options": []
...     }
... ]
```

natural_language_nan_data_check

Data check that checks each column in the input for natural language features and will issue an error if NaN values are present.

Module Contents

Classes Summary

NaturalLanguageNaNDataCheck	Checks each column in the input for natural language features and will issue an error if NaN values are present.

Attributes Summary

error_contains_nan

Contents

evalml.data_checks.natural_language_nan_data_check.**error_contains_nan = Input natural langu**

class evalml.data_checks.natural_language_nan_data_check.**NaturalLanguageNaNDataCheck**

Checks each column in the input for natural language features and will issue an error if NaN values are present.

Methods

name	Return a name describing the data check.
validate	Check if any natural language columns contain NaN values.

name (*cls*)

Return a name describing the data check.

validate (*self*, *X*, *y=None*)

Check if any natural language columns contain NaN values.

Parameters

- **X** (*pd.DataFrame, np.ndarray*) – Features.
- **y** (*pd.Series, np.ndarray*) – Ignored. Defaults to None.

Returns dict with a DataCheckError if NaN values are present in natural language columns.

Return type dict

Example

```
>>> import pandas as pd
>>> import woodwork as ww
>>> import numpy as np
```

Columns containing Natural Language data will raise an error if NaN values are present.

```
>>> data = pd.DataFrame()
>>> data["A"] = [None, "string_that_is_long_enough_for_natural_language"]
>>> data["B"] = ["string_that_is_long_enough_for_natural_language", "string_
↪that_is_long_enough_for_natural_language"]
>>> data["C"] = np.random.randint(0, 3, size=len(data))
>>> data.ww.init(logical_types={"A": "NaturalLanguage", "B": "NaturalLanguage
↪"})
...
>>> nl_nan_check = NaturalLanguageNaNDataCheck()
>>> assert nl_nan_check.validate(data) == [DataCheckError(message="Input␣
↪natural language column(s) (A) contains NaN values. Please impute NaN␣
↪values or drop these rows or columns.",
...                        data_check_name=NaturalLanguageNaNDataCheck.name,
...                        message_code=DataCheckMessageCode.NATURAL_LANGUAGE_
↪HAS_NAN,
...                        details={"columns": ["A"]}).to_dict()]
```

no_variance_data_check

Data check that checks if the target or any of the features have no variance.

Module Contents

Classes Summary

NoVarianceDataCheck	Check if the target or any of the features have no variance.

Contents

class evalml.data_checks.no_variance_data_check.**NoVarianceDataCheck**(*count_nan_as_value=False*)

Check if the target or any of the features have no variance.

Parameters **count_nan_as_value** (*bool*) – If True, missing values will be counted as their own unique value. Additionally, if true, will return a DataCheckWarning instead of an error if the feature has mostly missing data and only one unique value. Defaults to False.

Methods

name	Return a name describing the data check.
validate	Check if the target or any of the features have no variance (1 unique value).

name(*cls*)

Return a name describing the data check.

validate(*self*, *X*, *y*)

Check if the target or any of the features have no variance (1 unique value).

Parameters

- **X** (*pd.DataFrame, np.ndarray*) – The input features.
- **y** (*pd.Series, np.ndarray*) – The target data.

Returns A dict of warnings/errors corresponding to features or target with no variance.

Return type dict

Examples

```
>>> import pandas as pd
```

Columns or target data that have only one unique value will raise an error.

```
>>> X = pd.DataFrame([2, 2, 2, 2, 2, 2, 2, 2], columns=["First_Column"])
>>> y = pd.Series([1, 1, 1, 1, 1, 1, 1, 1])
...
>>> novar_dc = NoVarianceDataCheck()
```

(continues on next page)

(continued from previous page)

```
>>> assert novar_dc.validate(X, y) == [
...     {
...         "message": "'First_Column' has 1 unique value.",
...         "data_check_name": "NoVarianceDataCheck",
...         "level": "error",
...         "details": {"columns": ["First_Column"], "rows": None},
...         "code": "NO_VARIANCE",
...         "action_options": [
...             {
...                 "code": "DROP_COL",
...                 "data_check_name": "NoVarianceDataCheck",
...                 "parameters": {},
...                 "metadata": {"columns": ["First_Column"], "rows": None}
...             },
...         ]
...     },
...     {
...         "message": "Y has 1 unique value.",
...         "data_check_name": "NoVarianceDataCheck",
...         "level": "error",
...         "details": {"columns": ["Y"], "rows": None},
...         "code": "NO_VARIANCE",
...         "action_options": []
...     }
... ]
```

By default, NaNs will not be counted as distinct values. In the first example, there are still two distinct values besides None. In the second, there are no distinct values as the target is entirely null.

```
>>> X["First_Column"] = [2, 2, 2, 3, 3, 3, None, None]
>>> y = pd.Series([1, 1, 1, 2, 2, 2, None, None])
>>> assert novar_dc.validate(X, y) == []
...
...
>>> y = pd.Series([None] * 7)
>>> assert novar_dc.validate(X, y) == [
...     {
...         "message": "Y has 0 unique values.",
...         "data_check_name": "NoVarianceDataCheck",
...         "level": "error",
...         "details": {"columns": ["Y"], "rows": None},
...         "code": "NO_VARIANCE",
...         "action_options":[]
...     }
... ]
```

As None is not considered a distinct value by default, there is only one unique value in X and y.

```
>>> X["First_Column"] = [2, 2, 2, 2, None, None, None, None]
>>> y = pd.Series([1, 1, 1, 1, None, None, None, None])
>>> assert novar_dc.validate(X, y) == [
...     {
...         "message": "'First_Column' has 1 unique value.",
...         "data_check_name": "NoVarianceDataCheck",
...         "level": "error",
...         "details": {"columns": ["First_Column"], "rows": None},
```

(continues on next page)

(continued from previous page)

```
...         "code": "NO_VARIANCE",
...         "action_options": [
...             {
...                 "code": "DROP_COL",
...                  "data_check_name": "NoVarianceDataCheck",
...                  "parameters": {},
...                  "metadata": {"columns": ["First_Column"], "rows": None}
...             },
...         ]
...     },
...     {
...         "message": "Y has 1 unique value.",
...         "data_check_name": "NoVarianceDataCheck",
...         "level": "error",
...         "details": {"columns": ["Y"], "rows": None},
...         "code": "NO_VARIANCE",
...         "action_options": []
...     }
... ]
```

If count_nan_as_value is set to True, then NaNs are counted as unique values. In the event that there is an adequate number of unique values only because count_nan_as_value is set to True, a warning will be raised so the user can encode these values.

```
>>> novar_dc = NoVarianceDataCheck(count_nan_as_value=True)
>>> assert novar_dc.validate(X, y) == [
...     {
...         "message": "'First_Column' has two unique values including nulls.␣
↪Consider encoding the nulls for this column to be useful for machine␣
↪learning.",
...         "data_check_name": "NoVarianceDataCheck",
...         "level": "warning",
...         "details": {"columns": ["First_Column"], "rows": None},
...         "code": "NO_VARIANCE_WITH_NULL",
...         "action_options": [
...             {
...                 "code": "DROP_COL",
...                  "data_check_name": "NoVarianceDataCheck",
...                  "parameters": {},
...                  "metadata": {"columns": ["First_Column"], "rows": None}
...             },
...         ]
...     },
...     {
...         "message": "Y has two unique values including nulls. Consider␣
↪encoding the nulls for this column to be useful for machine learning.",
...         "data_check_name": "NoVarianceDataCheck",
...         "level": "warning",
...         "details": {"columns": ["Y"], "rows": None},
...         "code": "NO_VARIANCE_WITH_NULL",
...         "action_options": []
...     }
... ]
```

null_data_check

Data check that checks if there are any highly-null columns and rows in the input.

Module Contents

Classes Summary

NullDataCheck	Check if there are any highly-null numerical, boolean, categorical, natural language, and unknown columns and rows in the input.

Contents

class evalml.data_checks.null_data_check.**NullDataCheck**(*pct_null_col_threshold=0.95*, *pct_null_row_threshold=0.95*)

Check if there are any highly-null numerical, boolean, categorical, natural language, and unknown columns and rows in the input.

Parameters

- **pct_null_col_threshold** (*float*) – If the percentage of NaN values in an input feature exceeds this amount, that column will be considered highly-null. Defaults to 0.95.
- **pct_null_row_threshold** (*float*) – If the percentage of NaN values in an input row exceeds this amount, that row will be considered highly-null. Defaults to 0.95.

Methods

get_null_column_information	Finds columns that are considered highly null (percentage null is greater than threshold) and returns dictionary mapping column name to percentage null and dictionary mapping column name to null indices.
get_null_row_information	Finds rows that are considered highly null (percentage null is greater than threshold).
name	Return a name describing the data check.
validate	Check if there are any highly-null columns or rows in the input.

static get_null_column_information(*X*, *pct_null_col_threshold=0.0*)

Finds columns that are considered highly null (percentage null is greater than threshold) and returns dictionary mapping column name to percentage null and dictionary mapping column name to null indices.

Parameters

- **X** (*pd.DataFrame*) – DataFrame to check for highly null columns.
- **pct_null_col_threshold** (*float*) – Percentage threshold for a column to be considered null. Defaults to 0.0.

Returns Tuple containing: dictionary mapping column name to its null percentage and dictionary mapping column name to null indices in that column.

Return type tuple

static get_null_row_information(*X*, *pct_null_row_threshold=0.0*)

Finds rows that are considered highly null (percentage null is greater than threshold).

Parameters

- **X** (*pd.DataFrame*) – DataFrame to check for highly null rows.
- **pct_null_row_threshold** (*float*) – Percentage threshold for a row to be considered null. Defaults to 0.0.

Returns Series containing the percentage null for each row.

Return type pd.Series

name(*cls*)

Return a name describing the data check.

validate(*self*, *X*, *y=None*)

Check if there are any highly-null columns or rows in the input.

Parameters

- **X** (*pd.DataFrame, np.ndarray*) – Features.
- **y** (*pd.Series, np.ndarray*) – Ignored. Defaults to None.

Returns dict with a DataCheckWarning if there are any highly-null columns or rows.

Return type dict

Examples

```
>>> import pandas as pd
...
>>> class SeriesWrap():
...     def __init__(self, series):
...         self.series = series
...
...     def __eq__(self, series_2):
...         return all(self.series.eq(series_2.series))
```

With pct_null_col_threshold set to 0.50, any column that has 50% or more of its observations set to null will be included in the warning, as well as the percentage of null values identified ("all_null": 1.0, "lots_of_null": 0.8).

```
>>> df = pd.DataFrame({
...     "all_null": [None, pd.NA, None, None, None],
...     "lots_of_null": [None, None, None, None, 5],
...     "few_null": [1, 2, None, 2, 3],
...     "no_null": [1, 2, 3, 4, 5]
... })
...
>>> highly_null_dc = NullDataCheck(pct_null_col_threshold=0.50)
>>> assert highly_null_dc.validate(df) == [
...     {
...         "message": "Column(s) 'all_null', 'lots_of_null' are 50.0% or␣
↪more null",
...         "data_check_name": "NullDataCheck",
...         "level": "warning",
...         "details": {
```

(continues on next page)

(continued from previous page)

```
...             "columns": ["all_null", "lots_of_null"],
...             "rows": None,
...             "pct_null_rows": {"all_null": 1.0, "lots_of_null": 0.8}
...         },
...         "code": "HIGHLY_NULL_COLS",
...         "action_options": [
...             {
...                 "code": "DROP_COL",
...                 "data_check_name": "NullDataCheck",
...                 "parameters": {},
...                 "metadata": {"columns": ["all_null", "lots_of_null"],
↪"rows": None}
...             }
...         ]
...     },
...     {
...         "message": "Column(s) 'few_null' have null values",
...         "data_check_name": "NullDataCheck",
...         "level": "warning",
...         "details": {"columns": ["few_null"], "rows": None},
...         "code": "COLS_WITH_NULL",
...         "action_options": [
...             {
...                 "code": "IMPUTE_COL",
...                 "data_check_name": "NullDataCheck",
...                 "metadata": {"columns": ["few_null"], "rows": None, "is_
↪target": False},
...                 "parameters": {
...                     "impute_strategies": {
...                         "parameter_type": "column",
...                         "columns": {
...                             "few_null": {
...                                 "impute_strategy": {"categories": ["mean",
↪ "most_frequent"], "type": "category", "default_value": "mean"}
...                             }
...                         }
...                     }
...                 }
...             }
...         ]
...     }
... ]
```

With pct_null_row_threshold set to 0.50, any row with 50% or more of its respective column values set to null will included in the warning, as well as the offending rows ("rows": [0, 1, 2, 3]). Since the default value for pct_null_col_threshold is 0.95, "all_null" is also included in the warnings since the percentage of null values in that row is over 95%.

```
>>> highly_null_dc = NullDataCheck(pct_null_row_threshold=0.50)
>>> validation_messages = highly_null_dc.validate(df)
>>> validation_messages[0]["details"]["pct_null_cols"] =␣
↪SeriesWrap(validation_messages[0]["details"]["pct_null_cols"])
>>> highly_null_rows = SeriesWrap(pd.Series([0.5, 0.5, 0.75, 0.5]))
>>> assert validation_messages == [
...     {
...         "message": "4 out of 5 rows are 50.0% or more null",
```

(continues on next page)

(continued from previous page)

```
...         "data_check_name": "NullDataCheck",
...         "level": "warning",
...         "details": {
...             "columns": None,
...             "rows": [0, 1, 2, 3],
...             "pct_null_cols": highly_null_rows
...         },
...         "code": "HIGHLY_NULL_ROWS",
...         "action_options": [
...             {
...                 "code": "DROP_ROWS",
...                  "data_check_name": "NullDataCheck",
...                  "parameters": {},
...                  "metadata": {"columns": None, "rows": [0, 1, 2, 3]}
...              }
...         ]
...     },
...     {
...         "message": "Column(s) 'all_null' are 95.0% or more null",
...         "data_check_name": "NullDataCheck",
...         "level": "warning",
...         "details": {
...             "columns": ["all_null"],
...             "rows": None,
...             "pct_null_rows": {"all_null": 1.0}
...         },
...        "code": "HIGHLY_NULL_COLS",
...        "action_options": [
...             {
...                 "code": "DROP_COL",
...                 "data_check_name": "NullDataCheck",
...                 "metadata": {"columns": ["all_null"], "rows": None},
...                 "parameters": {}
...             }
...         ]
...     },
...     {
...         "message": "Column(s) 'lots_of_null', 'few_null' have null values
↪",
...         "data_check_name": "NullDataCheck",
...         "level": "warning",
...         "details": {"columns": ["lots_of_null", "few_null"], "rows": None}
↪,
...         "code": "COLS_WITH_NULL",
...         "action_options": [
...             {
...                "code": "IMPUTE_COL",
...                "data_check_name": "NullDataCheck",
...                "metadata": {"columns": ["lots_of_null", "few_null"], "rows
↪": None, "is_target": False},
...                "parameters": {
...                    "impute_strategies": {
...                        "parameter_type": "column",
...                        "columns": {
...                            "lots_of_null": {"impute_strategy": {
↪"categories": ["mean", "most_frequent"], "type": "category", "default_value
↪": "mean"}},
```

(continues on next page)

(continued from previous page)

```
...                                "few_null": {"impute_strategy": {"categories":␣
↪["mean", "most_frequent"], "type": "category", "default_value": "mean"}}
...                            }
...                        }
...                    }
...                }
...            ]
...        }
... ]
```

outliers_data_check

Data check that checks if there are any outliers in input data by using IQR to determine score anomalies.

Module Contents

Classes Summary

OutliersDataCheck	Checks if there are any outliers in input data by using IQR to determine score anomalies.

Contents

class evalml.data_checks.outliers_data_check.**OutliersDataCheck**

Checks if there are any outliers in input data by using IQR to determine score anomalies.

Columns with score anomalies are considered to contain outliers.

Methods

get_boxplot_data	Returns box plot information for the given data.
name	Return a name describing the data check.
validate	Check if there are any outliers in a dataframe by using IQR to determine column anomalies. Column with anomalies are considered to contain outliers.

static get_boxplot_data(*data_*)

Returns box plot information for the given data.

Parameters **data** (*pd.Series, np.ndarray*) – Input data.

Returns A payload of box plot statistics.

Return type dict

Examples

```
>>> import pandas as pd
...
>>> df = pd.DataFrame({
...     "x": [1, 2, 3, 4, 5],
...     "y": [6, 7, 8, 9, 10],
...     "z": [-1, -2, -3, -1201, -4]
... })
>>> box_plot_data = OutliersDataCheck.get_boxplot_data(df["z"])
>>> box_plot_data["score"] = round(box_plot_data["score"], 2)
>>> assert box_plot_data == {
...     "score": 0.89,
...     "pct_outliers": 0.2,
...     "values": {"q1": -4.0,
...                "median": -3.0,
...                "q3": -2.0,
...                "low_bound": -7.0,
...                "high_bound": 1.0,
...                "low_values": [-1201],
...                "high_values": [],
...                "low_indices": [3],
...                "high_indices": []}
...     }
```

name (*cls*)

Return a name describing the data check.

validate (*self*, *X*, *y=None*)

Check if there are any outliers in a dataframe by using IQR to determine column anomalies. Column with anomalies are considered to contain outliers.

Parameters

- **X** (*pd.DataFrame, np.ndarray*) – Input features.
- **y** (*pd.Series, np.ndarray*) – Ignored. Defaults to None.

Returns A dictionary with warnings if any columns have outliers.

Return type dict

Examples

```
>>> import pandas as pd
```

The column "z" has an outlier so a warning is added to alert the user of its location.

```
>>> df = pd.DataFrame({
...     "x": [1, 2, 3, 4, 5],
...     "y": [6, 7, 8, 9, 10],
...     "z": [-1, -2, -3, -1201, -4]
... })
...
>>> outliers_check = OutliersDataCheck()
>>> assert outliers_check.validate(df) == [
...     {
...         "message": "Column(s) 'z' are likely to have outlier data.",
```

(continues on next page)

(continued from previous page)

```
...         "data_check_name": "OutliersDataCheck",
...         "level": "warning",
...         "code": "HAS_OUTLIERS",
...         "details": {"columns": ["z"], "rows": [3], "column_indices": {"z":
↪ [3]}},
...         "action_options": [
...             {
...                 "code": "DROP_ROWS",
...                  "data_check_name": "OutliersDataCheck",
...                  "parameters": {},
...                  "metadata": {"rows": [3], "columns": None}
...             }
...         ]
...     }
... ]
```

sparsity_data_check

Data check that checks if there are any columns with sparsely populated values in the input.

Module Contents

Classes Summary

SparsityDataCheck	Check if there are any columns with sparsely populated values in the input.

Attributes Summary

warning_too_unique

Contents

class evalml.data_checks.sparsity_data_check.**SparsityDataCheck**(*problem_type*, *threshold*, *unique_count_threshold=10*)

Check if there are any columns with sparsely populated values in the input.

Parameters

- **problem_type** (*str or ProblemTypes*) – The specific problem type to data check for. 'multiclass' or 'time series multiclass' is the only accepted problem type.
- **threshold** (*float*) – The threshold value, or percentage of each column's unique values, below which, a column exhibits sparsity. Should be between 0 and 1.
- **unique_count_threshold** (*int*) – The minimum number of times a unique value has to be present in a column to not be considered "sparse." Defaults to 10.

Methods

name	Return a name describing the data check.
sparsity_score	Calculate a sparsity score for the given value counts by calculating the percentage of unique values that exceed the count_threshold.
validate	Calculate what percentage of each column's unique values exceed the count threshold and compare that percentage to the sparsity threshold stored in the class instance.

name(*cls*)

Return a name describing the data check.

static sparsity_score(*col*, *count_threshold=10*)

Calculate a sparsity score for the given value counts by calculating the percentage of unique values that exceed the count_threshold.

Parameters

- **col** (*pd.Series*) – Feature values.
- **count_threshold** (*int*) – The number of instances below which a value is considered sparse. Default is 10.

Returns Sparsity score, or the percentage of the unique values that exceed count_threshold.

Return type (float)

validate(*self*, *X*, *y=None*)

Calculate what percentage of each column's unique values exceed the count threshold and compare that percentage to the sparsity threshold stored in the class instance.

Parameters

- **X** (*pd.DataFrame, np.ndarray*) – Features.
- **y** (*pd.Series, np.ndarray*) – Ignored.

Returns dict with a DataCheckWarning if there are any sparse columns.

Return type dict

Examples

```
>>> import pandas as pd
```

For multiclass problems, if a column doesn't have enough representation from unique values, it will be considered sparse.

```
>>> df = pd.DataFrame({
...     "sparse": [float(x) for x in range(100)],
...     "not_sparse": [float(1) for x in range(100)]
... })
...
>>> sparsity_check = SparsityDataCheck(problem_type="multiclass", threshold=0.
↪5, unique_count_threshold=10)
>>> assert sparsity_check.validate(df) == [
...     {
```

(continues on next page)

(continued from previous page)

```
...         "message": "Input columns ('sparse') for multiclass problem type␣
↪are too sparse.",
...         "data_check_name": "SparsityDataCheck",
...         "level": "warning",
...         "code": "TOO_SPARSE",
...         "details": {
...             "columns": ["sparse"],
...             "sparsity_score": {"sparse": 0.0},
...             "rows": None
...         },
...         "action_options": [
...             {
...                 "code": "DROP_COL",
...                  "data_check_name": "SparsityDataCheck",
...                  "parameters": {},
...                  "metadata": {"columns": ["sparse"], "rows": None}
...             }
...         ]
...     }
... ]
```

... >>> df["sparse"] = [float(x % 10) for x in range(100)] >>> sparsity_check = SparsityDataCheck(problem_type="multiclass", threshold=1, unique_count_threshold=5) >>> assert sparsity_check.validate(df) == [] ... >>> sparse_array = pd.Series([1, 1, 1, 2, 2, 3] * 3) >>> assert SparsityDataCheck.sparsity_score(sparse_array, count_threshold=5) == 0.6666666666666666

`evalml.data_checks.sparsity_data_check.`**`warning_too_unique = Input columns ({}) for {} probl`**

target_distribution_data_check

Data check that checks if the target data contains certain distributions that may need to be transformed prior training to improve model performance.

Module Contents

Classes Summary

TargetDistributionDataCheck	Check if the target data contains certain distributions that may need to be transformed prior training to improve model performance. Uses the Shapiro-Wilks test when the dataset is <=5000 samples, otherwise uses Jarque-Bera.

Contents

class evalml.data_checks.target_distribution_data_check.**TargetDistributionDataCheck**

Check if the target data contains certain distributions that may need to be transformed prior training to improve model performance. Uses the Shapiro-Wilks test when the dataset is <=5000 samples, otherwise uses Jarque-Bera.

Methods

name	Return a name describing the data check.
validate	Check if the target data has a certain distribution.

name(*cls*)

Return a name describing the data check.

validate(*self*, *X*, *y*)

Check if the target data has a certain distribution.

Parameters

- **X** (*pd.DataFrame, np.ndarray*) – Features. Ignored.
- **y** (*pd.Series, np.ndarray*) – Target data to check for underlying distributions.

Returns List with DataCheckErrors if certain distributions are found in the target data.

Return type dict (DataCheckError)

Examples

```
>>> import pandas as pd
```

Targets that exhibit a lognormal distribution will raise a warning for the user to transform the target.

```
>>> y = [0.946, 0.972, 1.154, 0.954, 0.969, 1.222, 1.038, 0.999, 0.973, 0.897]
>>> target_check = TargetDistributionDataCheck()
>>> assert target_check.validate(None, y) == [
...     {
...         "message": "Target may have a lognormal distribution.",
...         "data_check_name": "TargetDistributionDataCheck",
...         "level": "warning",
...         "code": "TARGET_LOGNORMAL_DISTRIBUTION",
...         "details": {"normalization_method": "shapiro", "statistic": 0.8,
↪"p-value": 0.045, "columns": None, "rows": None},
...         "action_options": [
...             {
...                 "code": "TRANSFORM_TARGET",
...                 "data_check_name": "TargetDistributionDataCheck",
...                 "parameters": {},
...                 "metadata": {
...                     "transformation_strategy": "lognormal",
...                     "is_target": True,
...                     "columns": None,
...                     "rows": None
...                 }
...             }
...         ]
```

(continues on next page)

(continued from previous page)

```
...     }
... ]
...
>>> y = pd.Series([1, 1, 1, 2, 2, 3, 4, 4, 5, 5, 5])
>>> assert target_check.validate(None, y) == []
...
...
>>> y = pd.Series(pd.date_range("1/1/21", periods=10))
>>> assert target_check.validate(None, y) == [
...     {
...         "message": "Target is unsupported datetime type. Valid Woodwork␣
↪logical types include: integer, double",
...         "data_check_name": "TargetDistributionDataCheck",
...         "level": "error",
...         "details": {"columns": None, "rows": None, "unsupported_type":
↪"datetime"},
...         "code": "TARGET_UNSUPPORTED_TYPE",
...         "action_options": []
...     }
... ]
```

target_leakage_data_check

Data check that checks if any of the features are highly correlated with the target by using mutual information or Pearson correlation.

Module Contents

Classes Summary

TargetLeakageDataCheck	Check if any of the features are highly correlated with the target by using mutual information or Pearson correlation.

Contents

class evalml.data_checks.target_leakage_data_check.**TargetLeakageDataCheck**(*pct_corr_threshold=0.9*
method='mutual')

Check if any of the features are highly correlated with the target by using mutual information or Pearson correlation.

If *method='mutual'*, this data check uses mutual information and supports all target and feature types. Otherwise, if *method='pearson'*, it uses Pearson correlation and only supports binary with numeric and boolean dtypes. Pearson correlation returns a value in [-1, 1], while mutual information returns a value in [0, 1].

Parameters

- **pct_corr_threshold** (*float*) – The correlation threshold to be considered leakage. Defaults to 0.95.
- **method** (*string*) – The method to determine correlation. Use 'mutual' for mutual information, otherwise 'pearson' for Pearson correlation. Defaults to 'mutual'.

Methods

name	Return a name describing the data check.
validate	Check if any of the features are highly correlated with the target by using mutual information or Pearson correlation.

name (*cls*)

Return a name describing the data check.

validate (*self*, *X*, *y*)

Check if any of the features are highly correlated with the target by using mutual information or Pearson correlation.

If *method='mutual'*, supports all target and feature types. Otherwise, if *method='pearson'* only supports binary with numeric and boolean dtypes. Pearson correlation returns a value in [-1, 1], while mutual information returns a value in [0, 1].

Parameters

- **X** (*pd.DataFrame, np.ndarray*) – The input features to check.
- **y** (*pd.Series, np.ndarray*) – The target data.

Returns dict with a DataCheckWarning if target leakage is detected.

Return type dict (DataCheckWarning)

Examples

```
>>> import pandas as pd
```

Any columns that are strongly correlated with the target will raise a warning. This could be indicative of data leakage.

```
>>> X = pd.DataFrame({
...     "leak": [10, 42, 31, 51, 61],
...     "x": [42, 54, 12, 64, 12],
...     "y": [13, 5, 13, 74, 24],
... })
>>> y = pd.Series([10, 42, 31, 51, 40])
...
>>> target_leakage_check = TargetLeakageDataCheck(pct_corr_threshold=0.95)
>>> assert target_leakage_check.validate(X, y) == [
...     {
...         "message": "Column 'leak' is 95.0% or more correlated with the␣
↪target",
...         "data_check_name": "TargetLeakageDataCheck",
...         "level": "warning",
...         "code": "TARGET_LEAKAGE",
...         "details": {"columns": ["leak"], "rows": None},
...         "action_options": [
...             {
...                 "code": "DROP_COL",
...                 "data_check_name": "TargetLeakageDataCheck",
...                 "parameters": {},
...                 "metadata": {"columns": ["leak"], "rows": None}
```

(continues on next page)

(continued from previous page)

```
...                 }
...             ]
...         }
... ]
```

The default method can be changed to pearson from mutual information.

```
>>> X["x"] = y / 2
>>> target_leakage_check = TargetLeakageDataCheck(pct_corr_threshold=0.8,␣
↪method="pearson")
>>> assert target_leakage_check.validate(X, y) == [
...     {
...         "message": "Columns 'leak', 'x' are 80.0% or more correlated with␣
↪the target",
...         "data_check_name": "TargetLeakageDataCheck",
...         "level": "warning",
...         "details": {"columns": ["leak", "x"], "rows": None},
...         "code": "TARGET_LEAKAGE",
...         "action_options": [
...             {
...                 "code": "DROP_COL",
...                  "data_check_name": "TargetLeakageDataCheck",
...                  "parameters": {},
...                  "metadata": {"columns": ["leak", "x"], "rows": None}
...             }
...         ]
...     }
... ]
```

ts_parameters_data_check

Data check that checks whether the time series parameters are compatible with the data size.

Module Contents

Classes Summary

`TimeSeriesParametersDataCheck`	Checks whether the time series parameters are compatible with data splitting.

Contents

class `evalml.data_checks.ts_parameters_data_check.`**`TimeSeriesParametersDataCheck`**(*problem_config*, *n_splits*)

Checks whether the time series parameters are compatible with data splitting.

If *gap + max_delay + forecast_horizon > X.shape[0] // (n_splits + 1)*

then the feature engineering window is larger than the smallest split. This will cause the pipeline to create features from data that does not exist, which will cause errors.

Parameters

- **problem_configuration** (*dict*) – Dict containing problem_configuration parameters.
- **n_splits** (*int*) – Number of time series splits.

Methods

name	Return a name describing the data check.
validate	Check if the time series parameters are compatible with data splitting.

name (*cls*)
Return a name describing the data check.

validate (*self*, *X*, *y=None*)
Check if the time series parameters are compatible with data splitting.

Parameters

- **X** (*pd.DataFrame, np.ndarray*) – Features.
- **y** (*pd.Series, np.ndarray*) – Ignored. Defaults to None.

Returns dict with a DataCheckError if parameters are too big for the split sizes.

Return type dict

Examples

```
>>> import pandas as pd
```

The time series parameters have to be compatible with the data passed. If the window size (gap + max_delay + forecast_horizon) is greater than or equal to the split size, then an error will be raised.

```
>>> X = pd.DataFrame({
...     "dates": pd.date_range("1/1/21", periods=100),
...     "first": [i for i in range(100)],
... })
>>> y = pd.Series([i for i in range(100)])
...
>>> problem_config = {"gap": 7, "max_delay": 2, "forecast_horizon": 12, "time_
↪index": "dates"}
>>> target_leakage_check = TimeSeriesParametersDataCheck(problem_
↪configuration=problem_config, n_splits=4)
>>> assert target_leakage_check.validate(X, y) == [
...     {
...         "message": "Since the data has 100 observations and n_splits=4,␣
↪the smallest "
...                    "split would have 20 observations. Since 21 (gap + max_
↪delay + forecast_horizon)"
...                    " >= 20, then at least one of the splits would be␣
↪empty by the time it reaches "
...                    "the pipeline. Please use a smaller number of splits,␣
↪reduce one or more these "
...                    "parameters, or collect more data.",
...         "data_check_name": "TimeSeriesParametersDataCheck",
...         "level": "error",
...         "code": "TIMESERIES_PARAMETERS_NOT_COMPATIBLE_WITH_SPLIT",
```

(continues on next page)

(continued from previous page)

```
...         "details": {
...             "columns": None,
...             "rows": None,
...             "max_window_size": 21,
...             "min_split_size": 20,
...             "n_obs": 100,
...             "n_splits": 4
...         },
...         "action_options": []
...     }
... ]
```

ts_splitting_data_check

Data check that checks whether the time series training and validation splits have adequate class representation.

Module Contents

Classes Summary

TimeSeriesSplittingDataCheck	Checks whether the time series target data is compatible with splitting.

Contents

class evalml.data_checks.ts_splitting_data_check.**TimeSeriesSplittingDataCheck**(*problem_type*, *n_splits*)

Checks whether the time series target data is compatible with splitting.

If the target data in the training and validation of every split doesn't have representation from all classes (for time series classification problems) this will prevent the estimators from training on all potential outcomes which will cause errors during prediction.

Parameters

- **problem_type** (*str or ProblemTypes*) – Problem type.
- **n_splits** (*int*) – Number of time series splits.

Methods

name	Return a name describing the data check.
validate	Check if the training and validation targets are compatible with time series data splitting.

name(*cls*)

Return a name describing the data check.

validate(*self*, *X*, *y*)

Check if the training and validation targets are compatible with time series data splitting.

Parameters

- **X** (*pd.DataFrame, np.ndarray*) – Ignored. Features.
- **y** (*pd.Series, np.ndarray*) – Target data.

Returns dict with a DataCheckError if splitting would result in inadequate class representation.

Return type dict

Example

```
>>> import pandas as pd
```

Passing n_splits as 3 means that the data will be segmented into 4 parts to be iterated over for training and validation splits. The first split results in training indices of [0:25] and validation indices of [25:50]. The training indices of the first split result in only one unique value (0). The third split results in training indices of [0:75] and validation indices of [75:100]. The validation indices of the third split result in only one unique value (1).

```
>>> X = None
>>> y = pd.Series([0 if i < 45 else i % 2 if i < 55 else 1 for i in␣
↪range(100)])
>>> ts_splitting_check = TimeSeriesSplittingDataCheck("time series binary", 3)
>>> assert ts_splitting_check.validate(X, y) == [
...     {
...         "message": "Time Series Binary and Time Series Multiclass problem
↪"
...                    "types require every training and validation split to "
...                    "have at least one instance of all the target classes.
↪"
...                    "The following splits are invalid: [1, 3]",
...         "data_check_name": "TimeSeriesSplittingDataCheck",
...         "level": "error",
...         "details": {
...             "columns": None, "rows": None,
...             "invalid_splits": {
...                 1: {"Training": [0, 25]},
...                 3: {"Validation": [75, 100]}
...             }
...         },
...         "code": "TIMESERIES_TARGET_NOT_COMPATIBLE_WITH_SPLIT",
...         "action_options": []
...     }
... ]
```

uniqueness_data_check

Data check that checks if there are any columns in the input that are either too unique for classification problems or not unique enough for regression problems.

Module Contents

Classes Summary

UniquenessDataCheck	Check if there are any columns in the input that are either too unique for classification problems or not unique enough for regression problems.

Attributes Summary

warning_not_unique_enough
warning_too_unique

Contents

class evalml.data_checks.uniqueness_data_check.**UniquenessDataCheck**(*problem_type*, *threshold=0.5*)

Check if there are any columns in the input that are either too unique for classification problems or not unique enough for regression problems.

Parameters

- **problem_type** (*str or ProblemTypes*) – The specific problem type to data check for. e.g. 'binary', 'multiclass', 'regression, 'time series regression'
- **threshold** (*float*) – The threshold to set as an upper bound on uniqueness for classification type problems or lower bound on for regression type problems. Defaults to 0.50.

Methods

name	Return a name describing the data check.
uniqueness_score	Calculate a uniqueness score for the provided field. NaN values are not considered as unique values in the calculation.
validate	Check if there are any columns in the input that are too unique in the case of classification problems or not unique enough in the case of regression problems.

name(*cls*)

Return a name describing the data check.

static uniqueness_score(*col*, *drop_na=True*)

Calculate a uniqueness score for the provided field. NaN values are not considered as unique values in the calculation.

Based on the Herfindahl-Hirschman Index.

Parameters

- **col** (*pd.Series*) – Feature values.
- **drop_na** (*bool*) – Whether to drop null values when computing the uniqueness score. Defaults to True.

Returns Uniqueness score.

Return type (float)

validate(*self, X, y=None*)

Check if there are any columns in the input that are too unique in the case of classification problems or not unique enough in the case of regression problems.

Parameters

- **X** (*pd.DataFrame, np.ndarray*) – Features.
- **y** (*pd.Series, np.ndarray*) – Ignored. Defaults to None.

Returns

dict with a DataCheckWarning if there are any too unique or not unique enough columns.

Return type dict

Examples

```
>>> import pandas as pd
```

Because the problem type is regression, the column "regression_not_unique_enough" raises a warning for having just one value.

```
>>> df = pd.DataFrame({
...     "regression_unique_enough": [float(x) for x in range(100)],
...     "regression_not_unique_enough": [float(1) for x in range(100)]
... })
...
>>> uniqueness_check = UniquenessDataCheck(problem_type="regression",␣
↪threshold=0.8)
>>> assert uniqueness_check.validate(df) == [
...     {
...         "message": "Input columns 'regression_not_unique_enough' for␣
↪regression problem type are not unique enough.",
...         "data_check_name": "UniquenessDataCheck",
...         "level": "warning",
...         "code": "NOT_UNIQUE_ENOUGH",
...         "details": {"columns": ["regression_not_unique_enough"],
↪"uniqueness_score": {"regression_not_unique_enough": 0.0}, "rows": None},
...         "action_options": [
...             {
...                 "code": "DROP_COL",
...                 "parameters": {},
...                 "data_check_name": "UniquenessDataCheck",
...                 "metadata": {"columns": ["regression_not_unique_enough"],
↪"rows": None}
...             }
...         ]
...     }
... ]
```

For multiclass, the column "regression_unique_enough" has too many unique values and will raise an appropriate warning. >>> y = pd.Series([1, 1, 1, 2, 2, 3, 3, 3]) >>> uniqueness_check = UniquenessDataCheck(problem_type="multiclass", threshold=0.8) >>> assert uniqueness_check.validate(df) == [... { ... "message": "Input columns 'regression_unique_enough' for multiclass problem type are too unique.", ... "data_check_name": "UniquenessDataCheck", ... "level": "warning", ... "details": { ... "columns": ["regression_unique_enough"], ... "rows": None, ... "uniqueness_score": {"regression_unique_enough": 0.99} ... }, ... "code": "TOO_UNIQUE", ... "action_options": [... { ... "code": "DROP_COL", ... "data_check_name": "UniquenessDataCheck", ... "parameters": {}, ... "metadata": {"columns": ["regression_unique_enough"], "rows": None} ... } ...] ... } ...] ... >>> assert UniquenessDataCheck.uniqueness_score(y) == 0.65625

`evalml.data_checks.uniqueness_data_check.`**`warning_not_unique_enough = Input columns {} for`**

`evalml.data_checks.uniqueness_data_check.`**`warning_too_unique = Input columns {} for {} probl`**

utils

Utility methods for the data checks in EvalML.

Module Contents

Functions

handle_data_check_action_code	Handles data check action codes by either returning the DataCheckActionCode or converting from a str.

Contents

`evalml.data_checks.utils.`**`handle_data_check_action_code`**(*action_code*)

Handles data check action codes by either returning the DataCheckActionCode or converting from a str.

Parameters **action_code** (*str or DataCheckActionCode*) – Data check action code that needs to be handled.

Returns DataCheckActionCode enum

Raises

- **KeyError** – If input is not a valid DataCheckActionCode enum value.
- **ValueError** – If input is not a string or DatCheckActionCode object.

Examples

```
>>> assert handle_data_check_action_code("drop_col") == DataCheckActionCode.DROP_
↪COL
>>> assert handle_data_check_action_code("DROP_ROWS") == DataCheckActionCode.DROP_
↪ROWS
>>> assert handle_data_check_action_code("Impute_col") == DataCheckActionCode.
↪IMPUTE_COL
```

Package Contents

Classes Summary

ClassImbalanceDataCheck	Check if any of the target labels are imbalanced, or if the number of values for each target are below 2 times the number of CV folds. Use for classification problems.
DataCheck	Base class for all data checks.
DataCheckAction	A recommended action returned by a DataCheck.
DataCheckActionCode	Enum for data check action code.
DataCheckActionOption	A recommended action option returned by a DataCheck.
DataCheckError	DataCheckMessage subclass for errors returned by data checks.
DataCheckMessage	Base class for a message returned by a DataCheck, tagged by name.
DataCheckMessageCode	Enum for data check message code.
DataCheckMessageType	Enum for type of data check message: WARNING or ERROR.
DataChecks	A collection of data checks.
DataCheckWarning	DataCheckMessage subclass for warnings returned by data checks.
DateTimeFormatDataCheck	Check if the datetime column has equally spaced intervals and is monotonically increasing or decreasing in order to be supported by time series estimators.
DateTimeNaNDataCheck	Check each column in the input for datetime features and will issue an error if NaN values are present.
DCAOParameterAllowedValuesType	Enum for data check action option parameter allowed values type.
DCAOParameterType	Enum for data check action option parameter type.
DefaultDataChecks	A collection of basic data checks that is used by AutoML by default.
IDColumnsDataCheck	Check if any of the features are likely to be ID columns.
InvalidTargetDataCheck	Check if the target data is considered invalid.
MulticollinearityDataCheck	Check if any set features are likely to be multicollinear.
NaturalLanguageNaNDataCheck	Checks each column in the input for natural language features and will issue an error if NaN values are present.
NoVarianceDataCheck	Check if the target or any of the features have no variance.
NullDataCheck	Check if there are any highly-null numerical, boolean, categorical, natural language, and unknown columns and rows in the input.
OutliersDataCheck	Checks if there are any outliers in input data by using IQR to determine score anomalies.
SparsityDataCheck	Check if there are any columns with sparsely populated values in the input.
TargetDistributionDataCheck	Check if the target data contains certain distributions that may need to be transformed prior training to improve model performance. Uses the Shapiro-Wilks test when the dataset is <=5000 samples, otherwise uses Jarque-Bera.

continues on next page

Table 142 – continued from previous page

TargetLeakageDataCheck	Check if any of the features are highly correlated with the target by using mutual information or Pearson correlation.
TimeSeriesParametersDataCheck	Checks whether the time series parameters are compatible with data splitting.
TimeSeriesSplittingDataCheck	Checks whether the time series target data is compatible with splitting.
UniquenessDataCheck	Check if there are any columns in the input that are either too unique for classification problems or not unique enough for regression problems.

Contents

class evalml.data_checks.**ClassImbalanceDataCheck**(*threshold=0.1*, *min_samples=100*, *num_cv_folds=3*)

Check if any of the target labels are imbalanced, or if the number of values for each target are below 2 times the number of CV folds. Use for classification problems.

Parameters

- **threshold** (*float*) – The minimum threshold allowed for class imbalance before a warning is raised. This threshold is calculated by comparing the number of samples in each class to the sum of samples in that class and the majority class. For example, a multiclass case with [900, 900, 100] samples per classes 0, 1, and 2, respectively, would have a 0.10 threshold for class 2 (100 / (900 + 100)). Defaults to 0.10.
- **min_samples** (*int*) – The minimum number of samples per accepted class. If the minority class is both below the threshold and min_samples, then we consider this severely imbalanced. Must be greater than 0. Defaults to 100.
- **num_cv_folds** (*int*) – The number of cross-validation folds. Must be positive. Choose 0 to ignore this warning. Defaults to 3.

Methods

name	Return a name describing the data check.
validate	Check if any target labels are imbalanced beyond a threshold for binary and multiclass problems.

name(*cls*)

Return a name describing the data check.

validate(*self*, *X*, *y*)

Check if any target labels are imbalanced beyond a threshold for binary and multiclass problems.

Ignores NaN values in target labels if they appear.

Parameters

- **X** (*pd.DataFrame, np.ndarray*) – Features. Ignored.
- **y** (*pd.Series, np.ndarray*) – Target labels to check for imbalanced data.

Returns

Dictionary with DataCheckWarnings if imbalance in classes is less than the threshold, and DataCheckErrors if the number of values for each target is below 2 * num_cv_folds.

Return type dict

Examples

```
>>> import pandas as pd
...
>>> X = pd.DataFrame()
>>> y = pd.Series([0, 1, 1, 1, 1, 1, 1, 1, 1, 1, 1])
```

In this binary example, the target class 0 is present in fewer than 10% (threshold=0.10) of instances, and fewer than 2 * the number of cross folds (2 * 3 = 6). Therefore, both a warning and an error are returned as part of the Class Imbalance Data Check. In addition, if a target is present with fewer than *min_samples* occurrences (default is 100) and is under the threshold, a severe class imbalance warning will be raised.

```
>>> class_imb_dc = ClassImbalanceDataCheck(threshold=0.10)
>>> assert class_imb_dc.validate(X, y) == [
...     {
...         "message": "The number of instances of these targets is less than␣
↪2 * the number of cross folds = 6 instances: [0]",
...         "data_check_name": "ClassImbalanceDataCheck",
...         "level": "error",
...         "code": "CLASS_IMBALANCE_BELOW_FOLDS",
...         "details": {"target_values": [0], "rows": None, "columns": None},
...         "action_options": []
...     },
...     {
...         "message": "The following labels fall below 10% of the target: [0]
↪",
...         "data_check_name": "ClassImbalanceDataCheck",
...         "level": "warning",
...         "code": "CLASS_IMBALANCE_BELOW_THRESHOLD",
...         "details": {"target_values": [0], "rows": None, "columns": None},
...         "action_options": []
...     },
...     {
...         "message": "The following labels in the target have severe class␣
↪imbalance because they fall under 10% of the target and have less than 100␣
↪samples: [0]",
...         "data_check_name": "ClassImbalanceDataCheck",
...         "level": "warning",
...         "code": "CLASS_IMBALANCE_SEVERE",
...         "details": {"target_values": [0], "rows": None, "columns": None},
...         "action_options": []
...     }
... ]
```

In this multiclass example, the target class 0 is present in fewer than 30% of observations, however with 1 cv fold, the minimum number of instances required is 2 * 1 = 2. Therefore a warning, but not an error, is raised.

```
>>> y = pd.Series([0, 0, 1, 1, 1, 1, 2, 2, 2, 2, 2])
>>> class_imb_dc = ClassImbalanceDataCheck(threshold=0.30, min_samples=5, num_
↪cv_folds=1)
>>> assert class_imb_dc.validate(X, y) == [
...     {
...         "message": "The following labels fall below 30% of the target: [0]
↪",
```

(continues on next page)

(continued from previous page)

```
...         "data_check_name": "ClassImbalanceDataCheck",
...         "level": "warning",
...         "code": "CLASS_IMBALANCE_BELOW_THRESHOLD",
...         "details": {"target_values": [0], "rows": None, "columns": None},
...         "action_options": []
...     },
...     {
...         "message": "The following labels in the target have severe class␣
↪imbalance because they fall under 30% of the target and have less than 5␣
↪samples: [0]",
...         "data_check_name": "ClassImbalanceDataCheck",
...         "level": "warning",
...         "code": "CLASS_IMBALANCE_SEVERE",
...         "details": {"target_values": [0], "rows": None, "columns": None},
...         "action_options": []
...     }
... ]
...
>>> y = pd.Series([0, 0, 1, 1, 1, 1, 2, 2, 2, 2])
>>> class_imb_dc = ClassImbalanceDataCheck(threshold=0.30, num_cv_folds=1)
>>> assert class_imb_dc.validate(X, y) == []
```

class evalml.data_checks.**DataCheck**

Base class for all data checks.

Data checks are a set of heuristics used to determine if there are problems with input data.

Methods

name	Return a name describing the data check.
validate	Inspect and validate the input data, runs any necessary calculations or algorithms, and returns a list of warnings and errors if applicable.

name(*cls*)

Return a name describing the data check.

abstract validate(*self*, *X*, *y=None*)

Inspect and validate the input data, runs any necessary calculations or algorithms, and returns a list of warnings and errors if applicable.

Parameters

- **X** (*pd.DataFrame*) – The input data of shape [n_samples, n_features]
- **y** (*pd.Series, optional*) – The target data of length [n_samples]

Returns Dictionary of DataCheckError and DataCheckWarning messages

Return type dict (*DataCheckMessage*)

class evalml.data_checks.**DataCheckAction**(*action_code*, *data_check_name*, *metadata=None*)

A recommended action returned by a DataCheck.

Parameters

- **action_code** (*str, DataCheckActionCode*) – Action code associated with the action.

- **data_check_name** (*str*) – Name of data check.
- **metadata** (*dict, optional*) – Additional useful information associated with the action. Defaults to None.

Methods

convert_dict_to_action	Convert a dictionary into a DataCheckAction.
to_dict	Return a dictionary form of the data check action.

static convert_dict_to_action(*action_dict*)

Convert a dictionary into a DataCheckAction.

Parameters **action_dict** – Dictionary to convert into action. Should have keys "code", "data_check_name", and "metadata".

Raises **ValueError** – If input dictionary does not have keys *code* and *metadata* and if the *metadata* dictionary does not have keys *columns* and *rows*.

Returns DataCheckAction object from the input dictionary.

to_dict(*self*)

Return a dictionary form of the data check action.

class evalml.data_checks.**DataCheckActionCode**

Enum for data check action code.

Attributes

DROP_COL	Action code for dropping a column.
DROP_ROWS	Action code for dropping rows.
IMPUTE_COL	Action code for imputing a column.
TRANSFORM_TARGET	Action code for transforming the target data.

Methods

name	The name of the Enum member.
value	The value of the Enum member.

name(*self*)

The name of the Enum member.

value(*self*)

The value of the Enum member.

class evalml.data_checks.**DataCheckActionOption**(*action_code*, *data_check_name*, *parameters=None*, *metadata=None*)

A recommended action option returned by a DataCheck.

It contains an action code that indicates what the action should be, a data check name that indicates what data check was used to generate the action, and parameters and metadata which can be used to further refine the action.

Parameters

- **action_code** (DataCheckActionCode) – Action code associated with the action

option.

- **data_check_name** (*str*) – Name of the data check that produced this option.
- **parameters** (*dict*) – Parameters associated with the action option. Defaults to None.
- **metadata** (*dict, optional*) – Additional useful information associated with the action option. Defaults to None.

Examples

```
>>> parameters = {
...     "global_parameter_name": {
...         "parameter_type": "global",
...         "type": "float",
...         "default_value": 0.0,
...     },
...     "column_parameter_name": {
...         "parameter_type": "column",
...         "columns": {
...             "a": {
...                 "impute_strategy": {
...                     "categories": ["mean", "most_frequent"],
...                     "type": "category",
...                     "default_value": "mean",
...                 },
...             "constant_fill_value": {"type": "float", "default_value": 0},
...             },
...         },
...     },
... }
>>> data_check_action = DataCheckActionOption(DataCheckActionCode.DROP_COL, None,␣
↪metadata={}, parameters=parameters)
```

Methods

convert_dict_to_option	Convert a dictionary into a DataCheckActionOption.
get_action_from_defaults	Returns an action based on the defaults parameters.
to_dict	Return a dictionary form of the data check action option.

static convert_dict_to_option(*action_dict*)

Convert a dictionary into a DataCheckActionOption.

Parameters **action_dict** – Dictionary to convert into an action option. Should have keys "code", "data_check_name", and "metadata".

Raises **ValueError** – If input dictionary does not have keys *code* and *metadata* and if the *metadata* dictionary does not have keys *columns* and *rows*.

Returns DataCheckActionOption object from the input dictionary.

get_action_from_defaults(*self*)

Returns an action based on the defaults parameters.

Returns An based on the defaults parameters the option.

Return type *DataCheckAction*

to_dict(*self*)
Return a dictionary form of the data check action option.

class evalml.data_checks.**DataCheckError**(*message*, *data_check_name*, *message_code=None*, *details=None*, *action_options=None*)
DataCheckMessage subclass for errors returned by data checks.

Attributes

message_type	DataCheckMessageType.ERROR

Methods

to_dict	Return a dictionary form of the data check message.

to_dict(*self*)
Return a dictionary form of the data check message.

class evalml.data_checks.**DataCheckMessage**(*message*, *data_check_name*, *message_code=None*, *details=None*, *action_options=None*)
Base class for a message returned by a DataCheck, tagged by name.

Parameters

- **message** (*str*) – Message string.
- **data_check_name** (*str*) – Name of data check.
- **message_code** (DataCheckMessageCode) – Message code associated with message. Defaults to None.
- **details** (*dict*) – Additional useful information associated with the message. Defaults to None.

Attributes

message_type	None

Methods

to_dict	Return a dictionary form of the data check message.

to_dict(*self*)
Return a dictionary form of the data check message.

class evalml.data_checks.**DataCheckMessageCode**
Enum for data check message code.

Attributes

CLASS_IMBALANCE_BELOW_FOLDS	Message code for when the number of values for each target is below 2 * number of CV folds.
CLASS_IMBALANCE_BELOW_THRESHOLD	Message code for when the minority classes is less than the threshold.

continues on next page

Table 150 – continued from previous page

CLASS_IMBALANCE_SEVERE	Message code for when balance in classes is less than the threshold and minimum class is less than minimum number of accepted samples.
COLS_WITH_NULL	Message code for columns with null values.
DATETIME_HAS_NAN	Message code for when input datetime columns contain NaN values.
DATETIME_HAS_UNEVEN_INTERVALS	Message code for when the datetime values have uneven intervals.
DATETIME_INFORMATION_NOT_FOUND	Message code for when datetime information can not be found or is in an unaccepted format.
DATETIME_IS_NOT_MONOTONIC	Message code for when the datetime values are not monotonically increasing.
HAS_ID_COLUMN	Message code for data that has ID columns.
HAS_OUTLIERS	Message code for when outliers are detected.
HIGH_VARIANCE	Message code for when high variance is detected for cross-validation.
HIGHLY_NULL_COLS	Message code for highly null columns.
HIGHLY_NULL_ROWS	Message code for highly null rows.
IS_MULTICOLLINEAR	Message code for when data is potentially multicollinear.
MISMATCHED_INDICES	Message code for when input target and features have mismatched indices.
MISMATCHED_INDICES_ORDER	Message code for when input target and features have mismatched indices order. The two inputs have the same index values, but shuffled.
MISMATCHED_LENGTHS	Message code for when input target and features have different lengths.
NATURAL_LANGUAGE_HAS_NAN	Message code for when input natural language columns contain NaN values.
NO_VARIANCE	Message code for when data has no variance (1 unique value).
NO_VARIANCE_WITH_NULL	Message code for when data has one unique value and NaN values.
NOT_UNIQUE_ENOUGH	Message code for when data does not possess enough unique values.
TARGET_BINARY_NOT_TWO_UNIQUE_VALUES	Message code for target data for a binary classification problem that does not have two unique values.
TARGET_HAS_NULL	Message code for target data that has null values.
TARGET_INCOMPATIBLE_OBJECTIVE	Message code for target data that has incompatible values for the specified objective
TARGET_IS_EMPTY_OR_FULLY_NULL	Message code for target data that is empty or has all null values.
TARGET_IS_NONE	Message code for when target is None.
TARGET_LEAKAGE	Message code for when target leakage is detected.
TARGET_LOGNORMAL_DISTRIBUTION	Message code for target data with a lognormal distribution.
TARGET_MULTICLASS_HIGH_UNIQUE_CLASS	Message code for target data for a multi classification problem that has an abnormally large number of unique classes relative to the number of target values.
TARGET_MULTICLASS_NOT_ENOUGH_CLASSES	Message code for target data for a multi classification problem that does not have more than two unique classes.
TARGET_MULTICLASS_NOT_TWO_EXAMPLES_PER_CLASS	Message code for target data for a multi classification problem that does not have two examples per class.
TARGET_UNSUPPORTED_PROBLEM_TYPE	Message code for target data that is being checked against an unsupported problem type.

continues on next page

Table 150 – continued from previous page

TARGET_UNSUPPORTED_TYPE	Message code for target data that is of an unsupported type.
TIME-SERIES_PARAMETERS_NOT_COMPATIBLE_WITH_SPLIT	Message code when the time series parameters are too large for the smallest data split.
TIME-SERIES_TARGET_NOT_COMPATIBLE_WITH_SPLIT	Message code when any training and validation split of the time series target doesn't contain all classes.
TOO_SPARSE	Message code for when multiclass data has values that are too sparsely populated.
TOO_UNIQUE	Message code for when data possesses too many unique values.

Methods

name	The name of the Enum member.
value	The value of the Enum member.

name (*self*)
The name of the Enum member.

value (*self*)
The value of the Enum member.

class evalml.data_checks.**DataCheckMessageType**
Enum for type of data check message: WARNING or ERROR.

Attributes

ERROR	Error message returned by a data check.
WARNING	Warning message returned by a data check.

Methods

name	The name of the Enum member.
value	The value of the Enum member.

name (*self*)
The name of the Enum member.

value (*self*)
The value of the Enum member.

class evalml.data_checks.**DataChecks** (*data_checks=None*, *data_check_params=None*)
A collection of data checks.

Parameters

- **data_checks** (*list (DataCheck)*) – List of DataCheck objects.
- **data_check_params** (*dict*) – Parameters for passed DataCheck objects.

Methods

validate	Inspect and validate the input data against data checks and returns a list of warnings and errors if applicable.

validate (*self*, *X*, *y=None*)

Inspect and validate the input data against data checks and returns a list of warnings and errors if applicable.

Parameters

- **X** (*pd.DataFrame, np.ndarray*) – The input data of shape [n_samples, n_features]
- **y** (*pd.Series, np.ndarray*) – The target data of length [n_samples]

Returns Dictionary containing DataCheckMessage objects

Return type dict

class evalml.data_checks.**DataCheckWarning**(*message, data_check_name, message_code=None, details=None, action_options=None*)

DataCheckMessage subclass for warnings returned by data checks.

Attributes

message_type	DataCheckMessageType.WARNING

Methods

to_dict	Return a dictionary form of the data check message.

to_dict(*self*)

Return a dictionary form of the data check message.

class evalml.data_checks.**DateTimeFormatDataCheck**(*datetime_column='index'*)

Check if the datetime column has equally spaced intervals and is monotonically increasing or decreasing in order to be supported by time series estimators.

Parameters **datetime_column** (*str, int*) – The name of the datetime column. If the datetime values are in the index, then pass "index".

Methods

name	Return a name describing the data check.
validate	Checks if the target data has equal intervals and is sorted.

name(*cls*)

Return a name describing the data check.

validate(*self, X, y*)

Checks if the target data has equal intervals and is sorted.

Parameters

- **X** (*pd.DataFrame, np.ndarray*) – Features.
- **y** (*pd.Series, np.ndarray*) – Target data.

Returns List with DataCheckErrors if unequal intervals are found in the datetime column.

Return type dict (*DataCheckError*)

Examples

```
>>> import pandas as pd
```

The column "dates" has the date 2021-01-31 appended to the end, which is inconsistent with the frequency of the previous 9 dates (1 day).

```
>>> X = pd.DataFrame(pd.date_range("2021-01-01", periods=9).append(pd.date_
↪range("2021-01-31", periods=1)), columns=["dates"])
>>> y = pd.Series([0, 1, 0, 1, 1, 0, 0, 0, 1, 0])
>>> datetime_format_dc = DateTimeFormatDataCheck(datetime_column="dates")
>>> assert datetime_format_dc.validate(X, y) == [
...     {
...         "message": "No frequency could be detected in dates, possibly due␣
↪to uneven intervals.",
...         "data_check_name": "DateTimeFormatDataCheck",
...         "level": "error",
...         "code": "DATETIME_HAS_UNEVEN_INTERVALS",
...         "details": {"columns": None, "rows": None},
...         "action_options": []
...      }
... ]
```

The column "Weeks" passed integers instead of datetime data, which will raise an error.

```
>>> X = pd.DataFrame([1, 2, 3, 4], columns=["Weeks"])
>>> y = pd.Series([0] * 4)
>>> datetime_format_dc = DateTimeFormatDataCheck(datetime_column="Weeks")
>>> assert datetime_format_dc.validate(X, y) == [
...     {
...         "message": "Datetime information could not be found in the data,␣
↪or was not in a supported datetime format.",
...         "data_check_name": "DateTimeFormatDataCheck",
...         "level": "error",
...         "details": {"columns": None, "rows": None},
...         "code": "DATETIME_INFORMATION_NOT_FOUND",
...         "action_options": []
...      }
... ]
```

Converting that same integer data to datetime, however, is valid.

```
>>> X = pd.DataFrame(pd.to_datetime([1, 2, 3, 4]), columns=["Weeks"])
>>> datetime_format_dc = DateTimeFormatDataCheck(datetime_column="Weeks")
>>> assert datetime_format_dc.validate(X, y) == []
```

```
>>> X = pd.DataFrame(pd.date_range("2021-01-01", freq="W", periods=10),␣
↪columns=["Weeks"])
>>> datetime_format_dc = DateTimeFormatDataCheck(datetime_column="Weeks")
>>> assert datetime_format_dc.validate(X, y) == []
```

While the data passed in is of datetime type, time series requires the datetime information in datetime_column to be monotonically increasing (ascending).

```
>>> X = X.iloc[::-1]
>>> datetime_format_dc = DateTimeFormatDataCheck(datetime_column="Weeks")
>>> assert datetime_format_dc.validate(X, y) == [
```

(continues on next page)

(continued from previous page)

```
...     {
...         "message": "Datetime values must be sorted in ascending order.",
...         "data_check_name": "DateTimeFormatDataCheck",
...         "level": "error",
...         "details": {"columns": None, "rows": None},
...         "code": "DATETIME_IS_NOT_MONOTONIC",
...         "action_options": []
...      }
... ]
```

class evalml.data_checks.**DateTimeNaNDataCheck**

Check each column in the input for datetime features and will issue an error if NaN values are present.

Methods

name	Return a name describing the data check.
validate	Check if any datetime columns contain NaN values.

name(*cls*)

Return a name describing the data check.

validate(*self*, *X*, *y=None*)

Check if any datetime columns contain NaN values.

Parameters

- **X** (*pd.DataFrame, np.ndarray*) – Features.
- **y** (*pd.Series, np.ndarray*) – Ignored. Defaults to None.

Returns dict with a DataCheckError if NaN values are present in datetime columns.

Return type dict

Examples

```
>>> import pandas as pd
>>> import numpy as np
...
>>> dates = [["2-1-21", "3-1-21"],
...          ["2-2-21", "3-2-21"],
...          ["2-3-21", "3-3-21"],
...          ["2-4-21", "3-4-21"]]
>>> df = pd.DataFrame(dates, columns=["index", "days"])
>>> dt_nan_dc = DateTimeNaNDataCheck()
>>> assert dt_nan_dc.validate(df) == []
```

The first value in the column "index" is replaced with NaT, which will raise an error in this data check.

```
>>> dates[0][0] = np.datetime64("NaT")
>>> df = pd.DataFrame(dates, columns=["index", "days"])
>>> assert dt_nan_dc.validate(df) == [
...     {
...         "message": "Input datetime column(s) (index) contains NaN values.␣
↪Please impute NaN values or drop these rows or columns.",
...         "data_check_name": "DateTimeNaNDataCheck",
```

(continues on next page)

(continued from previous page)

```
...         "level": "error",
...         "details": {"columns": ["index"], "rows": None},
...         "code": "DATETIME_HAS_NAN",
...         "action_options": []
...     }
... ]
...
```

The value None will be treated the same way.

```
>>> dates[0][1] = None
>>> df = pd.DataFrame(dates, columns=["index", "days"])
>>> assert dt_nan_dc.validate(df) == [
...     {
...         "message": "Input datetime column(s) (index, days) contains NaN␣
↪values. Please impute NaN values or drop these rows or columns.",
...         "data_check_name": "DateTimeNaNDataCheck",
...         "level": "error",
...         "details": {"columns": ["index", "days"], "rows": None},
...         "code": "DATETIME_HAS_NAN",
...         "action_options": []
...     }
... ]
...
```

As will pd.NA.

```
>>> dates[0][1] = pd.NA
>>> df = pd.DataFrame(dates, columns=["index", "days"])
>>> assert dt_nan_dc.validate(df) == [
...     {
...         "message": "Input datetime column(s) (index, days) contains NaN␣
↪values. Please impute NaN values or drop these rows or columns.",
...         "data_check_name": "DateTimeNaNDataCheck",
...         "level": "error",
...         "details": {"columns": ["index", "days"], "rows": None},
...         "code": "DATETIME_HAS_NAN",
...         "action_options": []
...     }
... ]
```

class evalml.data_checks.**DCAOParameterAllowedValuesType**

Enum for data check action option parameter allowed values type.

Attributes

CATEGORICAL	Categorical allowed values type. Parameters that have a set of allowed values.
NUMERICAL	Numerical allowed values type. Parameters that have a range of allowed values.

Methods

name	The name of the Enum member.
value	The value of the Enum member.

name (*self*)
The name of the Enum member.

value (*self*)
The value of the Enum member.

class evalml.data_checks.**DCAOParameterType**
Enum for data check action option parameter type.

Attributes

COLUMN	Column parameter type. Parameters that apply to a specific column in the data set.
GLOBAL	Global parameter type. Parameters that apply to the entire data set.

Methods

all_parameter_types	Get a list of all defined parameter types.
handle_dcao_parameter_type	Handles the data check action option parameter type by either returning the DCAOParameterType enum or converting from a str.
name	The name of the Enum member.
value	The value of the Enum member.

all_parameter_types (*cls*)
Get a list of all defined parameter types.

Returns List of all defined parameter types.

Return type list(*DCAOParameterType*)

static handle_dcao_parameter_type (*dcao_parameter_type*)
Handles the data check action option parameter type by either returning the DCAOParameterType enum or converting from a str.

Parameters **dcao_parameter_type** (*str or DCAOParameterType*) – Data check action option parameter type that needs to be handled.

Returns DCAOParameterType enum

Raises

- **KeyError** – If input is not a valid DCAOParameterType enum value.
- **ValueError** – If input is not a string or DCAOParameterType object.

name (*self*)
The name of the Enum member.

value (*self*)
The value of the Enum member.

class evalml.data_checks.**DefaultDataChecks** (*problem_type*, *objective*, *n_splits=3*, *problem_configuration=None*)
A collection of basic data checks that is used by AutoML by default.

Includes:

- *NullDataCheck*
- *HighlyNullRowsDataCheck*
- *IDColumnsDataCheck*

- *TargetLeakageDataCheck*
- *InvalidTargetDataCheck*
- *NoVarianceDataCheck*
- *ClassImbalanceDataCheck* (for classification problem types)
- *DateTimeNaNDataCheck*
- *NaturalLanguageNaNDataCheck*
- *TargetDistributionDataCheck* (for regression problem types)
- *DateTimeFormatDataCheck* (for time series problem types)
- 'TimeSeriesParametersDataCheck' (for time series problem types)
- *TimeSeriesSplittingDataCheck* (for time series classification problem types)

Parameters

- **problem_type** (*str*) – The problem type that is being validated. Can be regression, binary, or multiclass.
- **objective** (*str or ObjectiveBase*) – Name or instance of the objective class.
- **n_splits** (*int*) – The number of splits as determined by the data splitter being used. Defaults to 3.
- **datetime_column** (*str*) – The name of the column containing datetime information to be used for time series problems.
- **to "index" indicating that the datetime information is in the index of X or y.** (*Default*) –

Methods

validate	Inspect and validate the input data against data checks and returns a list of warnings and errors if applicable.

validate(*self*, *X*, *y=None*)

Inspect and validate the input data against data checks and returns a list of warnings and errors if applicable.

Parameters

- **X** (*pd.DataFrame, np.ndarray*) – The input data of shape [n_samples, n_features]
- **y** (*pd.Series, np.ndarray*) – The target data of length [n_samples]

Returns Dictionary containing DataCheckMessage objects

Return type dict

class evalml.data_checks.**IDColumnsDataCheck**(*id_threshold=1.0*)

Check if any of the features are likely to be ID columns.

Parameters **id_threshold** (*float*) – The probability threshold to be considered an ID column. Defaults to 1.0.

Methods

name	Return a name describing the data check.
validate	Check if any of the features are likely to be ID columns. Currently performs a number of simple checks.

name (*cls*)

Return a name describing the data check.

validate (*self*, *X*, *y=None*)

Check if any of the features are likely to be ID columns. Currently performs a number of simple checks.

Checks performed are:

- column name is "id"
- column name ends in "_id"
- column contains all unique values (and is categorical / integer type)

Parameters

- **X** (*pd.DataFrame, np.ndarray*) – The input features to check.
- **y** (*pd.Series*) – The target. Defaults to None. Ignored.

Returns A dictionary of features with column name or index and their probability of being ID columns

Return type dict

Examples

```
>>> import pandas as pd
```

Columns that end in "_id" and are completely unique are likely to be ID columns.

```
>>> df = pd.DataFrame({
...     "customer_id": [123, 124, 125, 126, 127],
...     "Sales": [10, 42, 31, 51, 61]
... })
...
>>> id_col_check = IDColumnsDataCheck()
>>> assert id_col_check.validate(df) == [
...     {
...         "message": "Columns 'customer_id' are 100.0% or more likely to be␣
↪an ID column",
...         "data_check_name": "IDColumnsDataCheck",
...         "level": "warning",
...         "code": "HAS_ID_COLUMN",
...         "details": {"columns": ["customer_id"], "rows": None},
...         "action_options": [
...             {
...                 "code": "DROP_COL",
...                 "data_check_name": "IDColumnsDataCheck",
...                 "parameters": {},
...                 "metadata": {"columns": ["customer_id"], "rows": None}
...             }
...         ]
```

(continues on next page)

(continued from previous page)

```
...     }
... ]
```

Columns named "ID" with all unique values will also be identified as ID columns.

```
>>> df = df.rename(columns={"customer_id": "ID"})
>>> id_col_check = IDColumnsDataCheck()
>>> assert id_col_check.validate(df) == [
...     {
...         "message": "Columns 'ID' are 100.0% or more likely to be an ID␣
↪column",
...         "data_check_name": "IDColumnsDataCheck",
...         "level": "warning",
...         "code": "HAS_ID_COLUMN",
...         "details": {"columns": ["ID"], "rows": None},
...         "action_options": [
...            {
...                 "code": "DROP_COL",
...                 "data_check_name": "IDColumnsDataCheck",
...                 "parameters": {},
...                 "metadata": {"columns": ["ID"], "rows": None}
...             }
...         ]
...     }
... ]
```

Despite being all unique, "Country_Rank" will not be identified as an ID column as id_threshold is set to 1.0 by default and its name doesn't indicate that it's an ID.

```
>>> df = pd.DataFrame({
...     "Country_Rank": [1, 2, 3, 4, 5],
...     "Sales": ["very high", "high", "high", "medium", "very low"]
... })
...
>>> id_col_check = IDColumnsDataCheck()
>>> assert id_col_check.validate(df) == []
```

However lowering the threshold will cause this column to be identified as an ID.

```
>>> id_col_check = IDColumnsDataCheck()
>>> id_col_check = IDColumnsDataCheck(id_threshold=0.95)
>>> assert id_col_check.validate(df) == [
...     {
...         "message": "Columns 'Country_Rank' are 95.0% or more likely to be␣
↪an ID column",
...         "data_check_name": "IDColumnsDataCheck",
...         "level": "warning",
...         "details": {"columns": ["Country_Rank"], "rows": None},
...         "code": "HAS_ID_COLUMN",
...         "action_options": [
...             {
...                 "code": "DROP_COL",
...                 "data_check_name": "IDColumnsDataCheck",
...                 "parameters": {},
...                 "metadata": {"columns": ["Country_Rank"], "rows": None}
...             }
```

(continues on next page)

(continued from previous page)

```
...          ]
...      }
... ]
```

class evalml.data_checks.**InvalidTargetDataCheck**(*problem_type*, *objective*, *n_unique=100*)

Check if the target data is considered invalid.

Target data is considered invalid if:

- Target is None.
- Target has NaN or None values.
- Target is of an unsupported Woodwork logical type.
- Target and features have different lengths or indices.
- Target does not have enough instances of a class in a classification problem.
- Target does not contain numeric data for regression problems.

Parameters

- **problem_type** (*str or ProblemTypes*) – The specific problem type to data check for. e.g. 'binary', 'multiclass', 'regression, 'time series regression'
- **objective** (*str or ObjectiveBase*) – Name or instance of the objective class.
- **n_unique** (*int*) – Number of unique target values to store when problem type is binary and target incorrectly has more than 2 unique values. Non-negative integer. If None, stores all unique values. Defaults to 100.

Attributes

multi-class_continuous_threshold	0.05

Methods

name	Return a name describing the data check.
validate	Check if the target data is considered invalid. If the input features argument is not None, it will be used to check that the target and features have the same dimensions and indices.

name(*cls*)

Return a name describing the data check.

validate(*self*, *X*, *y*)

Check if the target data is considered invalid. If the input features argument is not None, it will be used to check that the target and features have the same dimensions and indices.

Target data is considered invalid if:

- Target is None.
- Target has NaN or None values.

- Target is of an unsupported Woodwork logical type.
- Target and features have different lengths or indices.
- Target does not have enough instances of a class in a classification problem.
- Target does not contain numeric data for regression problems.

Parameters

- **X** (*pd.DataFrame, np.ndarray*) – Features. If not None, will be used to check that the target and features have the same dimensions and indices.
- **y** (*pd.Series, np.ndarray*) – Target data to check for invalid values.

Returns List with DataCheckErrors if any invalid values are found in the target data.

Return type dict (*DataCheckError*)

Examples

```
>>> import pandas as pd
```

Target values must be integers, doubles, or booleans.

```
>>> X = pd.DataFrame({"col": [1, 2, 3, 1]})
>>> y = pd.Series(["cat_1", "cat_2", "cat_1", "cat_2"])
>>> target_check = InvalidTargetDataCheck("regression", "R2")
>>> assert target_check.validate(X, y) == [
...     {
...         "message": "Target is unsupported Unknown type. Valid Woodwork␣
↪logical types include: integer, double, boolean, integer_nullable, boolean_
↪nullable, age_nullable",
...         "data_check_name": "InvalidTargetDataCheck",
...         "level": "error",
...         "details": {"columns": None, "rows": None, "unsupported_type":
↪"unknown"},
...         "code": "TARGET_UNSUPPORTED_TYPE",
...         "action_options": []
...     },
...     {
...         "message": "Target data type should be numeric for regression␣
↪type problems.",
...         "data_check_name": "InvalidTargetDataCheck",
...         "level": "error",
...         "details": {"columns": None, "rows": None},
...         "code": "TARGET_UNSUPPORTED_TYPE",
...         "action_options": []
...     }
... ]
```

The target cannot have null values.

```
>>> y = pd.Series([None, pd.NA, pd.NaT, None])
>>> assert target_check.validate(X, y) == [
...     {
...         "message": "Target is either empty or fully null.",
...         "data_check_name": "InvalidTargetDataCheck",
...         "level": "error",
```

(continues on next page)

(continued from previous page)

```
...         "details": {"columns": None, "rows": None},
...         "code": "TARGET_IS_EMPTY_OR_FULLY_NULL",
...         "action_options": []
...     }
... ]
...
...
>>> y = pd.Series([1, None, 3, None])
>>> assert target_check.validate(None, y) == [
...     {
...         "message": "2 row(s) (50.0%) of target values are null",
...         "data_check_name": "InvalidTargetDataCheck",
...         "level": "error",
...         "details": {
...             "columns": None,
...             "rows": None,
...             "num_null_rows": 2,
...             "pct_null_rows": 50.0
...         },
...         "code": "TARGET_HAS_NULL",
...         "action_options": [
...            {
...                 "code": "IMPUTE_COL",
...                 "data_check_name": "InvalidTargetDataCheck",
...                 "parameters": {
...                     "impute_strategy": {
...                         "parameter_type": "global",
...                         "type": "category",
...                         "categories": ["mean", "most_frequent"],
...                         "default_value": "mean"
...                     }
...                 },
...                 "metadata": {"columns": None, "rows": None, "is_target":␣
↪True},
...              }
...         ],
...     }
... ]
```

If the target values don't match the problem type passed, an error will be raised. In this instance, only two values exist in the target column, but multiclass has been passed as the problem type.

```
>>> X = pd.DataFrame([i for i in range(50)])
>>> y = pd.Series([i%2 for i in range(50)])
>>> target_check = InvalidTargetDataCheck("multiclass", "Log Loss Multiclass")
>>> assert target_check.validate(X, y) == [
...     {
...         "message": "Target has two or less classes, which is too few for␣
↪multiclass problems.  Consider changing to binary.",
...         "data_check_name": "InvalidTargetDataCheck",
...         "level": "error",
...         "details": {"columns": None, "rows": None, "num_classes": 2},
...         "code": "TARGET_MULTICLASS_NOT_ENOUGH_CLASSES",
...         "action_options": []
...     }
... ]
```

If the length of X and y differ, a warning will be raised. A warning will also be raised for indices that don"t match.

```
>>> target_check = InvalidTargetDataCheck("regression", "R2")
>>> X = pd.DataFrame([i for i in range(5)])
>>> y = pd.Series([1, 2, 4, 3], index=[1, 2, 4, 3])
>>> assert target_check.validate(X, y) == [
...     {
...         "message": "Input target and features have different lengths",
...         "data_check_name": "InvalidTargetDataCheck",
...         "level": "warning",
...         "details": {"columns": None, "rows": None, "features_length": 5,
↪"target_length": 4},
...         "code": "MISMATCHED_LENGTHS",
...         "action_options": []
...     },
...     {
...         "message": "Input target and features have mismatched indices.␣
↪Details will include the first 10 mismatched indices.",
...         "data_check_name": "InvalidTargetDataCheck",
...         "level": "warning",
...         "details": {
...             "columns": None,
...             "rows": None,
...             "indices_not_in_features": [],
...             "indices_not_in_target": [0]
...         },
...         "code": "MISMATCHED_INDICES",
...         "action_options": []
...     }
... ]
```

class evalml.data_checks.**MulticollinearityDataCheck**(*threshold=0.9*)

Check if any set features are likely to be multicollinear.

Parameters **threshold** (*float*) – The threshold to be considered. Defaults to 0.9.

Methods

name	Return a name describing the data check.
validate	Check if any set of features are likely to be multicollinear.

name(*cls*)

Return a name describing the data check.

validate(*self*, *X*, *y=None*)

Check if any set of features are likely to be multicollinear.

Parameters

- **X** (*pd.DataFrame*) – The input features to check.
- **y** (*pd.Series*) – The target. Ignored.

Returns dict with a DataCheckWarning if there are any potentially multicollinear columns.

Return type dict

Example

```
>>> import pandas as pd
```

Columns in X that are highly correlated with each other will be identified using mutual information.

```
>>> col = pd.Series([1, 0, 2, 3, 4])
>>> X = pd.DataFrame({"col_1": col, "col_2": col * 3})
>>> y = pd.Series([1, 0, 0, 1, 0])
...
>>> multicollinearity_check = MulticollinearityDataCheck(threshold=1.0)
>>> assert multicollinearity_check.validate(X, y) == [
...     {
...         "message": "Columns are likely to be correlated: [('col_1', 'col_2
↪')]",
...         "data_check_name": "MulticollinearityDataCheck",
...         "level": "warning",
...         "code": "IS_MULTICOLLINEAR",
...         "details": {"columns": [("col_1", "col_2")], "rows": None},
...         "action_options": []
...     }
... ]
```

class evalml.data_checks.**NaturalLanguageNaNDataCheck**

Checks each column in the input for natural language features and will issue an error if NaN values are present.

Methods

name	Return a name describing the data check.
validate	Check if any natural language columns contain NaN values.

name(*cls*)

Return a name describing the data check.

validate(*self*, *X*, *y=None*)

Check if any natural language columns contain NaN values.

Parameters

- **X** (*pd.DataFrame, np.ndarray*) – Features.
- **y** (*pd.Series, np.ndarray*) – Ignored. Defaults to None.

Returns dict with a DataCheckError if NaN values are present in natural language columns.

Return type dict

Example

```
>>> import pandas as pd
>>> import woodwork as ww
>>> import numpy as np
```

Columns containing Natural Language data will raise an error if NaN values are present.

```
>>> data = pd.DataFrame()
>>> data["A"] = [None, "string_that_is_long_enough_for_natural_language"]
>>> data["B"] = ["string_that_is_long_enough_for_natural_language", "string_
↪that_is_long_enough_for_natural_language"]
>>> data["C"] = np.random.randint(0, 3, size=len(data))
>>> data.ww.init(logical_types={"A": "NaturalLanguage", "B": "NaturalLanguage
↪"})
...
>>> nl_nan_check = NaturalLanguageNaNDataCheck()
>>> assert nl_nan_check.validate(data) == [DataCheckError(message="Input␣
↪natural language column(s) (A) contains NaN values. Please impute NaN␣
↪values or drop these rows or columns.",
...                        data_check_name=NaturalLanguageNaNDataCheck.name,
...                        message_code=DataCheckMessageCode.NATURAL_LANGUAGE_
↪HAS_NAN,
...                        details={"columns": ["A"]}).to_dict()]
```

class evalml.data_checks.**NoVarianceDataCheck**(*count_nan_as_value=False*)

Check if the target or any of the features have no variance.

Parameters **count_nan_as_value** (*bool*) – If True, missing values will be counted as their own unique value. Additionally, if true, will return a DataCheckWarning instead of an error if the feature has mostly missing data and only one unique value. Defaults to False.

Methods

name	Return a name describing the data check.
validate	Check if the target or any of the features have no variance (1 unique value).

name(*cls*)

Return a name describing the data check.

validate(*self, X, y*)

Check if the target or any of the features have no variance (1 unique value).

Parameters

- **X** (*pd.DataFrame, np.ndarray*) – The input features.
- **y** (*pd.Series, np.ndarray*) – The target data.

Returns A dict of warnings/errors corresponding to features or target with no variance.

Return type dict

Examples

```
>>> import pandas as pd
```

Columns or target data that have only one unique value will raise an error.

```
>>> X = pd.DataFrame([2, 2, 2, 2, 2, 2, 2, 2], columns=["First_Column"])
>>> y = pd.Series([1, 1, 1, 1, 1, 1, 1, 1])
...
>>> novar_dc = NoVarianceDataCheck()
>>> assert novar_dc.validate(X, y) == [
...     {
...         "message": "'First_Column' has 1 unique value.",
...         "data_check_name": "NoVarianceDataCheck",
...         "level": "error",
...         "details": {"columns": ["First_Column"], "rows": None},
...         "code": "NO_VARIANCE",
...         "action_options": [
...             {
...                 "code": "DROP_COL",
...                 "data_check_name": "NoVarianceDataCheck",
...                 "parameters": {},
...                 "metadata": {"columns": ["First_Column"], "rows": None}
...             },
...         ]
...     },
...     {
...         "message": "Y has 1 unique value.",
...         "data_check_name": "NoVarianceDataCheck",
...         "level": "error",
...         "details": {"columns": ["Y"], "rows": None},
...         "code": "NO_VARIANCE",
...         "action_options": []
...     }
... ]
```

By default, NaNs will not be counted as distinct values. In the first example, there are still two distinct values besides None. In the second, there are no distinct values as the target is entirely null.

```
>>> X["First_Column"] = [2, 2, 2, 3, 3, 3, None, None]
>>> y = pd.Series([1, 1, 1, 2, 2, 2, None, None])
>>> assert novar_dc.validate(X, y) == []
...
...
>>> y = pd.Series([None] * 7)
>>> assert novar_dc.validate(X, y) == [
...     {
...         "message": "Y has 0 unique values.",
...         "data_check_name": "NoVarianceDataCheck",
...         "level": "error",
...         "details": {"columns": ["Y"], "rows": None},
...         "code": "NO_VARIANCE",
...         "action_options":[]
...     }
... ]
```

As None is not considered a distinct value by default, there is only one unique value in X and y.

```
>>> X["First_Column"] = [2, 2, 2, 2, None, None, None, None]
>>> y = pd.Series([1, 1, 1, 1, None, None, None, None])
>>> assert novar_dc.validate(X, y) == [
...     {
...         "message": "'First_Column' has 1 unique value.",
...         "data_check_name": "NoVarianceDataCheck",
...         "level": "error",
...         "details": {"columns": ["First_Column"], "rows": None},
...         "code": "NO_VARIANCE",
...         "action_options": [
...             {
...                 "code": "DROP_COL",
...                  "data_check_name": "NoVarianceDataCheck",
...                  "parameters": {},
...                  "metadata": {"columns": ["First_Column"], "rows": None}
...             },
...         ]
...     },
...     {
...         "message": "Y has 1 unique value.",
...         "data_check_name": "NoVarianceDataCheck",
...         "level": "error",
...         "details": {"columns": ["Y"], "rows": None},
...         "code": "NO_VARIANCE",
...         "action_options": []
...     }
... ]
```

If count_nan_as_value is set to True, then NaNs are counted as unique values. In the event that there is an adequate number of unique values only because count_nan_as_value is set to True, a warning will be raised so the user can encode these values.

```
>>> novar_dc = NoVarianceDataCheck(count_nan_as_value=True)
>>> assert novar_dc.validate(X, y) == [
...     {
...         "message": "'First_Column' has two unique values including nulls.␣
↪Consider encoding the nulls for this column to be useful for machine␣
↪learning.",
...         "data_check_name": "NoVarianceDataCheck",
...         "level": "warning",
...         "details": {"columns": ["First_Column"], "rows": None},
...         "code": "NO_VARIANCE_WITH_NULL",
...         "action_options": [
...             {
...                 "code": "DROP_COL",
...                  "data_check_name": "NoVarianceDataCheck",
...                  "parameters": {},
...                  "metadata": {"columns": ["First_Column"], "rows": None}
...             },
...         ]
...     },
...     {
...         "message": "Y has two unique values including nulls. Consider␣
↪encoding the nulls for this column to be useful for machine learning.",
...         "data_check_name": "NoVarianceDataCheck",
...         "level": "warning",
...         "details": {"columns": ["Y"], "rows": None},
```

(continues on next page)

(continued from previous page)

```
...         "code": "NO_VARIANCE_WITH_NULL",
...         "action_options": []
...     }
... ]
```

class evalml.data_checks.**NullDataCheck**(*pct_null_col_threshold=0.95*, *pct_null_row_threshold=0.95*)

Check if there are any highly-null numerical, boolean, categorical, natural language, and unknown columns and rows in the input.

Parameters

- **pct_null_col_threshold** (*float*) – If the percentage of NaN values in an input feature exceeds this amount, that column will be considered highly-null. Defaults to 0.95.
- **pct_null_row_threshold** (*float*) – If the percentage of NaN values in an input row exceeds this amount, that row will be considered highly-null. Defaults to 0.95.

Methods

get_null_column_information	Finds columns that are considered highly null (percentage null is greater than threshold) and returns dictionary mapping column name to percentage null and dictionary mapping column name to null indices.
get_null_row_information	Finds rows that are considered highly null (percentage null is greater than threshold).
name	Return a name describing the data check.
validate	Check if there are any highly-null columns or rows in the input.

static get_null_column_information(*X*, *pct_null_col_threshold=0.0*)

Finds columns that are considered highly null (percentage null is greater than threshold) and returns dictionary mapping column name to percentage null and dictionary mapping column name to null indices.

Parameters

- **X** (*pd.DataFrame*) – DataFrame to check for highly null columns.
- **pct_null_col_threshold** (*float*) – Percentage threshold for a column to be considered null. Defaults to 0.0.

Returns Tuple containing: dictionary mapping column name to its null percentage and dictionary mapping column name to null indices in that column.

Return type tuple

static get_null_row_information(*X*, *pct_null_row_threshold=0.0*)

Finds rows that are considered highly null (percentage null is greater than threshold).

Parameters

- **X** (*pd.DataFrame*) – DataFrame to check for highly null rows.
- **pct_null_row_threshold** (*float*) – Percentage threshold for a row to be considered null. Defaults to 0.0.

Returns Series containing the percentage null for each row.

Return type pd.Series

name(*cls*)

Return a name describing the data check.

validate(*self*, *X*, *y=None*)

Check if there are any highly-null columns or rows in the input.

Parameters

- **X** (*pd.DataFrame, np.ndarray*) – Features.
- **y** (*pd.Series, np.ndarray*) – Ignored. Defaults to None.

Returns dict with a DataCheckWarning if there are any highly-null columns or rows.

Return type dict

Examples

```
>>> import pandas as pd
...
>>> class SeriesWrap():
...     def __init__(self, series):
...         self.series = series
...
...     def __eq__(self, series_2):
...         return all(self.series.eq(series_2.series))
```

With pct_null_col_threshold set to 0.50, any column that has 50% or more of its observations set to null will be included in the warning, as well as the percentage of null values identified ("all_null": 1.0, "lots_of_null": 0.8).

```
>>> df = pd.DataFrame({
...     "all_null": [None, pd.NA, None, None, None],
...     "lots_of_null": [None, None, None, None, 5],
...     "few_null": [1, 2, None, 2, 3],
...     "no_null": [1, 2, 3, 4, 5]
... })
...
>>> highly_null_dc = NullDataCheck(pct_null_col_threshold=0.50)
>>> assert highly_null_dc.validate(df) == [
...     {
...         "message": "Column(s) 'all_null', 'lots_of_null' are 50.0% or␣
↪more null",
...         "data_check_name": "NullDataCheck",
...         "level": "warning",
...         "details": {
...             "columns": ["all_null", "lots_of_null"],
...             "rows": None,
...             "pct_null_rows": {"all_null": 1.0, "lots_of_null": 0.8}
...         },
...         "code": "HIGHLY_NULL_COLS",
...         "action_options": [
...             {
...                 "code": "DROP_COL",
...                 "data_check_name": "NullDataCheck",
...                 "parameters": {},
...                 "metadata": {"columns": ["all_null", "lots_of_null"],
↪"rows": None}
```

(continues on next page)

(continued from previous page)

```
...                 }
...             ]
...         },
...         {
...             "message": "Column(s) 'few_null' have null values",
...             "data_check_name": "NullDataCheck",
...             "level": "warning",
...             "details": {"columns": ["few_null"], "rows": None},
...             "code": "COLS_WITH_NULL",
...             "action_options": [
...                 {
...                     "code": "IMPUTE_COL",
...                     "data_check_name": "NullDataCheck",
...                     "metadata": {"columns": ["few_null"], "rows": None, "is_
↪target": False},
...                     "parameters": {
...                         "impute_strategies": {
...                             "parameter_type": "column",
...                             "columns": {
...                                 "few_null": {
...                                     "impute_strategy": {"categories": ["mean",
↪ "most_frequent"], "type": "category", "default_value": "mean"}
...                                 }
...                             }
...                         }
...                     }
...                 }
...             ]
...         }
... ]
```

With pct_null_row_threshold set to 0.50, any row with 50% or more of its respective column values set to null will included in the warning, as well as the offending rows ("rows": [0, 1, 2, 3]). Since the default value for pct_null_col_threshold is 0.95, "all_null" is also included in the warnings since the percentage of null values in that row is over 95%.

```
>>> highly_null_dc = NullDataCheck(pct_null_row_threshold=0.50)
>>> validation_messages = highly_null_dc.validate(df)
>>> validation_messages[0]["details"]["pct_null_cols"] =␣
↪SeriesWrap(validation_messages[0]["details"]["pct_null_cols"])
>>> highly_null_rows = SeriesWrap(pd.Series([0.5, 0.5, 0.75, 0.5]))
>>> assert validation_messages == [
...         {
...             "message": "4 out of 5 rows are 50.0% or more null",
...             "data_check_name": "NullDataCheck",
...             "level": "warning",
...             "details": {
...                 "columns": None,
...                 "rows": [0, 1, 2, 3],
...                 "pct_null_cols": highly_null_rows
...             },
...             "code": "HIGHLY_NULL_ROWS",
...             "action_options": [
...                 {
...                     "code": "DROP_ROWS",
...                      "data_check_name": "NullDataCheck",
```

(continues on next page)

(continued from previous page)

```
...                     "parameters": {},
...                     "metadata": {"columns": None, "rows": [0, 1, 2, 3]}
...                 }
...             ]
...         },
...         {
...             "message": "Column(s) 'all_null' are 95.0% or more null",
...             "data_check_name": "NullDataCheck",
...             "level": "warning",
...             "details": {
...                 "columns": ["all_null"],
...                 "rows": None,
...                 "pct_null_rows": {"all_null": 1.0}
...             },
...            "code": "HIGHLY_NULL_COLS",
...            "action_options": [
...                 {
...                     "code": "DROP_COL",
...                     "data_check_name": "NullDataCheck",
...                     "metadata": {"columns": ["all_null"], "rows": None},
...                     "parameters": {}
...                 }
...             ]
...         },
...         {
...             "message": "Column(s) 'lots_of_null', 'few_null' have null values
↪",
...             "data_check_name": "NullDataCheck",
...             "level": "warning",
...             "details": {"columns": ["lots_of_null", "few_null"], "rows": None}
↪,
...             "code": "COLS_WITH_NULL",
...             "action_options": [
...                 {
...                    "code": "IMPUTE_COL",
...                    "data_check_name": "NullDataCheck",
...                    "metadata": {"columns": ["lots_of_null", "few_null"], "rows
↪": None, "is_target": False},
...                    "parameters": {
...                        "impute_strategies": {
...                            "parameter_type": "column",
...                            "columns": {
...                                "lots_of_null": {"impute_strategy": {
↪"categories": ["mean", "most_frequent"], "type": "category", "default_value
↪": "mean"}},
...                                "few_null": {"impute_strategy": {"categories":␣
↪["mean", "most_frequent"], "type": "category", "default_value": "mean"}}
...                            }
...                        }
...                    }
...                 }
...             ]
...         }
... ]
```

class evalml.data_checks.**OutliersDataCheck**

Checks if there are any outliers in input data by using IQR to determine score anomalies.

Columns with score anomalies are considered to contain outliers.

Methods

get_boxplot_data	Returns box plot information for the given data.
name	Return a name describing the data check.
validate	Check if there are any outliers in a dataframe by using IQR to determine column anomalies. Column with anomalies are considered to contain outliers.

static get_boxplot_data(*data_*)

Returns box plot information for the given data.

Parameters **data** (*pd.Series, np.ndarray*) – Input data.

Returns A payload of box plot statistics.

Return type dict

Examples

```
>>> import pandas as pd
...
>>> df = pd.DataFrame({
...     "x": [1, 2, 3, 4, 5],
...     "y": [6, 7, 8, 9, 10],
...     "z": [-1, -2, -3, -1201, -4]
... })
>>> box_plot_data = OutliersDataCheck.get_boxplot_data(df["z"])
>>> box_plot_data["score"] = round(box_plot_data["score"], 2)
>>> assert box_plot_data == {
...     "score": 0.89,
...     "pct_outliers": 0.2,
...     "values": {"q1": -4.0,
...                "median": -3.0,
...                "q3": -2.0,
...                "low_bound": -7.0,
...                "high_bound": 1.0,
...                "low_values": [-1201],
...                "high_values": [],
...                "low_indices": [3],
...                "high_indices": []}
...     }
```

name(*cls*)

Return a name describing the data check.

validate(*self, X, y=None*)

Check if there are any outliers in a dataframe by using IQR to determine column anomalies. Column with anomalies are considered to contain outliers.

Parameters

- **X** (*pd.DataFrame, np.ndarray*) – Input features.
- **y** (*pd.Series, np.ndarray*) – Ignored. Defaults to None.

Returns A dictionary with warnings if any columns have outliers.

Return type dict

Examples

```
>>> import pandas as pd
```

The column "z" has an outlier so a warning is added to alert the user of its location.

```
>>> df = pd.DataFrame({
...     "x": [1, 2, 3, 4, 5],
...     "y": [6, 7, 8, 9, 10],
...     "z": [-1, -2, -3, -1201, -4]
... })
...
>>> outliers_check = OutliersDataCheck()
>>> assert outliers_check.validate(df) == [
...     {
...         "message": "Column(s) 'z' are likely to have outlier data.",
...         "data_check_name": "OutliersDataCheck",
...         "level": "warning",
...         "code": "HAS_OUTLIERS",
...         "details": {"columns": ["z"], "rows": [3], "column_indices": {"z":
↪ [3]}},
...         "action_options": [
...             {
...                 "code": "DROP_ROWS",
...                  "data_check_name": "OutliersDataCheck",
...                  "parameters": {},
...                  "metadata": {"rows": [3], "columns": None}
...             }
...         ]
...     }
... ]
```

class evalml.data_checks.**SparsityDataCheck**(*problem_type*, *threshold*, *unique_count_threshold=10*)

Check if there are any columns with sparsely populated values in the input.

Parameters

- **problem_type** (*str or ProblemTypes*) – The specific problem type to data check for. 'multiclass' or 'time series multiclass' is the only accepted problem type.
- **threshold** (*float*) – The threshold value, or percentage of each column's unique values, below which, a column exhibits sparsity. Should be between 0 and 1.
- **unique_count_threshold** (*int*) – The minimum number of times a unique value has to be present in a column to not be considered "sparse." Defaults to 10.

Methods

name	Return a name describing the data check.
sparsity_score	Calculate a sparsity score for the given value counts by calculating the percentage of unique values that exceed the count_threshold.

continues on next page

Table 167 – continued from previous page

validate	Calculate what percentage of each column's unique values exceed the count threshold and compare that percentage to the sparsity threshold stored in the class instance.

name(*cls*)

Return a name describing the data check.

static sparsity_score(*col*, *count_threshold=10*)

Calculate a sparsity score for the given value counts by calculating the percentage of unique values that exceed the count_threshold.

Parameters

- **col** (*pd.Series*) – Feature values.
- **count_threshold** (*int*) – The number of instances below which a value is considered sparse. Default is 10.

Returns Sparsity score, or the percentage of the unique values that exceed count_threshold.

Return type (float)

validate(*self*, *X*, *y=None*)

Calculate what percentage of each column's unique values exceed the count threshold and compare that percentage to the sparsity threshold stored in the class instance.

Parameters

- **X** (*pd.DataFrame, np.ndarray*) – Features.
- **y** (*pd.Series, np.ndarray*) – Ignored.

Returns dict with a DataCheckWarning if there are any sparse columns.

Return type dict

Examples

```
>>> import pandas as pd
```

For multiclass problems, if a column doesn't have enough representation from unique values, it will be considered sparse.

```
>>> df = pd.DataFrame({
...     "sparse": [float(x) for x in range(100)],
...     "not_sparse": [float(1) for x in range(100)]
... })
...
>>> sparsity_check = SparsityDataCheck(problem_type="multiclass", threshold=0.
↪5, unique_count_threshold=10)
>>> assert sparsity_check.validate(df) == [
...     {
...         "message": "Input columns ('sparse') for multiclass problem type␣
↪are too sparse.",
...         "data_check_name": "SparsityDataCheck",
...         "level": "warning",
...         "code": "TOO_SPARSE",
```

(continues on next page)

(continued from previous page)

```
...         "details": {
...             "columns": ["sparse"],
...             "sparsity_score": {"sparse": 0.0},
...             "rows": None
...         },
...         "action_options": [
...             {
...                 "code": "DROP_COL",
...                  "data_check_name": "SparsityDataCheck",
...                  "parameters": {},
...                  "metadata": {"columns": ["sparse"], "rows": None}
...             }
...         ]
...     }
... ]
```

... >>> df["sparse"] = [float(x % 10) for x in range(100)] >>> sparsity_check = SparsityDataCheck(problem_type="multiclass", threshold=1, unique_count_threshold=5) >>> assert sparsity_check.validate(df) == [] ... >>> sparse_array = pd.Series([1, 1, 1, 2, 2, 3] * 3) >>> assert SparsityDataCheck.sparsity_score(sparse_array, count_threshold=5) == 0.6666666666666666

class `evalml.data_checks.`**`TargetDistributionDataCheck`**

Check if the target data contains certain distributions that may need to be transformed prior training to improve model performance. Uses the Shapiro-Wilks test when the dataset is <=5000 samples, otherwise uses Jarque-Bera.

Methods

name	Return a name describing the data check.
validate	Check if the target data has a certain distribution.

name (*cls*)

Return a name describing the data check.

validate (*self*, *X*, *y*)

Check if the target data has a certain distribution.

Parameters

- **X** (*pd.DataFrame, np.ndarray*) – Features. Ignored.
- **y** (*pd.Series, np.ndarray*) – Target data to check for underlying distributions.

Returns List with DataCheckErrors if certain distributions are found in the target data.

Return type dict (*DataCheckError*)

Examples

```
>>> import pandas as pd
```

Targets that exhibit a lognormal distribution will raise a warning for the user to transform the target.

```
>>> y = [0.946, 0.972, 1.154, 0.954, 0.969, 1.222, 1.038, 0.999, 0.973, 0.897]
>>> target_check = TargetDistributionDataCheck()
>>> assert target_check.validate(None, y) == [
...     {
...         "message": "Target may have a lognormal distribution.",
...         "data_check_name": "TargetDistributionDataCheck",
...         "level": "warning",
...         "code": "TARGET_LOGNORMAL_DISTRIBUTION",
...         "details": {"normalization_method": "shapiro", "statistic": 0.8,
↪"p-value": 0.045, "columns": None, "rows": None},
...         "action_options": [
...             {
...                 "code": "TRANSFORM_TARGET",
...                 "data_check_name": "TargetDistributionDataCheck",
...                 "parameters": {},
...                 "metadata": {
...                     "transformation_strategy": "lognormal",
...                     "is_target": True,
...                     "columns": None,
...                     "rows": None
...                 }
...             }
...         ]
...     }
... ]
...
>>> y = pd.Series([1, 1, 1, 2, 2, 3, 4, 4, 5, 5, 5])
>>> assert target_check.validate(None, y) == []
...
...
>>> y = pd.Series(pd.date_range("1/1/21", periods=10))
>>> assert target_check.validate(None, y) == [
...     {
...         "message": "Target is unsupported datetime type. Valid Woodwork␣
↪logical types include: integer, double",
...         "data_check_name": "TargetDistributionDataCheck",
...         "level": "error",
...         "details": {"columns": None, "rows": None, "unsupported_type":
↪"datetime"},
...         "code": "TARGET_UNSUPPORTED_TYPE",
...         "action_options": []
...     }
... ]
```

class evalml.data_checks.**TargetLeakageDataCheck**(*pct_corr_threshold=0.95*, *method='mutual'*)

Check if any of the features are highly correlated with the target by using mutual information or Pearson correlation.

If *method='mutual'*, this data check uses mutual information and supports all target and feature types. Otherwise, if *method='pearson'*, it uses Pearson correlation and only supports binary with numeric and boolean dtypes. Pearson correlation returns a value in [-1, 1], while mutual information returns a value in [0, 1].

Parameters

- **pct_corr_threshold** (*float*) – The correlation threshold to be considered leakage. Defaults to 0.95.
- **method** (*string*) – The method to determine correlation. Use 'mutual' for mutual information, otherwise 'pearson' for Pearson correlation. Defaults to 'mutual'.

Methods

name	Return a name describing the data check.
validate	Check if any of the features are highly correlated with the target by using mutual information or Pearson correlation.

name (*cls*)

Return a name describing the data check.

validate (*self*, *X*, *y*)

Check if any of the features are highly correlated with the target by using mutual information or Pearson correlation.

If *method='mutual'*, supports all target and feature types. Otherwise, if *method='pearson'* only supports binary with numeric and boolean dtypes. Pearson correlation returns a value in [-1, 1], while mutual information returns a value in [0, 1].

Parameters

- **X** (*pd.DataFrame, np.ndarray*) – The input features to check.
- **y** (*pd.Series, np.ndarray*) – The target data.

Returns dict with a DataCheckWarning if target leakage is detected.

Return type dict (*DataCheckWarning*)

Examples

```
>>> import pandas as pd
```

Any columns that are strongly correlated with the target will raise a warning. This could be indicative of data leakage.

```
>>> X = pd.DataFrame({
...     "leak": [10, 42, 31, 51, 61],
...     "x": [42, 54, 12, 64, 12],
...     "y": [13, 5, 13, 74, 24],
... })
>>> y = pd.Series([10, 42, 31, 51, 40])
...
>>> target_leakage_check = TargetLeakageDataCheck(pct_corr_threshold=0.95)
>>> assert target_leakage_check.validate(X, y) == [
...     {
...         "message": "Column 'leak' is 95.0% or more correlated with the␣
↪target",
...         "data_check_name": "TargetLeakageDataCheck",
...         "level": "warning",
...         "code": "TARGET_LEAKAGE",
```

(continues on next page)

(continued from previous page)

```
...         "details": {"columns": ["leak"], "rows": None},
...         "action_options": [
...             {
...                 "code": "DROP_COL",
...                 "data_check_name": "TargetLeakageDataCheck",
...                 "parameters": {},
...                 "metadata": {"columns": ["leak"], "rows": None}
...             }
...         ]
...     }
... ]
```

The default method can be changed to pearson from mutual information.

```
>>> X["x"] = y / 2
>>> target_leakage_check = TargetLeakageDataCheck(pct_corr_threshold=0.8,␣
↪method="pearson")
>>> assert target_leakage_check.validate(X, y) == [
...     {
...         "message": "Columns 'leak', 'x' are 80.0% or more correlated with␣
↪the target",
...         "data_check_name": "TargetLeakageDataCheck",
...         "level": "warning",
...         "details": {"columns": ["leak", "x"], "rows": None},
...         "code": "TARGET_LEAKAGE",
...         "action_options": [
...             {
...                 "code": "DROP_COL",
...                  "data_check_name": "TargetLeakageDataCheck",
...                  "parameters": {},
...                  "metadata": {"columns": ["leak", "x"], "rows": None}
...             }
...         ]
...     }
... ]
```

class evalml.data_checks.**TimeSeriesParametersDataCheck**(*problem_configuration*, *n_splits*)

Checks whether the time series parameters are compatible with data splitting.

If *gap* + *max_delay* + *forecast_horizon* > *X.shape[0] // (n_splits + 1)*

then the feature engineering window is larger than the smallest split. This will cause the pipeline to create features from data that does not exist, which will cause errors.

Parameters

- **problem_configuration** (*dict*) – Dict containing problem_configuration parameters.
- **n_splits** (*int*) – Number of time series splits.

Methods

name	Return a name describing the data check.
validate	Check if the time series parameters are compatible with data splitting.

name (*cls*)
Return a name describing the data check.

validate (*self*, *X*, *y=None*)
Check if the time series parameters are compatible with data splitting.

Parameters

- **X** (*pd.DataFrame, np.ndarray*) – Features.
- **y** (*pd.Series, np.ndarray*) – Ignored. Defaults to None.

Returns dict with a DataCheckError if parameters are too big for the split sizes.

Return type dict

Examples

```
>>> import pandas as pd
```

The time series parameters have to be compatible with the data passed. If the window size (gap + max_delay + forecast_horizon) is greater than or equal to the split size, then an error will be raised.

```
>>> X = pd.DataFrame({
...     "dates": pd.date_range("1/1/21", periods=100),
...     "first": [i for i in range(100)],
... })
>>> y = pd.Series([i for i in range(100)])
...
>>> problem_config = {"gap": 7, "max_delay": 2, "forecast_horizon": 12, "time_
↪index": "dates"}
>>> target_leakage_check = TimeSeriesParametersDataCheck(problem_
↪configuration=problem_config, n_splits=4)
>>> assert target_leakage_check.validate(X, y) == [
...     {
...         "message": "Since the data has 100 observations and n_splits=4,␣
↪the smallest "
...                    "split would have 20 observations. Since 21 (gap + max_
↪delay + forecast_horizon)"
...                    " >= 20, then at least one of the splits would be␣
↪empty by the time it reaches "
...                    "the pipeline. Please use a smaller number of splits,␣
↪reduce one or more these "
...                    "parameters, or collect more data.",
...         "data_check_name": "TimeSeriesParametersDataCheck",
...         "level": "error",
...         "code": "TIMESERIES_PARAMETERS_NOT_COMPATIBLE_WITH_SPLIT",
...         "details": {
...             "columns": None,
...             "rows": None,
...             "max_window_size": 21,
...             "min_split_size": 20,
...             "n_obs": 100,
...             "n_splits": 4
...         },
...         "action_options": []
...     }
... ]
```

class evalml.data_checks.**TimeSeriesSplittingDataCheck**(*problem_type*, *n_splits*)

Checks whether the time series target data is compatible with splitting.

If the target data in the training and validation of every split doesn't have representation from all classes (for time series classification problems) this will prevent the estimators from training on all potential outcomes which will cause errors during prediction.

Parameters

- **problem_type** (*str or ProblemTypes*) – Problem type.
- **n_splits** (*int*) – Number of time series splits.

Methods

name	Return a name describing the data check.
validate	Check if the training and validation targets are compatible with time series data splitting.

name(*cls*)

Return a name describing the data check.

validate(*self*, *X*, *y*)

Check if the training and validation targets are compatible with time series data splitting.

Parameters

- **X** (*pd.DataFrame, np.ndarray*) – Ignored. Features.
- **y** (*pd.Series, np.ndarray*) – Target data.

Returns dict with a DataCheckError if splitting would result in inadequate class representation.

Return type dict

Example

```
>>> import pandas as pd
```

Passing n_splits as 3 means that the data will be segmented into 4 parts to be iterated over for training and validation splits. The first split results in training indices of [0:25] and validation indices of [25:50]. The training indices of the first split result in only one unique value (0). The third split results in training indices of [0:75] and validation indices of [75:100]. The validation indices of the third split result in only one unique value (1).

```
>>> X = None
>>> y = pd.Series([0 if i < 45 else i % 2 if i < 55 else 1 for i in␣
↪range(100)])
>>> ts_splitting_check = TimeSeriesSplittingDataCheck("time series binary", 3)
>>> assert ts_splitting_check.validate(X, y) == [
...     {
...         "message": "Time Series Binary and Time Series Multiclass problem
↪"
...                    "types require every training and validation split to "
...                    "have at least one instance of all the target classes.
↪"
...                    "The following splits are invalid: [1, 3]",
...         "data_check_name": "TimeSeriesSplittingDataCheck",
```

(continues on next page)

(continued from previous page)

```
...         "level": "error",
...         "details": {
...             "columns": None, "rows": None,
...             "invalid_splits": {
...                 1: {"Training": [0, 25]},
...                 3: {"Validation": [75, 100]}
...             }
...         },
...         "code": "TIMESERIES_TARGET_NOT_COMPATIBLE_WITH_SPLIT",
...         "action_options": []
...     }
... ]
```

class evalml.data_checks.**UniquenessDataCheck**(*problem_type*, *threshold=0.5*)

Check if there are any columns in the input that are either too unique for classification problems or not unique enough for regression problems.

Parameters

- **problem_type** (*str or ProblemTypes*) – The specific problem type to data check for. e.g. 'binary', 'multiclass', 'regression, 'time series regression'
- **threshold** (*float*) – The threshold to set as an upper bound on uniqueness for classification type problems or lower bound on for regression type problems. Defaults to 0.50.

Methods

name	Return a name describing the data check.
uniqueness_score	Calculate a uniqueness score for the provided field. NaN values are not considered as unique values in the calculation.
validate	Check if there are any columns in the input that are too unique in the case of classification problems or not unique enough in the case of regression problems.

name(*cls*)

Return a name describing the data check.

static uniqueness_score(*col*, *drop_na=True*)

Calculate a uniqueness score for the provided field. NaN values are not considered as unique values in the calculation.

Based on the Herfindahl-Hirschman Index.

Parameters

- **col** (*pd.Series*) – Feature values.
- **drop_na** (*bool*) – Whether to drop null values when computing the uniqueness score. Defaults to True.

Returns Uniqueness score.

Return type (float)

validate(*self*, *X*, *y=None*)

Check if there are any columns in the input that are too unique in the case of classification problems or not unique enough in the case of regression problems.

Parameters

- **X** (*pd.DataFrame, np.ndarray*) – Features.
- **y** (*pd.Series, np.ndarray*) – Ignored. Defaults to None.

Returns

dict with a DataCheckWarning if there are any too unique or not unique enough columns.

Return type dict

Examples

```
>>> import pandas as pd
```

Because the problem type is regression, the column "regression_not_unique_enough" raises a warning for having just one value.

```
>>> df = pd.DataFrame({
...     "regression_unique_enough": [float(x) for x in range(100)],
...     "regression_not_unique_enough": [float(1) for x in range(100)]
... })
...
>>> uniqueness_check = UniquenessDataCheck(problem_type="regression",␣
↪threshold=0.8)
>>> assert uniqueness_check.validate(df) == [
...     {
...         "message": "Input columns 'regression_not_unique_enough' for␣
↪regression problem type are not unique enough.",
...         "data_check_name": "UniquenessDataCheck",
...         "level": "warning",
...         "code": "NOT_UNIQUE_ENOUGH",
...         "details": {"columns": ["regression_not_unique_enough"],
↪"uniqueness_score": {"regression_not_unique_enough": 0.0}, "rows": None},
...         "action_options": [
...             {
...                 "code": "DROP_COL",
...                 "parameters": {},
...                 "data_check_name": "UniquenessDataCheck",
...                 "metadata": {"columns": ["regression_not_unique_enough"],
↪"rows": None}
...             }
...         ]
...     }
... ]
```

For multiclass, the column "regression_unique_enough" has too many unique values and will raise an appropriate warning. >>> y = pd.Series([1, 1, 1, 2, 2, 3, 3, 3]) >>> uniqueness_check = UniquenessDataCheck(problem_type="multiclass", threshold=0.8) >>> assert uniqueness_check.validate(df) == [... { ... "message": "Input columns 'regression_unique_enough' for multiclass problem type are too unique.", ... "data_check_name": "UniquenessDataCheck", ... "level": "warning", ... "details": { ... "columns": ["regression_unique_enough"], ... "rows": None, ... "uniqueness_score": {"regression_unique_enough": 0.99} ... }, ... "code": "TOO_UNIQUE", ... "action_options": [... { ... "code": "DROP_COL", ... "data_check_name": "UniquenessDataCheck", ... "parameters": {}, ... "metadata": {"columns": ["regression_unique_enough"], "rows": None} ... } ...] ... } ...] ... >>> assert UniquenessDataCheck.uniqueness_score(y) == 0.65625

Demos

Demo datasets.

Submodules

breast_cancer

Load the breast cancer dataset, which can be used for binary classification problems.

Module Contents

Functions

load_breast_cancer	Load breast cancer dataset. Binary classification problem.

Contents

`evalml.demos.breast_cancer.`**`load_breast_cancer`**`()`

Load breast cancer dataset. Binary classification problem.

Returns X and y

Return type (pd.Dataframe, pd.Series)

churn

Load the churn dataset, which can be used for binary classification problems.

Module Contents

Functions

load_churn	Load churn dataset, which can be used for binary classification problems.

Contents

`evalml.demos.churn.load_churn(n_rows=None, verbose=True)`

Load churn dataset, which can be used for binary classification problems.

Parameters

- **n_rows** (*int*) – Number of rows from the dataset to return
- **verbose** (*bool*) – Whether to print information about features and labels

Returns X and y

Return type (pd.Dataframe, pd.Series)

diabetes

Load the diabetes dataset, which can be used for regression problems.

Module Contents

Functions

load_diabetes	Load diabetes dataset. Used for regression problem.

Contents

`evalml.demos.diabetes.load_diabetes()`

Load diabetes dataset. Used for regression problem.

Returns X and y

Return type (pd.Dataframe, pd.Series)

fraud

Load the credit card fraud dataset, which can be used for binary classification problems.

Module Contents

Functions

load_fraud	Load credit card fraud dataset.

Contents

`evalml.demos.fraud.load_fraud(n_rows=None, verbose=True)`

Load credit card fraud dataset.

The fraud dataset can be used for binary classification problems.

Parameters

- **n_rows** (*int*) – Number of rows from the dataset to return
- **verbose** (*bool*) – Whether to print information about features and labels

Returns X and y

Return type (pd.Dataframe, pd.Series)

weather

The Australian daily-min-termperatures weather dataset.

Module Contents

Functions

load_weather	Load the Australian daily-min-termperatures weather dataset.

Contents

`evalml.demos.weather.load_weather()`

Load the Australian daily-min-termperatures weather dataset.

Returns X and y

Return type (pd.Dataframe, pd.Series)

wine

Load and return the wine dataset, which can be used for multiclass classification problems.

Module Contents

Functions

load_wine	Load wine dataset. Multiclass problem.

Contents

`evalml.demos.wine.load_wine()`

Load wine dataset. Multiclass problem.

Returns X and y

Return type (pd.Dataframe, pd.Series)

Package Contents

Functions

load_breast_cancer	Load breast cancer dataset. Binary classification problem.
load_churn	Load churn dataset, which can be used for binary classification problems.
load_diabetes	Load diabetes dataset. Used for regression problem.
load_fraud	Load credit card fraud dataset.
load_weather	Load the Australian daily-min-termperatures weather dataset.
load_wine	Load wine dataset. Multiclass problem.

Contents

`evalml.demos.load_breast_cancer()`

Load breast cancer dataset. Binary classification problem.

Returns X and y

Return type (pd.Dataframe, pd.Series)

`evalml.demos.load_churn(n_rows=None, verbose=True)`

Load churn dataset, which can be used for binary classification problems.

Parameters

- **n_rows** (*int*) – Number of rows from the dataset to return
- **verbose** (*bool*) – Whether to print information about features and labels

Returns X and y

Return type (pd.Dataframe, pd.Series)

`evalml.demos.load_diabetes()`

Load diabetes dataset. Used for regression problem.

Returns X and y

Return type (pd.Dataframe, pd.Series)

`evalml.demos.load_fraud(n_rows=None, verbose=True)`

Load credit card fraud dataset.

The fraud dataset can be used for binary classification problems.

Parameters

- **n_rows** (*int*) – Number of rows from the dataset to return
- **verbose** (*bool*) – Whether to print information about features and labels

Returns X and y

Return type (pd.Dataframe, pd.Series)

`evalml.demos.load_weather()`

Load the Australian daily-min-termperatures weather dataset.

Returns X and y

Return type (pd.Dataframe, pd.Series)

`evalml.demos.load_wine()`

Load wine dataset. Multiclass problem.

Returns X and y

Return type (pd.Dataframe, pd.Series)

Exceptions

Exceptions used in EvalML.

Submodules

exceptions

Exceptions used in EvalML.

Module Contents

Classes Summary

PartialDependenceErrorCode	Enum identifying the type of error encountered in partial dependence.
ValidationErrorCode	Enum identifying the type of error encountered in hold-out validation.

Exceptions Summary

—

Contents

exception evalml.exceptions.exceptions.**AutoMLSearchException**
Exception raised when all pipelines in an automl batch return a score of NaN for the primary objective.

exception evalml.exceptions.exceptions.**ComponentNotYetFittedError**
An exception to be raised when predict/predict_proba/transform is called on a component without fitting first.

exception evalml.exceptions.exceptions.**DataCheckInitError**
Exception raised when a data check can't initialize with the parameters given.

exception evalml.exceptions.exceptions.**MethodPropertyNotFoundError**
Exception to raise when a class is does not have an expected method or property.

exception evalml.exceptions.exceptions.**MissingComponentError**
An exception raised when a component is not found in all_components().

exception evalml.exceptions.exceptions.**NoPositiveLabelException**
Exception when a particular classification label for the 'positive' class cannot be found in the column index or unique values.

exception evalml.exceptions.exceptions.**NullsInColumnWarning**
Warning thrown when there are null values in the column of interest.

exception evalml.exceptions.exceptions.**ObjectiveCreationError**
Exception when get_objective tries to instantiate an objective and required args are not provided.

exception evalml.exceptions.exceptions.**ObjectiveNotFoundError**
Exception to raise when specified objective does not exist.

exception evalml.exceptions.exceptions.**ParameterNotUsedWarning**(*components*)
Warning thrown when a pipeline parameter isn't used in a defined pipeline's component graph during initialization.

exception evalml.exceptions.exceptions.**PartialDependenceError**(*message*, *code*)
Exception raised for all errors that partial dependence can raise.

class evalml.exceptions.exceptions.**PartialDependenceErrorCode**
Enum identifying the type of error encountered in partial dependence.

Attributes

ALL_OTHER_ERRORS	all_other_errors
COMPUTED_PERCENTILES_TOO_CLOSE	computed_percentiles_too_close
FEATURE_IS_ALL_NANS	feature_is_all_nans
FEATURE_IS_MOSTLY_ONE_VALUE	feature_is_mostly_one_value
FEATURES_ARGUMENT_INCORRECT_TYPES	features_argument_incorrect_types
ICE_PLOT_REQUESTED_FOR_TWO_WAY_PLOT	ice_plot_requested_for_two_way_partial_dependence_plot
INVALID_CLASS_LABEL	invalid_class_label_requested_for_plot
INVALID_FEATURE_TYPE	invalid_feature_type
PIPELINE_IS_BASELINE	pipeline_is_baseline
TOO_MANY_FEATURES	too_many_features
TWO_WAY_REQUESTED_FOR_DATES	two_way_requested_for_dates
UNFITTED_PIPELINE	unfitted_pipeline

Methods

name	The name of the Enum member.
value	The value of the Enum member.

name (*self*)
The name of the Enum member.

value (*self*)
The value of the Enum member.

exception evalml.exceptions.exceptions.**PipelineNotFoundError**
An exception raised when a particular pipeline is not found in automl search results.

exception evalml.exceptions.exceptions.**PipelineNotYetFittedError**
An exception to be raised when predict/predict_proba/transform is called on a pipeline without fitting first.

exception evalml.exceptions.exceptions.**PipelineScoreError**(*exceptions*, *scored_successfully*)
An exception raised when a pipeline errors while scoring any objective in a list of objectives.

Parameters

- **exceptions** (*dict*) – A dictionary mapping an objective name (str) to a tuple of the form (exception, traceback). All of the objectives that errored will be stored here.
- **scored_successfully** (*dict*) – A dictionary mapping an objective name (str) to a score value. All of the objectives that did not error will be stored here.

class evalml.exceptions.exceptions.**ValidationErrorCode**
Enum identifying the type of error encountered in holdout validation.

Attributes

INVALID_HOLDOUT_GAP_SEPARATION	invalid_holdout_gap_separation
INVALID_HOLDOUT_LENGTH	invalid_holdout_length

Methods

name	The name of the Enum member.
value	The value of the Enum member.

name (*self*)
The name of the Enum member.

value (*self*)
The value of the Enum member.

Package Contents

Classes Summary

PartialDependenceErrorCode	Enum identifying the type of error encountered in partial dependence.
ValidationErrorCode	Enum identifying the type of error encountered in holdout validation.

Exceptions Summary

—

Contents

exception evalml.exceptions.**AutoMLSearchException**
Exception raised when all pipelines in an automl batch return a score of NaN for the primary objective.

exception evalml.exceptions.**ComponentNotYetFittedError**
An exception to be raised when predict/predict_proba/transform is called on a component without fitting first.

exception evalml.exceptions.**DataCheckInitError**
Exception raised when a data check can't initialize with the parameters given.

exception evalml.exceptions.**MethodPropertyNotFoundError**
Exception to raise when a class is does not have an expected method or property.

exception evalml.exceptions.**MissingComponentError**
An exception raised when a component is not found in all_components().

exception evalml.exceptions.**NoPositiveLabelException**
Exception when a particular classification label for the 'positive' class cannot be found in the column index or unique values.

exception evalml.exceptions.**NullsInColumnWarning**
Warning thrown when there are null values in the column of interest.

exception evalml.exceptions.**ObjectiveCreationError**
Exception when get_objective tries to instantiate an objective and required args are not provided.

exception evalml.exceptions.**ObjectiveNotFoundError**
Exception to raise when specified objective does not exist.

exception evalml.exceptions.**ParameterNotUsedWarning**(*components*)
Warning thrown when a pipeline parameter isn't used in a defined pipeline's component graph during initialization.

exception evalml.exceptions.**PartialDependenceError**(*message*, *code*)
Exception raised for all errors that partial dependence can raise.

class evalml.exceptions.**PartialDependenceErrorCode**
Enum identifying the type of error encountered in partial dependence.

Attributes

ALL_OTHER_ERRORS	all_other_errors
COMPUTED_PERCENTILES_TOO_CLOSE	computed_percentiles_too_close
FEATURE_IS_ALL_NANS	feature_is_all_nans
FEATURE_IS_MOSTLY_ONE_VALUE	feature_is_mostly_one_value
FEATURES_ARGUMENT_INCORRECT_TYPES	features_argument_incorrect_types
ICE_PLOT_REQUESTED_FOR_TWO_WAY_PLOT	ice_plot_requested_for_two_way_partial_dependence_plot
INVALID_CLASS_LABEL	invalid_class_label_requested_for_plot
INVALID_FEATURE_TYPE	invalid_feature_type
PIPELINE_IS_BASELINE	pipeline_is_baseline
TOO_MANY_FEATURES	too_many_features
TWO_WAY_REQUESTED_FOR_DATES	two_way_requested_for_dates
UNFITTED_PIPELINE	unfitted_pipeline

Methods

name	The name of the Enum member.
value	The value of the Enum member.

name(*self*)
The name of the Enum member.

value(*self*)
The value of the Enum member.

exception evalml.exceptions.**PipelineNotFoundError**
An exception raised when a particular pipeline is not found in automl search results.

exception evalml.exceptions.**PipelineNotYetFittedError**
An exception to be raised when predict/predict_proba/transform is called on a pipeline without fitting first.

exception evalml.exceptions.**PipelineScoreError**(*exceptions*, *scored_successfully*)

An exception raised when a pipeline errors while scoring any objective in a list of objectives.

Parameters

- **exceptions** (*dict*) – A dictionary mapping an objective name (str) to a tuple of the form (exception, traceback). All of the objectives that errored will be stored here.
- **scored_successfully** (*dict*) – A dictionary mapping an objective name (str) to a score value. All of the objectives that did not error will be stored here.

class evalml.exceptions.**ValidationErrorCode**

Enum identifying the type of error encountered in holdout validation.

Attributes

INVALID_HOLDOUT_GAP_SEPARATION	invalid_holdout_gap_separation
INVALID_HOLDOUT_LENGTH	invalid_holdout_length

Methods

name	The name of the Enum member.
value	The value of the Enum member.

name(*self*)

The name of the Enum member.

value(*self*)

The value of the Enum member.

Model Family

Family of machine learning models.

Submodules

model_family

Enum for family of machine learning models.

Module Contents

Classes Summary

ModelFamily	Enum for family of machine learning models.

Contents

class `evalml.model_family.model_family.`**`ModelFamily`**

Enum for family of machine learning models.

Attributes

ARIMA	ARIMA model family.
BASELINE	Baseline model family.
CATBOOST	CatBoost model family.
DECISION_TREE	Decision Tree model family.
ENSEMBLE	Ensemble model family.
EXPONENTIAL_SMOOTHING	Exponential Smoothing model family.
EXTRA_TREES	Extra Trees model family.
K_NEIGHBORS	K Nearest Neighbors model family.
LIGHTGBM	LightGBM model family.
LINEAR_MODEL	Linear model family.
NONE	None
PROPHET	Prophet model family.
RANDOM_FOREST	Random Forest model family.
SVM	SVM model family.
VOWPAL_WABBIT	Vowpal Wabbit model family.
XGBOOST	XGBoost model family.

Methods

is_tree_estimator	Checks whether the estimator's model family uses trees.
name	The name of the Enum member.
value	The value of the Enum member.

`is_tree_estimator`(*self*)

Checks whether the estimator's model family uses trees.

`name`(*self*)

The name of the Enum member.

`value`(*self*)

The value of the Enum member.

utils

Utility methods for EvalML's model families.

Module Contents

Functions

handle_model_family	Handles model_family by either returning the ModelFamily or converting from a string.

Contents

evalml.model_family.utils.**handle_model_family**(*model_family*)

Handles model_family by either returning the ModelFamily or converting from a string.

Parameters **model_family** (*str or ModelFamily*) – Model type that needs to be handled.

Returns ModelFamily

Raises

- **KeyError** – If input is not a valid model family.
- **ValueError** – If input is not a string or ModelFamily object.

Package Contents

Classes Summary

ModelFamily	Enum for family of machine learning models.

Functions

handle_model_family	Handles model_family by either returning the ModelFamily or converting from a string.

Contents

evalml.model_family.**handle_model_family**(*model_family*)

Handles model_family by either returning the ModelFamily or converting from a string.

Parameters **model_family** (*str or ModelFamily*) – Model type that needs to be handled.

Returns ModelFamily

Raises

- **KeyError** – If input is not a valid model family.

- **ValueError** – If input is not a string or ModelFamily object.

class evalml.model_family.**ModelFamily**

Enum for family of machine learning models.

Attributes

ARIMA	ARIMA model family.
BASELINE	Baseline model family.
CATBOOST	CatBoost model family.
DECISION_TREE	Decision Tree model family.
ENSEMBLE	Ensemble model family.
EXPONENTIAL_SMOOTHING	Exponential Smoothing model family.
EXTRA_TREES	Extra Trees model family.
K_NEIGHBORS	K Nearest Neighbors model family.
LIGHTGBM	LightGBM model family.
LINEAR_MODEL	Linear model family.
NONE	None
PROPHET	Prophet model family.
RANDOM_FOREST	Random Forest model family.
SVM	SVM model family.
VOWPAL_WABBIT	Vowpal Wabbit model family.
XGBOOST	XGBoost model family.

Methods

is_tree_estimator	Checks whether the estimator's model family uses trees.
name	The name of the Enum member.
value	The value of the Enum member.

is_tree_estimator(*self*)

Checks whether the estimator's model family uses trees.

name(*self*)

The name of the Enum member.

value(*self*)

The value of the Enum member.

Model Understanding

Model understanding tools.

Subpackages

prediction_explanations

Prediction explanation tools.

Submodules

explainers

Prediction explanation tools.

Module Contents

Classes Summary

ExplainPredictionsStage	Enum for prediction stage.

Functions

abs_error	Computes the absolute error per data point for regression problems.
cross_entropy	Computes Cross Entropy Loss per data point for classification problems.
explain_predictions	Creates a report summarizing the top contributing features for each data point in the input features.
explain_predictions_best_worst	Creates a report summarizing the top contributing features for the best and worst points in the dataset as measured by error to true labels.

Attributes Summary

DEFAULT_METRICS

Contents

`evalml.model_understanding.prediction_explanations.explainers.`**`abs_error`**(*y_true*, *y_pred*)

Computes the absolute error per data point for regression problems.

Parameters

- **y_true** (*pd.Series*) – True labels.
- **y_pred** (*pd.Series*) – Predicted values.

Returns np.ndarray

`evalml.model_understanding.prediction_explanations.explainers.`**`cross_entropy`**(*y_true*, *y_pred_proba*)

Computes Cross Entropy Loss per data point for classification problems.

Parameters

- **y_true** (*pd.Series*) – True labels encoded as ints.
- **y_pred_proba** (*pd.DataFrame*) – Predicted probabilities. One column per class.

Returns np.ndarray

`evalml.model_understanding.prediction_explanations.explainers.`**`DEFAULT_METRICS`**

`evalml.model_understanding.prediction_explanations.explainers.`**`explain_predictions`**(*pipeline*, *input_features*, *y*, *indices_to_exp*, *top_k_featur*, *include_explai*, *include_expec*, *output_format=*, *training_data=N*, *training_target=*, *algorithm='shap*

Creates a report summarizing the top contributing features for each data point in the input features.

XGBoost models and CatBoost multiclass classifiers are not currently supported with the SHAP algorithm. To explain XGBoost model predictions, use the LIME algorithm. The LIME algorithm does not currently support any CatBoost models. For Stacked Ensemble models, the SHAP value for each input pipeline's predict function into the metalearner is used.

Parameters

- **pipeline** (*PipelineBase*) – Fitted pipeline whose predictions we want to explain with SHAP or LIME.
- **input_features** (*pd.DataFrame*) – Dataframe of input data to evaluate the pipeline on.

- **y** (*pd.Series*) – Labels for the input data.
- **indices_to_explain** (*list[int]*) – List of integer indices to explain.
- **top_k_features** (*int*) – How many of the highest/lowest contributing feature to include in the table for each data point. Default is 3.
- **include_explainer_values** (*bool*) – Whether explainer (SHAP or LIME) values should be included in the table. Default is False.
- **include_expected_value** (*bool*) – Whether the expected value should be included in the table. Default is False.
- **output_format** (*str*) – Either "text", "dict", or "dataframe". Default is "text".
- **training_data** (*pd.DataFrame, np.ndarray*) – Data the pipeline was trained on. Required and only used for time series pipelines.
- **training_target** (*pd.Series, np.ndarray*) – Targets used to train the pipeline. Required and only used for time series pipelines.
- **algorithm** (*str*) – Algorithm to use while generating top contributing features, one of "shap" or "lime". Defaults to "shap".

Returns

A report explaining the top contributing features to each prediction for each row of input_features. The report will include the feature names, prediction contribution, and explainer value (optional).

Return type str, dict, or pd.DataFrame

Raises

- **ValueError** – if input_features is empty.
- **ValueError** – if an output_format outside of "text", "dict" or "dataframe is provided.
- **ValueError** – if the requested index falls outside the input_feature's boundaries.

`evalml.model_understanding.prediction_explanations.explainers.`**`explain_predictions_best_wors`**

Creates a report summarizing the top contributing features for the best and worst points in the dataset as measured by error to true labels.

XGBoost models and CatBoost multiclass classifiers are not currently supported with the SHAP algorithm. To explain XGBoost model predictions, use the LIME algorithm. The LIME algorithm does not currently support any CatBoost models. For Stacked Ensemble models, the SHAP value for each input pipeline's predict function into the metalearner is used.

Parameters

- **pipeline** (*PipelineBase*) – Fitted pipeline whose predictions we want to explain with SHAP or LIME.
- **input_features** (*pd.DataFrame*) – Input data to evaluate the pipeline on.
- **y_true** (*pd.Series*) – True labels for the input data.
- **num_to_explain** (*int*) – How many of the best, worst, random data points to explain.
- **top_k_features** (*int*) – How many of the highest/lowest contributing feature to include in the table for each data point.
- **include_explainer_values** (*bool*) – Whether explainer (SHAP or LIME) values should be included in the table. Default is False.
- **metric** (*callable*) – The metric used to identify the best and worst points in the dataset. Function must accept the true labels and predicted value or probabilities as the only arguments and lower values must be better. By default, this will be the absolute error for regression problems and cross entropy loss for classification problems.
- **output_format** (*str*) – Either "text" or "dict". Default is "text".
- **callback** (*callable*) – Function to be called with incremental updates. Has the following parameters: - progress_stage: stage of computation - time_elapsed: total time in seconds that has elapsed since start of call
- **training_data** (*pd.DataFrame, np.ndarray*) – Data the pipeline was trained on. Required and only used for time series pipelines.
- **training_target** (*pd.Series, np.ndarray*) – Targets used to train the pipeline. Required and only used for time series pipelines.
- **algorithm** (*str*) – Algorithm to use while generating top contributing features, one of "shap" or "lime". Defaults to "shap".

Returns

A report explaining the top contributing features for the best/worst predictions in the input_features. For each of the best/worst rows of input_features, the predicted values, true labels, metric value, feature names, prediction contribution, and explainer value (optional) will be listed.

Return type str, dict, or pd.DataFrame

Raises

- **ValueError** – If input_features does not have more than twice the requested features to explain.
- **ValueError** – If y_true and input_features have mismatched lengths.
- **ValueError** – If an output_format outside of "text", "dict" or "dataframe is provided.
- **PipelineScoreError** – If the pipeline errors out while scoring.

class evalml.model_understanding.prediction_explanations.explainers.**ExplainPredictionsStage**

Enum for prediction stage.

Attributes

COMPUTE_EXPLAINER_VALUES_STAGE	compute_explainer_value_stage
COMPUTE_FEATURE_STAGE	compute_feature_stage
DONE	done
PREDICT_STAGE	predict_stage
PREPROCESSING_STAGE	preprocessing_stage

Methods

name	The name of the Enum member.
value	The value of the Enum member.

name(*self*)

The name of the Enum member.

value(*self*)

The value of the Enum member.

Package Contents

Functions

explain_predictions	Creates a report summarizing the top contributing features for each data point in the input features.
explain_predictions_best_worst	Creates a report summarizing the top contributing features for the best and worst points in the dataset as measured by error to true labels.

Contents

evalml.model_understanding.prediction_explanations.**explain_predictions**(*pipeline*, *input_features*, *y*, *indices_to_explain*, *top_k_features=3*, *include_explainer_values=Fals*
include_expected_value=False
output_format='text', *training_data=None*, *training_target=None*, *algorithm='shap'*)

Creates a report summarizing the top contributing features for each data point in the input features.

XGBoost models and CatBoost multiclass classifiers are not currently supported with the SHAP algorithm. To explain XGBoost model predictions, use the LIME algorithm. The LIME algorithm does not currently support any CatBoost models. For Stacked Ensemble models, the SHAP value for each input pipeline's predict function into the metalearner is used.

Parameters

- **pipeline** (*PipelineBase*) – Fitted pipeline whose predictions we want to explain with SHAP or LIME.
- **input_features** (*pd.DataFrame*) – Dataframe of input data to evaluate the pipeline on.
- **y** (*pd.Series*) – Labels for the input data.
- **indices_to_explain** (*list[int]*) – List of integer indices to explain.
- **top_k_features** (*int*) – How many of the highest/lowest contributing feature to include in the table for each data point. Default is 3.
- **include_explainer_values** (*bool*) – Whether explainer (SHAP or LIME) values should be included in the table. Default is False.
- **include_expected_value** (*bool*) – Whether the expected value should be included in the table. Default is False.
- **output_format** (*str*) – Either "text", "dict", or "dataframe". Default is "text".
- **training_data** (*pd.DataFrame, np.ndarray*) – Data the pipeline was trained on. Required and only used for time series pipelines.
- **training_target** (*pd.Series, np.ndarray*) – Targets used to train the pipeline. Required and only used for time series pipelines.
- **algorithm** (*str*) – Algorithm to use while generating top contributing features, one of "shap" or "lime". Defaults to "shap".

Returns

A report explaining the top contributing features to each prediction for each row of input_features. The report will include the feature names, prediction contribution, and explainer value (optional).

Return type str, dict, or pd.DataFrame

Raises

- **ValueError** – if input_features is empty.
- **ValueError** – if an output_format outside of "text", "dict" or "dataframe is provided.
- **ValueError** – if the requested index falls outside the input_feature's boundaries.

`evalml.model_understanding.prediction_explanations.`**`explain_predictions_best_worst`**(*pipeline*, *input_features*, *y_true*, *num_to_expl*, *top_k_featur*, *include_explai*, *metric=None*, *output_format=*, *callback=None*, *training_data=N*, *training_target=*, *algorithm='shap*

Creates a report summarizing the top contributing features for the best and worst points in the dataset as measured by error to true labels.

XGBoost models and CatBoost multiclass classifiers are not currently supported with the SHAP algorithm. To explain XGBoost model predictions, use the LIME algorithm. The LIME algorithm does not currently support any CatBoost models. For Stacked Ensemble models, the SHAP value for each input pipeline's predict function into the metalearner is used.

Parameters

- **pipeline** (*PipelineBase*) – Fitted pipeline whose predictions we want to explain with SHAP or LIME.
- **input_features** (*pd.DataFrame*) – Input data to evaluate the pipeline on.
- **y_true** (*pd.Series*) – True labels for the input data.
- **num_to_explain** (*int*) – How many of the best, worst, random data points to explain.
- **top_k_features** (*int*) – How many of the highest/lowest contributing feature to include in the table for each data point.
- **include_explainer_values** (*bool*) – Whether explainer (SHAP or LIME) values should be included in the table. Default is False.

- **metric** (*callable*) – The metric used to identify the best and worst points in the dataset. Function must accept the true labels and predicted value or probabilities as the only arguments and lower values must be better. By default, this will be the absolute error for regression problems and cross entropy loss for classification problems.
- **output_format** (*str*) – Either "text" or "dict". Default is "text".
- **callback** (*callable*) – Function to be called with incremental updates. Has the following parameters: - progress_stage: stage of computation - time_elapsed: total time in seconds that has elapsed since start of call
- **training_data** (*pd.DataFrame, np.ndarray*) – Data the pipeline was trained on. Required and only used for time series pipelines.
- **training_target** (*pd.Series, np.ndarray*) – Targets used to train the pipeline. Required and only used for time series pipelines.
- **algorithm** (*str*) – Algorithm to use while generating top contributing features, one of "shap" or "lime". Defaults to "shap".

Returns

A report explaining the top contributing features for the best/worst predictions in the input_features. For each of the best/worst rows of input_features, the predicted values, true labels, metric value, feature names, prediction contribution, and explainer value (optional) will be listed.

Return type str, dict, or pd.DataFrame

Raises

- **ValueError** – If input_features does not have more than twice the requested features to explain.
- **ValueError** – If y_true and input_features have mismatched lengths.
- **ValueError** – If an output_format outside of "text", "dict" or "dataframe is provided.
- **PipelineScoreError** – If the pipeline errors out while scoring.

Submodules

decision_boundary

Model Understanding for decision boundary on Binary Classification problems.

Module Contents

Functions

find_confusion_matrix_per_thresholds	Gets the confusion matrix and histogram bins for each threshold as well as the best threshold per objective. Only works with Binary Classification Pipelines.

Contents

`evalml.model_understanding.decision_boundary.find_confusion_matrix_per_thresholds`(*pipeline*, *X*, *y*, *n_bins=Non*, *top_k=5*, *to_json=Fal*)

Gets the confusion matrix and histogram bins for each threshold as well as the best threshold per objective. Only works with Binary Classification Pipelines.

Parameters

- **pipeline** (*PipelineBase*) – A fitted Binary Classification Pipeline to get the confusion matrix with.
- **X** (*pd.DataFrame*) – The input features.
- **y** (*pd.Series*) – The input target.
- **n_bins** (*int*) – The number of bins to use to calculate the threshold values. Defaults to None, which will default to using Freedman-Diaconis rule.
- **top_k** (*int*) – The maximum number of row indices per bin to include as samples. -1 includes all row indices that fall between the bins. Defaults to 5.
- **to_json** (*bool*) – Whether or not to return a json output. If False, returns the (DataFrame, dict) tuple, otherwise returns a json.

Returns

The dataframe has the actual positive histogram, actual negative histogram, the confusion matrix, and a sample of rows that fall in the bin, all for each threshold value. The threshold value, represented through the dataframe index, represents the cutoff threshold at that value. The dictionary contains the ideal threshold and score per objective, keyed by objective name. If json, returns the info for both the dataframe and dictionary as a json output.

Return type (tuple(pd.DataFrame, dict)), json)

Raises **ValueError** – If the pipeline isn't a binary classification pipeline or isn't yet fitted on data.

feature_explanations

Human Readable Pipeline Explanations.

Module Contents

Functions

get_influential_features	Finds the most influential features as well as any detrimental features from a dataframe of feature importances.
readable_explanation	Outputs a human-readable explanation of trained pipeline behavior.

Contents

`evalml.model_understanding.feature_explanations.`**`get_influential_features`**(*imp_df, max_features=5, min_importance_threshol linear_importance=False*)

Finds the most influential features as well as any detrimental features from a dataframe of feature importances.

Parameters

- **imp_df** (*pd.DataFrame*) – DataFrame containing feature names and associated importances.
- **max_features** (*int*) – The maximum number of features to include in an explanation. Defaults to 5.
- **min_importance_threshold** (*float*) – The minimum percent of total importance a single feature can have to be considered important. Defaults to 0.05.
- **linear_importance** (*bool*) – When True, negative feature importances are not considered detrimental. Defaults to False.

Returns Lists of feature names corresponding to heavily influential, somewhat influential, and detrimental features, respectively.

Return type (list, list, list)

`evalml.model_understanding.feature_explanations.`**`readable_explanation`**(*pipeline, X=None, y=None, importance_method='permutation', max_features=5, min_importance_threshold=0.0 objective='auto'*)

Outputs a human-readable explanation of trained pipeline behavior.

Parameters

- **pipeline** (*PipelineBase*) – The pipeline to explain.
- **X** (*pd.DataFrame*) – If importance_method is permutation, the holdout X data to compute importance with. Ignored otherwise.
- **y** (*pd.Series*) – The holdout y data, used to obtain the name of the target class. If importance_method is permutation, used to compute importance with.
- **importance_method** (*str*) – The method of determining feature importance. One of ["permutation", "feature"]. Defaults to "permutation".
- **max_features** (*int*) – The maximum number of influential features to include in an explanation. This does not affect the number of detrimental features reported. Defaults to 5.
- **min_importance_threshold** (*float*) – The minimum percent of total importance a single feature can have to be considered important. Defaults to 0.05.
- **objective** (*str, ObjectiveBase*) – If importance_method is permutation, the objective to compute importance with. Ignored otherwise, defaults to "auto".

Raises **ValueError** – if any arguments passed in are invalid or the pipeline is not fitted.

force_plots

Force plots.

Module Contents

Functions

force_plot	Function to generate the data required to build a force plot.
graph_force_plot	Function to generate force plots for the desired rows of the training data.

Contents

evalml.model_understanding.force_plots.**force_plot**(*pipeline*, *rows_to_explain*, *training_data*, *y*)

Function to generate the data required to build a force plot.

Parameters

- **pipeline** (*PipelineBase*) – The pipeline to generate the force plot for.
- **rows_to_explain** (*list[int]*) – A list of the indices of the training_data to explain.
- **training_data** (*pandas.DataFrame*) – The data used to train the pipeline.
- **y** (*pandas.Series*) – The target data.

Returns

list of dictionaries where each dict contains force plot data. Each dictionary entry represents the explanations for a single row.

For single row binary force plots:

[{'malignant': {'expected_value': 0.37, 'feature_names': ['worst concave points', 'worst perimeter', 'worst radius'], 'shap_values': [0.09, 0.09, 0.08], 'plot': AdditiveForceVisualizer}]

For two row binary force plots:

[{'malignant': {'expected_value': 0.37, 'feature_names': ['worst concave points', 'worst perimeter', 'worst radius'], 'shap_values': [0.09, 0.09, 0.08], 'plot': AdditiveForceVisualizer},

{'malignant': {'expected_value': 0.29, 'feature_names': ['worst concave points', 'worst perimeter', 'worst radius'], 'shap_values': [0.05, 0.03, 0.02], 'plot': AdditiveForceVisualizer}]

Return type list[dict]

Raises

- **TypeError** – If rows_to_explain is not a list.
- **TypeError** – If all values in rows_to_explain aren't integers.

`evalml.model_understanding.force_plots.graph_force_plot`(*pipeline*, *rows_to_explain*, *training_data*, *y*, *matplotlib=False*)

Function to generate force plots for the desired rows of the training data.

Parameters

- **pipeline** (*PipelineBase*) – The pipeline to generate the force plot for.
- **rows_to_explain** (*list[int]*) – A list of the indices indicating which of the rows of the training_data to explain.
- **training_data** (*pandas.DataFrame*) – The data used to train the pipeline.
- **y** (*pandas.Series*) – The target data for the pipeline.
- **matplotlib** (*bool*) – flag to display the force plot using matplotlib (outside of jupyter) Defaults to False.

Returns

The same as force_plot(), but with an additional key in each dictionary for the plot.

Return type list[dict[shap.AdditiveForceVisualizer]]

graphs

Model understanding graphing utilities.

Module Contents

Functions

binary_objective_vs_threshold	Computes objective score as a function of potential binary classification decision thresholds for a fitted binary classification pipeline.
confusion_matrix	Confusion matrix for binary and multiclass classification.
decision_tree_data_from_estimator	Return data for a fitted tree in a restructured format.
decision_tree_data_from_pipeline	Return data for a fitted pipeline in a restructured format.
get_linear_coefficients	Returns a dataframe showing the features with the greatest predictive power for a linear model.
get_prediction_vs_actual_data	Combines y_true and y_pred into a single dataframe and adds a column for outliers. Used in *graph_prediction_vs_actual()*.
get_prediction_vs_actual_over_time_data	Get the data needed for the prediction_vs_actual_over_time plot.
graph_binary_objective_vs_threshold	Generates a plot graphing objective score vs. decision thresholds for a fitted binary classification pipeline.
graph_confusion_matrix	Generate and display a confusion matrix plot.
graph_partial_dependence	Create an one-way or two-way partial dependence plot.
graph_permutation_importance	Generate a bar graph of the pipeline's permutation importance.
graph_precision_recall_curve	Generate and display a precision-recall plot.

continues on next page

Table 202 – continued from previous page

graph_prediction_vs_actual	Generate a scatter plot comparing the true and predicted values. Used for regression plotting.
graph_prediction_vs_actual_over_time	Plot the target values and predictions against time on the x-axis.
graph_roc_curve	Generate and display a Receiver Operating Characteristic (ROC) plot for binary and multiclass classification problems.
graph_t_sne	Plot high dimensional data into lower dimensional space using t-SNE.
normalize_confusion_matrix	Normalizes a confusion matrix.
partial_dependence	Calculates one or two-way partial dependence.
precision_recall_curve	Given labels and binary classifier predicted probabilities, compute and return the data representing a precision-recall curve.
roc_curve	Given labels and classifier predicted probabilities, compute and return the data representing a Receiver Operating Characteristic (ROC) curve. Works with binary or multiclass problems.
t_sne	Get the transformed output after fitting X to the embedded space using t-SNE.
visualize_decision_tree	Generate an image visualizing the decision tree.

Contents

evalml.model_understanding.graphs.**binary_objective_vs_threshold**(*pipeline, X, y, objective, steps=100*)

Computes objective score as a function of potential binary classification decision thresholds for a fitted binary classification pipeline.

Parameters

- **pipeline** (*BinaryClassificationPipeline obj*) – Fitted binary classification pipeline.
- **X** (*pd.DataFrame*) – The input data used to compute objective score.
- **y** (*pd.Series*) – The target labels.
- **objective** (*ObjectiveBase obj, str*) – Objective used to score.
- **steps** (*int*) – Number of intervals to divide and calculate objective score at.

Returns DataFrame with thresholds and the corresponding objective score calculated at each threshold.

Return type pd.DataFrame

Raises

- **ValueError** – If objective is not a binary classification objective.
- **ValueError** – If objective's *score_needs_proba* is not False.

evalml.model_understanding.graphs.**confusion_matrix**(*y_true, y_predicted, normalize_method='true'*)

Confusion matrix for binary and multiclass classification.

Parameters

- **y_true** (*pd.Series or np.ndarray*) – True binary labels.
- **y_predicted** (*pd.Series or np.ndarray*) – Predictions from a binary classifier.
- **normalize_method** (*{'true', 'pred', 'all', None}*) – Normalization method to use, if not None. Supported options are: 'true' to normalize by row, 'pred' to normalize by column, or 'all' to normalize by all values. Defaults to 'true'.

Returns Confusion matrix. The column header represents the predicted labels while row header represents the actual labels.

Return type pd.DataFrame

`evalml.model_understanding.graphs.`**`decision_tree_data_from_estimator`**(*estimator*)

Return data for a fitted tree in a restructured format.

Parameters **estimator** (*ComponentBase*) – A fitted DecisionTree-based estimator.

Returns An OrderedDict of OrderedDicts describing a tree structure.

Return type OrderedDict

Raises

- **ValueError** – If estimator is not a decision tree-based estimator.
- **NotFittedError** – If estimator is not yet fitted.

`evalml.model_understanding.graphs.`**`decision_tree_data_from_pipeline`**(*pipeline_*)

Return data for a fitted pipeline in a restructured format.

Parameters **pipeline** (*PipelineBase*) – A pipeline with a DecisionTree-based estimator.

Returns An OrderedDict of OrderedDicts describing a tree structure.

Return type OrderedDict

Raises

- **ValueError** – If estimator is not a decision tree-based estimator.
- **NotFittedError** – If estimator is not yet fitted.

`evalml.model_understanding.graphs.`**`get_linear_coefficients`**(*estimator*, *features=None*)

Returns a dataframe showing the features with the greatest predictive power for a linear model.

Parameters

- **estimator** (*Estimator*) – Fitted linear model family estimator.
- **features** (*list[str]*) – List of feature names associated with the underlying data.

Returns Displaying the features by importance.

Return type pd.DataFrame

Raises

- **ValueError** – If the model is not a linear model.
- **NotFittedError** – If the model is not yet fitted.

`evalml.model_understanding.graphs.`**`get_prediction_vs_actual_data`**(*y_true, y_pred, outlier_threshold=None*)

Combines y_true and y_pred into a single dataframe and adds a column for outliers. Used in *graph_prediction_vs_actual()*.

Parameters

- **y_true** (*pd.Series, or np.ndarray*) – The real target values of the data
- **y_pred** (*pd.Series, or np.ndarray*) – The predicted values outputted by the regression model.
- **outlier_threshold** (*int, float*) – A positive threshold for what is considered an outlier value. This value is compared to the absolute difference between each value of y_true and y_pred. Values within this threshold will be blue, otherwise they will be yellow. Defaults to None.

Returns

- *prediction*: Predicted values from regression model.
- *actual*: Real target values.
- *outlier*: Colors indicating which values are in the threshold for what is considered an outlier value.

Return type pd.DataFrame with the following columns

Raises **ValueError** – If threshold is not positive.

`evalml.model_understanding.graphs.`**`get_prediction_vs_actual_over_time_data`**(*pipeline, X, y, X_train, y_train, dates*)

Get the data needed for the prediction_vs_actual_over_time plot.

Parameters

- **pipeline** (*TimeSeriesRegressionPipeline*) – Fitted time series regression pipeline.
- **X** (*pd.DataFrame*) – Features used to generate new predictions.
- **y** (*pd.Series*) – Target values to compare predictions against.
- **X_train** (*pd.DataFrame*) – Data the pipeline was trained on.
- **y_train** (*pd.Series*) – Target values for training data.
- **dates** (*pd.Series*) – Dates corresponding to target values and predictions.

Returns Predictions vs. time.

Return type pd.DataFrame

`evalml.model_understanding.graphs.`**`graph_binary_objective_vs_threshold`**(*pipeline, X, y, objective, steps=100*)

Generates a plot graphing objective score vs. decision thresholds for a fitted binary classification pipeline.

Parameters

- **pipeline** (*PipelineBase or subclass*) – Fitted pipeline
- **X** (*pd.DataFrame*) – The input data used to score and compute scores
- **y** (*pd.Series*) – The target labels
- **objective** (*ObjectiveBase obj, str*) – Objective used to score, shown on the y-axis of the graph
- **steps** (*int*) – Number of intervals to divide and calculate objective score at

Returns plotly.Figure representing the objective score vs. threshold graph generated

evalml.model_understanding.graphs.**graph_confusion_matrix**(*y_true, y_pred, normalize_method='true', title_addition=None*)

Generate and display a confusion matrix plot.

If *normalize_method* is set, hover text will show raw count, otherwise hover text will show count normalized with method 'true'.

Parameters

- **y_true** (*pd.Series or np.ndarray*) – True binary labels.
- **y_pred** (*pd.Series or np.ndarray*) – Predictions from a binary classifier.
- **normalize_method** (*{'true', 'pred', 'all', None}*) – Normalization method to use, if not None. Supported options are: 'true' to normalize by row, 'pred' to normalize by column, or 'all' to normalize by all values. Defaults to 'true'.
- **title_addition** (*str*) – If not None, append to plot title. Defaults to None.

Returns plotly.Figure representing the confusion matrix plot generated.

evalml.model_understanding.graphs.**graph_partial_dependence**(*pipeline, X, features, class_label=None, grid_resolution=100, kind='average'*)

Create an one-way or two-way partial dependence plot.

Passing a single integer or string as features will create a one-way partial dependence plot with the feature values plotted against the partial dependence. Passing features a tuple of int/strings will create a two-way partial dependence plot with a contour of feature[0] in the y-axis, feature[1] in the x-axis and the partial dependence in the z-axis.

Parameters

- **pipeline** (*PipelineBase or subclass*) – Fitted pipeline.
- **X** (*pd.DataFrame, np.ndarray*) – The input data used to generate a grid of values for feature where partial dependence will be calculated at.
- **features** (*int, string, tuple[int or string]*) – The target feature for which to create the partial dependence plot for. If features is an int, it must be the index of the feature to use. If features is a string, it must be a valid column name in X. If features is a tuple of strings, it must contain valid column int/names in X.
- **class_label** (*string, optional*) – Name of class to plot for multiclass problems. If None, will plot the partial dependence for each class. This argument does not change behavior for regression or binary classification pipelines. For binary classification, the partial dependence for the positive label will always be displayed. Defaults to None.

- **grid_resolution** (*int*) – Number of samples of feature(s) for partial dependence plot.
- **kind** (*{'average', 'individual', 'both'}*) – Type of partial dependence to plot. 'average' creates a regular partial dependence (PD) graph, 'individual' creates an individual conditional expectation (ICE) plot, and 'both' creates a single-figure PD and ICE plot. ICE plots can only be shown for one-way partial dependence plots.

Returns figure object containing the partial dependence data for plotting

Return type plotly.graph_objects.Figure

Raises

- **PartialDependenceError** – if a graph is requested for a class name that isn't present in the pipeline.
- **PartialDependenceError** – if an ICE plot is requested for a two-way partial dependence.

evalml.model_understanding.graphs.**graph_permutation_importance**(*pipeline*, *X*, *y*, *objective*, *importance_threshold=0*)

Generate a bar graph of the pipeline's permutation importance.

Parameters

- **pipeline** (*PipelineBase or subclass*) – Fitted pipeline.
- **X** (*pd.DataFrame*) – The input data used to score and compute permutation importance.
- **y** (*pd.Series*) – The target data.
- **objective** (*str, ObjectiveBase*) – Objective to score on.
- **importance_threshold** (*float, optional*) – If provided, graph features with a permutation importance whose absolute value is larger than importance_threshold. Defaults to 0.

Returns plotly.Figure, a bar graph showing features and their respective permutation importance.

Raises **ValueError** – If importance_threshold is not greater than or equal to 0.

evalml.model_understanding.graphs.**graph_precision_recall_curve**(*y_true*, *y_pred_proba*, *title_addition=None*)

Generate and display a precision-recall plot.

Parameters

- **y_true** (*pd.Series or np.ndarray*) – True binary labels.
- **y_pred_proba** (*pd.Series or np.ndarray*) – Predictions from a binary classifier, before thresholding has been applied. Note this should be the predicted probability for the "true" label.
- **title_addition** (*str or None*) – If not None, append to plot title. Defaults to None.

Returns plotly.Figure representing the precision-recall plot generated

evalml.model_understanding.graphs.**graph_prediction_vs_actual**(*y_true*, *y_pred*, *outlier_threshold=None*)

Generate a scatter plot comparing the true and predicted values. Used for regression plotting.

Parameters

- **y_true** (*pd.Series*) – The real target values of the data.
- **y_pred** (*pd.Series*) – The predicted values outputted by the regression model.
- **outlier_threshold** (*int, float*) – A positive threshold for what is considered an outlier value. This value is compared to the absolute difference between each value of y_true and y_pred. Values within this threshold will be blue, otherwise they will be yellow. Defaults to None.

Returns plotly.Figure representing the predicted vs. actual values graph

Raises **ValueError** – If threshold is not positive.

evalml.model_understanding.graphs.**graph_prediction_vs_actual_over_time**(*pipeline, X, y, X_train, y_train, dates*)

Plot the target values and predictions against time on the x-axis.

Parameters

- **pipeline** (*TimeSeriesRegressionPipeline*) – Fitted time series regression pipeline.
- **X** (*pd.DataFrame*) – Features used to generate new predictions.
- **y** (*pd.Series*) – Target values to compare predictions against.
- **X_train** (*pd.DataFrame*) – Data the pipeline was trained on.
- **y_train** (*pd.Series*) – Target values for training data.
- **dates** (*pd.Series*) – Dates corresponding to target values and predictions.

Returns Showing the prediction vs actual over time.

Return type plotly.Figure

Raises **ValueError** – If the pipeline is not a time-series regression pipeline.

evalml.model_understanding.graphs.**graph_roc_curve**(*y_true, y_pred_proba, custom_class_names=None, title_addition=None*)

Generate and display a Receiver Operating Characteristic (ROC) plot for binary and multiclass classification problems.

Parameters

- **y_true** (*pd.Series or np.ndarray*) – True labels.
- **y_pred_proba** (*pd.Series or np.ndarray*) – Predictions from a classifier, before thresholding has been applied. Note this should a one dimensional array with the predicted probability for the "true" label in the binary case.
- **custom_class_names** (*list or None*) – If not None, custom labels for classes. Defaults to None.
- **title_addition** (*str or None*) – if not None, append to plot title. Defaults to None.

Returns plotly.Figure representing the ROC plot generated

Raises **ValueError** – If the number of custom class names does not match number of classes in the input data.

`evalml.model_understanding.graphs.graph_t_sne(X, n_components=2, perplexity=30.0, learning_rate=200.0, metric='euclidean', marker_line_width=2, marker_size=7, **kwargs)`

Plot high dimensional data into lower dimensional space using t-SNE.

Parameters

- **X** (*np.ndarray, pd.DataFrame*) – Data to be transformed. Must be numeric.
- **n_components** (*int*) – Dimension of the embedded space. Defaults to 2.
- **perplexity** (*float*) – Related to the number of nearest neighbors that is used in other manifold learning algorithms. Larger datasets usually require a larger perplexity. Consider selecting a value between 5 and 50. Defaults to 30.
- **learning_rate** (*float*) – Usually in the range [10.0, 1000.0]. If the cost function gets stuck in a bad local minimum, increasing the learning rate may help. Must be positive. Defaults to 200.
- **metric** (*str*) – The metric to use when calculating distance between instances in a feature array. The default is "euclidean" which is interpreted as the squared euclidean distance.
- **marker_line_width** (*int*) – Determines the line width of the marker boundary. Defaults to 2.
- **marker_size** (*int*) – Determines the size of the marker. Defaults to 7.
- **kwargs** – Arbitrary keyword arguments.

Returns Figure representing the transformed data.

Return type plotly.Figure

Raises **ValueError** – If marker_line_width or marker_size are not valid values.

`evalml.model_understanding.graphs.normalize_confusion_matrix(conf_mat, normalize_method='true')`

Normalizes a confusion matrix.

Parameters

- **conf_mat** (*pd.DataFrame or np.ndarray*) – Confusion matrix to normalize.
- **normalize_method** (*{'true', 'pred', 'all'}*) – Normalization method. Supported options are: 'true' to normalize by row, 'pred' to normalize by column, or 'all' to normalize by all values. Defaults to 'true'.

Returns normalized version of the input confusion matrix. The column header represents the predicted labels while row header represents the actual labels.

Return type pd.DataFrame

Raises **ValueError** – If configuration is invalid, or if the sum of a given axis is zero and normalization by axis is specified.

`evalml.model_understanding.graphs.partial_dependence(pipeline, X, features, percentiles=(0.05, 0.95), grid_resolution=100, kind='average')`

Calculates one or two-way partial dependence.

If a single integer or string is given for features, one-way partial dependence is calculated. If a tuple of two integers or strings is given, two-way partial dependence is calculated with the first feature in the y-axis and second feature in the x-axis.

Parameters

- **pipeline** (*PipelineBase or subclass*) – Fitted pipeline
- **X** (*pd.DataFrame, np.ndarray*) – The input data used to generate a grid of values for feature where partial dependence will be calculated at
- **features** (*int, string, tuple[int or string]*) – The target feature for which to create the partial dependence plot for. If features is an int, it must be the index of the feature to use. If features is a string, it must be a valid column name in X. If features is a tuple of int/strings, it must contain valid column integers/names in X.
- **percentiles** (*tuple[float]*) – The lower and upper percentile used to create the extreme values for the grid. Must be in [0, 1]. Defaults to (0.05, 0.95).
- **grid_resolution** (*int*) – Number of samples of feature(s) for partial dependence plot. If this value is less than the maximum number of categories present in categorical data within X, it will be set to the max number of categories + 1. Defaults to 100.
- **kind** (*{'average', 'individual', 'both'}*) – The type of predictions to return. 'individual' will return the predictions for all of the points in the grid for each sample in X. 'average' will return the predictions for all of the points in the grid but averaged over all of the samples in X.

Returns

When *kind='average'*: DataFrame with averaged predictions for all points in the grid averaged over all samples of X and the values used to calculate those predictions.

When *kind='individual'*: DataFrame with individual predictions for all points in the grid for each sample of X and the values used to calculate those predictions. If a two-way partial dependence is calculated, then the result is a list of DataFrames with each DataFrame representing one sample's predictions.

When *kind='both'*: A tuple consisting of the averaged predictions (in a DataFrame) over all samples of X and the individual predictions (in a list of DataFrames) for each sample of X.

In the one-way case: The dataframe will contain two columns, "feature_values" (grid points at which the partial dependence was calculated) and "partial_dependence" (the partial dependence at that feature value). For classification problems, there will be a third column called "class_label" (the class label for which the partial dependence was calculated). For binary classification, the partial dependence is only calculated for the "positive" class.

In the two-way case: The data frame will contain grid_resolution number of columns and rows where the index and column headers are the sampled values of the first and second features, respectively, used to make the partial dependence contour. The values of the data frame contain the partial dependence data for each feature value pair.

Return type pd.DataFrame, list(pd.DataFrame), or tuple(pd.DataFrame, list(pd.DataFrame))

Raises

- **ValueError** – Error during call to scikit-learn's partial dependence method.
- **Exception** – All other errors during calculation.
- **PartialDependenceError** – if the user provides a tuple of not exactly two features.
- **PartialDependenceError** – if the provided pipeline isn't fitted.

- **PartialDependenceError** – if the provided pipeline is a Baseline pipeline.
- **PartialDependenceError** – if any of the features passed in are completely NaN
- **PartialDependenceError** – if any of the features are low-variance. Defined as having one value occurring more than the upper percentile passed by the user. By default 95%.

`evalml.model_understanding.graphs.`**`precision_recall_curve`**(*y_true*, *y_pred_proba*, *pos_label_idx=- 1*)

Given labels and binary classifier predicted probabilities, compute and return the data representing a precision-recall curve.

Parameters

- **y_true** (*pd.Series or np.ndarray*) – True binary labels.
- **y_pred_proba** (*pd.Series or np.ndarray*) – Predictions from a binary classifier, before thresholding has been applied. Note this should be the predicted probability for the "true" label.
- **pos_label_idx** (*int*) – the column index corresponding to the positive class. If predicted probabilities are two-dimensional, this will be used to access the probabilities for the positive class.

Returns

Dictionary containing metrics used to generate a precision-recall plot, with the following keys:

- *precision*: Precision values.
- *recall*: Recall values.
- *thresholds*: Threshold values used to produce the precision and recall.
- *auc_score*: The area under the ROC curve.

Return type list

Raises **NoPositiveLabelException** – If predicted probabilities do not contain a column at the specified label.

`evalml.model_understanding.graphs.`**`roc_curve`**(*y_true*, *y_pred_proba*)

Given labels and classifier predicted probabilities, compute and return the data representing a Receiver Operating Characteristic (ROC) curve. Works with binary or multiclass problems.

Parameters

- **y_true** (*pd.Series or np.ndarray*) – True labels.
- **y_pred_proba** (*pd.Series or np.ndarray*) – Predictions from a classifier, before thresholding has been applied.

Returns

A list of dictionaries (with one for each class) is returned. Binary classification problems return a list with one di

Each dictionary contains metrics used to generate an ROC plot with the following keys:

- *fpr_rate*: False positive rate.
- *tpr_rate*: True positive rate.
- *threshold*: Threshold values used to produce each pair of true/false positive rates.
- *auc_score*: The area under the ROC curve.

Return type list(dict)

`evalml.model_understanding.graphs.t_sne`(*X*, *n_components=2*, *perplexity=30.0*, *learning_rate=200.0*, *metric='euclidean'*, ***kwargs*)

Get the transformed output after fitting X to the embedded space using t-SNE.

Args: X (np.ndarray, pd.DataFrame): Data to be transformed. Must be numeric. n_components (int, optional): Dimension of the embedded space. perplexity (float, optional): Related to the number of nearest neighbors that is used in other manifold learning algorithms. Larger datasets usually require a larger perplexity. Consider selecting a value between 5 and 50. learning_rate (float, optional): Usually in the range [10.0, 1000.0]. If the cost function gets stuck in a bad local minimum, increasing the learning rate may help. metric (str, optional): The metric to use when calculating distance between instances in a feature array. kwargs: Arbitrary keyword arguments.

Returns TSNE output.

Return type np.ndarray (n_samples, n_components)

Raises **ValueError** – If specified parameters are not valid values.

`evalml.model_understanding.graphs.visualize_decision_tree`(*estimator*, *max_depth=None*, *rotate=False*, *filled=False*, *filepath=None*)

Generate an image visualizing the decision tree.

Parameters

- **estimator** (*ComponentBase*) – A fitted DecisionTree-based estimator.
- **max_depth** (*int, optional*) – The depth to which the tree should be displayed. If set to None (as by default), tree is fully generated.
- **rotate** (*bool, optional*) – Orient tree left to right rather than top-down.
- **filled** (*bool, optional*) – Paint nodes to indicate majority class for classification, extremity of values for regression, or purity of node for multi-output.
- **filepath** (*str, optional*) – Path to where the graph should be saved. If set to None (as by default), the graph will not be saved.

Returns DOT object that can be directly displayed in Jupyter notebooks.

Return type graphviz.Source

Raises

- **ValueError** – If estimator is not a decision tree-based estimator.
- **NotFittedError** – If estimator is not yet fitted.

permutation_importance

Permutation importance methods.

Module Contents

Functions

calculate_permutation_importance	Calculates permutation importance for features.
calculate_permutation_importance_one_col	Calculates permutation importance for one column in the original dataframe.

Contents

evalml.model_understanding.permutation_importance.**calculate_permutation_importance**(*pipeline*, *X*, *y*, *objective*, *n_repeats=*, *n_jobs=No*, *random_seed=*)

Calculates permutation importance for features.

Parameters

- **pipeline** (*PipelineBase or subclass*) – Fitted pipeline.
- **X** (*pd.DataFrame*) – The input data used to score and compute permutation importance.
- **y** (*pd.Series*) – The target data.
- **objective** (*str, ObjectiveBase*) – Objective to score on.
- **n_repeats** (*int*) – Number of times to permute a feature. Defaults to 5.
- **n_jobs** (*int or None*) – Non-negative integer describing level of parallelism used for pipelines. None and 1 are equivalent. If set to -1, all CPUs are used. For n_jobs below -1, (n_cpus + 1 + n_jobs) are used. Defaults to None.
- **random_seed** (*int*) – Seed for the random number generator. Defaults to 0.

Returns Mean feature importance scores over a number of shuffles.

Return type pd.DataFrame

Raises **ValueError** – If objective cannot be used with the given pipeline.

evalml.model_understanding.permutation_importance.**calculate_permutation_importance_one_colu**

Calculates permutation importance for one column in the original dataframe.

Parameters

- **pipeline** (*PipelineBase or subclass*) – Fitted pipeline.
- **X** (*pd.DataFrame*) – The input data used to score and compute permutation importance.
- **y** (*pd.Series*) – The target data.
- **col_name** (*str, int*) – The column in X to calculate permutation importance for.
- **objective** (*str, ObjectiveBase*) – Objective to score on.
- **n_repeats** (*int*) – Number of times to permute a feature. Defaults to 5.
- **fast** (*bool*) – Whether to use the fast method of calculating the permutation importance or not. Defaults to True.
- **precomputed_features** (*pd.DataFrame*) – Precomputed features necessary to calculate permutation importance using the fast method. Defaults to None.
- **random_seed** (*int*) – Seed for the random number generator. Defaults to 0.

Returns Mean feature importance scores over a number of shuffles.

Return type float

Raises

- **ValueError** – If pipeline does not support fast permutation importance calculation.
- **ValueError** – If precomputed_features is None.

Package Contents

Functions

binary_objective_vs_threshold	Computes objective score as a function of potential binary classification decision thresholds for a fitted binary classification pipeline.
calculate_permutation_importance	Calculates permutation importance for features.
calculate_permutation_importance_one_column	Calculates permutation importance for one column in the original dataframe.

continues on next page

Table 204 – continued from previous page

confusion_matrix	Confusion matrix for binary and multiclass classification.
explain_predictions	Creates a report summarizing the top contributing features for each data point in the input features.
explain_predictions_best_worst	Creates a report summarizing the top contributing features for the best and worst points in the dataset as measured by error to true labels.
find_confusion_matrix_per_thresholds	Gets the confusion matrix and histogram bins for each threshold as well as the best threshold per objective. Only works with Binary Classification Pipelines.
get_influential_features	Finds the most influential features as well as any detrimental features from a dataframe of feature importances.
get_linear_coefficients	Returns a dataframe showing the features with the greatest predictive power for a linear model.
get_prediction_vs_actual_data	Combines y_true and y_pred into a single dataframe and adds a column for outliers. Used in *graph_prediction_vs_actual()*.
get_prediction_vs_actual_over_time_data	Get the data needed for the prediction_vs_actual_over_time plot.
graph_binary_objective_vs_threshold	Generates a plot graphing objective score vs. decision thresholds for a fitted binary classification pipeline.
graph_confusion_matrix	Generate and display a confusion matrix plot.
graph_partial_dependence	Create an one-way or two-way partial dependence plot.
graph_permutation_importance	Generate a bar graph of the pipeline's permutation importance.
graph_precision_recall_curve	Generate and display a precision-recall plot.
graph_prediction_vs_actual	Generate a scatter plot comparing the true and predicted values. Used for regression plotting.
graph_prediction_vs_actual_over_time	Plot the target values and predictions against time on the x-axis.
graph_roc_curve	Generate and display a Receiver Operating Characteristic (ROC) plot for binary and multiclass classification problems.
graph_t_sne	Plot high dimensional data into lower dimensional space using t-SNE.
normalize_confusion_matrix	Normalizes a confusion matrix.
partial_dependence	Calculates one or two-way partial dependence.
precision_recall_curve	Given labels and binary classifier predicted probabilities, compute and return the data representing a precision-recall curve.
readable_explanation	Outputs a human-readable explanation of trained pipeline behavior.
roc_curve	Given labels and classifier predicted probabilities, compute and return the data representing a Receiver Operating Characteristic (ROC) curve. Works with binary or multiclass problems.
t_sne	Get the transformed output after fitting X to the embedded space using t-SNE.

Contents

`evalml.model_understanding.`**`binary_objective_vs_threshold`**(*pipeline, X, y, objective, steps=100*)

Computes objective score as a function of potential binary classification decision thresholds for a fitted binary classification pipeline.

Parameters

- **pipeline** (*BinaryClassificationPipeline obj*) – Fitted binary classification pipeline.
- **X** (*pd.DataFrame*) – The input data used to compute objective score.
- **y** (*pd.Series*) – The target labels.
- **objective** (*ObjectiveBase obj, str*) – Objective used to score.
- **steps** (*int*) – Number of intervals to divide and calculate objective score at.

Returns DataFrame with thresholds and the corresponding objective score calculated at each threshold.

Return type pd.DataFrame

Raises

- **ValueError** – If objective is not a binary classification objective.
- **ValueError** – If objective's *score_needs_proba* is not False.

`evalml.model_understanding.`**`calculate_permutation_importance`**(*pipeline, X, y, objective, n_repeats=5, n_jobs=None, random_seed=0*)

Calculates permutation importance for features.

Parameters

- **pipeline** (*PipelineBase or subclass*) – Fitted pipeline.
- **X** (*pd.DataFrame*) – The input data used to score and compute permutation importance.
- **y** (*pd.Series*) – The target data.
- **objective** (*str, ObjectiveBase*) – Objective to score on.
- **n_repeats** (*int*) – Number of times to permute a feature. Defaults to 5.
- **n_jobs** (*int or None*) – Non-negative integer describing level of parallelism used for pipelines. None and 1 are equivalent. If set to -1, all CPUs are used. For n_jobs below -1, (n_cpus + 1 + n_jobs) are used. Defaults to None.
- **random_seed** (*int*) – Seed for the random number generator. Defaults to 0.

Returns Mean feature importance scores over a number of shuffles.

Return type pd.DataFrame

Raises **ValueError** – If objective cannot be used with the given pipeline.

evalml.model_understanding.**calculate_permutation_importance_one_column**(*pipeline, X, y, col_name, objective, n_repeats=5, fast=True, precomputed_features=None, random_seed=0*)

Calculates permutation importance for one column in the original dataframe.

Parameters

- **pipeline** (*PipelineBase or subclass*) – Fitted pipeline.
- **X** (*pd.DataFrame*) – The input data used to score and compute permutation importance.
- **y** (*pd.Series*) – The target data.
- **col_name** (*str, int*) – The column in X to calculate permutation importance for.
- **objective** (*str, ObjectiveBase*) – Objective to score on.
- **n_repeats** (*int*) – Number of times to permute a feature. Defaults to 5.
- **fast** (*bool*) – Whether to use the fast method of calculating the permutation importance or not. Defaults to True.
- **precomputed_features** (*pd.DataFrame*) – Precomputed features necessary to calculate permutation importance using the fast method. Defaults to None.
- **random_seed** (*int*) – Seed for the random number generator. Defaults to 0.

Returns Mean feature importance scores over a number of shuffles.

Return type float

Raises

- **ValueError** – If pipeline does not support fast permutation importance calculation.
- **ValueError** – If precomputed_features is None.

evalml.model_understanding.**confusion_matrix**(*y_true, y_predicted, normalize_method='true'*)

Confusion matrix for binary and multiclass classification.

Parameters

- **y_true** (*pd.Series or np.ndarray*) – True binary labels.
- **y_predicted** (*pd.Series or np.ndarray*) – Predictions from a binary classifier.
- **normalize_method** (*{'true', 'pred', 'all', None}*) – Normalization method to use, if not None. Supported options are: 'true' to normalize by row, 'pred' to normalize by column, or 'all' to normalize by all values. Defaults to 'true'.

Returns Confusion matrix. The column header represents the predicted labels while row header represents the actual labels.

Return type pd.DataFrame

`evalml.model_understanding.`**`explain_predictions`**(*pipeline*, *input_features*, *y*, *indices_to_explain*, *top_k_features=3*, *include_explainer_values=False*, *include_expected_value=False*, *output_format='text'*, *training_data=None*, *training_target=None*, *algorithm='shap'*)

Creates a report summarizing the top contributing features for each data point in the input features.

XGBoost models and CatBoost multiclass classifiers are not currently supported with the SHAP algorithm. To explain XGBoost model predictions, use the LIME algorithm. The LIME algorithm does not currently support any CatBoost models. For Stacked Ensemble models, the SHAP value for each input pipeline's predict function into the metalearner is used.

Parameters

- **pipeline** (*PipelineBase*) – Fitted pipeline whose predictions we want to explain with SHAP or LIME.
- **input_features** (*pd.DataFrame*) – Dataframe of input data to evaluate the pipeline on.
- **y** (*pd.Series*) – Labels for the input data.
- **indices_to_explain** (*list[int]*) – List of integer indices to explain.
- **top_k_features** (*int*) – How many of the highest/lowest contributing feature to include in the table for each data point. Default is 3.
- **include_explainer_values** (*bool*) – Whether explainer (SHAP or LIME) values should be included in the table. Default is False.
- **include_expected_value** (*bool*) – Whether the expected value should be included in the table. Default is False.
- **output_format** (*str*) – Either "text", "dict", or "dataframe". Default is "text".
- **training_data** (*pd.DataFrame, np.ndarray*) – Data the pipeline was trained on. Required and only used for time series pipelines.
- **training_target** (*pd.Series, np.ndarray*) – Targets used to train the pipeline. Required and only used for time series pipelines.
- **algorithm** (*str*) – Algorithm to use while generating top contributing features, one of "shap" or "lime". Defaults to "shap".

Returns

A report explaining the top contributing features to each prediction for each row of input_features. The report will include the feature names, prediction contribution, and explainer value (optional).

Return type str, dict, or pd.DataFrame

Raises

- **ValueError** – if input_features is empty.
- **ValueError** – if an output_format outside of "text", "dict" or "dataframe is provided.
- **ValueError** – if the requested index falls outside the input_feature's boundaries.

`evalml.model_understanding.`**`explain_predictions_best_worst`**(*pipeline, input_features, y_true, num_to_explain=5, top_k_features=3, include_explainer_values=False, metric=None, output_format='text', callback=None, training_data=None, training_target=None, algorithm='shap'*)

Creates a report summarizing the top contributing features for the best and worst points in the dataset as measured by error to true labels.

XGBoost models and CatBoost multiclass classifiers are not currently supported with the SHAP algorithm. To explain XGBoost model predictions, use the LIME algorithm. The LIME algorithm does not currently support any CatBoost models. For Stacked Ensemble models, the SHAP value for each input pipeline's predict function into the metalearner is used.

Parameters

- **pipeline** (*PipelineBase*) – Fitted pipeline whose predictions we want to explain with SHAP or LIME.
- **input_features** (*pd.DataFrame*) – Input data to evaluate the pipeline on.
- **y_true** (*pd.Series*) – True labels for the input data.
- **num_to_explain** (*int*) – How many of the best, worst, random data points to explain.
- **top_k_features** (*int*) – How many of the highest/lowest contributing feature to include in the table for each data point.
- **include_explainer_values** (*bool*) – Whether explainer (SHAP or LIME) values should be included in the table. Default is False.
- **metric** (*callable*) – The metric used to identify the best and worst points in the dataset. Function must accept the true labels and predicted value or probabilities as the only arguments and lower values must be better. By default, this will be the absolute error for regression problems and cross entropy loss for classification problems.
- **output_format** (*str*) – Either "text" or "dict". Default is "text".
- **callback** (*callable*) – Function to be called with incremental updates. Has the following parameters: - progress_stage: stage of computation - time_elapsed: total time in seconds that has elapsed since start of call
- **training_data** (*pd.DataFrame, np.ndarray*) – Data the pipeline was trained on. Required and only used for time series pipelines.
- **training_target** (*pd.Series, np.ndarray*) – Targets used to train the pipeline. Required and only used for time series pipelines.
- **algorithm** (*str*) – Algorithm to use while generating top contributing features, one of "shap" or "lime". Defaults to "shap".

Returns

A report explaining the top contributing features for the best/worst predictions in the input_features. For each of the best/worst rows of input_features, the predicted values, true labels, metric value, feature names, prediction contribution, and explainer value (optional) will be listed.

Return type str, dict, or pd.DataFrame

Raises

- **ValueError** – If input_features does not have more than twice the requested features to explain.
- **ValueError** – If y_true and input_features have mismatched lengths.
- **ValueError** – If an output_format outside of "text", "dict" or "dataframe is provided.
- **PipelineScoreError** – If the pipeline errors out while scoring.

evalml.model_understanding.**find_confusion_matrix_per_thresholds**(*pipeline*, *X*, *y*, *n_bins=None*, *top_k=5*, *to_json=False*)

Gets the confusion matrix and histogram bins for each threshold as well as the best threshold per objective. Only works with Binary Classification Pipelines.

Parameters

- **pipeline** (*PipelineBase*) – A fitted Binary Classification Pipeline to get the confusion matrix with.
- **X** (*pd.DataFrame*) – The input features.
- **y** (*pd.Series*) – The input target.
- **n_bins** (*int*) – The number of bins to use to calculate the threshold values. Defaults to None, which will default to using Freedman-Diaconis rule.
- **top_k** (*int*) – The maximum number of row indices per bin to include as samples. -1 includes all row indices that fall between the bins. Defaults to 5.
- **to_json** (*bool*) – Whether or not to return a json output. If False, returns the (DataFrame, dict) tuple, otherwise returns a json.

Returns

The dataframe has the actual positive histogram, actual negative histogram, the confusion matrix, and a sample of rows that fall in the bin, all for each threshold value. The threshold value, represented through the dataframe index, represents the cutoff threshold at that value. The dictionary contains the ideal threshold and score per objective, keyed by objective name. If json, returns the info for both the dataframe and dictionary as a json output.

Return type (tuple(pd.DataFrame, dict)), json)

Raises **ValueError** – If the pipeline isn't a binary classification pipeline or isn't yet fitted on data.

evalml.model_understanding.**get_influential_features**(*imp_df*, *max_features=5*, *min_importance_threshold=0.05*, *linear_importance=False*)

Finds the most influential features as well as any detrimental features from a dataframe of feature importances.

Parameters

- **imp_df** (*pd.DataFrame*) – DataFrame containing feature names and associated importances.
- **max_features** (*int*) – The maximum number of features to include in an explanation. Defaults to 5.
- **min_importance_threshold** (*float*) – The minimum percent of total importance a single feature can have to be considered important. Defaults to 0.05.

- **linear_importance** (*bool*) – When True, negative feature importances are not considered detrimental. Defaults to False.

Returns Lists of feature names corresponding to heavily influential, somewhat influential, and detrimental features, respectively.

Return type (list, list, list)

evalml.model_understanding.**get_linear_coefficients**(*estimator*, *features=None*)

Returns a dataframe showing the features with the greatest predictive power for a linear model.

Parameters

- **estimator** (*Estimator*) – Fitted linear model family estimator.
- **features** (*list[str]*) – List of feature names associated with the underlying data.

Returns Displaying the features by importance.

Return type pd.DataFrame

Raises

- **ValueError** – If the model is not a linear model.
- **NotFittedError** – If the model is not yet fitted.

evalml.model_understanding.**get_prediction_vs_actual_data**(*y_true*, *y_pred*, *outlier_threshold=None*)

Combines y_true and y_pred into a single dataframe and adds a column for outliers. Used in *graph_prediction_vs_actual()*.

Parameters

- **y_true** (*pd.Series, or np.ndarray*) – The real target values of the data
- **y_pred** (*pd.Series, or np.ndarray*) – The predicted values outputted by the regression model.
- **outlier_threshold** (*int, float*) – A positive threshold for what is considered an outlier value. This value is compared to the absolute difference between each value of y_true and y_pred. Values within this threshold will be blue, otherwise they will be yellow. Defaults to None.

Returns

- *prediction*: Predicted values from regression model.
- *actual*: Real target values.
- *outlier*: Colors indicating which values are in the threshold for what is considered an outlier value.

Return type pd.DataFrame with the following columns

Raises **ValueError** – If threshold is not positive.

evalml.model_understanding.**get_prediction_vs_actual_over_time_data**(*pipeline*, *X*, *y*, *X_train*, *y_train*, *dates*)

Get the data needed for the prediction_vs_actual_over_time plot.

Parameters

- **pipeline** (*TimeSeriesRegressionPipeline*) – Fitted time series regression pipeline.
- **X** (*pd.DataFrame*) – Features used to generate new predictions.
- **y** (*pd.Series*) – Target values to compare predictions against.
- **X_train** (*pd.DataFrame*) – Data the pipeline was trained on.
- **y_train** (*pd.Series*) – Target values for training data.
- **dates** (*pd.Series*) – Dates corresponding to target values and predictions.

Returns Predictions vs. time.

Return type pd.DataFrame

evalml.model_understanding.**graph_binary_objective_vs_threshold**(*pipeline, X, y, objective, steps=100*)

Generates a plot graphing objective score vs. decision thresholds for a fitted binary classification pipeline.

Parameters

- **pipeline** (*PipelineBase or subclass*) – Fitted pipeline
- **X** (*pd.DataFrame*) – The input data used to score and compute scores
- **y** (*pd.Series*) – The target labels
- **objective** (*ObjectiveBase obj, str*) – Objective used to score, shown on the y-axis of the graph
- **steps** (*int*) – Number of intervals to divide and calculate objective score at

Returns plotly.Figure representing the objective score vs. threshold graph generated

evalml.model_understanding.**graph_confusion_matrix**(*y_true, y_pred, normalize_method='true', title_addition=None*)

Generate and display a confusion matrix plot.

If *normalize_method* is set, hover text will show raw count, otherwise hover text will show count normalized with method 'true'.

Parameters

- **y_true** (*pd.Series or np.ndarray*) – True binary labels.
- **y_pred** (*pd.Series or np.ndarray*) – Predictions from a binary classifier.
- **normalize_method** (*{'true', 'pred', 'all', None}*) – Normalization method to use, if not None. Supported options are: 'true' to normalize by row, 'pred' to normalize by column, or 'all' to normalize by all values. Defaults to 'true'.
- **title_addition** (*str*) – If not None, append to plot title. Defaults to None.

Returns plotly.Figure representing the confusion matrix plot generated.

evalml.model_understanding.**graph_partial_dependence**(*pipeline, X, features, class_label=None, grid_resolution=100, kind='average'*)

Create an one-way or two-way partial dependence plot.

Passing a single integer or string as features will create a one-way partial dependence plot with the feature values plotted against the partial dependence. Passing features a tuple of int/strings will create a two-way partial

dependence plot with a contour of feature[0] in the y-axis, feature[1] in the x-axis and the partial dependence in the z-axis.

Parameters

- **pipeline** (*PipelineBase or subclass*) – Fitted pipeline.
- **X** (*pd.DataFrame, np.ndarray*) – The input data used to generate a grid of values for feature where partial dependence will be calculated at.
- **features** (*int, string, tuple[int or string]*) – The target feature for which to create the partial dependence plot for. If features is an int, it must be the index of the feature to use. If features is a string, it must be a valid column name in X. If features is a tuple of strings, it must contain valid column int/names in X.
- **class_label** (*string, optional*) – Name of class to plot for multiclass problems. If None, will plot the partial dependence for each class. This argument does not change behavior for regression or binary classification pipelines. For binary classification, the partial dependence for the positive label will always be displayed. Defaults to None.
- **grid_resolution** (*int*) – Number of samples of feature(s) for partial dependence plot.
- **kind** (*{'average', 'individual', 'both'}*) – Type of partial dependence to plot. 'average' creates a regular partial dependence (PD) graph, 'individual' creates an individual conditional expectation (ICE) plot, and 'both' creates a single-figure PD and ICE plot. ICE plots can only be shown for one-way partial dependence plots.

Returns figure object containing the partial dependence data for plotting

Return type plotly.graph_objects.Figure

Raises

- **PartialDependenceError** – if a graph is requested for a class name that isn't present in the pipeline.
- **PartialDependenceError** – if an ICE plot is requested for a two-way partial dependence.

evalml.model_understanding.**graph_permutation_importance**(*pipeline, X, y, objective, importance_threshold=0*)

Generate a bar graph of the pipeline's permutation importance.

Parameters

- **pipeline** (*PipelineBase or subclass*) – Fitted pipeline.
- **X** (*pd.DataFrame*) – The input data used to score and compute permutation importance.
- **y** (*pd.Series*) – The target data.
- **objective** (*str, ObjectiveBase*) – Objective to score on.
- **importance_threshold** (*float, optional*) – If provided, graph features with a permutation importance whose absolute value is larger than importance_threshold. Defaults to 0.

Returns plotly.Figure, a bar graph showing features and their respective permutation importance.

Raises **ValueError** – If importance_threshold is not greater than or equal to 0.

evalml.model_understanding.**graph_precision_recall_curve**(*y_true, y_pred_proba, title_addition=None*)

Generate and display a precision-recall plot.

Parameters

- **y_true** (*pd.Series or np.ndarray*) – True binary labels.
- **y_pred_proba** (*pd.Series or np.ndarray*) – Predictions from a binary classifier, before thresholding has been applied. Note this should be the predicted probability for the "true" label.
- **title_addition** (*str or None*) – If not None, append to plot title. Defaults to None.

Returns plotly.Figure representing the precision-recall plot generated

evalml.model_understanding.**graph_prediction_vs_actual**(*y_true*, *y_pred*, *outlier_threshold=None*)

Generate a scatter plot comparing the true and predicted values. Used for regression plotting.

Parameters

- **y_true** (*pd.Series*) – The real target values of the data.
- **y_pred** (*pd.Series*) – The predicted values outputted by the regression model.
- **outlier_threshold** (*int, float*) – A positive threshold for what is considered an outlier value. This value is compared to the absolute difference between each value of y_true and y_pred. Values within this threshold will be blue, otherwise they will be yellow. Defaults to None.

Returns plotly.Figure representing the predicted vs. actual values graph

Raises **ValueError** – If threshold is not positive.

evalml.model_understanding.**graph_prediction_vs_actual_over_time**(*pipeline*, *X*, *y*, *X_train*, *y_train*, *dates*)

Plot the target values and predictions against time on the x-axis.

Parameters

- **pipeline** (*TimeSeriesRegressionPipeline*) – Fitted time series regression pipeline.
- **X** (*pd.DataFrame*) – Features used to generate new predictions.
- **y** (*pd.Series*) – Target values to compare predictions against.
- **X_train** (*pd.DataFrame*) – Data the pipeline was trained on.
- **y_train** (*pd.Series*) – Target values for training data.
- **dates** (*pd.Series*) – Dates corresponding to target values and predictions.

Returns Showing the prediction vs actual over time.

Return type plotly.Figure

Raises **ValueError** – If the pipeline is not a time-series regression pipeline.

evalml.model_understanding.**graph_roc_curve**(*y_true*, *y_pred_proba*, *custom_class_names=None*, *title_addition=None*)

Generate and display a Receiver Operating Characteristic (ROC) plot for binary and multiclass classification problems.

Parameters

- **y_true** (*pd.Series or np.ndarray*) – True labels.

- **y_pred_proba** (*pd.Series or np.ndarray*) – Predictions from a classifier, before thresholding has been applied. Note this should a one dimensional array with the predicted probability for the "true" label in the binary case.
- **custom_class_names** (*list or None*) – If not None, custom labels for classes. Defaults to None.
- **title_addition** (*str or None*) – if not None, append to plot title. Defaults to None.

Returns plotly.Figure representing the ROC plot generated

Raises **ValueError** – If the number of custom class names does not match number of classes in the input data.

evalml.model_understanding.**graph_t_sne**(*X*, *n_components=2*, *perplexity=30.0*, *learning_rate=200.0*, *metric='euclidean'*, *marker_line_width=2*, *marker_size=7*, ***kwargs*)

Plot high dimensional data into lower dimensional space using t-SNE.

Parameters

- **X** (*np.ndarray, pd.DataFrame*) – Data to be transformed. Must be numeric.
- **n_components** (*int*) – Dimension of the embedded space. Defaults to 2.
- **perplexity** (*float*) – Related to the number of nearest neighbors that is used in other manifold learning algorithms. Larger datasets usually require a larger perplexity. Consider selecting a value between 5 and 50. Defaults to 30.
- **learning_rate** (*float*) – Usually in the range [10.0, 1000.0]. If the cost function gets stuck in a bad local minimum, increasing the learning rate may help. Must be positive. Defaults to 200.
- **metric** (*str*) – The metric to use when calculating distance between instances in a feature array. The default is "euclidean" which is interpreted as the squared euclidean distance.
- **marker_line_width** (*int*) – Determines the line width of the marker boundary. Defaults to 2.
- **marker_size** (*int*) – Determines the size of the marker. Defaults to 7.
- **kwargs** – Arbitrary keyword arguments.

Returns Figure representing the transformed data.

Return type plotly.Figure

Raises **ValueError** – If marker_line_width or marker_size are not valid values.

evalml.model_understanding.**normalize_confusion_matrix**(*conf_mat*, *normalize_method='true'*)

Normalizes a confusion matrix.

Parameters

- **conf_mat** (*pd.DataFrame or np.ndarray*) – Confusion matrix to normalize.
- **normalize_method** (*{'true', 'pred', 'all'}*) – Normalization method. Supported options are: 'true' to normalize by row, 'pred' to normalize by column, or 'all' to normalize by all values. Defaults to 'true'.

Returns normalized version of the input confusion matrix. The column header represents the predicted labels while row header represents the actual labels.

Return type pd.DataFrame

Raises **ValueError** – If configuration is invalid, or if the sum of a given axis is zero and normalization by axis is specified.

evalml.model_understanding.**partial_dependence**(*pipeline*, *X*, *features*, *percentiles=(0.05, 0.95)*, *grid_resolution=100*, *kind='average'*)

Calculates one or two-way partial dependence.

If a single integer or string is given for features, one-way partial dependence is calculated. If a tuple of two integers or strings is given, two-way partial dependence is calculated with the first feature in the y-axis and second feature in the x-axis.

Parameters

- **pipeline** (*PipelineBase or subclass*) – Fitted pipeline
- **X** (*pd.DataFrame, np.ndarray*) – The input data used to generate a grid of values for feature where partial dependence will be calculated at
- **features** (*int, string, tuple[int or string]*) – The target feature for which to create the partial dependence plot for. If features is an int, it must be the index of the feature to use. If features is a string, it must be a valid column name in X. If features is a tuple of int/strings, it must contain valid column integers/names in X.
- **percentiles** (*tuple[float]*) – The lower and upper percentile used to create the extreme values for the grid. Must be in [0, 1]. Defaults to (0.05, 0.95).
- **grid_resolution** (*int*) – Number of samples of feature(s) for partial dependence plot. If this value is less than the maximum number of categories present in categorical data within X, it will be set to the max number of categories + 1. Defaults to 100.
- **kind** (*{'average', 'individual', 'both'}*) – The type of predictions to return. 'individual' will return the predictions for all of the points in the grid for each sample in X. 'average' will return the predictions for all of the points in the grid but averaged over all of the samples in X.

Returns

When *kind='average'*: DataFrame with averaged predictions for all points in the grid averaged over all samples of X and the values used to calculate those predictions.

When *kind='individual'*: DataFrame with individual predictions for all points in the grid for each sample of X and the values used to calculate those predictions. If a two-way partial dependence is calculated, then the result is a list of DataFrames with each DataFrame representing one sample's predictions.

When *kind='both'*: A tuple consisting of the averaged predictions (in a DataFrame) over all samples of X and the individual predictions (in a list of DataFrames) for each sample of X.

In the one-way case: The dataframe will contain two columns, "feature_values" (grid points at which the partial dependence was calculated) and "partial_dependence" (the partial dependence at that feature value). For classification problems, there will be a third column called "class_label" (the class label for which the partial dependence was calculated). For binary classification, the partial dependence is only calculated for the "positive" class.

In the two-way case: The data frame will contain grid_resolution number of columns and rows where the index and column headers are the sampled values of the first and second features, respectively, used to make the partial dependence contour. The values of the data frame contain the partial dependence data for each feature value pair.

Return type pd.DataFrame, list(pd.DataFrame), or tuple(pd.DataFrame, list(pd.DataFrame))

Raises

- **ValueError** – Error during call to scikit-learn's partial dependence method.
- **Exception** – All other errors during calculation.
- **PartialDependenceError** – if the user provides a tuple of not exactly two features.
- **PartialDependenceError** – if the provided pipeline isn't fitted.
- **PartialDependenceError** – if the provided pipeline is a Baseline pipeline.
- **PartialDependenceError** – if any of the features passed in are completely NaN
- **PartialDependenceError** – if any of the features are low-variance. Defined as having one value occurring more than the upper percentile passed by the user. By default 95%.

evalml.model_understanding.**precision_recall_curve**(*y_true*, *y_pred_proba*, *pos_label_idx=- 1*)

Given labels and binary classifier predicted probabilities, compute and return the data representing a precision-recall curve.

Parameters

- **y_true** (*pd.Series or np.ndarray*) – True binary labels.
- **y_pred_proba** (*pd.Series or np.ndarray*) – Predictions from a binary classifier, before thresholding has been applied. Note this should be the predicted probability for the "true" label.
- **pos_label_idx** (*int*) – the column index corresponding to the positive class. If predicted probabilities are two-dimensional, this will be used to access the probabilities for the positive class.

Returns

Dictionary containing metrics used to generate a precision-recall plot, with the following keys:

- *precision*: Precision values.
- *recall*: Recall values.
- *thresholds*: Threshold values used to produce the precision and recall.
- *auc_score*: The area under the ROC curve.

Return type list

Raises **NoPositiveLabelException** – If predicted probabilities do not contain a column at the specified label.

evalml.model_understanding.**readable_explanation**(*pipeline*, *X=None*, *y=None*, *importance_method='permutation'*, *max_features=5*, *min_importance_threshold=0.05*, *objective='auto'*)

Outputs a human-readable explanation of trained pipeline behavior.

Parameters

- **pipeline** (*PipelineBase*) – The pipeline to explain.
- **X** (*pd.DataFrame*) – If importance_method is permutation, the holdout X data to compute importance with. Ignored otherwise.
- **y** (*pd.Series*) – The holdout y data, used to obtain the name of the target class. If importance_method is permutation, used to compute importance with.

- **importance_method** (*str*) – The method of determining feature importance. One of ["permutation", "feature"]. Defaults to "permutation".
- **max_features** (*int*) – The maximum number of influential features to include in an explanation. This does not affect the number of detrimental features reported. Defaults to 5.
- **min_importance_threshold** (*float*) – The minimum percent of total importance a single feature can have to be considered important. Defaults to 0.05.
- **objective** (*str, ObjectiveBase*) – If importance_method is permutation, the objective to compute importance with. Ignored otherwise, defaults to "auto".

Raises **ValueError** – if any arguments passed in are invalid or the pipeline is not fitted.

`evalml.model_understanding.`**`roc_curve`**(*y_true*, *y_pred_proba*)

Given labels and classifier predicted probabilities, compute and return the data representing a Receiver Operating Characteristic (ROC) curve. Works with binary or multiclass problems.

Parameters

- **y_true** (*pd.Series or np.ndarray*) – True labels.
- **y_pred_proba** (*pd.Series or np.ndarray*) – Predictions from a classifier, before thresholding has been applied.

Returns

A list of dictionaries (with one for each class) is returned. Binary classification problems return a list with one di

Each dictionary contains metrics used to generate an ROC plot with the following keys:

- *fpr_rate*: False positive rate.
- *tpr_rate*: True positive rate.
- *threshold*: Threshold values used to produce each pair of true/false positive rates.
- *auc_score*: The area under the ROC curve.

Return type list(dict)

`evalml.model_understanding.`**`t_sne`**(*X*, *n_components=2*, *perplexity=30.0*, *learning_rate=200.0*, *metric='euclidean'*, ***kwargs*)

Get the transformed output after fitting X to the embedded space using t-SNE.

Args: X (np.ndarray, pd.DataFrame): Data to be transformed. Must be numeric. n_components (int, optional): Dimension of the embedded space. perplexity (float, optional): Related to the number of nearest neighbors that is used in other manifold learning algorithms. Larger datasets usually require a larger perplexity. Consider selecting a value between 5 and 50. learning_rate (float, optional): Usually in the range [10.0, 1000.0]. If the cost function gets stuck in a bad local minimum, increasing the learning rate may help. metric (str, optional): The metric to use when calculating distance between instances in a feature array. kwargs: Arbitrary keyword arguments.

Returns TSNE output.

Return type np.ndarray (n_samples, n_components)

Raises **ValueError** – If specified parameters are not valid values.

Objectives

EvalML standard and custom objectives.

Submodules

binary_classification_objective

Base class for all binary classification objectives.

Module Contents

Classes Summary

BinaryClassificationObjective	Base class for all binary classification objectives.

Contents

class evalml.objectives.binary_classification_objective.**BinaryClassificationObjective**

Base class for all binary classification objectives.

Attributes

problem_types	[ProblemTypes.BINARY, ProblemTypes.TIME_SERIES_BINARY]

Methods

calculate_percent_difference	Calculate the percent difference between scores.
can_optimize_threshold	Returns a boolean determining if we can optimize the binary classification objective threshold.
decision_function	Apply a learned threshold to predicted probabilities to get predicted classes.
expected_range	Returns the expected range of the objective, which is not necessarily the possible ranges.
greater_is_better	Returns a boolean determining if a greater score indicates better model performance.
is_bounded_like_percentage	Returns whether this objective is bounded between 0 and 1, inclusive.
is_defined_for_problem_type	Returns whether or not an objective is defined for a problem type.
name	Returns a name describing the objective.
objective_function	Computes the relative value of the provided predictions compared to the actual labels, according a specified metric.
optimize_threshold	Learn a binary classification threshold which optimizes the current objective.

continues on next page

Table 206 – continued from previous page

perfect_score	Returns the score obtained by evaluating this objective on a perfect model.
positive_only	If True, this objective is only valid for positive data. Defaults to False.
score	Returns a numerical score indicating performance based on the differences between the predicted and actual values.
score_needs_proba	Returns a boolean determining if the score() method needs probability estimates.
validate_inputs	Validate inputs for scoring.

classmethod calculate_percent_difference(*cls*, *score*, *baseline_score*)

Calculate the percent difference between scores.

Parameters

- **score** (*float*) – A score. Output of the score method of this objective.
- **baseline_score** (*float*) – A score. Output of the score method of this objective. In practice, this is the score achieved on this objective with a baseline estimator.

Returns

The percent difference between the scores. Note that for objectives that can be interpreted as percentages, this will be the difference between the reference score and score. For all other objectives, the difference will be normalized by the reference score.

Return type float

property can_optimize_threshold(*cls*)

Returns a boolean determining if we can optimize the binary classification objective threshold.

This will be false for any objective that works directly with predicted probabilities, like log loss and AUC. Otherwise, it will be true.

Returns Whether or not an objective can be optimized.

Return type bool

decision_function(*self*, *ypred_proba*, *threshold=0.5*, *X=None*)

Apply a learned threshold to predicted probabilities to get predicted classes.

Parameters

- **ypred_proba** (*pd.Series, np.ndarray*) – The classifier's predicted probabilities
- **threshold** (*float, optional*) – Threshold used to make a prediction. Defaults to 0.5.
- **X** (*pd.DataFrame, optional*) – Any extra columns that are needed from training data.

Returns predictions

property expected_range(*cls*)

Returns the expected range of the objective, which is not necessarily the possible ranges.

For example, our expected R2 range is from [-1, 1], although the actual range is (-inf, 1].

property greater_is_better(*cls*)

Returns a boolean determining if a greater score indicates better model performance.

property is_bounded_like_percentage(*cls*)
Returns whether this objective is bounded between 0 and 1, inclusive.

classmethod is_defined_for_problem_type(*cls*, *problem_type*)
Returns whether or not an objective is defined for a problem type.

property name(*cls*)
Returns a name describing the objective.

abstract classmethod objective_function(*cls*, *y_true*, *y_predicted*, *X=None*, *sample_weight=None*)
Computes the relative value of the provided predictions compared to the actual labels, according a specified metric.

Args: y_predicted (pd.Series): Predicted values of length [n_samples] y_true (pd.Series): Actual class labels of length [n_samples] X (pd.DataFrame or np.ndarray): Extra data of shape [n_samples, n_features] necessary to calculate score sample_weight (pd.DataFrame or np.ndarray): Sample weights used in computing objective value result

Returns Numerical value used to calculate score

optimize_threshold(*self*, *ypred_proba*, *y_true*, *X=None*)
Learn a binary classification threshold which optimizes the current objective.

Parameters

- **ypred_proba** (*pd.Series*) – The classifier's predicted probabilities
- **y_true** (*pd.Series*) – The ground truth for the predictions.
- **X** (*pd.DataFrame, optional*) – Any extra columns that are needed from training data.

Returns Optimal threshold for this objective.

Raises **RuntimeError** – If objective cannot be optimized.

property perfect_score(*cls*)
Returns the score obtained by evaluating this objective on a perfect model.

positive_only(*cls*)
If True, this objective is only valid for positive data. Defaults to False.

score(*self*, *y_true*, *y_predicted*, *X=None*, *sample_weight=None*)
Returns a numerical score indicating performance based on the differences between the predicted and actual values.

Parameters

- **y_predicted** (*pd.Series*) – Predicted values of length [n_samples]
- **y_true** (*pd.Series*) – Actual class labels of length [n_samples]
- **X** (*pd.DataFrame or np.ndarray*) – Extra data of shape [n_samples, n_features] necessary to calculate score
- **sample_weight** (*pd.DataFrame or np.ndarray*) – Sample weights used in computing objective value result

Returns score

property score_needs_proba(*cls*)
Returns a boolean determining if the score() method needs probability estimates.

This should be true for objectives which work with predicted probabilities, like log loss or AUC, and false for objectives which compare predicted class labels to the actual labels, like F1 or correlation.

validate_inputs(*self*, *y_true*, *y_predicted*)
Validate inputs for scoring.

cost_benefit_matrix

Cost-benefit matrix objective.

Module Contents

Classes Summary

`CostBenefitMatrix`	Score using a cost-benefit matrix. Scores quantify the benefits of a given value, so greater numeric scores represents a better score. Costs and scores can be negative, indicating that a value is not beneficial. For example, in the case of monetary profit, a negative cost and/or score represents loss of cash flow.

Contents

class evalml.objectives.cost_benefit_matrix.**CostBenefitMatrix**(*true_positive*, *true_negative*, *false_positive*, *false_negative*)

Score using a cost-benefit matrix. Scores quantify the benefits of a given value, so greater numeric scores represents a better score. Costs and scores can be negative, indicating that a value is not beneficial. For example, in the case of monetary profit, a negative cost and/or score represents loss of cash flow.

Parameters

- **true_positive** (*float*) – Cost associated with true positive predictions.
- **true_negative** (*float*) – Cost associated with true negative predictions.
- **false_positive** (*float*) – Cost associated with false positive predictions.
- **false_negative** (*float*) – Cost associated with false negative predictions.

Attributes

expected_range	None
greater_is_better	True
is_bounded_like_a_percentage	False
name	Cost Benefit Matrix
perfect_score	None
problem_types	[ProblemTypes.BINARY, ProblemTypes.TIME_SERIES_BINARY]
score_needs_proba	False

Methods

calculate_percent_difference	Calculate the percent difference between scores.
can_optimize_threshold	Returns a boolean determining if we can optimize the binary classification objective threshold.
decision_function	Apply a learned threshold to predicted probabilities to get predicted classes.
is_defined_for_problem_type	Returns whether or not an objective is defined for a problem type.
objective_function	Calculates cost-benefit of the using the predicted and true values.
optimize_threshold	Learn a binary classification threshold which optimizes the current objective.
positive_only	If True, this objective is only valid for positive data. Defaults to False.
score	Returns a numerical score indicating performance based on the differences between the predicted and actual values.
validate_inputs	Validate inputs for scoring.

classmethod calculate_percent_difference(*cls*, *score*, *baseline_score*)

Calculate the percent difference between scores.

Parameters

- **score** (*float*) – A score. Output of the score method of this objective.
- **baseline_score** (*float*) – A score. Output of the score method of this objective. In practice, this is the score achieved on this objective with a baseline estimator.

Returns

The percent difference between the scores. Note that for objectives that can be interpreted as percentages, this will be the difference between the reference score and score. For all other objectives, the difference will be normalized by the reference score.

Return type float

property can_optimize_threshold(*cls*)

Returns a boolean determining if we can optimize the binary classification objective threshold.

This will be false for any objective that works directly with predicted probabilities, like log loss and AUC. Otherwise, it will be true.

Returns Whether or not an objective can be optimized.

Return type bool

decision_function(*self*, *ypred_proba*, *threshold=0.5*, *X=None*)

Apply a learned threshold to predicted probabilities to get predicted classes.

Parameters

- **ypred_proba** (*pd.Series, np.ndarray*) – The classifier's predicted probabilities
- **threshold** (*float, optional*) – Threshold used to make a prediction. Defaults to 0.5.
- **X** (*pd.DataFrame, optional*) – Any extra columns that are needed from training data.

Returns predictions

classmethod is_defined_for_problem_type(*cls*, *problem_type*)

Returns whether or not an objective is defined for a problem type.

objective_function(*self*, *y_true*, *y_predicted*, *X=None*, *sample_weight=None*)

Calculates cost-benefit of the using the predicted and true values.

Parameters

- **y_predicted** (*pd.Series*) – Predicted labels.
- **y_true** (*pd.Series*) – True labels.
- **X** (*pd.DataFrame*) – Ignored.
- **sample_weight** (*pd.DataFrame*) – Ignored.

Returns Cost-benefit matrix score

Return type float

optimize_threshold(*self*, *ypred_proba*, *y_true*, *X=None*)

Learn a binary classification threshold which optimizes the current objective.

Parameters

- **ypred_proba** (*pd.Series*) – The classifier's predicted probabilities
- **y_true** (*pd.Series*) – The ground truth for the predictions.
- **X** (*pd.DataFrame, optional*) – Any extra columns that are needed from training data.

Returns Optimal threshold for this objective.

Raises **RuntimeError** – If objective cannot be optimized.

positive_only(*cls*)

If True, this objective is only valid for positive data. Defaults to False.

score(*self*, *y_true*, *y_predicted*, *X=None*, *sample_weight=None*)

Returns a numerical score indicating performance based on the differences between the predicted and actual values.

Parameters

- **y_predicted** (*pd.Series*) – Predicted values of length [n_samples]
- **y_true** (*pd.Series*) – Actual class labels of length [n_samples]

- **X** (*pd.DataFrame or np.ndarray*) – Extra data of shape [n_samples, n_features] necessary to calculate score
- **sample_weight** (*pd.DataFrame or np.ndarray*) – Sample weights used in computing objective value result

Returns score

validate_inputs(*self*, *y_true*, *y_predicted*)

Validate inputs for scoring.

fraud_cost

Score the percentage of money lost of the total transaction amount process due to fraud.

Module Contents

Classes Summary

FraudCost	Score the percentage of money lost of the total transaction amount process due to fraud.

Contents

class evalml.objectives.fraud_cost.**FraudCost**(*retry_percentage=0.5*, *interchange_fee=0.02*, *fraud_payout_percentage=1.0*, *amount_col='amount'*)

Score the percentage of money lost of the total transaction amount process due to fraud.

Parameters

- **retry_percentage** (*float*) – What percentage of customers that will retry a transaction if it is declined. Between 0 and 1. Defaults to 0.5.
- **interchange_fee** (*float*) – How much of each successful transaction you pay. Between 0 and 1. Defaults to 0.02.
- **fraud_payout_percentage** (*float*) – Percentage of fraud you will not be able to collect. Between 0 and 1. Defaults to 1.0.
- **amount_col** (*str*) – Name of column in data that contains the amount. Defaults to "amount".

Attributes

expected_range	None
greater_is_better	False
is_bounded_like_percentage	True
name	Fraud Cost
perfect_score	0.0
problem_types	[ProblemTypes.BINARY, ProblemTypes.TIME_SERIES_BINARY]
score_needs_proba	False

Methods

calculate_percent_difference	Calculate the percent difference between scores.
can_optimize_threshold	Returns a boolean determining if we can optimize the binary classification objective threshold.
decision_function	Apply a learned threshold to predicted probabilities to get predicted classes.
is_defined_for_problem_type	Returns whether or not an objective is defined for a problem type.
objective_function	Calculate amount lost to fraud per transaction given predictions, true values, and dataframe with transaction amount.
optimize_threshold	Learn a binary classification threshold which optimizes the current objective.
positive_only	If True, this objective is only valid for positive data. Defaults to False.
score	Returns a numerical score indicating performance based on the differences between the predicted and actual values.
validate_inputs	Validate inputs for scoring.

classmethod calculate_percent_difference(*cls*, *score*, *baseline_score*)

Calculate the percent difference between scores.

Parameters

- **score** (*float*) – A score. Output of the score method of this objective.
- **baseline_score** (*float*) – A score. Output of the score method of this objective. In practice, this is the score achieved on this objective with a baseline estimator.

Returns

The percent difference between the scores. Note that for objectives that can be interpreted as percentages, this will be the difference between the reference score and score. For all other objectives, the difference will be normalized by the reference score.

Return type float

property can_optimize_threshold(*cls*)

Returns a boolean determining if we can optimize the binary classification objective threshold.

This will be false for any objective that works directly with predicted probabilities, like log loss and AUC. Otherwise, it will be true.

Returns Whether or not an objective can be optimized.

Return type bool

decision_function(*self*, *ypred_proba*, *threshold=0.5*, *X=None*)

Apply a learned threshold to predicted probabilities to get predicted classes.

Parameters

- **ypred_proba** (*pd.Series, np.ndarray*) – The classifier's predicted probabilities
- **threshold** (*float, optional*) – Threshold used to make a prediction. Defaults to 0.5.
- **X** (*pd.DataFrame, optional*) – Any extra columns that are needed from training data.

Returns predictions

classmethod is_defined_for_problem_type(*cls*, *problem_type*)

Returns whether or not an objective is defined for a problem type.

objective_function(*self*, *y_true*, *y_predicted*, *X*, *sample_weight=None*)

Calculate amount lost to fraud per transaction given predictions, true values, and dataframe with transaction amount.

Parameters

- **y_predicted** (*pd.Series*) – Predicted fraud labels.
- **y_true** (*pd.Series*) – True fraud labels.
- **X** (*pd.DataFrame*) – Data with transaction amounts.
- **sample_weight** (*pd.DataFrame*) – Ignored.

Returns Amount lost to fraud per transaction.

Return type float

Raises **ValueError** – If amount_col is not a valid column in the input data.

optimize_threshold(*self*, *ypred_proba*, *y_true*, *X=None*)

Learn a binary classification threshold which optimizes the current objective.

Parameters

- **ypred_proba** (*pd.Series*) – The classifier's predicted probabilities
- **y_true** (*pd.Series*) – The ground truth for the predictions.
- **X** (*pd.DataFrame, optional*) – Any extra columns that are needed from training data.

Returns Optimal threshold for this objective.

Raises **RuntimeError** – If objective cannot be optimized.

positive_only(*cls*)

If True, this objective is only valid for positive data. Defaults to False.

score(*self*, *y_true*, *y_predicted*, *X=None*, *sample_weight=None*)

Returns a numerical score indicating performance based on the differences between the predicted and actual values.

Parameters

- **y_predicted** (*pd.Series*) – Predicted values of length [n_samples]
- **y_true** (*pd.Series*) – Actual class labels of length [n_samples]
- **X** (*pd.DataFrame or np.ndarray*) – Extra data of shape [n_samples, n_features] necessary to calculate score
- **sample_weight** (*pd.DataFrame or np.ndarray*) – Sample weights used in computing objective value result

Returns score

validate_inputs(*self*, *y_true*, *y_predicted*)
Validate inputs for scoring.

lead_scoring

Lead scoring objective.

Module Contents

Classes Summary

LeadScoring	Lead scoring.

Contents

class evalml.objectives.lead_scoring.**LeadScoring**(*true_positives=1*, *false_positives=-1*)

Lead scoring.

Parameters

- **true_positives** (*int*) – Reward for a true positive. Defaults to 1.
- **false_positives** (*int*) – Cost for a false positive. Should be negative. Defaults to -1.

Attributes

expected_range	None
greater_is_better	True
is_bounded_like_percentage	False
name	Lead Scoring
perfect_score	None
problem_types	[ProblemTypes.BINARY, ProblemTypes.TIME_SERIES_BINARY]
score_needs_proba	False

Methods

calculate_percent_difference	Calculate the percent difference between scores.
can_optimize_threshold	Returns a boolean determining if we can optimize the binary classification objective threshold.
decision_function	Apply a learned threshold to predicted probabilities to get predicted classes.
is_defined_for_problem_type	Returns whether or not an objective is defined for a problem type.
objective_function	Calculate the profit per lead.
optimize_threshold	Learn a binary classification threshold which optimizes the current objective.
positive_only	If True, this objective is only valid for positive data. Defaults to False.
score	Returns a numerical score indicating performance based on the differences between the predicted and actual values.
validate_inputs	Validate inputs for scoring.

classmethod calculate_percent_difference(*cls*, *score*, *baseline_score*)

Calculate the percent difference between scores.

Parameters

- **score** (*float*) – A score. Output of the score method of this objective.
- **baseline_score** (*float*) – A score. Output of the score method of this objective. In practice, this is the score achieved on this objective with a baseline estimator.

Returns

The percent difference between the scores. Note that for objectives that can be interpreted as percentages, this will be the difference between the reference score and score. For all other objectives, the difference will be normalized by the reference score.

Return type float

property can_optimize_threshold(*cls*)

Returns a boolean determining if we can optimize the binary classification objective threshold.

This will be false for any objective that works directly with predicted probabilities, like log loss and AUC. Otherwise, it will be true.

Returns Whether or not an objective can be optimized.

Return type bool

decision_function(*self*, *ypred_proba*, *threshold=0.5*, *X=None*)

Apply a learned threshold to predicted probabilities to get predicted classes.

Parameters

- **ypred_proba** (*pd.Series, np.ndarray*) – The classifier's predicted probabilities
- **threshold** (*float, optional*) – Threshold used to make a prediction. Defaults to 0.5.
- **X** (*pd.DataFrame, optional*) – Any extra columns that are needed from training data.

Returns predictions

classmethod is_defined_for_problem_type(*cls*, *problem_type*)
Returns whether or not an objective is defined for a problem type.

objective_function(*self*, *y_true*, *y_predicted*, *X=None*, *sample_weight=None*)
Calculate the profit per lead.

Parameters

- **y_predicted** (*pd.Series*) – Predicted labels
- **y_true** (*pd.Series*) – True labels
- **X** (*pd.DataFrame*) – Ignored.
- **sample_weight** (*pd.DataFrame*) – Ignored.

Returns Profit per lead

Return type float

optimize_threshold(*self*, *ypred_proba*, *y_true*, *X=None*)
Learn a binary classification threshold which optimizes the current objective.

Parameters

- **ypred_proba** (*pd.Series*) – The classifier's predicted probabilities
- **y_true** (*pd.Series*) – The ground truth for the predictions.
- **X** (*pd.DataFrame, optional*) – Any extra columns that are needed from training data.

Returns Optimal threshold for this objective.

Raises **RuntimeError** – If objective cannot be optimized.

positive_only(*cls*)
If True, this objective is only valid for positive data. Defaults to False.

score(*self*, *y_true*, *y_predicted*, *X=None*, *sample_weight=None*)
Returns a numerical score indicating performance based on the differences between the predicted and actual values.

Parameters

- **y_predicted** (*pd.Series*) – Predicted values of length [n_samples]
- **y_true** (*pd.Series*) – Actual class labels of length [n_samples]
- **X** (*pd.DataFrame or np.ndarray*) – Extra data of shape [n_samples, n_features] necessary to calculate score
- **sample_weight** (*pd.DataFrame or np.ndarray*) – Sample weights used in computing objective value result

Returns score

validate_inputs(*self*, *y_true*, *y_predicted*)
Validate inputs for scoring.

multiclass_classification_objective

Base class for all multiclass classification objectives.

Module Contents

Classes Summary

MulticlassClassificationObjective	Base class for all multiclass classification objectives.

Contents

class evalml.objectives.multiclass_classification_objective.**MulticlassClassificationObject**

Base class for all multiclass classification objectives.

Attributes

problem_types	[ProblemTypes.MULTICLASS, ProblemTypes.TIME_SERIES_MULTICLASS]

Methods

calculate_percent_difference	Calculate the percent difference between scores.
expected_range	Returns the expected range of the objective, which is not necessarily the possible ranges.
greater_is_better	Returns a boolean determining if a greater score indicates better model performance.
is_bounded_like_percentage	Returns whether this objective is bounded between 0 and 1, inclusive.
is_defined_for_problem_type	Returns whether or not an objective is defined for a problem type.
name	Returns a name describing the objective.
objective_function	Computes the relative value of the provided predictions compared to the actual labels, according a specified metric.
perfect_score	Returns the score obtained by evaluating this objective on a perfect model.
positive_only	If True, this objective is only valid for positive data. Defaults to False.
score	Returns a numerical score indicating performance based on the differences between the predicted and actual values.
score_needs_proba	Returns a boolean determining if the score() method needs probability estimates.
validate_inputs	Validates the input based on a few simple checks.

classmethod calculate_percent_difference(*cls*, *score*, *baseline_score*)

Calculate the percent difference between scores.

Parameters

- **score** (*float*) – A score. Output of the score method of this objective.
- **baseline_score** (*float*) – A score. Output of the score method of this objective. In practice, this is the score achieved on this objective with a baseline estimator.

Returns

The percent difference between the scores. Note that for objectives that can be interpreted as percentages, this will be the difference between the reference score and score. For all other objectives, the difference will be normalized by the reference score.

Return type float

property expected_range(*cls*)

Returns the expected range of the objective, which is not necessarily the possible ranges.

For example, our expected R2 range is from [-1, 1], although the actual range is (-inf, 1].

property greater_is_better(*cls*)

Returns a boolean determining if a greater score indicates better model performance.

property is_bounded_like_percentage(*cls*)

Returns whether this objective is bounded between 0 and 1, inclusive.

classmethod is_defined_for_problem_type(*cls*, *problem_type*)

Returns whether or not an objective is defined for a problem type.

property name(*cls*)

Returns a name describing the objective.

abstract classmethod objective_function(*cls*, *y_true*, *y_predicted*, *X=None*, *sample_weight=None*)

Computes the relative value of the provided predictions compared to the actual labels, according a specified metric.

Args: y_predicted (pd.Series): Predicted values of length [n_samples] y_true (pd.Series): Actual class labels of length [n_samples] X (pd.DataFrame or np.ndarray): Extra data of shape [n_samples, n_features] necessary to calculate score sample_weight (pd.DataFrame or np.ndarray): Sample weights used in computing objective value result

Returns Numerical value used to calculate score

property perfect_score(*cls*)

Returns the score obtained by evaluating this objective on a perfect model.

positive_only(*cls*)

If True, this objective is only valid for positive data. Defaults to False.

score(*self*, *y_true*, *y_predicted*, *X=None*, *sample_weight=None*)

Returns a numerical score indicating performance based on the differences between the predicted and actual values.

Parameters

- **y_predicted** (*pd.Series*) – Predicted values of length [n_samples]
- **y_true** (*pd.Series*) – Actual class labels of length [n_samples]
- **X** (*pd.DataFrame or np.ndarray*) – Extra data of shape [n_samples, n_features] necessary to calculate score
- **sample_weight** (*pd.DataFrame or np.ndarray*) – Sample weights used in computing objective value result

Returns score

property score_needs_proba(*cls*)

Returns a boolean determining if the score() method needs probability estimates.

This should be true for objectives which work with predicted probabilities, like log loss or AUC, and false for objectives which compare predicted class labels to the actual labels, like F1 or correlation.

validate_inputs(*self*, *y_true*, *y_predicted*)

Validates the input based on a few simple checks.

Parameters

- **y_predicted** (*pd.Series, or pd.DataFrame*) – Predicted values of length [n_samples].
- **y_true** (*pd.Series*) – Actual class labels of length [n_samples].

Raises **ValueError** – If the inputs are malformed.

objective_base

Base class for all objectives.

Module Contents

Classes Summary

ObjectiveBase	Base class for all objectives.

Contents

class evalml.objectives.objective_base.**ObjectiveBase**

Base class for all objectives.

Attributes

problem_types	None

Methods

calculate_percent_difference	Calculate the percent difference between scores.
expected_range	Returns the expected range of the objective, which is not necessarily the possible ranges.
greater_is_better	Returns a boolean determining if a greater score indicates better model performance.
is_bounded_like_percentage	Returns whether this objective is bounded between 0 and 1, inclusive.
is_defined_for_problem_type	Returns whether or not an objective is defined for a problem type.
name	Returns a name describing the objective.

continues on next page

Table 216 – continued from previous page

objective_function	Computes the relative value of the provided predictions compared to the actual labels, according a specified metric.
perfect_score	Returns the score obtained by evaluating this objective on a perfect model.
positive_only	If True, this objective is only valid for positive data. Defaults to False.
score	Returns a numerical score indicating performance based on the differences between the predicted and actual values.
score_needs_proba	Returns a boolean determining if the score() method needs probability estimates.
validate_inputs	Validates the input based on a few simple checks.

classmethod calculate_percent_difference(*cls*, *score*, *baseline_score*)

Calculate the percent difference between scores.

Parameters

- **score** (*float*) – A score. Output of the score method of this objective.
- **baseline_score** (*float*) – A score. Output of the score method of this objective. In practice, this is the score achieved on this objective with a baseline estimator.

Returns

The percent difference between the scores. Note that for objectives that can be interpreted as percentages, this will be the difference between the reference score and score. For all other objectives, the difference will be normalized by the reference score.

Return type float

property expected_range(*cls*)

Returns the expected range of the objective, which is not necessarily the possible ranges.

For example, our expected R2 range is from [-1, 1], although the actual range is (-inf, 1].

property greater_is_better(*cls*)

Returns a boolean determining if a greater score indicates better model performance.

property is_bounded_like_percentage(*cls*)

Returns whether this objective is bounded between 0 and 1, inclusive.

classmethod is_defined_for_problem_type(*cls*, *problem_type*)

Returns whether or not an objective is defined for a problem type.

property name(*cls*)

Returns a name describing the objective.

abstract classmethod objective_function(*cls*, *y_true*, *y_predicted*, *X=None*, *sample_weight=None*)

Computes the relative value of the provided predictions compared to the actual labels, according a specified metric.

Args: y_predicted (pd.Series): Predicted values of length [n_samples] y_true (pd.Series): Actual class labels of length [n_samples] X (pd.DataFrame or np.ndarray): Extra data of shape [n_samples, n_features] necessary to calculate score sample_weight (pd.DataFrame or np.ndarray): Sample weights used in computing objective value result

Returns Numerical value used to calculate score

property perfect_score(*cls*)
Returns the score obtained by evaluating this objective on a perfect model.

positive_only(*cls*)
If True, this objective is only valid for positive data. Defaults to False.

score(*self*, *y_true*, *y_predicted*, *X=None*, *sample_weight=None*)
Returns a numerical score indicating performance based on the differences between the predicted and actual values.

Parameters

- **y_predicted** (*pd.Series*) – Predicted values of length [n_samples]
- **y_true** (*pd.Series*) – Actual class labels of length [n_samples]
- **X** (*pd.DataFrame or np.ndarray*) – Extra data of shape [n_samples, n_features] necessary to calculate score
- **sample_weight** (*pd.DataFrame or np.ndarray*) – Sample weights used in computing objective value result

Returns score

property score_needs_proba(*cls*)
Returns a boolean determining if the score() method needs probability estimates.

This should be true for objectives which work with predicted probabilities, like log loss or AUC, and false for objectives which compare predicted class labels to the actual labels, like F1 or correlation.

validate_inputs(*self*, *y_true*, *y_predicted*)
Validates the input based on a few simple checks.

Parameters

- **y_predicted** (*pd.Series, or pd.DataFrame*) – Predicted values of length [n_samples].
- **y_true** (*pd.Series*) – Actual class labels of length [n_samples].

Raises **ValueError** – If the inputs are malformed.

regression_objective

Base class for all regression objectives.

Module Contents

Classes Summary

RegressionObjective	Base class for all regression objectives.

Contents

class evalml.objectives.regression_objective.**RegressionObjective**

Base class for all regression objectives.

Attributes

problem_types	[ProblemTypes.REGRESSION, ProblemTypes.TIME_SERIES_REGRESSION]

Methods

calculate_percent_difference	Calculate the percent difference between scores.
expected_range	Returns the expected range of the objective, which is not necessarily the possible ranges.
greater_is_better	Returns a boolean determining if a greater score indicates better model performance.
is_bounded_like_percentage	Returns whether this objective is bounded between 0 and 1, inclusive.
is_defined_for_problem_type	Returns whether or not an objective is defined for a problem type.
name	Returns a name describing the objective.
objective_function	Computes the relative value of the provided predictions compared to the actual labels, according a specified metric.
perfect_score	Returns the score obtained by evaluating this objective on a perfect model.
positive_only	If True, this objective is only valid for positive data. Defaults to False.
score	Returns a numerical score indicating performance based on the differences between the predicted and actual values.
score_needs_proba	Returns a boolean determining if the score() method needs probability estimates.
validate_inputs	Validates the input based on a few simple checks.

classmethod calculate_percent_difference(*cls*, *score*, *baseline_score*)

Calculate the percent difference between scores.

Parameters

- **score** (*float*) – A score. Output of the score method of this objective.
- **baseline_score** (*float*) – A score. Output of the score method of this objective. In practice, this is the score achieved on this objective with a baseline estimator.

Returns

The percent difference between the scores. Note that for objectives that can be interpreted as percentages, this will be the difference between the reference score and score. For all other objectives, the difference will be normalized by the reference score.

Return type float

property expected_range(*cls*)

Returns the expected range of the objective, which is not necessarily the possible ranges.

For example, our expected R2 range is from [-1, 1], although the actual range is (-inf, 1].

property greater_is_better(*cls*)
Returns a boolean determining if a greater score indicates better model performance.

property is_bounded_like_percentage(*cls*)
Returns whether this objective is bounded between 0 and 1, inclusive.

classmethod is_defined_for_problem_type(*cls*, *problem_type*)
Returns whether or not an objective is defined for a problem type.

property name(*cls*)
Returns a name describing the objective.

abstract classmethod objective_function(*cls*, *y_true*, *y_predicted*, *X=None*, *sample_weight=None*)
Computes the relative value of the provided predictions compared to the actual labels, according a specified metric.

Args: y_predicted (pd.Series): Predicted values of length [n_samples] y_true (pd.Series): Actual class labels of length [n_samples] X (pd.DataFrame or np.ndarray): Extra data of shape [n_samples, n_features] necessary to calculate score sample_weight (pd.DataFrame or np.ndarray): Sample weights used in computing objective value result

Returns Numerical value used to calculate score

property perfect_score(*cls*)
Returns the score obtained by evaluating this objective on a perfect model.

positive_only(*cls*)
If True, this objective is only valid for positive data. Defaults to False.

score(*self*, *y_true*, *y_predicted*, *X=None*, *sample_weight=None*)
Returns a numerical score indicating performance based on the differences between the predicted and actual values.

Parameters

- **y_predicted** (*pd.Series*) – Predicted values of length [n_samples]
- **y_true** (*pd.Series*) – Actual class labels of length [n_samples]
- **X** (*pd.DataFrame or np.ndarray*) – Extra data of shape [n_samples, n_features] necessary to calculate score
- **sample_weight** (*pd.DataFrame or np.ndarray*) – Sample weights used in computing objective value result

Returns score

property score_needs_proba(*cls*)
Returns a boolean determining if the score() method needs probability estimates.

This should be true for objectives which work with predicted probabilities, like log loss or AUC, and false for objectives which compare predicted class labels to the actual labels, like F1 or correlation.

validate_inputs(*self*, *y_true*, *y_predicted*)
Validates the input based on a few simple checks.

Parameters

- **y_predicted** (*pd.Series, or pd.DataFrame*) – Predicted values of length [n_samples].

- **y_true** (*pd.Series*) – Actual class labels of length [n_samples].

Raises **ValueError** – If the inputs are malformed.

sensitivity_low_alert

Sensitivity at Low Alert Rates objective.

Module Contents

Classes Summary

SensitivityLowAlert	Create instance of SensitivityLowAlert.

Attributes Summary

logger

Contents

evalml.objectives.sensitivity_low_alert.**logger**

class evalml.objectives.sensitivity_low_alert.**SensitivityLowAlert**(*alert_rate=0.01*)

Create instance of SensitivityLowAlert.

Parameters **alert_rate** (*float*) – percentage of top scores to classify as high risk.

Attributes

expected_range	[0, 1]
greater_is_better	True
is_bounded_likeli	True
name	Sensitivity at Low Alert Rates
perfect_score	1.0
problem_types	[ProblemTypes.BINARY, ProblemTypes.TIME_SERIES_BINARY]
score_needs_proba	False

Methods

calculate_percent_difference	Calculate the percent difference between scores.
can_optimize_threshold	Returns a boolean determining if we can optimize the binary classification objective threshold.
decision_function	Determine if an observation is high risk given an alert rate.

continues on next page

Table 221 – continued from previous page

is_defined_for_problem_type	Returns whether or not an objective is defined for a problem type.
objective_function	Calculate sensitivity across all predictions, using the top alert_rate percent of observations as the predicted positive class.
optimize_threshold	Learn a binary classification threshold which optimizes the current objective.
positive_only	If True, this objective is only valid for positive data. Defaults to False.
score	Returns a numerical score indicating performance based on the differences between the predicted and actual values.
validate_inputs	Validate inputs for scoring.

classmethod calculate_percent_difference(*cls*, *score*, *baseline_score*)

Calculate the percent difference between scores.

Parameters

- **score** (*float*) – A score. Output of the score method of this objective.
- **baseline_score** (*float*) – A score. Output of the score method of this objective. In practice, this is the score achieved on this objective with a baseline estimator.

Returns

The percent difference between the scores. Note that for objectives that can be interpreted as percentages, this will be the difference between the reference score and score. For all other objectives, the difference will be normalized by the reference score.

Return type float

property can_optimize_threshold(*cls*)

Returns a boolean determining if we can optimize the binary classification objective threshold.

This will be false for any objective that works directly with predicted probabilities, like log loss and AUC. Otherwise, it will be true.

Returns Whether or not an objective can be optimized.

Return type bool

decision_function(*self*, *ypred_proba*, ***kwargs*)

Determine if an observation is high risk given an alert rate.

Parameters

- **ypred_proba** (*pd.Series*) – Predicted probabilities.
- ****kwargs** – Additional abritrary parameters.

Returns Whether or not an observation is high risk given an alert rate.

Return type pd.Series

classmethod is_defined_for_problem_type(*cls*, *problem_type*)

Returns whether or not an objective is defined for a problem type.

objective_function(*self*, *y_true*, *y_predicted*, ***kwargs*)

Calculate sensitivity across all predictions, using the top alert_rate percent of observations as the predicted positive class.

Parameters

- **y_true** (*pd.Series*) – True labels.
- **y_predicted** (*pd.Series*) – Predicted labels based on alert_rate.
- ****kwargs** – Additional abritrary parameters.

Returns sensitivity using the observations with the top scores as the predicted positive class.

Return type float

optimize_threshold(*self*, *ypred_proba*, *y_true*, *X=None*)

Learn a binary classification threshold which optimizes the current objective.

Parameters

- **ypred_proba** (*pd.Series*) – The classifier's predicted probabilities
- **y_true** (*pd.Series*) – The ground truth for the predictions.
- **X** (*pd.DataFrame, optional*) – Any extra columns that are needed from training data.

Returns Optimal threshold for this objective.

Raises **RuntimeError** – If objective cannot be optimized.

positive_only(*cls*)

If True, this objective is only valid for positive data. Defaults to False.

score(*self*, *y_true*, *y_predicted*, *X=None*, *sample_weight=None*)

Returns a numerical score indicating performance based on the differences between the predicted and actual values.

Parameters

- **y_predicted** (*pd.Series*) – Predicted values of length [n_samples]
- **y_true** (*pd.Series*) – Actual class labels of length [n_samples]
- **X** (*pd.DataFrame or np.ndarray*) – Extra data of shape [n_samples, n_features] necessary to calculate score
- **sample_weight** (*pd.DataFrame or np.ndarray*) – Sample weights used in computing objective value result

Returns score

validate_inputs(*self*, *y_true*, *y_predicted*)

Validate inputs for scoring.

standard_metrics

Standard machine learning objective functions.

Module Contents

Classes Summary

AccuracyBinary	Accuracy score for binary classification.
AccuracyMulticlass	Accuracy score for multiclass classification.
AUC	AUC score for binary classification.
AUCMacro	AUC score for multiclass classification using macro averaging.
AUCMicro	AUC score for multiclass classification using micro averaging.
AUCWeighted	AUC Score for multiclass classification using weighted averaging.
BalancedAccuracyBinary	Balanced accuracy score for binary classification.
BalancedAccuracyMulticlass	Balanced accuracy score for multiclass classification.
ExpVariance	Explained variance score for regression.
F1	F1 score for binary classification.
F1Macro	F1 score for multiclass classification using macro averaging.
F1Micro	F1 score for multiclass classification using micro averaging.
F1Weighted	F1 score for multiclass classification using weighted averaging.
Gini	Gini coefficient for binary classification.
LogLossBinary	Log Loss for binary classification.
LogLossMulticlass	Log Loss for multiclass classification.
MAE	Mean absolute error for regression.
MAPE	Mean absolute percentage error for time series regression. Scaled by 100 to return a percentage.
MaxError	Maximum residual error for regression.
MCCBinary	Matthews correlation coefficient for binary classification.
MCCMulticlass	Matthews correlation coefficient for multiclass classification.
MeanSquaredLogError	Mean squared log error for regression.
MedianAE	Median absolute error for regression.
MSE	Mean squared error for regression.
Precision	Precision score for binary classification.
PrecisionMacro	Precision score for multiclass classification using macro-averaging.
PrecisionMicro	Precision score for multiclass classification using micro averaging.
PrecisionWeighted	Precision score for multiclass classification using weighted averaging.
R2	Coefficient of determination for regression.
Recall	Recall score for binary classification.
RecallMacro	Recall score for multiclass classification using macro averaging.
RecallMicro	Recall score for multiclass classification using micro averaging.

continues on next page

Table 222 – continued from previous page

RecallWeighted	Recall score for multiclass classification using weighted averaging.
RootMeanSquaredError	Root mean squared error for regression.
RootMeanSquaredLogError	Root mean squared log error for regression.

Contents

class evalml.objectives.standard_metrics.**AccuracyBinary**

Accuracy score for binary classification.

Example

```
>>> y_true = pd.Series([0, 0, 0, 0, 0, 1, 1, 1, 0, 1, 1])
>>> y_pred = pd.Series([0, 0, 0, 0, 0, 0, 0, 0, 0, 0, 1])
>>> np.testing.assert_almost_equal(AccuracyBinary().objective_function(y_true, y_
↪pred), 0.6363636)
```

Attributes

expected_range	[0, 1]
greater_is_better	True
is_bounded_like_percentage	True
name	Accuracy Binary
perfect_score	1.0
problem_types	[ProblemTypes.BINARY, ProblemTypes.TIME_SERIES_BINARY]
score_needs_proba	False

Methods

calculate_percent_difference	Calculate the percent difference between scores.
can_optimize_threshold	Returns a boolean determining if we can optimize the binary classification objective threshold.
decision_function	Apply a learned threshold to predicted probabilities to get predicted classes.
is_defined_for_problem_type	Returns whether or not an objective is defined for a problem type.
objective_function	Objective function for accuracy score for binary classification.
optimize_threshold	Learn a binary classification threshold which optimizes the current objective.
positive_only	If True, this objective is only valid for positive data. Defaults to False.
score	Returns a numerical score indicating performance based on the differences between the predicted and actual values.
validate_inputs	Validate inputs for scoring.

classmethod calculate_percent_difference(*cls*, *score*, *baseline_score*)
Calculate the percent difference between scores.

Parameters

- **score** (*float*) – A score. Output of the score method of this objective.
- **baseline_score** (*float*) – A score. Output of the score method of this objective. In practice, this is the score achieved on this objective with a baseline estimator.

Returns

The percent difference between the scores. Note that for objectives that can be interpreted as percentages, this will be the difference between the reference score and score. For all other objectives, the difference will be normalized by the reference score.

Return type float

property can_optimize_threshold(*cls*)
Returns a boolean determining if we can optimize the binary classification objective threshold.

This will be false for any objective that works directly with predicted probabilities, like log loss and AUC. Otherwise, it will be true.

Returns Whether or not an objective can be optimized.

Return type bool

decision_function(*self*, *ypred_proba*, *threshold=0.5*, *X=None*)
Apply a learned threshold to predicted probabilities to get predicted classes.

Parameters

- **ypred_proba** (*pd.Series, np.ndarray*) – The classifier's predicted probabilities
- **threshold** (*float, optional*) – Threshold used to make a prediction. Defaults to 0.5.
- **X** (*pd.DataFrame, optional*) – Any extra columns that are needed from training data.

Returns predictions

classmethod is_defined_for_problem_type(*cls*, *problem_type*)
Returns whether or not an objective is defined for a problem type.

objective_function(*self*, *y_true*, *y_predicted*, *X=None*, *sample_weight=None*)
Objective function for accuracy score for binary classification.

optimize_threshold(*self*, *ypred_proba*, *y_true*, *X=None*)
Learn a binary classification threshold which optimizes the current objective.

Parameters

- **ypred_proba** (*pd.Series*) – The classifier's predicted probabilities
- **y_true** (*pd.Series*) – The ground truth for the predictions.
- **X** (*pd.DataFrame, optional*) – Any extra columns that are needed from training data.

Returns Optimal threshold for this objective.

Raises **RuntimeError** – If objective cannot be optimized.

positive_only (*cls*)
If True, this objective is only valid for positive data. Defaults to False.

score (*self*, *y_true*, *y_predicted*, *X=None*, *sample_weight=None*)
Returns a numerical score indicating performance based on the differences between the predicted and actual values.

Parameters

- **y_predicted** (*pd.Series*) – Predicted values of length [n_samples]
- **y_true** (*pd.Series*) – Actual class labels of length [n_samples]
- **X** (*pd.DataFrame or np.ndarray*) – Extra data of shape [n_samples, n_features] necessary to calculate score
- **sample_weight** (*pd.DataFrame or np.ndarray*) – Sample weights used in computing objective value result

Returns score

validate_inputs (*self*, *y_true*, *y_predicted*)
Validate inputs for scoring.

class evalml.objectives.standard_metrics.**AccuracyMulticlass**
Accuracy score for multiclass classification.

Example

```
>>> y_true = pd.Series([0, 1, 0, 2, 0, 1, 2, 1, 2, 0, 2])
>>> y_pred = pd.Series([0, 0, 0, 0, 1, 1, 1, 1, 2, 2, 2])
>>> np.testing.assert_almost_equal(AccuracyMulticlass().objective_function(y_true,
↪ y_pred), 0.5454545)
```

Attributes

expected_range	[0, 1]
greater_is_better	True
is_bounded_likeli	True **percentage**
name	Accuracy Multiclass
perfect_score	1.0
problem_types	[ProblemTypes.MULTICLASS, ProblemTypes.TIME_SERIES_MULTICLASS]
score_needs_proba	False

Methods

calculate_percent_difference	Calculate the percent difference between scores.
is_defined_for_problem_type	Returns whether or not an objective is defined for a problem type.
objective_function	Objective function for accuracy score for multiclass classification.
positive_only	If True, this objective is only valid for positive data. Defaults to False.

continues on next page

Table 224 – continued from previous page

score	Returns a numerical score indicating performance based on the differences between the predicted and actual values.
validate_inputs	Validates the input based on a few simple checks.

classmethod calculate_percent_difference(*cls*, *score*, *baseline_score*)

Calculate the percent difference between scores.

Parameters

- **score** (*float*) – A score. Output of the score method of this objective.
- **baseline_score** (*float*) – A score. Output of the score method of this objective. In practice, this is the score achieved on this objective with a baseline estimator.

Returns

The percent difference between the scores. Note that for objectives that can be interpreted as percentages, this will be the difference between the reference score and score. For all other objectives, the difference will be normalized by the reference score.

Return type float

classmethod is_defined_for_problem_type(*cls*, *problem_type*)

Returns whether or not an objective is defined for a problem type.

objective_function(*self*, *y_true*, *y_predicted*, *X=None*, *sample_weight=None*)

Objective function for accuracy score for multiclass classification.

positive_only(*cls*)

If True, this objective is only valid for positive data. Defaults to False.

score(*self*, *y_true*, *y_predicted*, *X=None*, *sample_weight=None*)

Returns a numerical score indicating performance based on the differences between the predicted and actual values.

Parameters

- **y_predicted** (*pd.Series*) – Predicted values of length [n_samples]
- **y_true** (*pd.Series*) – Actual class labels of length [n_samples]
- **X** (*pd.DataFrame or np.ndarray*) – Extra data of shape [n_samples, n_features] necessary to calculate score
- **sample_weight** (*pd.DataFrame or np.ndarray*) – Sample weights used in computing objective value result

Returns score

validate_inputs(*self*, *y_true*, *y_predicted*)

Validates the input based on a few simple checks.

Parameters

- **y_predicted** (*pd.Series, or pd.DataFrame*) – Predicted values of length [n_samples].
- **y_true** (*pd.Series*) – Actual class labels of length [n_samples].

Raises **ValueError** – If the inputs are malformed.

class evalml.objectives.standard_metrics.**AUC**

AUC score for binary classification.

Example

```
>>> y_true = pd.Series([0, 1, 1, 0, 0, 1, 1, 1, 0, 1, 1])
>>> y_pred = pd.Series([0, 0, 0, 0, 0, 0, 0, 0, 0, 0, 1])
>>> np.testing.assert_almost_equal(AUC().objective_function(y_true, y_pred), 0.
↪5714285)
```

Attributes

expected_range	[0, 1]
greater_is_better	True
is_bounded_like_percentage	True
name	AUC
perfect_score	1.0
problem_types	[ProblemTypes.BINARY, ProblemTypes.TIME_SERIES_BINARY]
score_needs_proba	True

Methods

calculate_percent_difference	Calculate the percent difference between scores.
can_optimize_threshold	Returns a boolean determining if we can optimize the binary classification objective threshold.
decision_function	Apply a learned threshold to predicted probabilities to get predicted classes.
is_defined_for_problem_type	Returns whether or not an objective is defined for a problem type.
objective_function	Objective function for AUC score for binary classification.
optimize_threshold	Learn a binary classification threshold which optimizes the current objective.
positive_only	If True, this objective is only valid for positive data. Defaults to False.
score	Returns a numerical score indicating performance based on the differences between the predicted and actual values.
validate_inputs	Validate inputs for scoring.

classmethod calculate_percent_difference(*cls*, *score*, *baseline_score*)

Calculate the percent difference between scores.

Parameters

- **score** (*float*) – A score. Output of the score method of this objective.
- **baseline_score** (*float*) – A score. Output of the score method of this objective. In practice, this is the score achieved on this objective with a baseline estimator.

Returns

The percent difference between the scores. Note that for objectives that can be interpreted as percentages, this will be the difference between the reference score and score. For all other objectives, the difference will be normalized by the reference score.

Return type float

property can_optimize_threshold(*cls*)

Returns a boolean determining if we can optimize the binary classification objective threshold.

This will be false for any objective that works directly with predicted probabilities, like log loss and AUC. Otherwise, it will be true.

Returns Whether or not an objective can be optimized.

Return type bool

decision_function(*self*, *ypred_proba*, *threshold=0.5*, *X=None*)

Apply a learned threshold to predicted probabilities to get predicted classes.

Parameters

- **ypred_proba** (*pd.Series, np.ndarray*) – The classifier's predicted probabilities
- **threshold** (*float, optional*) – Threshold used to make a prediction. Defaults to 0.5.
- **X** (*pd.DataFrame, optional*) – Any extra columns that are needed from training data.

Returns predictions

classmethod is_defined_for_problem_type(*cls*, *problem_type*)

Returns whether or not an objective is defined for a problem type.

objective_function(*self*, *y_true*, *y_predicted*, *X=None*, *sample_weight=None*)

Objective function for AUC score for binary classification.

optimize_threshold(*self*, *ypred_proba*, *y_true*, *X=None*)

Learn a binary classification threshold which optimizes the current objective.

Parameters

- **ypred_proba** (*pd.Series*) – The classifier's predicted probabilities
- **y_true** (*pd.Series*) – The ground truth for the predictions.
- **X** (*pd.DataFrame, optional*) – Any extra columns that are needed from training data.

Returns Optimal threshold for this objective.

Raises **RuntimeError** – If objective cannot be optimized.

positive_only(*cls*)

If True, this objective is only valid for positive data. Defaults to False.

score(*self*, *y_true*, *y_predicted*, *X=None*, *sample_weight=None*)

Returns a numerical score indicating performance based on the differences between the predicted and actual values.

Parameters

- **y_predicted** (*pd.Series*) – Predicted values of length [n_samples]
- **y_true** (*pd.Series*) – Actual class labels of length [n_samples]
- **X** (*pd.DataFrame or np.ndarray*) – Extra data of shape [n_samples, n_features] necessary to calculate score

- **sample_weight** (*pd.DataFrame or np.ndarray*) – Sample weights used in computing objective value result

Returns score

validate_inputs(*self*, *y_true*, *y_predicted*)
Validate inputs for scoring.

class evalml.objectives.standard_metrics.**AUCMacro**
AUC score for multiclass classification using macro averaging.

Example

```
>>> y_true = [0, 1, 2, 0, 2, 1]
>>> y_pred = [[0.7, 0.2, 0.1],
...           [0.1, 0.0, 0.9],
...           [0.1, 0.3, 0.6],
...           [0.9, 0.1, 0.0],
...           [0.6, 0.1, 0.3],
...           [0.5, 0.5, 0.0]]
>>> np.testing.assert_almost_equal(AUCMacro().objective_function(y_true, y_pred),
↪0.75)
```

Attributes

expected_range	[0, 1]
greater_is_better	True
is_bounded_like	True
name	AUC Macro
perfect_score	1.0
problem_types	[ProblemTypes.MULTICLASS, ProblemTypes.TIME_SERIES_MULTICLASS]
score_needs_proba	True

Methods

calculate_percent_difference	Calculate the percent difference between scores.
is_defined_for_problem_type	Returns whether or not an objective is defined for a problem type.
objective_function	Objective function for AUC score for multiclass classification using macro-averaging.
positive_only	If True, this objective is only valid for positive data. Defaults to False.
score	Returns a numerical score indicating performance based on the differences between the predicted and actual values.
validate_inputs	Validates the input based on a few simple checks.

classmethod calculate_percent_difference(*cls*, *score*, *baseline_score*)
Calculate the percent difference between scores.

Parameters

- **score** (*float*) – A score. Output of the score method of this objective.
- **baseline_score** (*float*) – A score. Output of the score method of this objective. In practice, this is the score achieved on this objective with a baseline estimator.

Returns

The percent difference between the scores. Note that for objectives that can be interpreted as percentages, this will be the difference between the reference score and score. For all other objectives, the difference will be normalized by the reference score.

Return type float

classmethod is_defined_for_problem_type(*cls*, *problem_type*)
Returns whether or not an objective is defined for a problem type.

objective_function(*self*, *y_true*, *y_predicted*, *X=None*, *sample_weight=None*)
Objective function for AUC score for multiclass classification using macro-averaging.

positive_only(*cls*)
If True, this objective is only valid for positive data. Defaults to False.

score(*self*, *y_true*, *y_predicted*, *X=None*, *sample_weight=None*)
Returns a numerical score indicating performance based on the differences between the predicted and actual values.

Parameters

- **y_predicted** (*pd.Series*) – Predicted values of length [n_samples]
- **y_true** (*pd.Series*) – Actual class labels of length [n_samples]
- **X** (*pd.DataFrame or np.ndarray*) – Extra data of shape [n_samples, n_features] necessary to calculate score
- **sample_weight** (*pd.DataFrame or np.ndarray*) – Sample weights used in computing objective value result

Returns score

validate_inputs(*self*, *y_true*, *y_predicted*)
Validates the input based on a few simple checks.

Parameters

- **y_predicted** (*pd.Series, or pd.DataFrame*) – Predicted values of length [n_samples].
- **y_true** (*pd.Series*) – Actual class labels of length [n_samples].

Raises **ValueError** – If the inputs are malformed.

class evalml.objectives.standard_metrics.**AUCMicro**
AUC score for multiclass classification using micro averaging.

Example

```
>>> y_true = [0, 1, 2, 0, 2, 1]
>>> y_pred = [[0.7, 0.2, 0.1],
...           [0.3, 0.5, 0.2],
...           [0.1, 0.3, 0.6],
...           [0.9, 0.1, 0.0],
...           [0.3, 0.1, 0.6],
...           [0.5, 0.5, 0.0]]
>>> np.testing.assert_almost_equal(AUCMicro().objective_function(y_true, y_pred),␣
↪0.9861111)
```

Attributes

expected_range	[0, 1]
greater_is_better	True
is_bounded_likeT	**percentage**
name	AUC Micro
perfect_score	1.0
problem_types	[ProblemTypes.MULTICLASS, ProblemTypes.TIME_SERIES_MULTICLASS]
score_needs_proba	True

Methods

calculate_percent_difference	Calculate the percent difference between scores.
is_defined_for_problem_type	Returns whether or not an objective is defined for a problem type.
objective_function	Objective function for AUC score for multiclass classification using micro-averaging.
positive_only	If True, this objective is only valid for positive data. Defaults to False.
score	Returns a numerical score indicating performance based on the differences between the predicted and actual values.
validate_inputs	Validates the input based on a few simple checks.

classmethod calculate_percent_difference(*cls*, *score*, *baseline_score*)

Calculate the percent difference between scores.

Parameters

- **score** (*float*) – A score. Output of the score method of this objective.
- **baseline_score** (*float*) – A score. Output of the score method of this objective. In practice, this is the score achieved on this objective with a baseline estimator.

Returns

The percent difference between the scores. Note that for objectives that can be interpreted as percentages, this will be the difference between the reference score and score. For all other objectives, the difference will be normalized by the reference score.

Return type float

classmethod is_defined_for_problem_type(*cls*, *problem_type*)
Returns whether or not an objective is defined for a problem type.

objective_function(*self*, *y_true*, *y_predicted*, *X=None*, *sample_weight=None*)
Objective function for AUC score for multiclass classification using micro-averaging.

positive_only(*cls*)
If True, this objective is only valid for positive data. Defaults to False.

score(*self*, *y_true*, *y_predicted*, *X=None*, *sample_weight=None*)
Returns a numerical score indicating performance based on the differences between the predicted and actual values.

Parameters

- **y_predicted** (*pd.Series*) – Predicted values of length [n_samples]
- **y_true** (*pd.Series*) – Actual class labels of length [n_samples]
- **X** (*pd.DataFrame or np.ndarray*) – Extra data of shape [n_samples, n_features] necessary to calculate score
- **sample_weight** (*pd.DataFrame or np.ndarray*) – Sample weights used in computing objective value result

Returns score

validate_inputs(*self*, *y_true*, *y_predicted*)
Validates the input based on a few simple checks.

Parameters

- **y_predicted** (*pd.Series, or pd.DataFrame*) – Predicted values of length [n_samples].
- **y_true** (*pd.Series*) – Actual class labels of length [n_samples].

Raises **ValueError** – If the inputs are malformed.

class evalml.objectives.standard_metrics.**AUCWeighted**
AUC Score for multiclass classification using weighted averaging.

Example

```
>>> y_true = [0, 1, 2, 0, 2, 1]
>>> y_pred = [[0.7, 0.2, 0.1],
...           [0.1, 0.0, 0.9],
...           [0.1, 0.3, 0.6],
...           [0.1, 0.2, 0.7],
...           [0.6, 0.1, 0.3],
...           [0.5, 0.2, 0.3]]
>>> np.testing.assert_almost_equal(AUCWeighted().objective_function(y_true, y_
↪pred), 0.4375)
```

Attributes

expected_range	[0, 1]
greater_is_better	True
is_bounded_likely	True
name	AUC Weighted
perfect_score	1.0
problem_types	[ProblemTypes.MULTICLASS, ProblemTypes.TIME_SERIES_MULTICLASS]
score_needs_proba	True

Methods

calculate_percent_difference	Calculate the percent difference between scores.
is_defined_for_problem_type	Returns whether or not an objective is defined for a problem type.
objective_function	Objective function for AUC Score for multiclass classification using weighted averaging.
positive_only	If True, this objective is only valid for positive data. Defaults to False.
score	Returns a numerical score indicating performance based on the differences between the predicted and actual values.
validate_inputs	Validates the input based on a few simple checks.

classmethod calculate_percent_difference(*cls*, *score*, *baseline_score*)

Calculate the percent difference between scores.

Parameters

- **score** (*float*) – A score. Output of the score method of this objective.
- **baseline_score** (*float*) – A score. Output of the score method of this objective. In practice, this is the score achieved on this objective with a baseline estimator.

Returns

The percent difference between the scores. Note that for objectives that can be interpreted as percentages, this will be the difference between the reference score and score. For all other objectives, the difference will be normalized by the reference score.

Return type float

classmethod is_defined_for_problem_type(*cls*, *problem_type*)

Returns whether or not an objective is defined for a problem type.

objective_function(*self*, *y_true*, *y_predicted*, *X=None*, *sample_weight=None*)

Objective function for AUC Score for multiclass classification using weighted averaging.

positive_only(*cls*)

If True, this objective is only valid for positive data. Defaults to False.

score(*self*, *y_true*, *y_predicted*, *X=None*, *sample_weight=None*)

Returns a numerical score indicating performance based on the differences between the predicted and actual values.

Parameters

- **y_predicted** (*pd.Series*) – Predicted values of length [n_samples]
- **y_true** (*pd.Series*) – Actual class labels of length [n_samples]
- **X** (*pd.DataFrame or np.ndarray*) – Extra data of shape [n_samples, n_features] necessary to calculate score
- **sample_weight** (*pd.DataFrame or np.ndarray*) – Sample weights used in computing objective value result

Returns score

validate_inputs(*self*, *y_true*, *y_predicted*)

Validates the input based on a few simple checks.

Parameters

- **y_predicted** (*pd.Series, or pd.DataFrame*) – Predicted values of length [n_samples].
- **y_true** (*pd.Series*) – Actual class labels of length [n_samples].

Raises **ValueError** – If the inputs are malformed.

class evalml.objectives.standard_metrics.**BalancedAccuracyBinary**

Balanced accuracy score for binary classification.

Example

```
>>> y_true = pd.Series([0, 0, 0, 0, 0, 1, 1, 1, 0, 1, 1])
>>> y_pred = pd.Series([0, 0, 0, 0, 0, 0, 0, 0, 0, 0, 1])
>>> np.testing.assert_almost_equal(BalancedAccuracyBinary().objective_function(y_
↪true, y_pred), 0.60)
```

Attributes

expected_range	[0, 1]
greater_is_better	True
is_bounded_likert	True
name	Balanced Accuracy Binary
perfect_score	1.0
problem_types	[ProblemTypes.BINARY, ProblemTypes.TIME_SERIES_BINARY]
score_needs_proba	False

Methods

calculate_percent_difference	Calculate the percent difference between scores.
can_optimize_threshold	Returns a boolean determining if we can optimize the binary classification objective threshold.
decision_function	Apply a learned threshold to predicted probabilities to get predicted classes.
is_defined_for_problem_type	Returns whether or not an objective is defined for a problem type.

continues on next page

Table 229 – continued from previous page

objective_function	Objective function for accuracy score for balanced accuracy for binary classification.
optimize_threshold	Learn a binary classification threshold which optimizes the current objective.
positive_only	If True, this objective is only valid for positive data. Defaults to False.
score	Returns a numerical score indicating performance based on the differences between the predicted and actual values.
validate_inputs	Validate inputs for scoring.

classmethod calculate_percent_difference(*cls*, *score*, *baseline_score*)

Calculate the percent difference between scores.

Parameters

- **score** (*float*) – A score. Output of the score method of this objective.
- **baseline_score** (*float*) – A score. Output of the score method of this objective. In practice, this is the score achieved on this objective with a baseline estimator.

Returns

The percent difference between the scores. Note that for objectives that can be interpreted as percentages, this will be the difference between the reference score and score. For all other objectives, the difference will be normalized by the reference score.

Return type float

property can_optimize_threshold(*cls*)

Returns a boolean determining if we can optimize the binary classification objective threshold.

This will be false for any objective that works directly with predicted probabilities, like log loss and AUC. Otherwise, it will be true.

Returns Whether or not an objective can be optimized.

Return type bool

decision_function(*self*, *ypred_proba*, *threshold=0.5*, *X=None*)

Apply a learned threshold to predicted probabilities to get predicted classes.

Parameters

- **ypred_proba** (*pd.Series, np.ndarray*) – The classifier's predicted probabilities
- **threshold** (*float, optional*) – Threshold used to make a prediction. Defaults to 0.5.
- **X** (*pd.DataFrame, optional*) – Any extra columns that are needed from training data.

Returns predictions

classmethod is_defined_for_problem_type(*cls*, *problem_type*)

Returns whether or not an objective is defined for a problem type.

objective_function(*self*, *y_true*, *y_predicted*, *X=None*, *sample_weight=None*)

Objective function for accuracy score for balanced accuracy for binary classification.

optimize_threshold(*self*, *ypred_proba*, *y_true*, *X=None*)
Learn a binary classification threshold which optimizes the current objective.

Parameters

- **ypred_proba** (*pd.Series*) – The classifier's predicted probabilities
- **y_true** (*pd.Series*) – The ground truth for the predictions.
- **X** (*pd.DataFrame, optional*) – Any extra columns that are needed from training data.

Returns Optimal threshold for this objective.

Raises **RuntimeError** – If objective cannot be optimized.

positive_only(*cls*)
If True, this objective is only valid for positive data. Defaults to False.

score(*self*, *y_true*, *y_predicted*, *X=None*, *sample_weight=None*)
Returns a numerical score indicating performance based on the differences between the predicted and actual values.

Parameters

- **y_predicted** (*pd.Series*) – Predicted values of length [n_samples]
- **y_true** (*pd.Series*) – Actual class labels of length [n_samples]
- **X** (*pd.DataFrame or np.ndarray*) – Extra data of shape [n_samples, n_features] necessary to calculate score
- **sample_weight** (*pd.DataFrame or np.ndarray*) – Sample weights used in computing objective value result

Returns score

validate_inputs(*self*, *y_true*, *y_predicted*)
Validate inputs for scoring.

class evalml.objectives.standard_metrics.**BalancedAccuracyMulticlass**
Balanced accuracy score for multiclass classification.

Example

```
>>> y_true = pd.Series([0, 1, 0, 2, 0, 1, 2, 1, 2, 0, 2])
>>> y_pred = pd.Series([0, 0, 0, 0, 1, 1, 1, 1, 2, 2, 2])
>>> np.testing.assert_almost_equal(BalancedAccuracyMulticlass().objective_
↪function(y_true, y_pred), 0.5555555)
```

Attributes

expected_range	[0, 1]
greater_is_better	True
is_bounded_likely	True
name	Balanced Accuracy Multiclass
perfect_score	1.0
problem_types	[ProblemTypes.MULTICLASS, ProblemTypes.TIME_SERIES_MULTICLASS]
score_needs_proba	False

Methods

calculate_percent_difference	Calculate the percent difference between scores.
is_defined_for_problem_type	Returns whether or not an objective is defined for a problem type.
objective_function	Objective function for accuracy score for balanced accuracy for multiclass classification.
positive_only	If True, this objective is only valid for positive data. Defaults to False.
score	Returns a numerical score indicating performance based on the differences between the predicted and actual values.
validate_inputs	Validates the input based on a few simple checks.

classmethod calculate_percent_difference(*cls*, *score*, *baseline_score*)

Calculate the percent difference between scores.

Parameters

- **score** (*float*) – A score. Output of the score method of this objective.
- **baseline_score** (*float*) – A score. Output of the score method of this objective. In practice, this is the score achieved on this objective with a baseline estimator.

Returns

The percent difference between the scores. Note that for objectives that can be interpreted as percentages, this will be the difference between the reference score and score. For all other objectives, the difference will be normalized by the reference score.

Return type float

classmethod is_defined_for_problem_type(*cls*, *problem_type*)

Returns whether or not an objective is defined for a problem type.

objective_function(*self*, *y_true*, *y_predicted*, *X=None*, *sample_weight=None*)

Objective function for accuracy score for balanced accuracy for multiclass classification.

positive_only(*cls*)

If True, this objective is only valid for positive data. Defaults to False.

score(*self*, *y_true*, *y_predicted*, *X=None*, *sample_weight=None*)

Returns a numerical score indicating performance based on the differences between the predicted and actual values.

Parameters

- **y_predicted** (*pd.Series*) – Predicted values of length [n_samples]
- **y_true** (*pd.Series*) – Actual class labels of length [n_samples]
- **X** (*pd.DataFrame or np.ndarray*) – Extra data of shape [n_samples, n_features] necessary to calculate score
- **sample_weight** (*pd.DataFrame or np.ndarray*) – Sample weights used in computing objective value result

Returns score

validate_inputs(*self*, *y_true*, *y_predicted*)

Validates the input based on a few simple checks.

Parameters

- **y_predicted** (*pd.Series, or pd.DataFrame*) – Predicted values of length [n_samples].
- **y_true** (*pd.Series*) – Actual class labels of length [n_samples].

Raises **ValueError** – If the inputs are malformed.

class evalml.objectives.standard_metrics.**ExpVariance**

Explained variance score for regression.

Example

```
>>> y_true = pd.Series([1.5, 2, 3, 1, 0.5, 1, 2.5, 2.5, 1, 0.5, 2])
>>> y_pred = pd.Series([1.5, 2.5, 2, 1, 0.5, 1, 3, 2.25, 0.75, 0.25, 1.75])
>>> np.testing.assert_almost_equal(ExpVariance().objective_function(y_true, y_
↪pred), 0.7760736)
```

Attributes

expected_range	None
greater_is_better	True
is_bounded_like_percentage	False
name	ExpVariance
perfect_score	1.0
problem_types	[ProblemTypes.REGRESSION, ProblemTypes.TIME_SERIES_REGRESSION]
score_needs_proba	False

Methods

calculate_percent_difference	Calculate the percent difference between scores.
is_defined_for_problem_type	Returns whether or not an objective is defined for a problem type.
objective_function	Objective function for explained variance score for regression.
positive_only	If True, this objective is only valid for positive data. Defaults to False.

continues on next page

Table 231 – continued from previous page

score	Returns a numerical score indicating performance based on the differences between the predicted and actual values.
validate_inputs	Validates the input based on a few simple checks.

classmethod calculate_percent_difference(*cls*, *score*, *baseline_score*)

Calculate the percent difference between scores.

Parameters

- **score** (*float*) – A score. Output of the score method of this objective.
- **baseline_score** (*float*) – A score. Output of the score method of this objective. In practice, this is the score achieved on this objective with a baseline estimator.

Returns

The percent difference between the scores. Note that for objectives that can be interpreted as percentages, this will be the difference between the reference score and score. For all other objectives, the difference will be normalized by the reference score.

Return type float

classmethod is_defined_for_problem_type(*cls*, *problem_type*)

Returns whether or not an objective is defined for a problem type.

objective_function(*self*, *y_true*, *y_predicted*, *X=None*, *sample_weight=None*)

Objective function for explained variance score for regression.

positive_only(*cls*)

If True, this objective is only valid for positive data. Defaults to False.

score(*self*, *y_true*, *y_predicted*, *X=None*, *sample_weight=None*)

Returns a numerical score indicating performance based on the differences between the predicted and actual values.

Parameters

- **y_predicted** (*pd.Series*) – Predicted values of length [n_samples]
- **y_true** (*pd.Series*) – Actual class labels of length [n_samples]
- **X** (*pd.DataFrame or np.ndarray*) – Extra data of shape [n_samples, n_features] necessary to calculate score
- **sample_weight** (*pd.DataFrame or np.ndarray*) – Sample weights used in computing objective value result

Returns score

validate_inputs(*self*, *y_true*, *y_predicted*)

Validates the input based on a few simple checks.

Parameters

- **y_predicted** (*pd.Series, or pd.DataFrame*) – Predicted values of length [n_samples].
- **y_true** (*pd.Series*) – Actual class labels of length [n_samples].

Raises **ValueError** – If the inputs are malformed.

class evalml.objectives.standard_metrics.**F1**

F1 score for binary classification.

Example

```
>>> y_true = pd.Series([0, 1, 1, 0, 0, 1, 1, 1, 0, 1, 1])
>>> y_pred = pd.Series([0, 0, 0, 0, 0, 0, 0, 0, 0, 0, 1])
>>> np.testing.assert_almost_equal(F1().objective_function(y_true, y_pred), 0.25)
```

Attributes

expected_range	[0, 1]
greater_is_better	True
is_bounded_like_percentage	True
name	F1
perfect_score	1.0
problem_types	[ProblemTypes.BINARY, ProblemTypes.TIME_SERIES_BINARY]
score_needs_proba	False

Methods

calculate_percent_difference	Calculate the percent difference between scores.
can_optimize_threshold	Returns a boolean determining if we can optimize the binary classification objective threshold.
decision_function	Apply a learned threshold to predicted probabilities to get predicted classes.
is_defined_for_problem_type	Returns whether or not an objective is defined for a problem type.
objective_function	Objective function for F1 score for binary classification.
optimize_threshold	Learn a binary classification threshold which optimizes the current objective.
positive_only	If True, this objective is only valid for positive data. Defaults to False.
score	Returns a numerical score indicating performance based on the differences between the predicted and actual values.
validate_inputs	Validate inputs for scoring.

classmethod calculate_percent_difference(*cls*, *score*, *baseline_score*)

Calculate the percent difference between scores.

Parameters

- **score** (*float*) – A score. Output of the score method of this objective.
- **baseline_score** (*float*) – A score. Output of the score method of this objective. In practice, this is the score achieved on this objective with a baseline estimator.

Returns

The percent difference between the scores. Note that for objectives that can be interpreted as percentages, this will be the difference between the reference score and score. For all other objectives, the difference will be normalized by the reference score.

Return type float

property can_optimize_threshold(*cls*)

Returns a boolean determining if we can optimize the binary classification objective threshold.

This will be false for any objective that works directly with predicted probabilities, like log loss and AUC. Otherwise, it will be true.

Returns Whether or not an objective can be optimized.

Return type bool

decision_function(*self*, *ypred_proba*, *threshold=0.5*, *X=None*)

Apply a learned threshold to predicted probabilities to get predicted classes.

Parameters

- **ypred_proba** (*pd.Series, np.ndarray*) – The classifier's predicted probabilities
- **threshold** (*float, optional*) – Threshold used to make a prediction. Defaults to 0.5.
- **X** (*pd.DataFrame, optional*) – Any extra columns that are needed from training data.

Returns predictions

classmethod is_defined_for_problem_type(*cls*, *problem_type*)

Returns whether or not an objective is defined for a problem type.

objective_function(*self*, *y_true*, *y_predicted*, *X=None*, *sample_weight=None*)

Objective function for F1 score for binary classification.

optimize_threshold(*self*, *ypred_proba*, *y_true*, *X=None*)

Learn a binary classification threshold which optimizes the current objective.

Parameters

- **ypred_proba** (*pd.Series*) – The classifier's predicted probabilities
- **y_true** (*pd.Series*) – The ground truth for the predictions.
- **X** (*pd.DataFrame, optional*) – Any extra columns that are needed from training data.

Returns Optimal threshold for this objective.

Raises **RuntimeError** – If objective cannot be optimized.

positive_only(*cls*)

If True, this objective is only valid for positive data. Defaults to False.

score(*self*, *y_true*, *y_predicted*, *X=None*, *sample_weight=None*)

Returns a numerical score indicating performance based on the differences between the predicted and actual values.

Parameters

- **y_predicted** (*pd.Series*) – Predicted values of length [n_samples]
- **y_true** (*pd.Series*) – Actual class labels of length [n_samples]
- **X** (*pd.DataFrame or np.ndarray*) – Extra data of shape [n_samples, n_features] necessary to calculate score

- **sample_weight** (*pd.DataFrame or np.ndarray*) – Sample weights used in computing objective value result

Returns score

validate_inputs(*self*, *y_true*, *y_predicted*)
Validate inputs for scoring.

class evalml.objectives.standard_metrics.**F1Macro**
F1 score for multiclass classification using macro averaging.

Example

```
>>> y_true = pd.Series([0, 1, 0, 2, 0, 1, 2, 1, 2, 0, 2])
>>> y_pred = pd.Series([0, 0, 0, 0, 1, 1, 1, 1, 2, 2, 2])
>>> np.testing.assert_almost_equal(F1Macro().objective_function(y_true, y_pred),␣
↪0.5476190)
```

Attributes

expected_range	[0, 1]
greater_is_better	True
is_bounded_like_percentage	True
name	F1 Macro
perfect_score	1.0
problem_types	[ProblemTypes.MULTICLASS, ProblemTypes.TIME_SERIES_MULTICLASS]
score_needs_proba	False

Methods

calculate_percent_difference	Calculate the percent difference between scores.
is_defined_for_problem_type	Returns whether or not an objective is defined for a problem type.
objective_function	Objective function for F1 score for multiclass classification using macro averaging.
positive_only	If True, this objective is only valid for positive data. Defaults to False.
score	Returns a numerical score indicating performance based on the differences between the predicted and actual values.
validate_inputs	Validates the input based on a few simple checks.

classmethod calculate_percent_difference(*cls*, *score*, *baseline_score*)
Calculate the percent difference between scores.

Parameters

- **score** (*float*) – A score. Output of the score method of this objective.
- **baseline_score** (*float*) – A score. Output of the score method of this objective. In practice, this is the score achieved on this objective with a baseline estimator.

Returns

The percent difference between the scores. Note that for objectives that can be interpreted as percentages, this will be the difference between the reference score and score. For all other objectives, the difference will be normalized by the reference score.

Return type float

classmethod is_defined_for_problem_type(*cls*, *problem_type*)
Returns whether or not an objective is defined for a problem type.

objective_function(*self*, *y_true*, *y_predicted*, *X=None*, *sample_weight=None*)
Objective function for F1 score for multiclass classification using macro averaging.

positive_only(*cls*)
If True, this objective is only valid for positive data. Defaults to False.

score(*self*, *y_true*, *y_predicted*, *X=None*, *sample_weight=None*)
Returns a numerical score indicating performance based on the differences between the predicted and actual values.

Parameters

- **y_predicted** (*pd.Series*) – Predicted values of length [n_samples]
- **y_true** (*pd.Series*) – Actual class labels of length [n_samples]
- **X** (*pd.DataFrame or np.ndarray*) – Extra data of shape [n_samples, n_features] necessary to calculate score
- **sample_weight** (*pd.DataFrame or np.ndarray*) – Sample weights used in computing objective value result

Returns score

validate_inputs(*self*, *y_true*, *y_predicted*)
Validates the input based on a few simple checks.

Parameters

- **y_predicted** (*pd.Series, or pd.DataFrame*) – Predicted values of length [n_samples].
- **y_true** (*pd.Series*) – Actual class labels of length [n_samples].

Raises **ValueError** – If the inputs are malformed.

class evalml.objectives.standard_metrics.**F1Micro**
F1 score for multiclass classification using micro averaging.

Example

```
>>> y_true = pd.Series([0, 1, 0, 2, 0, 1, 2, 1, 2, 0, 2])
>>> y_pred = pd.Series([0, 0, 0, 0, 1, 1, 1, 1, 2, 2, 2])
>>> np.testing.assert_almost_equal(F1Micro().objective_function(y_true, y_pred),␣
↪0.5454545)
```

Attributes

expected_range	[0, 1]
greater_is_better	True
is_bounded_likeT_percentage	
name	F1 Micro
perfect_score	1.0
problem_types	[ProblemTypes.MULTICLASS, ProblemTypes.TIME_SERIES_MULTICLASS]
score_needs_proba	False

Methods

`calculate_percent_difference`	Calculate the percent difference between scores.
`is_defined_for_problem_type`	Returns whether or not an objective is defined for a problem type.
`objective_function`	Objective function for F1 score for multiclass classification.
`positive_only`	If True, this objective is only valid for positive data. Defaults to False.
`score`	Returns a numerical score indicating performance based on the differences between the predicted and actual values.
`validate_inputs`	Validates the input based on a few simple checks.

classmethod calculate_percent_difference(*cls*, *score*, *baseline_score*)

Calculate the percent difference between scores.

Parameters

- **score** (*float*) – A score. Output of the score method of this objective.
- **baseline_score** (*float*) – A score. Output of the score method of this objective. In practice, this is the score achieved on this objective with a baseline estimator.

Returns

The percent difference between the scores. Note that for objectives that can be interpreted as percentages, this will be the difference between the reference score and score. For all other objectives, the difference will be normalized by the reference score.

Return type float

classmethod is_defined_for_problem_type(*cls*, *problem_type*)

Returns whether or not an objective is defined for a problem type.

objective_function(*self*, *y_true*, *y_predicted*, *X=None*, *sample_weight=None*)

Objective function for F1 score for multiclass classification.

positive_only(*cls*)

If True, this objective is only valid for positive data. Defaults to False.

score(*self*, *y_true*, *y_predicted*, *X=None*, *sample_weight=None*)

Returns a numerical score indicating performance based on the differences between the predicted and actual values.

Parameters

- **y_predicted** (*pd.Series*) – Predicted values of length [n_samples]
- **y_true** (*pd.Series*) – Actual class labels of length [n_samples]
- **X** (*pd.DataFrame or np.ndarray*) – Extra data of shape [n_samples, n_features] necessary to calculate score
- **sample_weight** (*pd.DataFrame or np.ndarray*) – Sample weights used in computing objective value result

Returns score

validate_inputs(*self*, *y_true*, *y_predicted*)

Validates the input based on a few simple checks.

Parameters

- **y_predicted** (*pd.Series, or pd.DataFrame*) – Predicted values of length [n_samples].
- **y_true** (*pd.Series*) – Actual class labels of length [n_samples].

Raises **ValueError** – If the inputs are malformed.

class evalml.objectives.standard_metrics.**F1Weighted**

F1 score for multiclass classification using weighted averaging.

Example

```
>>> y_true = pd.Series([0, 1, 0, 2, 0, 1, 2, 1, 2, 0, 2])
>>> y_pred = pd.Series([0, 0, 0, 0, 1, 1, 1, 1, 2, 2, 2])
>>> np.testing.assert_almost_equal(F1Weighted().objective_function(y_true, y_
↪pred), 0.5454545)
```

Attributes

expected_range	[0, 1]
greater_is_better	True
is_bounded_likert	True
name	F1 Weighted
perfect_score	1.0
problem_types	[ProblemTypes.MULTICLASS, ProblemTypes.TIME_SERIES_MULTICLASS]
score_needs_proba	False

Methods

calculate_percent_difference	Calculate the percent difference between scores.
is_defined_for_problem_type	Returns whether or not an objective is defined for a problem type.
objective_function	Objective function for F1 score for multiclass classification using weighted averaging.
positive_only	If True, this objective is only valid for positive data. Defaults to False.

continues on next page

Table 235 – continued from previous page

score	Returns a numerical score indicating performance based on the differences between the predicted and actual values.
validate_inputs	Validates the input based on a few simple checks.

classmethod calculate_percent_difference(*cls*, *score*, *baseline_score*)

Calculate the percent difference between scores.

Parameters

- **score** (*float*) – A score. Output of the score method of this objective.
- **baseline_score** (*float*) – A score. Output of the score method of this objective. In practice, this is the score achieved on this objective with a baseline estimator.

Returns

The percent difference between the scores. Note that for objectives that can be interpreted as percentages, this will be the difference between the reference score and score. For all other objectives, the difference will be normalized by the reference score.

Return type float

classmethod is_defined_for_problem_type(*cls*, *problem_type*)

Returns whether or not an objective is defined for a problem type.

objective_function(*self*, *y_true*, *y_predicted*, *X=None*, *sample_weight=None*)

Objective function for F1 score for multiclass classification using weighted averaging.

positive_only(*cls*)

If True, this objective is only valid for positive data. Defaults to False.

score(*self*, *y_true*, *y_predicted*, *X=None*, *sample_weight=None*)

Returns a numerical score indicating performance based on the differences between the predicted and actual values.

Parameters

- **y_predicted** (*pd.Series*) – Predicted values of length [n_samples]
- **y_true** (*pd.Series*) – Actual class labels of length [n_samples]
- **X** (*pd.DataFrame or np.ndarray*) – Extra data of shape [n_samples, n_features] necessary to calculate score
- **sample_weight** (*pd.DataFrame or np.ndarray*) – Sample weights used in computing objective value result

Returns score

validate_inputs(*self*, *y_true*, *y_predicted*)

Validates the input based on a few simple checks.

Parameters

- **y_predicted** (*pd.Series, or pd.DataFrame*) – Predicted values of length [n_samples].
- **y_true** (*pd.Series*) – Actual class labels of length [n_samples].

Raises **ValueError** – If the inputs are malformed.

class evalml.objectives.standard_metrics.**Gini**

Gini coefficient for binary classification.

Example

```
>>> y_true = pd.Series([0, 1, 1, 0, 0, 1, 1, 1, 0, 1, 1])
>>> y_pred = pd.Series([0, 0, 0, 0, 0, 0, 0, 0, 0, 0, 1])
>>> np.testing.assert_almost_equal(Gini().objective_function(y_true, y_pred), 0.
↪1428571)
```

Attributes

expected_range	None
greater_is_better	True
is_bounded_like_a_percentage	False
name	Gini
perfect_score	1.0
problem_types	[ProblemTypes.BINARY, ProblemTypes.TIME_SERIES_BINARY]
score_needs_proba	True

Methods

calculate_percent_difference	Calculate the percent difference between scores.
can_optimize_threshold	Returns a boolean determining if we can optimize the binary classification objective threshold.
decision_function	Apply a learned threshold to predicted probabilities to get predicted classes.
is_defined_for_problem_type	Returns whether or not an objective is defined for a problem type.
objective_function	Objective function for Gini coefficient for binary classification.
optimize_threshold	Learn a binary classification threshold which optimizes the current objective.
positive_only	If True, this objective is only valid for positive data. Defaults to False.
score	Returns a numerical score indicating performance based on the differences between the predicted and actual values.
validate_inputs	Validate inputs for scoring.

classmethod calculate_percent_difference(*cls*, *score*, *baseline_score*)

Calculate the percent difference between scores.

Parameters

- **score** (*float*) – A score. Output of the score method of this objective.
- **baseline_score** (*float*) – A score. Output of the score method of this objective. In practice, this is the score achieved on this objective with a baseline estimator.

Returns

The percent difference between the scores. Note that for objectives that can be interpreted as percentages, this will be the difference between the reference score and score. For all other objectives, the difference will be normalized by the reference score.

Return type float

property can_optimize_threshold(*cls*)

Returns a boolean determining if we can optimize the binary classification objective threshold.

This will be false for any objective that works directly with predicted probabilities, like log loss and AUC. Otherwise, it will be true.

Returns Whether or not an objective can be optimized.

Return type bool

decision_function(*self*, *ypred_proba*, *threshold=0.5*, *X=None*)

Apply a learned threshold to predicted probabilities to get predicted classes.

Parameters

- **ypred_proba** (*pd.Series, np.ndarray*) – The classifier's predicted probabilities
- **threshold** (*float, optional*) – Threshold used to make a prediction. Defaults to 0.5.
- **X** (*pd.DataFrame, optional*) – Any extra columns that are needed from training data.

Returns predictions

classmethod is_defined_for_problem_type(*cls*, *problem_type*)

Returns whether or not an objective is defined for a problem type.

objective_function(*self*, *y_true*, *y_predicted*, *X=None*, *sample_weight=None*)

Objective function for Gini coefficient for binary classification.

optimize_threshold(*self*, *ypred_proba*, *y_true*, *X=None*)

Learn a binary classification threshold which optimizes the current objective.

Parameters

- **ypred_proba** (*pd.Series*) – The classifier's predicted probabilities
- **y_true** (*pd.Series*) – The ground truth for the predictions.
- **X** (*pd.DataFrame, optional*) – Any extra columns that are needed from training data.

Returns Optimal threshold for this objective.

Raises **RuntimeError** – If objective cannot be optimized.

positive_only(*cls*)

If True, this objective is only valid for positive data. Defaults to False.

score(*self*, *y_true*, *y_predicted*, *X=None*, *sample_weight=None*)

Returns a numerical score indicating performance based on the differences between the predicted and actual values.

Parameters

- **y_predicted** (*pd.Series*) – Predicted values of length [n_samples]
- **y_true** (*pd.Series*) – Actual class labels of length [n_samples]
- **X** (*pd.DataFrame or np.ndarray*) – Extra data of shape [n_samples, n_features] necessary to calculate score

- **sample_weight** (*pd.DataFrame or np.ndarray*) – Sample weights used in computing objective value result

Returns score

validate_inputs(*self*, *y_true*, *y_predicted*)
Validate inputs for scoring.

class evalml.objectives.standard_metrics.**LogLossBinary**
Log Loss for binary classification.

Example

```
>>> y_true = pd.Series([0, 1, 1, 0, 0, 1, 1, 1, 0, 1, 1])
>>> y_pred = pd.Series([0, 0, 0, 0, 0, 0, 0, 0, 0, 0, 1])
>>> np.testing.assert_almost_equal(LogLossBinary().objective_function(y_true, y_
↪pred), 18.8393325)
```

Attributes

expected_range	[0, 1]
greater_is_better	False
is_bounded_like_percentage	False
name	Log Loss Binary
perfect_score	0.0
problem_types	[ProblemTypes.BINARY, ProblemTypes.TIME_SERIES_BINARY]
score_needs_proba	True

Methods

calculate_percent_difference	Calculate the percent difference between scores.
can_optimize_threshold	Returns a boolean determining if we can optimize the binary classification objective threshold.
decision_function	Apply a learned threshold to predicted probabilities to get predicted classes.
is_defined_for_problem_type	Returns whether or not an objective is defined for a problem type.
objective_function	Objective function for log loss for binary classification.
optimize_threshold	Learn a binary classification threshold which optimizes the current objective.
positive_only	If True, this objective is only valid for positive data. Defaults to False.
score	Returns a numerical score indicating performance based on the differences between the predicted and actual values.
validate_inputs	Validate inputs for scoring.

classmethod calculate_percent_difference(*cls*, *score*, *baseline_score*)
Calculate the percent difference between scores.

Parameters

- **score** (*float*) – A score. Output of the score method of this objective.
- **baseline_score** (*float*) – A score. Output of the score method of this objective. In practice, this is the score achieved on this objective with a baseline estimator.

Returns

The percent difference between the scores. Note that for objectives that can be interpreted as percentages, this will be the difference between the reference score and score. For all other objectives, the difference will be normalized by the reference score.

Return type float

property can_optimize_threshold(*cls*)

Returns a boolean determining if we can optimize the binary classification objective threshold.

This will be false for any objective that works directly with predicted probabilities, like log loss and AUC. Otherwise, it will be true.

Returns Whether or not an objective can be optimized.

Return type bool

decision_function(*self*, *ypred_proba*, *threshold=0.5*, *X=None*)

Apply a learned threshold to predicted probabilities to get predicted classes.

Parameters

- **ypred_proba** (*pd.Series, np.ndarray*) – The classifier's predicted probabilities
- **threshold** (*float, optional*) – Threshold used to make a prediction. Defaults to 0.5.
- **X** (*pd.DataFrame, optional*) – Any extra columns that are needed from training data.

Returns predictions

classmethod is_defined_for_problem_type(*cls*, *problem_type*)

Returns whether or not an objective is defined for a problem type.

objective_function(*self*, *y_true*, *y_predicted*, *X=None*, *sample_weight=None*)

Objective function for log loss for binary classification.

optimize_threshold(*self*, *ypred_proba*, *y_true*, *X=None*)

Learn a binary classification threshold which optimizes the current objective.

Parameters

- **ypred_proba** (*pd.Series*) – The classifier's predicted probabilities
- **y_true** (*pd.Series*) – The ground truth for the predictions.
- **X** (*pd.DataFrame, optional*) – Any extra columns that are needed from training data.

Returns Optimal threshold for this objective.

Raises **RuntimeError** – If objective cannot be optimized.

positive_only(*cls*)

If True, this objective is only valid for positive data. Defaults to False.

score (*self*, *y_true*, *y_predicted*, *X=None*, *sample_weight=None*)
Returns a numerical score indicating performance based on the differences between the predicted and actual values.

Parameters

- **y_predicted** (*pd.Series*) – Predicted values of length [n_samples]
- **y_true** (*pd.Series*) – Actual class labels of length [n_samples]
- **X** (*pd.DataFrame or np.ndarray*) – Extra data of shape [n_samples, n_features] necessary to calculate score
- **sample_weight** (*pd.DataFrame or np.ndarray*) – Sample weights used in computing objective value result

Returns score

validate_inputs (*self*, *y_true*, *y_predicted*)
Validate inputs for scoring.

class evalml.objectives.standard_metrics.**LogLossMulticlass**
Log Loss for multiclass classification.

Example

```
>>> y_true = [0, 1, 2, 0, 2, 1]
>>> y_pred = [[0.7, 0.2, 0.1],
...           [0.3, 0.5, 0.2],
...           [0.1, 0.3, 0.6],
...           [0.9, 0.1, 0.0],
...           [0.3, 0.1, 0.6],
...           [0.5, 0.5, 0.0]]
>>> np.testing.assert_almost_equal(LogLossMulticlass().objective_function(y_true,␣
↪y_pred), 0.4783301)
```

Attributes

expected_range	[0, 1]
greater_is_better	False
is_bounded_likewise	False
name	Log Loss Multiclass
perfect_score	0.0
problem_types	[ProblemTypes.MULTICLASS, ProblemTypes.TIME_SERIES_MULTICLASS]
score_needs_proba	True

Methods

calculate_percent_difference	Calculate the percent difference between scores.
is_defined_for_problem_type	Returns whether or not an objective is defined for a problem type.
objective_function	Objective function for log loss for multiclass classification.

continues on next page

Table 238 – continued from previous page

positive_only	If True, this objective is only valid for positive data. Defaults to False.
score	Returns a numerical score indicating performance based on the differences between the predicted and actual values.
validate_inputs	Validates the input based on a few simple checks.

classmethod calculate_percent_difference(*cls*, *score*, *baseline_score*)

Calculate the percent difference between scores.

Parameters

- **score** (*float*) – A score. Output of the score method of this objective.
- **baseline_score** (*float*) – A score. Output of the score method of this objective. In practice, this is the score achieved on this objective with a baseline estimator.

Returns

The percent difference between the scores. Note that for objectives that can be interpreted as percentages, this will be the difference between the reference score and score. For all other objectives, the difference will be normalized by the reference score.

Return type float

classmethod is_defined_for_problem_type(*cls*, *problem_type*)

Returns whether or not an objective is defined for a problem type.

objective_function(*self*, *y_true*, *y_predicted*, *X=None*, *sample_weight=None*)

Objective function for log loss for multiclass classification.

positive_only(*cls*)

If True, this objective is only valid for positive data. Defaults to False.

score(*self*, *y_true*, *y_predicted*, *X=None*, *sample_weight=None*)

Returns a numerical score indicating performance based on the differences between the predicted and actual values.

Parameters

- **y_predicted** (*pd.Series*) – Predicted values of length [n_samples]
- **y_true** (*pd.Series*) – Actual class labels of length [n_samples]
- **X** (*pd.DataFrame or np.ndarray*) – Extra data of shape [n_samples, n_features] necessary to calculate score
- **sample_weight** (*pd.DataFrame or np.ndarray*) – Sample weights used in computing objective value result

Returns score

validate_inputs(*self*, *y_true*, *y_predicted*)

Validates the input based on a few simple checks.

Parameters

- **y_predicted** (*pd.Series, or pd.DataFrame*) – Predicted values of length [n_samples].
- **y_true** (*pd.Series*) – Actual class labels of length [n_samples].

Raises **ValueError** – If the inputs are malformed.

class evalml.objectives.standard_metrics.**MAE**

Mean absolute error for regression.

Example

```
>>> y_true = pd.Series([1.5, 2, 3, 1, 0.5, 1, 2.5, 2.5, 1, 0.5, 2])
>>> y_pred = pd.Series([1.5, 2.5, 2, 1, 0.5, 1, 3, 2.25, 0.75, 0.25, 1.75])
>>> np.testing.assert_almost_equal(MAE().objective_function(y_true, y_pred), 0.
↪2727272)
```

Attributes

expected_range	None
greater_is_better	False
is_bounded_like_percentage	True
name	MAE
perfect_score	0.0
problem_types	[ProblemTypes.REGRESSION, ProblemTypes.TIME_SERIES_REGRESSION]
score_needs_proba	False

Methods

calculate_percent_difference	Calculate the percent difference between scores.
is_defined_for_problem_type	Returns whether or not an objective is defined for a problem type.
objective_function	Objective function for mean absolute error for regression.
positive_only	If True, this objective is only valid for positive data. Defaults to False.
score	Returns a numerical score indicating performance based on the differences between the predicted and actual values.
validate_inputs	Validates the input based on a few simple checks.

classmethod calculate_percent_difference(*cls*, *score*, *baseline_score*)

Calculate the percent difference between scores.

Parameters

- **score** (*float*) – A score. Output of the score method of this objective.
- **baseline_score** (*float*) – A score. Output of the score method of this objective. In practice, this is the score achieved on this objective with a baseline estimator.

Returns

The percent difference between the scores. Note that for objectives that can be interpreted as percentages, this will be the difference between the reference score and score. For all other objectives, the difference will be normalized by the reference score.

Return type float

classmethod is_defined_for_problem_type(*cls*, *problem_type*)
Returns whether or not an objective is defined for a problem type.

objective_function(*self*, *y_true*, *y_predicted*, *X=None*, *sample_weight=None*)
Objective function for mean absolute error for regression.

positive_only(*cls*)
If True, this objective is only valid for positive data. Defaults to False.

score(*self*, *y_true*, *y_predicted*, *X=None*, *sample_weight=None*)
Returns a numerical score indicating performance based on the differences between the predicted and actual values.

Parameters

- **y_predicted** (*pd.Series*) – Predicted values of length [n_samples]
- **y_true** (*pd.Series*) – Actual class labels of length [n_samples]
- **X** (*pd.DataFrame or np.ndarray*) – Extra data of shape [n_samples, n_features] necessary to calculate score
- **sample_weight** (*pd.DataFrame or np.ndarray*) – Sample weights used in computing objective value result

Returns score

validate_inputs(*self*, *y_true*, *y_predicted*)
Validates the input based on a few simple checks.

Parameters

- **y_predicted** (*pd.Series, or pd.DataFrame*) – Predicted values of length [n_samples].
- **y_true** (*pd.Series*) – Actual class labels of length [n_samples].

Raises **ValueError** – If the inputs are malformed.

class evalml.objectives.standard_metrics.**MAPE**
Mean absolute percentage error for time series regression. Scaled by 100 to return a percentage.

Only valid for nonzero inputs. Otherwise, will throw a ValueError.

Example

```
>>> y_true = pd.Series([1.5, 2, 3, 1, 0.5, 1, 2.5, 2.5, 1, 0.5, 2])
>>> y_pred = pd.Series([1.5, 2.5, 2, 1, 0.5, 1, 3, 2.25, 0.75, 0.25, 1.75])
>>> np.testing.assert_almost_equal(MAPE().objective_function(y_true, y_pred), 15.
↪9848484)
```

Attributes

expected_range	None
greater_is_better	False
is_bounded_like_percentage	False
name	Mean Absolute Percentage Error
perfect_score	0.0
problem_types	[ProblemTypes.TIME_SERIES_REGRESSION]
score_needs_proba	False

Methods

calculate_percent_difference	Calculate the percent difference between scores.
is_defined_for_problem_type	Returns whether or not an objective is defined for a problem type.
objective_function	Objective function for mean absolute percentage error for time series regression.
positive_only	If True, this objective is only valid for positive data.
score	Returns a numerical score indicating performance based on the differences between the predicted and actual values.
validate_inputs	Validates the input based on a few simple checks.

classmethod calculate_percent_difference(*cls*, *score*, *baseline_score*)

Calculate the percent difference between scores.

Parameters

- **score** (*float*) – A score. Output of the score method of this objective.
- **baseline_score** (*float*) – A score. Output of the score method of this objective. In practice, this is the score achieved on this objective with a baseline estimator.

Returns

The percent difference between the scores. Note that for objectives that can be interpreted as percentages, this will be the difference between the reference score and score. For all other objectives, the difference will be normalized by the reference score.

Return type float

classmethod is_defined_for_problem_type(*cls*, *problem_type*)

Returns whether or not an objective is defined for a problem type.

objective_function(*self*, *y_true*, *y_predicted*, *X=None*, *sample_weight=None*)

Objective function for mean absolute percentage error for time series regression.

positive_only(*self*)

If True, this objective is only valid for positive data.

score(*self*, *y_true*, *y_predicted*, *X=None*, *sample_weight=None*)

Returns a numerical score indicating performance based on the differences between the predicted and actual values.

Parameters

- **y_predicted** (*pd.Series*) – Predicted values of length [n_samples]

- **y_true** (*pd.Series*) – Actual class labels of length [n_samples]
- **X** (*pd.DataFrame or np.ndarray*) – Extra data of shape [n_samples, n_features] necessary to calculate score
- **sample_weight** (*pd.DataFrame or np.ndarray*) – Sample weights used in computing objective value result

Returns score

validate_inputs (*self, y_true, y_predicted*)

Validates the input based on a few simple checks.

Parameters

- **y_predicted** (*pd.Series, or pd.DataFrame*) – Predicted values of length [n_samples].
- **y_true** (*pd.Series*) – Actual class labels of length [n_samples].

Raises **ValueError** – If the inputs are malformed.

class evalml.objectives.standard_metrics.**MaxError**

Maximum residual error for regression.

Example

```
>>> y_true = pd.Series([1.5, 2, 3, 1, 0.5, 1, 2.5, 2.5, 1, 0.5, 2])
>>> y_pred = pd.Series([1.5, 2.5, 2, 1, 0.5, 1, 3, 2.25, 0.75, 0.25, 1.75])
>>> np.testing.assert_almost_equal(MaxError().objective_function(y_true, y_pred),␣
↪1.0)
```

Attributes

expected_range	None
greater_is_better	False
is_bounded_like_percentage	False
name	MaxError
perfect_score	0.0
problem_types	[ProblemTypes.REGRESSION, ProblemTypes.TIME_SERIES_REGRESSION]
score_needs_proba	False

Methods

calculate_percent_difference	Calculate the percent difference between scores.
is_defined_for_problem_type	Returns whether or not an objective is defined for a problem type.
objective_function	Objective function for maximum residual error for regression.
positive_only	If True, this objective is only valid for positive data. Defaults to False.

continues on next page

Table 241 – continued from previous page

score	Returns a numerical score indicating performance based on the differences between the predicted and actual values.
validate_inputs	Validates the input based on a few simple checks.

classmethod calculate_percent_difference(*cls*, *score*, *baseline_score*)

Calculate the percent difference between scores.

Parameters

- **score** (*float*) – A score. Output of the score method of this objective.
- **baseline_score** (*float*) – A score. Output of the score method of this objective. In practice, this is the score achieved on this objective with a baseline estimator.

Returns

The percent difference between the scores. Note that for objectives that can be interpreted as percentages, this will be the difference between the reference score and score. For all other objectives, the difference will be normalized by the reference score.

Return type float

classmethod is_defined_for_problem_type(*cls*, *problem_type*)

Returns whether or not an objective is defined for a problem type.

objective_function(*self*, *y_true*, *y_predicted*, *X=None*, *sample_weight=None*)

Objective function for maximum residual error for regression.

positive_only(*cls*)

If True, this objective is only valid for positive data. Defaults to False.

score(*self*, *y_true*, *y_predicted*, *X=None*, *sample_weight=None*)

Returns a numerical score indicating performance based on the differences between the predicted and actual values.

Parameters

- **y_predicted** (*pd.Series*) – Predicted values of length [n_samples]
- **y_true** (*pd.Series*) – Actual class labels of length [n_samples]
- **X** (*pd.DataFrame or np.ndarray*) – Extra data of shape [n_samples, n_features] necessary to calculate score
- **sample_weight** (*pd.DataFrame or np.ndarray*) – Sample weights used in computing objective value result

Returns score

validate_inputs(*self*, *y_true*, *y_predicted*)

Validates the input based on a few simple checks.

Parameters

- **y_predicted** (*pd.Series, or pd.DataFrame*) – Predicted values of length [n_samples].
- **y_true** (*pd.Series*) – Actual class labels of length [n_samples].

Raises **ValueError** – If the inputs are malformed.

class evalml.objectives.standard_metrics.**MCCBinary**

Matthews correlation coefficient for binary classification.

Example

```
>>> y_true = pd.Series([0, 1, 1, 0, 0, 1, 1, 1, 0, 1, 1])
>>> y_pred = pd.Series([0, 0, 0, 0, 0, 0, 0, 0, 0, 0, 1])
>>> np.testing.assert_almost_equal(MCCBinary().objective_function(y_true, y_pred),
↪ 0.2390457)
```

Attributes

expected_range	None
greater_is_better	True
is_bounded_like_a_percentage	False
name	MCC Binary
perfect_score	1.0
problem_types	[ProblemTypes.BINARY, ProblemTypes.TIME_SERIES_BINARY]
score_needs_proba	False

Methods

calculate_percent_difference	Calculate the percent difference between scores.
can_optimize_threshold	Returns a boolean determining if we can optimize the binary classification objective threshold.
decision_function	Apply a learned threshold to predicted probabilities to get predicted classes.
is_defined_for_problem_type	Returns whether or not an objective is defined for a problem type.
objective_function	Objective function for Matthews correlation coefficient for binary classification.
optimize_threshold	Learn a binary classification threshold which optimizes the current objective.
positive_only	If True, this objective is only valid for positive data. Defaults to False.
score	Returns a numerical score indicating performance based on the differences between the predicted and actual values.
validate_inputs	Validate inputs for scoring.

classmethod calculate_percent_difference(*cls*, *score*, *baseline_score*)

Calculate the percent difference between scores.

Parameters

- **score** (*float*) – A score. Output of the score method of this objective.
- **baseline_score** (*float*) – A score. Output of the score method of this objective. In practice, this is the score achieved on this objective with a baseline estimator.

Returns

The percent difference between the scores. Note that for objectives that can be interpreted as percentages, this will be the difference between the reference score and score. For all other objectives, the difference will be normalized by the reference score.

Return type float

property can_optimize_threshold(*cls*)

Returns a boolean determining if we can optimize the binary classification objective threshold.

This will be false for any objective that works directly with predicted probabilities, like log loss and AUC. Otherwise, it will be true.

Returns Whether or not an objective can be optimized.

Return type bool

decision_function(*self*, *ypred_proba*, *threshold=0.5*, *X=None*)

Apply a learned threshold to predicted probabilities to get predicted classes.

Parameters

- **ypred_proba** (*pd.Series, np.ndarray*) – The classifier's predicted probabilities
- **threshold** (*float, optional*) – Threshold used to make a prediction. Defaults to 0.5.
- **X** (*pd.DataFrame, optional*) – Any extra columns that are needed from training data.

Returns predictions

classmethod is_defined_for_problem_type(*cls*, *problem_type*)

Returns whether or not an objective is defined for a problem type.

objective_function(*self*, *y_true*, *y_predicted*, *X=None*, *sample_weight=None*)

Objective function for Matthews correlation coefficient for binary classification.

optimize_threshold(*self*, *ypred_proba*, *y_true*, *X=None*)

Learn a binary classification threshold which optimizes the current objective.

Parameters

- **ypred_proba** (*pd.Series*) – The classifier's predicted probabilities
- **y_true** (*pd.Series*) – The ground truth for the predictions.
- **X** (*pd.DataFrame, optional*) – Any extra columns that are needed from training data.

Returns Optimal threshold for this objective.

Raises **RuntimeError** – If objective cannot be optimized.

positive_only(*cls*)

If True, this objective is only valid for positive data. Defaults to False.

score(*self*, *y_true*, *y_predicted*, *X=None*, *sample_weight=None*)

Returns a numerical score indicating performance based on the differences between the predicted and actual values.

Parameters

- **y_predicted** (*pd.Series*) – Predicted values of length [n_samples]
- **y_true** (*pd.Series*) – Actual class labels of length [n_samples]
- **X** (*pd.DataFrame or np.ndarray*) – Extra data of shape [n_samples, n_features] necessary to calculate score

- **sample_weight** (*pd.DataFrame or np.ndarray*) – Sample weights used in computing objective value result

Returns score

validate_inputs(*self*, *y_true*, *y_predicted*)
Validate inputs for scoring.

class evalml.objectives.standard_metrics.**MCCMulticlass**
Matthews correlation coefficient for multiclass classification.

Example

```
>>> y_true = pd.Series([0, 1, 0, 2, 0, 1, 2, 1, 2, 0, 2])
>>> y_pred = pd.Series([0, 0, 0, 0, 1, 1, 1, 1, 2, 2, 2])
>>> np.testing.assert_almost_equal(MCCMulticlass().objective_function(y_true, y_
↪pred), 0.325)
```

Attributes

expected_range	None
greater_is_better	True
is_bounded_like	False
name	MCC Multiclass
perfect_score	1.0
problem_types	[ProblemTypes.MULTICLASS, ProblemTypes.TIME_SERIES_MULTICLASS]
score_needs_proba	False

Methods

calculate_percent_difference	Calculate the percent difference between scores.
is_defined_for_problem_type	Returns whether or not an objective is defined for a problem type.
objective_function	Objective function for Matthews correlation coefficient for multiclass classification.
positive_only	If True, this objective is only valid for positive data. Defaults to False.
score	Returns a numerical score indicating performance based on the differences between the predicted and actual values.
validate_inputs	Validates the input based on a few simple checks.

classmethod calculate_percent_difference(*cls*, *score*, *baseline_score*)
Calculate the percent difference between scores.

Parameters

- **score** (*float*) – A score. Output of the score method of this objective.
- **baseline_score** (*float*) – A score. Output of the score method of this objective. In practice, this is the score achieved on this objective with a baseline estimator.

Returns

The percent difference between the scores. Note that for objectives that can be interpreted as percentages, this will be the difference between the reference score and score. For all other objectives, the difference will be normalized by the reference score.

Return type float

classmethod is_defined_for_problem_type(*cls*, *problem_type*)
Returns whether or not an objective is defined for a problem type.

objective_function(*self*, *y_true*, *y_predicted*, *X=None*, *sample_weight=None*)
Objective function for Matthews correlation coefficient for multiclass classification.

positive_only(*cls*)
If True, this objective is only valid for positive data. Defaults to False.

score(*self*, *y_true*, *y_predicted*, *X=None*, *sample_weight=None*)
Returns a numerical score indicating performance based on the differences between the predicted and actual values.

Parameters

- **y_predicted** (*pd.Series*) – Predicted values of length [n_samples]
- **y_true** (*pd.Series*) – Actual class labels of length [n_samples]
- **X** (*pd.DataFrame or np.ndarray*) – Extra data of shape [n_samples, n_features] necessary to calculate score
- **sample_weight** (*pd.DataFrame or np.ndarray*) – Sample weights used in computing objective value result

Returns score

validate_inputs(*self*, *y_true*, *y_predicted*)
Validates the input based on a few simple checks.

Parameters

- **y_predicted** (*pd.Series, or pd.DataFrame*) – Predicted values of length [n_samples].
- **y_true** (*pd.Series*) – Actual class labels of length [n_samples].

Raises **ValueError** – If the inputs are malformed.

class evalml.objectives.standard_metrics.**MeanSquaredLogError**
Mean squared log error for regression.

Only valid for nonnegative inputs. Otherwise, will throw a ValueError.

Example

```
>>> y_true = pd.Series([1.5, 2, 3, 1, 0.5, 1, 2.5, 2.5, 1, 0.5, 2])
>>> y_pred = pd.Series([1.5, 2.5, 2, 1, 0.5, 1, 3, 2.25, 0.75, 0.25, 1.75])
>>> np.testing.assert_almost_equal(MeanSquaredLogError().objective_function(y_
↪true, y_pred), 0.0171353)
```

Attributes

expected_range	None
greater_is_better	False
is_bounded_like_percentage	False
name	Mean Squared Log Error
perfect_score	0.0
problem_types	[ProblemTypes.REGRESSION, ProblemTypes.TIME_SERIES_REGRESSION]
score_needs_proba	False

Methods

`calculate_percent_difference`	Calculate the percent difference between scores.
`is_defined_for_problem_type`	Returns whether or not an objective is defined for a problem type.
`objective_function`	Objective function for mean squared log error for regression.
`positive_only`	If True, this objective is only valid for positive data.
`score`	Returns a numerical score indicating performance based on the differences between the predicted and actual values.
`validate_inputs`	Validates the input based on a few simple checks.

classmethod calculate_percent_difference(*cls*, *score*, *baseline_score*)

Calculate the percent difference between scores.

Parameters

- **score** (*float*) – A score. Output of the score method of this objective.
- **baseline_score** (*float*) – A score. Output of the score method of this objective. In practice, this is the score achieved on this objective with a baseline estimator.

Returns

The percent difference between the scores. Note that for objectives that can be interpreted as percentages, this will be the difference between the reference score and score. For all other objectives, the difference will be normalized by the reference score.

Return type float

classmethod is_defined_for_problem_type(*cls*, *problem_type*)

Returns whether or not an objective is defined for a problem type.

objective_function(*self*, *y_true*, *y_predicted*, *X=None*, *sample_weight=None*)

Objective function for mean squared log error for regression.

positive_only(*self*)

If True, this objective is only valid for positive data.

score(*self*, *y_true*, *y_predicted*, *X=None*, *sample_weight=None*)

Returns a numerical score indicating performance based on the differences between the predicted and actual values.

Parameters

- **y_predicted** (*pd.Series*) – Predicted values of length [n_samples]

- **y_true** (*pd.Series*) – Actual class labels of length [n_samples]
- **X** (*pd.DataFrame or np.ndarray*) – Extra data of shape [n_samples, n_features] necessary to calculate score
- **sample_weight** (*pd.DataFrame or np.ndarray*) – Sample weights used in computing objective value result

Returns score

validate_inputs (*self, y_true, y_predicted*)

Validates the input based on a few simple checks.

Parameters

- **y_predicted** (*pd.Series, or pd.DataFrame*) – Predicted values of length [n_samples].
- **y_true** (*pd.Series*) – Actual class labels of length [n_samples].

Raises **ValueError** – If the inputs are malformed.

class evalml.objectives.standard_metrics.**MedianAE**

Median absolute error for regression.

Example

```
>>> y_true = pd.Series([1.5, 2, 3, 1, 0.5, 1, 2.5, 2.5, 1, 0.5, 2])
>>> y_pred = pd.Series([1.5, 2.5, 2, 1, 0.5, 1, 3, 2.25, 0.75, 0.25, 1.75])
>>> np.testing.assert_almost_equal(MedianAE().objective_function(y_true, y_pred),␣
↪0.25)
```

Attributes

expected_range	None
greater_is_better	False
is_bounded_like_percentage	False
name	MedianAE
perfect_score	0.0
problem_types	[ProblemTypes.REGRESSION, ProblemTypes.TIME_SERIES_REGRESSION]
score_needs_proba	False

Methods

calculate_percent_difference	Calculate the percent difference between scores.
is_defined_for_problem_type	Returns whether or not an objective is defined for a problem type.
objective_function	Objective function for median absolute error for regression.
positive_only	If True, this objective is only valid for positive data. Defaults to False.

continues on next page

Table 245 – continued from previous page

score	Returns a numerical score indicating performance based on the differences between the predicted and actual values.
validate_inputs	Validates the input based on a few simple checks.

classmethod calculate_percent_difference(*cls*, *score*, *baseline_score*)

Calculate the percent difference between scores.

Parameters

- **score** (*float*) – A score. Output of the score method of this objective.
- **baseline_score** (*float*) – A score. Output of the score method of this objective. In practice, this is the score achieved on this objective with a baseline estimator.

Returns

The percent difference between the scores. Note that for objectives that can be interpreted as percentages, this will be the difference between the reference score and score. For all other objectives, the difference will be normalized by the reference score.

Return type float

classmethod is_defined_for_problem_type(*cls*, *problem_type*)

Returns whether or not an objective is defined for a problem type.

objective_function(*self*, *y_true*, *y_predicted*, *X=None*, *sample_weight=None*)

Objective function for median absolute error for regression.

positive_only(*cls*)

If True, this objective is only valid for positive data. Defaults to False.

score(*self*, *y_true*, *y_predicted*, *X=None*, *sample_weight=None*)

Returns a numerical score indicating performance based on the differences between the predicted and actual values.

Parameters

- **y_predicted** (*pd.Series*) – Predicted values of length [n_samples]
- **y_true** (*pd.Series*) – Actual class labels of length [n_samples]
- **X** (*pd.DataFrame or np.ndarray*) – Extra data of shape [n_samples, n_features] necessary to calculate score
- **sample_weight** (*pd.DataFrame or np.ndarray*) – Sample weights used in computing objective value result

Returns score

validate_inputs(*self*, *y_true*, *y_predicted*)

Validates the input based on a few simple checks.

Parameters

- **y_predicted** (*pd.Series, or pd.DataFrame*) – Predicted values of length [n_samples].
- **y_true** (*pd.Series*) – Actual class labels of length [n_samples].

Raises **ValueError** – If the inputs are malformed.

class evalml.objectives.standard_metrics.**MSE**

Mean squared error for regression.

Example

```
>>> y_true = pd.Series([1.5, 2, 3, 1, 0.5, 1, 2.5, 2.5, 1, 0.5, 2])
>>> y_pred = pd.Series([1.5, 2.5, 2, 1, 0.5, 1, 3, 2.25, 0.75, 0.25, 1.75])
>>> np.testing.assert_almost_equal(MSE().objective_function(y_true, y_pred), 0.
↪1590909)
```

Attributes

expected_range	None
greater_is_better	False
is_bounded_like_a_percentage	False
name	MSE
perfect_score	0.0
problem_types	[ProblemTypes.REGRESSION, ProblemTypes.TIME_SERIES_REGRESSION]
score_needs_proba	False

Methods

calculate_percent_difference	Calculate the percent difference between scores.
is_defined_for_problem_type	Returns whether or not an objective is defined for a problem type.
objective_function	Objective function for mean squared error for regression.
positive_only	If True, this objective is only valid for positive data. Defaults to False.
score	Returns a numerical score indicating performance based on the differences between the predicted and actual values.
validate_inputs	Validates the input based on a few simple checks.

classmethod calculate_percent_difference(*cls*, *score*, *baseline_score*)

Calculate the percent difference between scores.

Parameters

- **score** (*float*) – A score. Output of the score method of this objective.
- **baseline_score** (*float*) – A score. Output of the score method of this objective. In practice, this is the score achieved on this objective with a baseline estimator.

Returns

The percent difference between the scores. Note that for objectives that can be interpreted as percentages, this will be the difference between the reference score and score. For all other objectives, the difference will be normalized by the reference score.

Return type float

classmethod is_defined_for_problem_type(*cls*, *problem_type*)

Returns whether or not an objective is defined for a problem type.

objective_function(*self*, *y_true*, *y_predicted*, *X=None*, *sample_weight=None*)
Objective function for mean squared error for regression.

positive_only(*cls*)
If True, this objective is only valid for positive data. Defaults to False.

score(*self*, *y_true*, *y_predicted*, *X=None*, *sample_weight=None*)
Returns a numerical score indicating performance based on the differences between the predicted and actual values.

Parameters

- **y_predicted** (*pd.Series*) – Predicted values of length [n_samples]
- **y_true** (*pd.Series*) – Actual class labels of length [n_samples]
- **X** (*pd.DataFrame or np.ndarray*) – Extra data of shape [n_samples, n_features] necessary to calculate score
- **sample_weight** (*pd.DataFrame or np.ndarray*) – Sample weights used in computing objective value result

Returns score

validate_inputs(*self*, *y_true*, *y_predicted*)
Validates the input based on a few simple checks.

Parameters

- **y_predicted** (*pd.Series, or pd.DataFrame*) – Predicted values of length [n_samples].
- **y_true** (*pd.Series*) – Actual class labels of length [n_samples].

Raises **ValueError** – If the inputs are malformed.

class evalml.objectives.standard_metrics.**Precision**
Precision score for binary classification.

Example

```
>>> y_true = pd.Series([0, 1, 1, 0, 0, 1, 1, 1, 0, 1, 1])
>>> y_pred = pd.Series([0, 0, 0, 0, 0, 0, 0, 0, 0, 0, 1])
>>> np.testing.assert_almost_equal(Precision().objective_function(y_true, y_pred),
↪ 1.0)
```

Attributes

expected_range	[0, 1]
greater_is_better	True
is_bounded_like	True
name	Precision
perfect_score	1.0
problem_types	[ProblemTypes.BINARY, ProblemTypes.TIME_SERIES_BINARY]
score_needs_proba	False

Methods

calculate_percent_difference	Calculate the percent difference between scores.
can_optimize_threshold	Returns a boolean determining if we can optimize the binary classification objective threshold.
decision_function	Apply a learned threshold to predicted probabilities to get predicted classes.
is_defined_for_problem_type	Returns whether or not an objective is defined for a problem type.
objective_function	Objective function for precision score for binary classification.
optimize_threshold	Learn a binary classification threshold which optimizes the current objective.
positive_only	If True, this objective is only valid for positive data. Defaults to False.
score	Returns a numerical score indicating performance based on the differences between the predicted and actual values.
validate_inputs	Validate inputs for scoring.

classmethod calculate_percent_difference(*cls*, *score*, *baseline_score*)

Calculate the percent difference between scores.

Parameters

- **score** (*float*) – A score. Output of the score method of this objective.
- **baseline_score** (*float*) – A score. Output of the score method of this objective. In practice, this is the score achieved on this objective with a baseline estimator.

Returns

The percent difference between the scores. Note that for objectives that can be interpreted as percentages, this will be the difference between the reference score and score. For all other objectives, the difference will be normalized by the reference score.

Return type float

property can_optimize_threshold(*cls*)

Returns a boolean determining if we can optimize the binary classification objective threshold.

This will be false for any objective that works directly with predicted probabilities, like log loss and AUC. Otherwise, it will be true.

Returns Whether or not an objective can be optimized.

Return type bool

decision_function(*self*, *ypred_proba*, *threshold=0.5*, *X=None*)

Apply a learned threshold to predicted probabilities to get predicted classes.

Parameters

- **ypred_proba** (*pd.Series, np.ndarray*) – The classifier's predicted probabilities
- **threshold** (*float, optional*) – Threshold used to make a prediction. Defaults to 0.5.
- **X** (*pd.DataFrame, optional*) – Any extra columns that are needed from training data.

Returns predictions

classmethod is_defined_for_problem_type(*cls*, *problem_type*)
Returns whether or not an objective is defined for a problem type.

objective_function(*self*, *y_true*, *y_predicted*, *X=None*, *sample_weight=None*)
Objective function for precision score for binary classification.

optimize_threshold(*self*, *ypred_proba*, *y_true*, *X=None*)
Learn a binary classification threshold which optimizes the current objective.

Parameters

- **ypred_proba** (*pd.Series*) – The classifier's predicted probabilities
- **y_true** (*pd.Series*) – The ground truth for the predictions.
- **X** (*pd.DataFrame, optional*) – Any extra columns that are needed from training data.

Returns Optimal threshold for this objective.

Raises **RuntimeError** – If objective cannot be optimized.

positive_only(*cls*)
If True, this objective is only valid for positive data. Defaults to False.

score(*self*, *y_true*, *y_predicted*, *X=None*, *sample_weight=None*)
Returns a numerical score indicating performance based on the differences between the predicted and actual values.

Parameters

- **y_predicted** (*pd.Series*) – Predicted values of length [n_samples]
- **y_true** (*pd.Series*) – Actual class labels of length [n_samples]
- **X** (*pd.DataFrame or np.ndarray*) – Extra data of shape [n_samples, n_features] necessary to calculate score
- **sample_weight** (*pd.DataFrame or np.ndarray*) – Sample weights used in computing objective value result

Returns score

validate_inputs(*self*, *y_true*, *y_predicted*)
Validate inputs for scoring.

class evalml.objectives.standard_metrics.**PrecisionMacro**
Precision score for multiclass classification using macro-averaging.

Example

```
>>> y_true = pd.Series([0, 1, 0, 2, 0, 1, 2, 1, 2, 0, 2])
>>> y_pred = pd.Series([0, 0, 0, 0, 1, 1, 1, 1, 2, 2, 2])
>>> np.testing.assert_almost_equal(PrecisionMacro().objective_function(y_true, y_
↪pred), 0.5555555)
```

Attributes

expected_range	[0, 1]
greater_is_better	True
is_bounded_likely	True
name	Precision Macro
perfect_score	1.0
problem_types	[ProblemTypes.MULTICLASS, ProblemTypes.TIME_SERIES_MULTICLASS]
score_needs_proba	False

Methods

calculate_percent_difference	Calculate the percent difference between scores.
is_defined_for_problem_type	Returns whether or not an objective is defined for a problem type.
objective_function	Objective function for precision score for multiclass classification using macro-averaging.
positive_only	If True, this objective is only valid for positive data. Defaults to False.
score	Returns a numerical score indicating performance based on the differences between the predicted and actual values.
validate_inputs	Validates the input based on a few simple checks.

classmethod calculate_percent_difference(*cls*, *score*, *baseline_score*)

Calculate the percent difference between scores.

Parameters

- **score** (*float*) – A score. Output of the score method of this objective.
- **baseline_score** (*float*) – A score. Output of the score method of this objective. In practice, this is the score achieved on this objective with a baseline estimator.

Returns

The percent difference between the scores. Note that for objectives that can be interpreted as percentages, this will be the difference between the reference score and score. For all other objectives, the difference will be normalized by the reference score.

Return type float

classmethod is_defined_for_problem_type(*cls*, *problem_type*)

Returns whether or not an objective is defined for a problem type.

objective_function(*self*, *y_true*, *y_predicted*, *X=None*, *sample_weight=None*)

Objective function for precision score for multiclass classification using macro-averaging.

positive_only(*cls*)

If True, this objective is only valid for positive data. Defaults to False.

score(*self*, *y_true*, *y_predicted*, *X=None*, *sample_weight=None*)

Returns a numerical score indicating performance based on the differences between the predicted and actual values.

Parameters

- **y_predicted** (*pd.Series*) – Predicted values of length [n_samples]
- **y_true** (*pd.Series*) – Actual class labels of length [n_samples]
- **X** (*pd.DataFrame or np.ndarray*) – Extra data of shape [n_samples, n_features] necessary to calculate score
- **sample_weight** (*pd.DataFrame or np.ndarray*) – Sample weights used in computing objective value result

Returns score

validate_inputs(*self*, *y_true*, *y_predicted*)

Validates the input based on a few simple checks.

Parameters

- **y_predicted** (*pd.Series, or pd.DataFrame*) – Predicted values of length [n_samples].
- **y_true** (*pd.Series*) – Actual class labels of length [n_samples].

Raises **ValueError** – If the inputs are malformed.

class evalml.objectives.standard_metrics.**PrecisionMicro**

Precision score for multiclass classification using micro averaging.

Example

```
>>> y_true = pd.Series([0, 1, 0, 2, 0, 1, 2, 1, 2, 0, 2])
>>> y_pred = pd.Series([0, 0, 0, 0, 1, 1, 1, 1, 2, 2, 2])
>>> np.testing.assert_almost_equal(PrecisionMicro().objective_function(y_true, y_
↪pred), 0.5454545)
```

Attributes

expected_range	[0, 1]
greater_is_better	True
is_bounded_likert	True
name	Precision Micro
perfect_score	1.0
problem_types	[ProblemTypes.MULTICLASS, ProblemTypes.TIME_SERIES_MULTICLASS]
score_needs_proba	False

Methods

calculate_percent_difference	Calculate the percent difference between scores.
is_defined_for_problem_type	Returns whether or not an objective is defined for a problem type.
objective_function	Objective function for precision score for binary classification using micro-averaging.
positive_only	If True, this objective is only valid for positive data. Defaults to False.

continues on next page

Table 249 – continued from previous page

score	Returns a numerical score indicating performance based on the differences between the predicted and actual values.
validate_inputs	Validates the input based on a few simple checks.

classmethod calculate_percent_difference(*cls*, *score*, *baseline_score*)

Calculate the percent difference between scores.

Parameters

- **score** (*float*) – A score. Output of the score method of this objective.
- **baseline_score** (*float*) – A score. Output of the score method of this objective. In practice, this is the score achieved on this objective with a baseline estimator.

Returns

The percent difference between the scores. Note that for objectives that can be interpreted as percentages, this will be the difference between the reference score and score. For all other objectives, the difference will be normalized by the reference score.

Return type float

classmethod is_defined_for_problem_type(*cls*, *problem_type*)

Returns whether or not an objective is defined for a problem type.

objective_function(*self*, *y_true*, *y_predicted*, *X=None*, *sample_weight=None*)

Objective function for precision score for binary classification using micro-averaging.

positive_only(*cls*)

If True, this objective is only valid for positive data. Defaults to False.

score(*self*, *y_true*, *y_predicted*, *X=None*, *sample_weight=None*)

Returns a numerical score indicating performance based on the differences between the predicted and actual values.

Parameters

- **y_predicted** (*pd.Series*) – Predicted values of length [n_samples]
- **y_true** (*pd.Series*) – Actual class labels of length [n_samples]
- **X** (*pd.DataFrame or np.ndarray*) – Extra data of shape [n_samples, n_features] necessary to calculate score
- **sample_weight** (*pd.DataFrame or np.ndarray*) – Sample weights used in computing objective value result

Returns score

validate_inputs(*self*, *y_true*, *y_predicted*)

Validates the input based on a few simple checks.

Parameters

- **y_predicted** (*pd.Series, or pd.DataFrame*) – Predicted values of length [n_samples].
- **y_true** (*pd.Series*) – Actual class labels of length [n_samples].

Raises **ValueError** – If the inputs are malformed.

class evalml.objectives.standard_metrics.**PrecisionWeighted**

Precision score for multiclass classification using weighted averaging.

Example

```
>>> y_true = pd.Series([0, 1, 0, 2, 0, 1, 2, 1, 2, 0, 2])
>>> y_pred = pd.Series([0, 0, 0, 0, 1, 1, 1, 1, 2, 2, 2])
>>> np.testing.assert_almost_equal(PrecisionWeighted().objective_function(y_true,␣
↪y_pred), 0.5606060)
```

Attributes

expected_range	[0, 1]
greater_is_better	True
is_bounded_like_percentage	True
name	Precision Weighted
perfect_score	1.0
problem_types	[ProblemTypes.MULTICLASS, ProblemTypes.TIME_SERIES_MULTICLASS]
score_needs_proba	False

Methods

calculate_percent_difference	Calculate the percent difference between scores.
is_defined_for_problem_type	Returns whether or not an objective is defined for a problem type.
objective_function	Objective function for precision score for multiclass classification using weighted averaging.
positive_only	If True, this objective is only valid for positive data. Defaults to False.
score	Returns a numerical score indicating performance based on the differences between the predicted and actual values.
validate_inputs	Validates the input based on a few simple checks.

classmethod calculate_percent_difference(*cls*, *score*, *baseline_score*)

Calculate the percent difference between scores.

Parameters

- **score** (*float*) – A score. Output of the score method of this objective.
- **baseline_score** (*float*) – A score. Output of the score method of this objective. In practice, this is the score achieved on this objective with a baseline estimator.

Returns

The percent difference between the scores. Note that for objectives that can be interpreted as percentages, this will be the difference between the reference score and score. For all other objectives, the difference will be normalized by the reference score.

Return type float

classmethod is_defined_for_problem_type(*cls*, *problem_type*)

Returns whether or not an objective is defined for a problem type.

objective_function(*self*, *y_true*, *y_predicted*, *X=None*, *sample_weight=None*)
Objective function for precision score for multiclass classification using weighted averaging.

positive_only(*cls*)
If True, this objective is only valid for positive data. Defaults to False.

score(*self*, *y_true*, *y_predicted*, *X=None*, *sample_weight=None*)
Returns a numerical score indicating performance based on the differences between the predicted and actual values.

Parameters

- **y_predicted** (*pd.Series*) – Predicted values of length [n_samples]
- **y_true** (*pd.Series*) – Actual class labels of length [n_samples]
- **X** (*pd.DataFrame or np.ndarray*) – Extra data of shape [n_samples, n_features] necessary to calculate score
- **sample_weight** (*pd.DataFrame or np.ndarray*) – Sample weights used in computing objective value result

Returns score

validate_inputs(*self*, *y_true*, *y_predicted*)
Validates the input based on a few simple checks.

Parameters

- **y_predicted** (*pd.Series, or pd.DataFrame*) – Predicted values of length [n_samples].
- **y_true** (*pd.Series*) – Actual class labels of length [n_samples].

Raises **ValueError** – If the inputs are malformed.

class evalml.objectives.standard_metrics.**R2**
Coefficient of determination for regression.

Example

```
>>> y_true = pd.Series([1.5, 2, 3, 1, 0.5, 1, 2.5, 2.5, 1, 0.5, 2])
>>> y_pred = pd.Series([1.5, 2.5, 2, 1, 0.5, 1, 3, 2.25, 0.75, 0.25, 1.75])
>>> np.testing.assert_almost_equal(R2().objective_function(y_true, y_pred), 0.
↪7638036)
```

Attributes

expected_range	None
greater_is_better	True
is_bounded_like_percentage	False
name	R2
perfect_score	1
problem_types	[ProblemTypes.REGRESSION, ProblemTypes.TIME_SERIES_REGRESSION]
score_needs_proba	False

Methods

`calculate_percent_difference`	Calculate the percent difference between scores.
`is_defined_for_problem_type`	Returns whether or not an objective is defined for a problem type.
`objective_function`	Objective function for coefficient of determination for regression.
`positive_only`	If True, this objective is only valid for positive data. Defaults to False.
`score`	Returns a numerical score indicating performance based on the differences between the predicted and actual values.
`validate_inputs`	Validates the input based on a few simple checks.

classmethod calculate_percent_difference(*cls*, *score*, *baseline_score*)

Calculate the percent difference between scores.

Parameters

- **score** (*float*) – A score. Output of the score method of this objective.
- **baseline_score** (*float*) – A score. Output of the score method of this objective. In practice, this is the score achieved on this objective with a baseline estimator.

Returns

The percent difference between the scores. Note that for objectives that can be interpreted as percentages, this will be the difference between the reference score and score. For all other objectives, the difference will be normalized by the reference score.

Return type float

classmethod is_defined_for_problem_type(*cls*, *problem_type*)

Returns whether or not an objective is defined for a problem type.

objective_function(*self*, *y_true*, *y_predicted*, *X=None*, *sample_weight=None*)

Objective function for coefficient of determination for regression.

positive_only(*cls*)

If True, this objective is only valid for positive data. Defaults to False.

score(*self*, *y_true*, *y_predicted*, *X=None*, *sample_weight=None*)

Returns a numerical score indicating performance based on the differences between the predicted and actual values.

Parameters

- **y_predicted** (*pd.Series*) – Predicted values of length [n_samples]
- **y_true** (*pd.Series*) – Actual class labels of length [n_samples]
- **X** (*pd.DataFrame or np.ndarray*) – Extra data of shape [n_samples, n_features] necessary to calculate score
- **sample_weight** (*pd.DataFrame or np.ndarray*) – Sample weights used in computing objective value result

Returns score

validate_inputs(*self*, *y_true*, *y_predicted*)

Validates the input based on a few simple checks.

Parameters

- **y_predicted** (*pd.Series, or pd.DataFrame*) – Predicted values of length [n_samples].
- **y_true** (*pd.Series*) – Actual class labels of length [n_samples].

Raises **ValueError** – If the inputs are malformed.

class evalml.objectives.standard_metrics.**Recall**

Recall score for binary classification.

Example

```
>>> y_true = pd.Series([0, 1, 1, 0, 0, 1, 1, 1, 0, 1, 1])
>>> y_pred = pd.Series([0, 0, 0, 0, 0, 0, 0, 0, 0, 0, 1])
>>> np.testing.assert_almost_equal(Recall().objective_function(y_true, y_pred), 0.
↪1428571)
```

Attributes

expected_range	[0, 1]
greater_is_better	True
is_bounded_like_percentage	True
name	Recall
perfect_score	1.0
problem_types	[ProblemTypes.BINARY, ProblemTypes.TIME_SERIES_BINARY]
score_needs_proba	False

Methods

calculate_percent_difference	Calculate the percent difference between scores.
can_optimize_threshold	Returns a boolean determining if we can optimize the binary classification objective threshold.
decision_function	Apply a learned threshold to predicted probabilities to get predicted classes.
is_defined_for_problem_type	Returns whether or not an objective is defined for a problem type.
objective_function	Objective function for recall score for binary classification.
optimize_threshold	Learn a binary classification threshold which optimizes the current objective.
positive_only	If True, this objective is only valid for positive data. Defaults to False.
score	Returns a numerical score indicating performance based on the differences between the predicted and actual values.
validate_inputs	Validate inputs for scoring.

classmethod calculate_percent_difference(*cls*, *score*, *baseline_score*)

Calculate the percent difference between scores.

Parameters

- **score** (*float*) – A score. Output of the score method of this objective.
- **baseline_score** (*float*) – A score. Output of the score method of this objective. In practice, this is the score achieved on this objective with a baseline estimator.

Returns

The percent difference between the scores. Note that for objectives that can be interpreted as percentages, this will be the difference between the reference score and score. For all other objectives, the difference will be normalized by the reference score.

Return type float

property can_optimize_threshold(*cls*)

Returns a boolean determining if we can optimize the binary classification objective threshold.

This will be false for any objective that works directly with predicted probabilities, like log loss and AUC. Otherwise, it will be true.

Returns Whether or not an objective can be optimized.

Return type bool

decision_function(*self*, *ypred_proba*, *threshold=0.5*, *X=None*)

Apply a learned threshold to predicted probabilities to get predicted classes.

Parameters

- **ypred_proba** (*pd.Series, np.ndarray*) – The classifier's predicted probabilities
- **threshold** (*float, optional*) – Threshold used to make a prediction. Defaults to 0.5.
- **X** (*pd.DataFrame, optional*) – Any extra columns that are needed from training data.

Returns predictions

classmethod is_defined_for_problem_type(*cls*, *problem_type*)

Returns whether or not an objective is defined for a problem type.

objective_function(*self*, *y_true*, *y_predicted*, *X=None*, *sample_weight=None*)

Objective function for recall score for binary classification.

optimize_threshold(*self*, *ypred_proba*, *y_true*, *X=None*)

Learn a binary classification threshold which optimizes the current objective.

Parameters

- **ypred_proba** (*pd.Series*) – The classifier's predicted probabilities
- **y_true** (*pd.Series*) – The ground truth for the predictions.
- **X** (*pd.DataFrame, optional*) – Any extra columns that are needed from training data.

Returns Optimal threshold for this objective.

Raises **RuntimeError** – If objective cannot be optimized.

positive_only(*cls*)

If True, this objective is only valid for positive data. Defaults to False.

score (*self*, *y_true*, *y_predicted*, *X=None*, *sample_weight=None*)

Returns a numerical score indicating performance based on the differences between the predicted and actual values.

Parameters

- **y_predicted** (*pd.Series*) – Predicted values of length [n_samples]
- **y_true** (*pd.Series*) – Actual class labels of length [n_samples]
- **X** (*pd.DataFrame or np.ndarray*) – Extra data of shape [n_samples, n_features] necessary to calculate score
- **sample_weight** (*pd.DataFrame or np.ndarray*) – Sample weights used in computing objective value result

Returns score

validate_inputs (*self*, *y_true*, *y_predicted*)

Validate inputs for scoring.

class evalml.objectives.standard_metrics.**RecallMacro**

Recall score for multiclass classification using macro averaging.

Example

```
>>> y_true = pd.Series([0, 1, 0, 2, 0, 1, 2, 1, 2, 0, 2])
>>> y_pred = pd.Series([0, 0, 0, 0, 1, 1, 1, 1, 2, 2, 2])
>>> np.testing.assert_almost_equal(RecallMacro().objective_function(y_true, y_
↪pred), 0.5555555)
```

Attributes

expected_range	[0, 1]
greater_is_better	True
is_bounded_like	True
name	Recall Macro
perfect_score	1.0
problem_types	[ProblemTypes.MULTICLASS, ProblemTypes.TIME_SERIES_MULTICLASS]
score_needs_proba	False

Methods

calculate_percent_difference	Calculate the percent difference between scores.
is_defined_for_problem_type	Returns whether or not an objective is defined for a problem type.
objective_function	Objective function for recall score for multiclass classification using macro-averaging.
positive_only	If True, this objective is only valid for positive data. Defaults to False.

continues on next page

Table 253 – continued from previous page

score	Returns a numerical score indicating performance based on the differences between the predicted and actual values.
validate_inputs	Validates the input based on a few simple checks.

classmethod calculate_percent_difference(*cls*, *score*, *baseline_score*)

Calculate the percent difference between scores.

Parameters

- **score** (*float*) – A score. Output of the score method of this objective.
- **baseline_score** (*float*) – A score. Output of the score method of this objective. In practice, this is the score achieved on this objective with a baseline estimator.

Returns

The percent difference between the scores. Note that for objectives that can be interpreted as percentages, this will be the difference between the reference score and score. For all other objectives, the difference will be normalized by the reference score.

Return type float

classmethod is_defined_for_problem_type(*cls*, *problem_type*)

Returns whether or not an objective is defined for a problem type.

objective_function(*self*, *y_true*, *y_predicted*, *X=None*, *sample_weight=None*)

Objective function for recall score for multiclass classification using macro-averaging.

positive_only(*cls*)

If True, this objective is only valid for positive data. Defaults to False.

score(*self*, *y_true*, *y_predicted*, *X=None*, *sample_weight=None*)

Returns a numerical score indicating performance based on the differences between the predicted and actual values.

Parameters

- **y_predicted** (*pd.Series*) – Predicted values of length [n_samples]
- **y_true** (*pd.Series*) – Actual class labels of length [n_samples]
- **X** (*pd.DataFrame or np.ndarray*) – Extra data of shape [n_samples, n_features] necessary to calculate score
- **sample_weight** (*pd.DataFrame or np.ndarray*) – Sample weights used in computing objective value result

Returns score

validate_inputs(*self*, *y_true*, *y_predicted*)

Validates the input based on a few simple checks.

Parameters

- **y_predicted** (*pd.Series, or pd.DataFrame*) – Predicted values of length [n_samples].
- **y_true** (*pd.Series*) – Actual class labels of length [n_samples].

Raises **ValueError** – If the inputs are malformed.

class evalml.objectives.standard_metrics.**RecallMicro**

Recall score for multiclass classification using micro averaging.

Example

```
>>> y_true = pd.Series([0, 1, 0, 2, 0, 1, 2, 1, 2, 0, 2])
>>> y_pred = pd.Series([0, 0, 0, 0, 1, 1, 1, 1, 2, 2, 2])
>>> np.testing.assert_almost_equal(RecallMicro().objective_function(y_true, y_
↪pred), 0.5454545)
```

Attributes

expected_range	[0, 1]
greater_is_better	True
is_bounded_like_percentage	True
name	Recall Micro
perfect_score	1.0
problem_types	[ProblemTypes.MULTICLASS, ProblemTypes.TIME_SERIES_MULTICLASS]
score_needs_proba	False

Methods

calculate_percent_difference	Calculate the percent difference between scores.
is_defined_for_problem_type	Returns whether or not an objective is defined for a problem type.
objective_function	Objective function for recall score for multiclass classification using micro-averaging.
positive_only	If True, this objective is only valid for positive data. Defaults to False.
score	Returns a numerical score indicating performance based on the differences between the predicted and actual values.
validate_inputs	Validates the input based on a few simple checks.

classmethod calculate_percent_difference(*cls*, *score*, *baseline_score*)

Calculate the percent difference between scores.

Parameters

- **score** (*float*) – A score. Output of the score method of this objective.
- **baseline_score** (*float*) – A score. Output of the score method of this objective. In practice, this is the score achieved on this objective with a baseline estimator.

Returns

The percent difference between the scores. Note that for objectives that can be interpreted as percentages, this will be the difference between the reference score and score. For all other objectives, the difference will be normalized by the reference score.

Return type float

classmethod is_defined_for_problem_type(*cls*, *problem_type*)

Returns whether or not an objective is defined for a problem type.

objective_function(*self*, *y_true*, *y_predicted*, *X=None*, *sample_weight=None*)
Objective function for recall score for multiclass classification using micro-averaging.

positive_only(*cls*)
If True, this objective is only valid for positive data. Defaults to False.

score(*self*, *y_true*, *y_predicted*, *X=None*, *sample_weight=None*)
Returns a numerical score indicating performance based on the differences between the predicted and actual values.

Parameters

- **y_predicted** (*pd.Series*) – Predicted values of length [n_samples]
- **y_true** (*pd.Series*) – Actual class labels of length [n_samples]
- **X** (*pd.DataFrame or np.ndarray*) – Extra data of shape [n_samples, n_features] necessary to calculate score
- **sample_weight** (*pd.DataFrame or np.ndarray*) – Sample weights used in computing objective value result

Returns score

validate_inputs(*self*, *y_true*, *y_predicted*)
Validates the input based on a few simple checks.

Parameters

- **y_predicted** (*pd.Series, or pd.DataFrame*) – Predicted values of length [n_samples].
- **y_true** (*pd.Series*) – Actual class labels of length [n_samples].

Raises **ValueError** – If the inputs are malformed.

class evalml.objectives.standard_metrics.**RecallWeighted**
Recall score for multiclass classification using weighted averaging.

Example

```
>>> y_true = pd.Series([0, 1, 0, 2, 0, 1, 2, 1, 2, 0, 2])
>>> y_pred = pd.Series([0, 0, 0, 0, 1, 1, 1, 1, 2, 2, 2])
>>> np.testing.assert_almost_equal(RecallWeighted().objective_function(y_true, y_
↪pred), 0.5454545)
```

Attributes

expected_range	[0, 1]
greater_is_better	True
is_bounded_like	True
name	Recall Weighted
perfect_score	1.0
problem_types	[ProblemTypes.MULTICLASS, ProblemTypes.TIME_SERIES_MULTICLASS]
score_needs_proba	False

Methods

`calculate_percent_difference`	Calculate the percent difference between scores.
`is_defined_for_problem_type`	Returns whether or not an objective is defined for a problem type.
`objective_function`	Objective function for recall score for multiclass classification using weighted averaging.
`positive_only`	If True, this objective is only valid for positive data. Defaults to False.
`score`	Returns a numerical score indicating performance based on the differences between the predicted and actual values.
`validate_inputs`	Validates the input based on a few simple checks.

classmethod calculate_percent_difference(*cls*, *score*, *baseline_score*)

Calculate the percent difference between scores.

Parameters

- **score** (*float*) – A score. Output of the score method of this objective.
- **baseline_score** (*float*) – A score. Output of the score method of this objective. In practice, this is the score achieved on this objective with a baseline estimator.

Returns

The percent difference between the scores. Note that for objectives that can be interpreted as percentages, this will be the difference between the reference score and score. For all other objectives, the difference will be normalized by the reference score.

Return type float

classmethod is_defined_for_problem_type(*cls*, *problem_type*)

Returns whether or not an objective is defined for a problem type.

objective_function(*self*, *y_true*, *y_predicted*, *X=None*, *sample_weight=None*)

Objective function for recall score for multiclass classification using weighted averaging.

positive_only(*cls*)

If True, this objective is only valid for positive data. Defaults to False.

score(*self*, *y_true*, *y_predicted*, *X=None*, *sample_weight=None*)

Returns a numerical score indicating performance based on the differences between the predicted and actual values.

Parameters

- **y_predicted** (*pd.Series*) – Predicted values of length [n_samples]
- **y_true** (*pd.Series*) – Actual class labels of length [n_samples]
- **X** (*pd.DataFrame or np.ndarray*) – Extra data of shape [n_samples, n_features] necessary to calculate score
- **sample_weight** (*pd.DataFrame or np.ndarray*) – Sample weights used in computing objective value result

Returns score

validate_inputs(*self*, *y_true*, *y_predicted*)

Validates the input based on a few simple checks.

Parameters

- **y_predicted** (*pd.Series, or pd.DataFrame*) – Predicted values of length [n_samples].
- **y_true** (*pd.Series*) – Actual class labels of length [n_samples].

Raises **ValueError** – If the inputs are malformed.

class evalml.objectives.standard_metrics.**RootMeanSquaredError**

Root mean squared error for regression.

Example

```
>>> y_true = pd.Series([1.5, 2, 3, 1, 0.5, 1, 2.5, 2.5, 1, 0.5, 2])
>>> y_pred = pd.Series([1.5, 2.5, 2, 1, 0.5, 1, 3, 2.25, 0.75, 0.25, 1.75])
>>> np.testing.assert_almost_equal(RootMeanSquaredError().objective_function(y_
↪true, y_pred), 0.3988620)
```

Attributes

expected_range	None
greater_is_better	False
is_bounded_like_percentage	False
name	Root Mean Squared Error
perfect_score	0.0
problem_types	[ProblemTypes.REGRESSION, ProblemTypes.TIME_SERIES_REGRESSION]
score_needs_proba	False

Methods

calculate_percent_difference	Calculate the percent difference between scores.
is_defined_for_problem_type	Returns whether or not an objective is defined for a problem type.
objective_function	Objective function for root mean squared error for regression.
positive_only	If True, this objective is only valid for positive data. Defaults to False.
score	Returns a numerical score indicating performance based on the differences between the predicted and actual values.
validate_inputs	Validates the input based on a few simple checks.

classmethod calculate_percent_difference(*cls*, *score*, *baseline_score*)

Calculate the percent difference between scores.

Parameters

- **score** (*float*) – A score. Output of the score method of this objective.
- **baseline_score** (*float*) – A score. Output of the score method of this objective. In practice, this is the score achieved on this objective with a baseline estimator.

Returns

The percent difference between the scores. Note that for objectives that can be interpreted as percentages, this will be the difference between the reference score and score. For all other objectives, the difference will be normalized by the reference score.

Return type float

classmethod is_defined_for_problem_type(*cls*, *problem_type*)
Returns whether or not an objective is defined for a problem type.

objective_function(*self*, *y_true*, *y_predicted*, *X=None*, *sample_weight=None*)
Objective function for root mean squared error for regression.

positive_only(*cls*)
If True, this objective is only valid for positive data. Defaults to False.

score(*self*, *y_true*, *y_predicted*, *X=None*, *sample_weight=None*)
Returns a numerical score indicating performance based on the differences between the predicted and actual values.

Parameters

- **y_predicted** (*pd.Series*) – Predicted values of length [n_samples]
- **y_true** (*pd.Series*) – Actual class labels of length [n_samples]
- **X** (*pd.DataFrame or np.ndarray*) – Extra data of shape [n_samples, n_features] necessary to calculate score
- **sample_weight** (*pd.DataFrame or np.ndarray*) – Sample weights used in computing objective value result

Returns score

validate_inputs(*self*, *y_true*, *y_predicted*)
Validates the input based on a few simple checks.

Parameters

- **y_predicted** (*pd.Series, or pd.DataFrame*) – Predicted values of length [n_samples].
- **y_true** (*pd.Series*) – Actual class labels of length [n_samples].

Raises **ValueError** – If the inputs are malformed.

class evalml.objectives.standard_metrics.**RootMeanSquaredLogError**
Root mean squared log error for regression.

Only valid for nonnegative inputs. Otherwise, will throw a ValueError.

Example

```
>>> y_true = pd.Series([1.5, 2, 3, 1, 0.5, 1, 2.5, 2.5, 1, 0.5, 2])
>>> y_pred = pd.Series([1.5, 2.5, 2, 1, 0.5, 1, 3, 2.25, 0.75, 0.25, 1.75])
>>> np.testing.assert_almost_equal(RootMeanSquaredLogError().objective_function(y_
↪true, y_pred), 0.13090204)
```

Attributes

expected_range	None
greater_is_better	False
is_bounded_like_percentage	False
name	Root Mean Squared Log Error
perfect_score	0.0
problem_types	[ProblemTypes.REGRESSION, ProblemTypes.TIME_SERIES_REGRESSION]
score_needs_proba	False

Methods

`calculate_percent_difference`	Calculate the percent difference between scores.
`is_defined_for_problem_type`	Returns whether or not an objective is defined for a problem type.
`objective_function`	Objective function for root mean squared log error for regression.
`positive_only`	If True, this objective is only valid for positive data.
`score`	Returns a numerical score indicating performance based on the differences between the predicted and actual values.
`validate_inputs`	Validates the input based on a few simple checks.

classmethod calculate_percent_difference(*cls*, *score*, *baseline_score*)

Calculate the percent difference between scores.

Parameters

- **score** (*float*) – A score. Output of the score method of this objective.
- **baseline_score** (*float*) – A score. Output of the score method of this objective. In practice, this is the score achieved on this objective with a baseline estimator.

Returns

The percent difference between the scores. Note that for objectives that can be interpreted as percentages, this will be the difference between the reference score and score. For all other objectives, the difference will be normalized by the reference score.

Return type float

classmethod is_defined_for_problem_type(*cls*, *problem_type*)

Returns whether or not an objective is defined for a problem type.

objective_function(*self*, *y_true*, *y_predicted*, *X=None*, *sample_weight=None*)

Objective function for root mean squared log error for regression.

positive_only(*self*)

If True, this objective is only valid for positive data.

score(*self*, *y_true*, *y_predicted*, *X=None*, *sample_weight=None*)

Returns a numerical score indicating performance based on the differences between the predicted and actual values.

Parameters

- **y_predicted** (*pd.Series*) – Predicted values of length [n_samples]

- **y_true** (*pd.Series*) – Actual class labels of length [n_samples]
- **X** (*pd.DataFrame or np.ndarray*) – Extra data of shape [n_samples, n_features] necessary to calculate score
- **sample_weight** (*pd.DataFrame or np.ndarray*) – Sample weights used in computing objective value result

Returns score

validate_inputs (*self*, *y_true*, *y_predicted*)
Validates the input based on a few simple checks.

Parameters

- **y_predicted** (*pd.Series, or pd.DataFrame*) – Predicted values of length [n_samples].
- **y_true** (*pd.Series*) – Actual class labels of length [n_samples].

Raises **ValueError** – If the inputs are malformed.

time_series_regression_objective

Base class for all time series regression objectives.

Module Contents

Classes Summary

TimeSeriesRegressionObjective	Base class for all time series regression objectives.

Contents

class evalml.objectives.time_series_regression_objective.**TimeSeriesRegressionObjective**
Base class for all time series regression objectives.

Attributes

problem_types	[ProblemTypes.TIME_SERIES_REGRESSION]

Methods

calculate_percent_difference	Calculate the percent difference between scores.
expected_range	Returns the expected range of the objective, which is not necessarily the possible ranges.
greater_is_better	Returns a boolean determining if a greater score indicates better model performance.
is_bounded_like_percentage	Returns whether this objective is bounded between 0 and 1, inclusive.

continues on next page

Table 259 – continued from previous page

is_defined_for_problem_type	Returns whether or not an objective is defined for a problem type.
name	Returns a name describing the objective.
objective_function	Computes the relative value of the provided predictions compared to the actual labels, according a specified metric.
perfect_score	Returns the score obtained by evaluating this objective on a perfect model.
positive_only	If True, this objective is only valid for positive data. Defaults to False.
score	Returns a numerical score indicating performance based on the differences between the predicted and actual values.
score_needs_proba	Returns a boolean determining if the score() method needs probability estimates.
validate_inputs	Validates the input based on a few simple checks.

classmethod calculate_percent_difference(*cls*, *score*, *baseline_score*)

Calculate the percent difference between scores.

Parameters

- **score** (*float*) – A score. Output of the score method of this objective.
- **baseline_score** (*float*) – A score. Output of the score method of this objective. In practice, this is the score achieved on this objective with a baseline estimator.

Returns

The percent difference between the scores. Note that for objectives that can be interpreted as percentages, this will be the difference between the reference score and score. For all other objectives, the difference will be normalized by the reference score.

Return type float

property expected_range(*cls*)

Returns the expected range of the objective, which is not necessarily the possible ranges.

For example, our expected R2 range is from [-1, 1], although the actual range is (-inf, 1].

property greater_is_better(*cls*)

Returns a boolean determining if a greater score indicates better model performance.

property is_bounded_like_percentage(*cls*)

Returns whether this objective is bounded between 0 and 1, inclusive.

classmethod is_defined_for_problem_type(*cls*, *problem_type*)

Returns whether or not an objective is defined for a problem type.

property name(*cls*)

Returns a name describing the objective.

abstract classmethod objective_function(*cls*, *y_true*, *y_predicted*, *X=None*, *sample_weight=None*)

Computes the relative value of the provided predictions compared to the actual labels, according a specified metric.

Args: y_predicted (pd.Series): Predicted values of length [n_samples] y_true (pd.Series): Actual class labels of length [n_samples] X (pd.DataFrame or np.ndarray): Extra data of

shape [n_samples, n_features] necessary to calculate score sample_weight (pd.DataFrame or np.ndarray): Sample weights used in computing objective value result

Returns Numerical value used to calculate score

property perfect_score(*cls*)

Returns the score obtained by evaluating this objective on a perfect model.

positive_only(*cls*)

If True, this objective is only valid for positive data. Defaults to False.

score(*self*, *y_true*, *y_predicted*, *X=None*, *sample_weight=None*)

Returns a numerical score indicating performance based on the differences between the predicted and actual values.

Parameters

- **y_predicted** (*pd.Series*) – Predicted values of length [n_samples]
- **y_true** (*pd.Series*) – Actual class labels of length [n_samples]
- **X** (*pd.DataFrame or np.ndarray*) – Extra data of shape [n_samples, n_features] necessary to calculate score
- **sample_weight** (*pd.DataFrame or np.ndarray*) – Sample weights used in computing objective value result

Returns score

property score_needs_proba(*cls*)

Returns a boolean determining if the score() method needs probability estimates.

This should be true for objectives which work with predicted probabilities, like log loss or AUC, and false for objectives which compare predicted class labels to the actual labels, like F1 or correlation.

validate_inputs(*self*, *y_true*, *y_predicted*)

Validates the input based on a few simple checks.

Parameters

- **y_predicted** (*pd.Series, or pd.DataFrame*) – Predicted values of length [n_samples].
- **y_true** (*pd.Series*) – Actual class labels of length [n_samples].

Raises **ValueError** – If the inputs are malformed.

utils

Utility methods for EvalML objectives.

Module Contents

Functions

get_all_objective_names	Get a list of the names of all objectives.
get_core_objective_names	Get a list of all valid core objectives.
get_core_objectives	Returns all core objective instances associated with the given problem type.
get_non_core_objectives	Get non-core objective classes.
get_objective	Returns the Objective class corresponding to a given objective name.

Contents

evalml.objectives.utils.**get_all_objective_names**()

Get a list of the names of all objectives.

Returns Objective names

Return type list (str)

evalml.objectives.utils.**get_core_objective_names**()

Get a list of all valid core objectives.

Returns Objective names.

Return type list[str]

evalml.objectives.utils.**get_core_objectives**(*problem_type*)

Returns all core objective instances associated with the given problem type.

Core objectives are designed to work out-of-the-box for any dataset.

Parameters **problem_type** (*str/ProblemTypes*) – Type of problem

Returns List of ObjectiveBase instances

Examples

```
>>> for objective in get_core_objectives("regression"):
...     print(objective.name)
ExpVariance
MaxError
MedianAE
MSE
MAE
R2
Root Mean Squared Error
>>> for objective in get_core_objectives("binary"):
...     print(objective.name)
MCC Binary
Log Loss Binary
Gini
AUC
Precision
```

(continues on next page)

(continued from previous page)

```
F1
Balanced Accuracy Binary
Accuracy Binary
```

`evalml.objectives.utils.`**`get_non_core_objectives`**`()`

Get non-core objective classes.

Non-core objectives are objectives that are domain-specific. Users typically need to configure these objectives before using them in AutoMLSearch.

Returns List of ObjectiveBase classes

`evalml.objectives.utils.`**`get_objective`**`(`*objective*, *return_instance=False*, ***kwargs*`)`

Returns the Objective class corresponding to a given objective name.

Parameters

- **`objective`** (*`str or ObjectiveBase`*) – Name or instance of the objective class.
- **`return_instance`** (*`bool`*) – Whether to return an instance of the objective. This only applies if objective is of type str. Note that the instance will be initialized with default arguments.
- **`kwargs`** (*`Any`*) – Any keyword arguments to pass into the objective. Only used when return_instance=True.

Returns ObjectiveBase if the parameter objective is of type ObjectiveBase. If objective is instead a valid objective name, function will return the class corresponding to that name. If return_instance is True, an instance of that objective will be returned.

Raises

- **`TypeError`** – If objective is None.
- **`TypeError`** – If objective is not a string and not an instance of ObjectiveBase.
- **`ObjectiveNotFoundError`** – If input objective is not a valid objective.
- **`ObjectiveCreationError`** – If objective cannot be created properly.

Package Contents

Classes Summary

`AccuracyBinary`	Accuracy score for binary classification.
`AccuracyMulticlass`	Accuracy score for multiclass classification.
`AUC`	AUC score for binary classification.
`AUCMacro`	AUC score for multiclass classification using macro averaging.
`AUCMicro`	AUC score for multiclass classification using micro averaging.
`AUCWeighted`	AUC Score for multiclass classification using weighted averaging.
`BalancedAccuracyBinary`	Balanced accuracy score for binary classification.
`BalancedAccuracyMulticlass`	Balanced accuracy score for multiclass classification.
`BinaryClassificationObjective`	Base class for all binary classification objectives.

continues on next page

Table 261 – continued from previous page

CostBenefitMatrix	Score using a cost-benefit matrix. Scores quantify the benefits of a given value, so greater numeric scores represents a better score. Costs and scores can be negative, indicating that a value is not beneficial. For example, in the case of monetary profit, a negative cost and/or score represents loss of cash flow.
ExpVariance	Explained variance score for regression.
F1	F1 score for binary classification.
F1Macro	F1 score for multiclass classification using macro averaging.
F1Micro	F1 score for multiclass classification using micro averaging.
F1Weighted	F1 score for multiclass classification using weighted averaging.
FraudCost	Score the percentage of money lost of the total transaction amount process due to fraud.
Gini	Gini coefficient for binary classification.
LeadScoring	Lead scoring.
LogLossBinary	Log Loss for binary classification.
LogLossMulticlass	Log Loss for multiclass classification.
MAE	Mean absolute error for regression.
MAPE	Mean absolute percentage error for time series regression. Scaled by 100 to return a percentage.
MaxError	Maximum residual error for regression.
MCCBinary	Matthews correlation coefficient for binary classification.
MCCMulticlass	Matthews correlation coefficient for multiclass classification.
MeanSquaredLogError	Mean squared log error for regression.
MedianAE	Median absolute error for regression.
MSE	Mean squared error for regression.
MulticlassClassificationObjective	Base class for all multiclass classification objectives.
ObjectiveBase	Base class for all objectives.
Precision	Precision score for binary classification.
PrecisionMacro	Precision score for multiclass classification using macro-averaging.
PrecisionMicro	Precision score for multiclass classification using micro averaging.
PrecisionWeighted	Precision score for multiclass classification using weighted averaging.
R2	Coefficient of determination for regression.
Recall	Recall score for binary classification.
RecallMacro	Recall score for multiclass classification using macro averaging.
RecallMicro	Recall score for multiclass classification using micro averaging.
RecallWeighted	Recall score for multiclass classification using weighted averaging.
RegressionObjective	Base class for all regression objectives.
RootMeanSquaredError	Root mean squared error for regression.
RootMeanSquaredLogError	Root mean squared log error for regression.

continues on next page

Table 261 – continued from previous page

SensitivityLowAlert	Create instance of SensitivityLowAlert.

Functions

get_all_objective_names	Get a list of the names of all objectives.
get_core_objective_names	Get a list of all valid core objectives.
get_core_objectives	Returns all core objective instances associated with the given problem type.
get_non_core_objectives	Get non-core objective classes.
get_objective	Returns the Objective class corresponding to a given objective name.

Contents

class evalml.objectives.**AccuracyBinary**

Accuracy score for binary classification.

Example

```
>>> y_true = pd.Series([0, 0, 0, 0, 0, 1, 1, 1, 0, 1, 1])
>>> y_pred = pd.Series([0, 0, 0, 0, 0, 0, 0, 0, 0, 0, 1])
>>> np.testing.assert_almost_equal(AccuracyBinary().objective_function(y_true, y_
↪pred), 0.6363636)
```

Attributes

expected_range	[0, 1]
greater_is_better	True
is_bounded_like_percentage	True
name	Accuracy Binary
perfect_score	1.0
problem_types	[ProblemTypes.BINARY, ProblemTypes.TIME_SERIES_BINARY]
score_needs_proba	False

Methods

calculate_percent_difference	Calculate the percent difference between scores.
can_optimize_threshold	Returns a boolean determining if we can optimize the binary classification objective threshold.
decision_function	Apply a learned threshold to predicted probabilities to get predicted classes.
is_defined_for_problem_type	Returns whether or not an objective is defined for a problem type.

continues on next page

Table 263 – continued from previous page

objective_function	Objective function for accuracy score for binary classification.
optimize_threshold	Learn a binary classification threshold which optimizes the current objective.
positive_only	If True, this objective is only valid for positive data. Defaults to False.
score	Returns a numerical score indicating performance based on the differences between the predicted and actual values.
validate_inputs	Validate inputs for scoring.

classmethod calculate_percent_difference(*cls*, *score*, *baseline_score*)

Calculate the percent difference between scores.

Parameters

- **score** (*float*) – A score. Output of the score method of this objective.
- **baseline_score** (*float*) – A score. Output of the score method of this objective. In practice, this is the score achieved on this objective with a baseline estimator.

Returns

The percent difference between the scores. Note that for objectives that can be interpreted as percentages, this will be the difference between the reference score and score. For all other objectives, the difference will be normalized by the reference score.

Return type float

property can_optimize_threshold(*cls*)

Returns a boolean determining if we can optimize the binary classification objective threshold.

This will be false for any objective that works directly with predicted probabilities, like log loss and AUC. Otherwise, it will be true.

Returns Whether or not an objective can be optimized.

Return type bool

decision_function(*self*, *ypred_proba*, *threshold=0.5*, *X=None*)

Apply a learned threshold to predicted probabilities to get predicted classes.

Parameters

- **ypred_proba** (*pd.Series, np.ndarray*) – The classifier's predicted probabilities
- **threshold** (*float, optional*) – Threshold used to make a prediction. Defaults to 0.5.
- **X** (*pd.DataFrame, optional*) – Any extra columns that are needed from training data.

Returns predictions

classmethod is_defined_for_problem_type(*cls*, *problem_type*)

Returns whether or not an objective is defined for a problem type.

objective_function(*self*, *y_true*, *y_predicted*, *X=None*, *sample_weight=None*)

Objective function for accuracy score for binary classification.

optimize_threshold(*self*, *ypred_proba*, *y_true*, *X=None*)
Learn a binary classification threshold which optimizes the current objective.

Parameters

- **ypred_proba** (*pd.Series*) – The classifier's predicted probabilities
- **y_true** (*pd.Series*) – The ground truth for the predictions.
- **X** (*pd.DataFrame, optional*) – Any extra columns that are needed from training data.

Returns Optimal threshold for this objective.

Raises **RuntimeError** – If objective cannot be optimized.

positive_only(*cls*)
If True, this objective is only valid for positive data. Defaults to False.

score(*self*, *y_true*, *y_predicted*, *X=None*, *sample_weight=None*)
Returns a numerical score indicating performance based on the differences between the predicted and actual values.

Parameters

- **y_predicted** (*pd.Series*) – Predicted values of length [n_samples]
- **y_true** (*pd.Series*) – Actual class labels of length [n_samples]
- **X** (*pd.DataFrame or np.ndarray*) – Extra data of shape [n_samples, n_features] necessary to calculate score
- **sample_weight** (*pd.DataFrame or np.ndarray*) – Sample weights used in computing objective value result

Returns score

validate_inputs(*self*, *y_true*, *y_predicted*)
Validate inputs for scoring.

class evalml.objectives.**AccuracyMulticlass**
Accuracy score for multiclass classification.

Example

```
>>> y_true = pd.Series([0, 1, 0, 2, 0, 1, 2, 1, 2, 0, 2])
>>> y_pred = pd.Series([0, 0, 0, 0, 1, 1, 1, 1, 2, 2, 2])
>>> np.testing.assert_almost_equal(AccuracyMulticlass().objective_function(y_true,
↪ y_pred), 0.5454545)
```

Attributes

expected_range	[0, 1]
greater_is_better	True
is_bounded_likeT_percentage	
name	Accuracy Multiclass
perfect_score	1.0
problem_types	[ProblemTypes.MULTICLASS, ProblemTypes.TIME_SERIES_MULTICLASS]
score_needs_proba	False

Methods

calculate_percent_difference	Calculate the percent difference between scores.
is_defined_for_problem_type	Returns whether or not an objective is defined for a problem type.
objective_function	Objective function for accuracy score for multiclass classification.
positive_only	If True, this objective is only valid for positive data. Defaults to False.
score	Returns a numerical score indicating performance based on the differences between the predicted and actual values.
validate_inputs	Validates the input based on a few simple checks.

classmethod calculate_percent_difference(*cls*, *score*, *baseline_score*)

Calculate the percent difference between scores.

Parameters

- **score** (*float*) – A score. Output of the score method of this objective.
- **baseline_score** (*float*) – A score. Output of the score method of this objective. In practice, this is the score achieved on this objective with a baseline estimator.

Returns

The percent difference between the scores. Note that for objectives that can be interpreted as percentages, this will be the difference between the reference score and score. For all other objectives, the difference will be normalized by the reference score.

Return type float

classmethod is_defined_for_problem_type(*cls*, *problem_type*)

Returns whether or not an objective is defined for a problem type.

objective_function(*self*, *y_true*, *y_predicted*, *X=None*, *sample_weight=None*)

Objective function for accuracy score for multiclass classification.

positive_only(*cls*)

If True, this objective is only valid for positive data. Defaults to False.

score(*self*, *y_true*, *y_predicted*, *X=None*, *sample_weight=None*)

Returns a numerical score indicating performance based on the differences between the predicted and actual values.

Parameters

- **y_predicted** (*pd.Series*) – Predicted values of length [n_samples]
- **y_true** (*pd.Series*) – Actual class labels of length [n_samples]
- **X** (*pd.DataFrame or np.ndarray*) – Extra data of shape [n_samples, n_features] necessary to calculate score
- **sample_weight** (*pd.DataFrame or np.ndarray*) – Sample weights used in computing objective value result

Returns score

validate_inputs(*self*, *y_true*, *y_predicted*)

Validates the input based on a few simple checks.

Parameters

- **y_predicted** (*pd.Series, or pd.DataFrame*) – Predicted values of length [n_samples].
- **y_true** (*pd.Series*) – Actual class labels of length [n_samples].

Raises **ValueError** – If the inputs are malformed.

class evalml.objectives.**AUC**

AUC score for binary classification.

Example

```
>>> y_true = pd.Series([0, 1, 1, 0, 0, 1, 1, 1, 0, 1, 1])
>>> y_pred = pd.Series([0, 0, 0, 0, 0, 0, 0, 0, 0, 0, 1])
>>> np.testing.assert_almost_equal(AUC().objective_function(y_true, y_pred), 0.
↪5714285)
```

Attributes

expected_range	[0, 1]
greater_is_better	True
is_bounded_likert	True
name	AUC
perfect_score	1.0
problem_types	[ProblemTypes.BINARY, ProblemTypes.TIME_SERIES_BINARY]
score_needs_proba	True

Methods

calculate_percent_difference	Calculate the percent difference between scores.
can_optimize_threshold	Returns a boolean determining if we can optimize the binary classification objective threshold.
decision_function	Apply a learned threshold to predicted probabilities to get predicted classes.
is_defined_for_problem_type	Returns whether or not an objective is defined for a problem type.

continues on next page

Table 265 – continued from previous page

objective_function	Objective function for AUC score for binary classification.
optimize_threshold	Learn a binary classification threshold which optimizes the current objective.
positive_only	If True, this objective is only valid for positive data. Defaults to False.
score	Returns a numerical score indicating performance based on the differences between the predicted and actual values.
validate_inputs	Validate inputs for scoring.

classmethod calculate_percent_difference(*cls*, *score*, *baseline_score*)

Calculate the percent difference between scores.

Parameters

- **score** (*float*) – A score. Output of the score method of this objective.
- **baseline_score** (*float*) – A score. Output of the score method of this objective. In practice, this is the score achieved on this objective with a baseline estimator.

Returns

The percent difference between the scores. Note that for objectives that can be interpreted as percentages, this will be the difference between the reference score and score. For all other objectives, the difference will be normalized by the reference score.

Return type float

property can_optimize_threshold(*cls*)

Returns a boolean determining if we can optimize the binary classification objective threshold.

This will be false for any objective that works directly with predicted probabilities, like log loss and AUC. Otherwise, it will be true.

Returns Whether or not an objective can be optimized.

Return type bool

decision_function(*self*, *ypred_proba*, *threshold=0.5*, *X=None*)

Apply a learned threshold to predicted probabilities to get predicted classes.

Parameters

- **ypred_proba** (*pd.Series, np.ndarray*) – The classifier's predicted probabilities
- **threshold** (*float, optional*) – Threshold used to make a prediction. Defaults to 0.5.
- **X** (*pd.DataFrame, optional*) – Any extra columns that are needed from training data.

Returns predictions

classmethod is_defined_for_problem_type(*cls*, *problem_type*)

Returns whether or not an objective is defined for a problem type.

objective_function(*self*, *y_true*, *y_predicted*, *X=None*, *sample_weight=None*)

Objective function for AUC score for binary classification.

optimize_threshold(*self*, *ypred_proba*, *y_true*, *X=None*)
Learn a binary classification threshold which optimizes the current objective.

Parameters

- **ypred_proba** (*pd.Series*) – The classifier's predicted probabilities
- **y_true** (*pd.Series*) – The ground truth for the predictions.
- **X** (*pd.DataFrame, optional*) – Any extra columns that are needed from training data.

Returns Optimal threshold for this objective.

Raises **RuntimeError** – If objective cannot be optimized.

positive_only(*cls*)
If True, this objective is only valid for positive data. Defaults to False.

score(*self*, *y_true*, *y_predicted*, *X=None*, *sample_weight=None*)
Returns a numerical score indicating performance based on the differences between the predicted and actual values.

Parameters

- **y_predicted** (*pd.Series*) – Predicted values of length [n_samples]
- **y_true** (*pd.Series*) – Actual class labels of length [n_samples]
- **X** (*pd.DataFrame or np.ndarray*) – Extra data of shape [n_samples, n_features] necessary to calculate score
- **sample_weight** (*pd.DataFrame or np.ndarray*) – Sample weights used in computing objective value result

Returns score

validate_inputs(*self*, *y_true*, *y_predicted*)
Validate inputs for scoring.

class evalml.objectives.**AUCMacro**
AUC score for multiclass classification using macro averaging.

Example

```
>>> y_true = [0, 1, 2, 0, 2, 1]
>>> y_pred = [[0.7, 0.2, 0.1],
...           [0.1, 0.0, 0.9],
...           [0.1, 0.3, 0.6],
...           [0.9, 0.1, 0.0],
...           [0.6, 0.1, 0.3],
...           [0.5, 0.5, 0.0]]
>>> np.testing.assert_almost_equal(AUCMacro().objective_function(y_true, y_pred),␣
↪0.75)
```

Attributes

expected_range	[0, 1]
greater_is_better	True
is_bounded_likely	True
name	AUC Macro
perfect_score	1.0
problem_types	[ProblemTypes.MULTICLASS, ProblemTypes.TIME_SERIES_MULTICLASS]
score_needs_proba	True

Methods

calculate_percent_difference	Calculate the percent difference between scores.
is_defined_for_problem_type	Returns whether or not an objective is defined for a problem type.
objective_function	Objective function for AUC score for multiclass classification using macro-averaging.
positive_only	If True, this objective is only valid for positive data. Defaults to False.
score	Returns a numerical score indicating performance based on the differences between the predicted and actual values.
validate_inputs	Validates the input based on a few simple checks.

classmethod calculate_percent_difference(*cls*, *score*, *baseline_score*)

Calculate the percent difference between scores.

Parameters

- **score** (*float*) – A score. Output of the score method of this objective.
- **baseline_score** (*float*) – A score. Output of the score method of this objective. In practice, this is the score achieved on this objective with a baseline estimator.

Returns

The percent difference between the scores. Note that for objectives that can be interpreted as percentages, this will be the difference between the reference score and score. For all other objectives, the difference will be normalized by the reference score.

Return type float

classmethod is_defined_for_problem_type(*cls*, *problem_type*)

Returns whether or not an objective is defined for a problem type.

objective_function(*self*, *y_true*, *y_predicted*, *X=None*, *sample_weight=None*)

Objective function for AUC score for multiclass classification using macro-averaging.

positive_only(*cls*)

If True, this objective is only valid for positive data. Defaults to False.

score(*self*, *y_true*, *y_predicted*, *X=None*, *sample_weight=None*)

Returns a numerical score indicating performance based on the differences between the predicted and actual values.

Parameters

- **y_predicted** (*pd.Series*) – Predicted values of length [n_samples]
- **y_true** (*pd.Series*) – Actual class labels of length [n_samples]
- **X** (*pd.DataFrame or np.ndarray*) – Extra data of shape [n_samples, n_features] necessary to calculate score
- **sample_weight** (*pd.DataFrame or np.ndarray*) – Sample weights used in computing objective value result

Returns score

validate_inputs(*self*, *y_true*, *y_predicted*)

Validates the input based on a few simple checks.

Parameters

- **y_predicted** (*pd.Series, or pd.DataFrame*) – Predicted values of length [n_samples].
- **y_true** (*pd.Series*) – Actual class labels of length [n_samples].

Raises **ValueError** – If the inputs are malformed.

class evalml.objectives.**AUCMicro**

AUC score for multiclass classification using micro averaging.

Example

```
>>> y_true = [0, 1, 2, 0, 2, 1]
>>> y_pred = [[0.7, 0.2, 0.1],
...           [0.3, 0.5, 0.2],
...           [0.1, 0.3, 0.6],
...           [0.9, 0.1, 0.0],
...           [0.3, 0.1, 0.6],
...           [0.5, 0.5, 0.0]]
>>> np.testing.assert_almost_equal(AUCMicro().objective_function(y_true, y_pred),␣
↪0.9861111)
```

Attributes

expected_range	[0, 1]
greater_is_better	True
is_bounded_like_percentage	True
name	AUC Micro
perfect_score	1.0
problem_types	[ProblemTypes.MULTICLASS, ProblemTypes.TIME_SERIES_MULTICLASS]
score_needs_proba	True

Methods

calculate_percent_difference	Calculate the percent difference between scores.
is_defined_for_problem_type	Returns whether or not an objective is defined for a problem type.

continues on next page

Table 267 – continued from previous page

objective_function	Objective function for AUC score for multiclass classification using micro-averaging.
positive_only	If True, this objective is only valid for positive data. Defaults to False.
score	Returns a numerical score indicating performance based on the differences between the predicted and actual values.
validate_inputs	Validates the input based on a few simple checks.

classmethod calculate_percent_difference(*cls*, *score*, *baseline_score*)

Calculate the percent difference between scores.

Parameters

- **score** (*float*) – A score. Output of the score method of this objective.
- **baseline_score** (*float*) – A score. Output of the score method of this objective. In practice, this is the score achieved on this objective with a baseline estimator.

Returns

The percent difference between the scores. Note that for objectives that can be interpreted as percentages, this will be the difference between the reference score and score. For all other objectives, the difference will be normalized by the reference score.

Return type float

classmethod is_defined_for_problem_type(*cls*, *problem_type*)

Returns whether or not an objective is defined for a problem type.

objective_function(*self*, *y_true*, *y_predicted*, *X=None*, *sample_weight=None*)

Objective function for AUC score for multiclass classification using micro-averaging.

positive_only(*cls*)

If True, this objective is only valid for positive data. Defaults to False.

score(*self*, *y_true*, *y_predicted*, *X=None*, *sample_weight=None*)

Returns a numerical score indicating performance based on the differences between the predicted and actual values.

Parameters

- **y_predicted** (*pd.Series*) – Predicted values of length [n_samples]
- **y_true** (*pd.Series*) – Actual class labels of length [n_samples]
- **X** (*pd.DataFrame or np.ndarray*) – Extra data of shape [n_samples, n_features] necessary to calculate score
- **sample_weight** (*pd.DataFrame or np.ndarray*) – Sample weights used in computing objective value result

Returns score

validate_inputs(*self*, *y_true*, *y_predicted*)

Validates the input based on a few simple checks.

Parameters

- **y_predicted** (*pd.Series, or pd.DataFrame*) – Predicted values of length [n_samples].
- **y_true** (*pd.Series*) – Actual class labels of length [n_samples].

Raises **ValueError** – If the inputs are malformed.

class evalml.objectives.**AUCWeighted**

AUC Score for multiclass classification using weighted averaging.

Example

```
>>> y_true = [0, 1, 2, 0, 2, 1]
>>> y_pred = [[0.7, 0.2, 0.1],
...           [0.1, 0.0, 0.9],
...           [0.1, 0.3, 0.6],
...           [0.1, 0.2, 0.7],
...           [0.6, 0.1, 0.3],
...           [0.5, 0.2, 0.3]]
>>> np.testing.assert_almost_equal(AUCWeighted().objective_function(y_true, y_
↪pred), 0.4375)
```

Attributes

expected_range	[0, 1]
greater_is_better	True
is_bounded_like_percentage	True
name	AUC Weighted
perfect_score	1.0
problem_types	[ProblemTypes.MULTICLASS, ProblemTypes.TIME_SERIES_MULTICLASS]
score_needs_proba	True

Methods

calculate_percent_difference	Calculate the percent difference between scores.
is_defined_for_problem_type	Returns whether or not an objective is defined for a problem type.
objective_function	Objective function for AUC Score for multiclass classification using weighted averaging.
positive_only	If True, this objective is only valid for positive data. Defaults to False.
score	Returns a numerical score indicating performance based on the differences between the predicted and actual values.
validate_inputs	Validates the input based on a few simple checks.

classmethod calculate_percent_difference(*cls*, *score*, *baseline_score*)

Calculate the percent difference between scores.

Parameters

- **score** (*float*) – A score. Output of the score method of this objective.
- **baseline_score** (*float*) – A score. Output of the score method of this objective. In practice, this is the score achieved on this objective with a baseline estimator.

Returns

The percent difference between the scores. Note that for objectives that can be interpreted as percentages, this will be the difference between the reference score and score. For all other objectives, the difference will be normalized by the reference score.

Return type float

classmethod is_defined_for_problem_type(*cls*, *problem_type*)
Returns whether or not an objective is defined for a problem type.

objective_function(*self*, *y_true*, *y_predicted*, *X=None*, *sample_weight=None*)
Objective function for AUC Score for multiclass classification using weighted averaging.

positive_only(*cls*)
If True, this objective is only valid for positive data. Defaults to False.

score(*self*, *y_true*, *y_predicted*, *X=None*, *sample_weight=None*)
Returns a numerical score indicating performance based on the differences between the predicted and actual values.

Parameters

- **y_predicted** (*pd.Series*) – Predicted values of length [n_samples]
- **y_true** (*pd.Series*) – Actual class labels of length [n_samples]
- **X** (*pd.DataFrame or np.ndarray*) – Extra data of shape [n_samples, n_features] necessary to calculate score
- **sample_weight** (*pd.DataFrame or np.ndarray*) – Sample weights used in computing objective value result

Returns score

validate_inputs(*self*, *y_true*, *y_predicted*)
Validates the input based on a few simple checks.

Parameters

- **y_predicted** (*pd.Series, or pd.DataFrame*) – Predicted values of length [n_samples].
- **y_true** (*pd.Series*) – Actual class labels of length [n_samples].

Raises **ValueError** – If the inputs are malformed.

class evalml.objectives.**BalancedAccuracyBinary**
Balanced accuracy score for binary classification.

Example

```
>>> y_true = pd.Series([0, 0, 0, 0, 0, 1, 1, 1, 0, 1, 1])
>>> y_pred = pd.Series([0, 0, 0, 0, 0, 0, 0, 0, 0, 0, 1])
>>> np.testing.assert_almost_equal(BalancedAccuracyBinary().objective_function(y_
↪true, y_pred), 0.60)
```

Attributes

expected_range	[0, 1]
greater_is_better	True
is_bounded_like_percentage	True
name	Balanced Accuracy Binary
perfect_score	1.0
problem_types	[ProblemTypes.BINARY, ProblemTypes.TIME_SERIES_BINARY]
score_needs_proba	False

Methods

calculate_percent_difference	Calculate the percent difference between scores.
can_optimize_threshold	Returns a boolean determining if we can optimize the binary classification objective threshold.
decision_function	Apply a learned threshold to predicted probabilities to get predicted classes.
is_defined_for_problem_type	Returns whether or not an objective is defined for a problem type.
objective_function	Objective function for accuracy score for balanced accuracy for binary classification.
optimize_threshold	Learn a binary classification threshold which optimizes the current objective.
positive_only	If True, this objective is only valid for positive data. Defaults to False.
score	Returns a numerical score indicating performance based on the differences between the predicted and actual values.
validate_inputs	Validate inputs for scoring.

classmethod calculate_percent_difference(*cls*, *score*, *baseline_score*)

Calculate the percent difference between scores.

Parameters

- **score** (*float*) – A score. Output of the score method of this objective.
- **baseline_score** (*float*) – A score. Output of the score method of this objective. In practice, this is the score achieved on this objective with a baseline estimator.

Returns

The percent difference between the scores. Note that for objectives that can be interpreted as percentages, this will be the difference between the reference score and score. For all other objectives, the difference will be normalized by the reference score.

Return type float

property can_optimize_threshold(*cls*)

Returns a boolean determining if we can optimize the binary classification objective threshold.

This will be false for any objective that works directly with predicted probabilities, like log loss and AUC. Otherwise, it will be true.

Returns Whether or not an objective can be optimized.

Return type bool

decision_function(*self*, *ypred_proba*, *threshold=0.5*, *X=None*)
Apply a learned threshold to predicted probabilities to get predicted classes.

Parameters

- **ypred_proba** (*pd.Series, np.ndarray*) – The classifier's predicted probabilities
- **threshold** (*float, optional*) – Threshold used to make a prediction. Defaults to 0.5.
- **X** (*pd.DataFrame, optional*) – Any extra columns that are needed from training data.

Returns predictions

classmethod is_defined_for_problem_type(*cls*, *problem_type*)
Returns whether or not an objective is defined for a problem type.

objective_function(*self*, *y_true*, *y_predicted*, *X=None*, *sample_weight=None*)
Objective function for accuracy score for balanced accuracy for binary classification.

optimize_threshold(*self*, *ypred_proba*, *y_true*, *X=None*)
Learn a binary classification threshold which optimizes the current objective.

Parameters

- **ypred_proba** (*pd.Series*) – The classifier's predicted probabilities
- **y_true** (*pd.Series*) – The ground truth for the predictions.
- **X** (*pd.DataFrame, optional*) – Any extra columns that are needed from training data.

Returns Optimal threshold for this objective.

Raises **RuntimeError** – If objective cannot be optimized.

positive_only(*cls*)
If True, this objective is only valid for positive data. Defaults to False.

score(*self*, *y_true*, *y_predicted*, *X=None*, *sample_weight=None*)
Returns a numerical score indicating performance based on the differences between the predicted and actual values.

Parameters

- **y_predicted** (*pd.Series*) – Predicted values of length [n_samples]
- **y_true** (*pd.Series*) – Actual class labels of length [n_samples]
- **X** (*pd.DataFrame or np.ndarray*) – Extra data of shape [n_samples, n_features] necessary to calculate score
- **sample_weight** (*pd.DataFrame or np.ndarray*) – Sample weights used in computing objective value result

Returns score

validate_inputs(*self*, *y_true*, *y_predicted*)
Validate inputs for scoring.

class evalml.objectives.**BalancedAccuracyMulticlass**
Balanced accuracy score for multiclass classification.

Example

```
>>> y_true = pd.Series([0, 1, 0, 2, 0, 1, 2, 1, 2, 0, 2])
>>> y_pred = pd.Series([0, 0, 0, 0, 1, 1, 1, 1, 2, 2, 2])
>>> np.testing.assert_almost_equal(BalancedAccuracyMulticlass().objective_
↪function(y_true, y_pred), 0.5555555)
```

Attributes

expected_range	[0, 1]
greater_is_better	True
is_bounded_like	True
name	Balanced Accuracy Multiclass
perfect_score	1.0
problem_types	[ProblemTypes.MULTICLASS, ProblemTypes.TIME_SERIES_MULTICLASS]
score_needs_proba	False

Methods

calculate_percent_difference	Calculate the percent difference between scores.
is_defined_for_problem_type	Returns whether or not an objective is defined for a problem type.
objective_function	Objective function for accuracy score for balanced accuracy for multiclass classification.
positive_only	If True, this objective is only valid for positive data. Defaults to False.
score	Returns a numerical score indicating performance based on the differences between the predicted and actual values.
validate_inputs	Validates the input based on a few simple checks.

classmethod calculate_percent_difference(*cls*, *score*, *baseline_score*)

Calculate the percent difference between scores.

Parameters

- **score** (*float*) – A score. Output of the score method of this objective.
- **baseline_score** (*float*) – A score. Output of the score method of this objective. In practice, this is the score achieved on this objective with a baseline estimator.

Returns

The percent difference between the scores. Note that for objectives that can be interpreted as percentages, this will be the difference between the reference score and score. For all other objectives, the difference will be normalized by the reference score.

Return type float

classmethod is_defined_for_problem_type(*cls*, *problem_type*)

Returns whether or not an objective is defined for a problem type.

objective_function(*self*, *y_true*, *y_predicted*, *X=None*, *sample_weight=None*)
Objective function for accuracy score for balanced accuracy for multiclass classification.

positive_only(*cls*)
If True, this objective is only valid for positive data. Defaults to False.

score(*self*, *y_true*, *y_predicted*, *X=None*, *sample_weight=None*)
Returns a numerical score indicating performance based on the differences between the predicted and actual values.

Parameters

- **y_predicted** (*pd.Series*) – Predicted values of length [n_samples]
- **y_true** (*pd.Series*) – Actual class labels of length [n_samples]
- **X** (*pd.DataFrame or np.ndarray*) – Extra data of shape [n_samples, n_features] necessary to calculate score
- **sample_weight** (*pd.DataFrame or np.ndarray*) – Sample weights used in computing objective value result

Returns score

validate_inputs(*self*, *y_true*, *y_predicted*)
Validates the input based on a few simple checks.

Parameters

- **y_predicted** (*pd.Series, or pd.DataFrame*) – Predicted values of length [n_samples].
- **y_true** (*pd.Series*) – Actual class labels of length [n_samples].

Raises **ValueError** – If the inputs are malformed.

class evalml.objectives.**BinaryClassificationObjective**
Base class for all binary classification objectives.

Attributes

problem_types	[ProblemTypes.BINARY, ProblemTypes.TIME_SERIES_BINARY]

Methods

calculate_percent_difference	Calculate the percent difference between scores.
can_optimize_threshold	Returns a boolean determining if we can optimize the binary classification objective threshold.
decision_function	Apply a learned threshold to predicted probabilities to get predicted classes.
expected_range	Returns the expected range of the objective, which is not necessarily the possible ranges.
greater_is_better	Returns a boolean determining if a greater score indicates better model performance.
is_bounded_like_percentage	Returns whether this objective is bounded between 0 and 1, inclusive.
is_defined_for_problem_type	Returns whether or not an objective is defined for a problem type.

continues on next page

Table 271 – continued from previous page

name	Returns a name describing the objective.
objective_function	Computes the relative value of the provided predictions compared to the actual labels, according a specified metric.
optimize_threshold	Learn a binary classification threshold which optimizes the current objective.
perfect_score	Returns the score obtained by evaluating this objective on a perfect model.
positive_only	If True, this objective is only valid for positive data. Defaults to False.
score	Returns a numerical score indicating performance based on the differences between the predicted and actual values.
score_needs_proba	Returns a boolean determining if the score() method needs probability estimates.
validate_inputs	Validate inputs for scoring.

classmethod calculate_percent_difference(*cls*, *score*, *baseline_score*)

Calculate the percent difference between scores.

Parameters

- **score** (*float*) – A score. Output of the score method of this objective.
- **baseline_score** (*float*) – A score. Output of the score method of this objective. In practice, this is the score achieved on this objective with a baseline estimator.

Returns

The percent difference between the scores. Note that for objectives that can be interpreted as percentages, this will be the difference between the reference score and score. For all other objectives, the difference will be normalized by the reference score.

Return type float

property can_optimize_threshold(*cls*)

Returns a boolean determining if we can optimize the binary classification objective threshold.

This will be false for any objective that works directly with predicted probabilities, like log loss and AUC. Otherwise, it will be true.

Returns Whether or not an objective can be optimized.

Return type bool

decision_function(*self*, *ypred_proba*, *threshold=0.5*, *X=None*)

Apply a learned threshold to predicted probabilities to get predicted classes.

Parameters

- **ypred_proba** (*pd.Series, np.ndarray*) – The classifier's predicted probabilities
- **threshold** (*float, optional*) – Threshold used to make a prediction. Defaults to 0.5.
- **X** (*pd.DataFrame, optional*) – Any extra columns that are needed from training data.

Returns predictions

property expected_range(*cls*)
Returns the expected range of the objective, which is not necessarily the possible ranges.

For example, our expected R2 range is from [-1, 1], although the actual range is (-inf, 1].

property greater_is_better(*cls*)
Returns a boolean determining if a greater score indicates better model performance.

property is_bounded_like_percentage(*cls*)
Returns whether this objective is bounded between 0 and 1, inclusive.

classmethod is_defined_for_problem_type(*cls*, *problem_type*)
Returns whether or not an objective is defined for a problem type.

property name(*cls*)
Returns a name describing the objective.

abstract classmethod objective_function(*cls*, *y_true*, *y_predicted*, *X=None*, *sample_weight=None*)
Computes the relative value of the provided predictions compared to the actual labels, according a specified metric.

Args: y_predicted (pd.Series): Predicted values of length [n_samples] y_true (pd.Series): Actual class labels of length [n_samples] X (pd.DataFrame or np.ndarray): Extra data of shape [n_samples, n_features] necessary to calculate score sample_weight (pd.DataFrame or np.ndarray): Sample weights used in computing objective value result

Returns Numerical value used to calculate score

optimize_threshold(*self*, *ypred_proba*, *y_true*, *X=None*)
Learn a binary classification threshold which optimizes the current objective.

Parameters

- **ypred_proba** (*pd.Series*) – The classifier's predicted probabilities
- **y_true** (*pd.Series*) – The ground truth for the predictions.
- **X** (*pd.DataFrame, optional*) – Any extra columns that are needed from training data.

Returns Optimal threshold for this objective.

Raises **RuntimeError** – If objective cannot be optimized.

property perfect_score(*cls*)
Returns the score obtained by evaluating this objective on a perfect model.

positive_only(*cls*)
If True, this objective is only valid for positive data. Defaults to False.

score(*self*, *y_true*, *y_predicted*, *X=None*, *sample_weight=None*)
Returns a numerical score indicating performance based on the differences between the predicted and actual values.

Parameters

- **y_predicted** (*pd.Series*) – Predicted values of length [n_samples]
- **y_true** (*pd.Series*) – Actual class labels of length [n_samples]
- **X** (*pd.DataFrame or np.ndarray*) – Extra data of shape [n_samples, n_features] necessary to calculate score

- **sample_weight** (*pd.DataFrame or np.ndarray*) – Sample weights used in computing objective value result

Returns score

property score_needs_proba(*cls*)

Returns a boolean determining if the score() method needs probability estimates.

This should be true for objectives which work with predicted probabilities, like log loss or AUC, and false for objectives which compare predicted class labels to the actual labels, like F1 or correlation.

validate_inputs(*self*, *y_true*, *y_predicted*)

Validate inputs for scoring.

class evalml.objectives.**CostBenefitMatrix**(*true_positive*, *true_negative*, *false_positive*, *false_negative*)

Score using a cost-benefit matrix. Scores quantify the benefits of a given value, so greater numeric scores represents a better score. Costs and scores can be negative, indicating that a value is not beneficial. For example, in the case of monetary profit, a negative cost and/or score represents loss of cash flow.

Parameters

- **true_positive** (*float*) – Cost associated with true positive predictions.
- **true_negative** (*float*) – Cost associated with true negative predictions.
- **false_positive** (*float*) – Cost associated with false positive predictions.
- **false_negative** (*float*) – Cost associated with false negative predictions.

Attributes

expected_range	None
greater_is_better	True
is_bounded_like_percentage	False
name	Cost Benefit Matrix
perfect_score	None
problem_types	[ProblemTypes.BINARY, ProblemTypes.TIME_SERIES_BINARY]
score_needs_proba	False

Methods

calculate_percent_difference	Calculate the percent difference between scores.
can_optimize_threshold	Returns a boolean determining if we can optimize the binary classification objective threshold.
decision_function	Apply a learned threshold to predicted probabilities to get predicted classes.
is_defined_for_problem_type	Returns whether or not an objective is defined for a problem type.
objective_function	Calculates cost-benefit of the using the predicted and true values.
optimize_threshold	Learn a binary classification threshold which optimizes the current objective.

continues on next page

Table 272 – continued from previous page

positive_only	If True, this objective is only valid for positive data. Defaults to False.
score	Returns a numerical score indicating performance based on the differences between the predicted and actual values.
validate_inputs	Validate inputs for scoring.

classmethod calculate_percent_difference(*cls*, *score*, *baseline_score*)

Calculate the percent difference between scores.

Parameters

- **score** (*float*) – A score. Output of the score method of this objective.
- **baseline_score** (*float*) – A score. Output of the score method of this objective. In practice, this is the score achieved on this objective with a baseline estimator.

Returns

The percent difference between the scores. Note that for objectives that can be interpreted as percentages, this will be the difference between the reference score and score. For all other objectives, the difference will be normalized by the reference score.

Return type float

property can_optimize_threshold(*cls*)

Returns a boolean determining if we can optimize the binary classification objective threshold.

This will be false for any objective that works directly with predicted probabilities, like log loss and AUC. Otherwise, it will be true.

Returns Whether or not an objective can be optimized.

Return type bool

decision_function(*self*, *ypred_proba*, *threshold=0.5*, *X=None*)

Apply a learned threshold to predicted probabilities to get predicted classes.

Parameters

- **ypred_proba** (*pd.Series, np.ndarray*) – The classifier's predicted probabilities
- **threshold** (*float, optional*) – Threshold used to make a prediction. Defaults to 0.5.
- **X** (*pd.DataFrame, optional*) – Any extra columns that are needed from training data.

Returns predictions

classmethod is_defined_for_problem_type(*cls*, *problem_type*)

Returns whether or not an objective is defined for a problem type.

objective_function(*self*, *y_true*, *y_predicted*, *X=None*, *sample_weight=None*)

Calculates cost-benefit of the using the predicted and true values.

Parameters

- **y_predicted** (*pd.Series*) – Predicted labels.
- **y_true** (*pd.Series*) – True labels.
- **X** (*pd.DataFrame*) – Ignored.

- **sample_weight** (*pd.DataFrame*) – Ignored.

Returns Cost-benefit matrix score

Return type float

optimize_threshold(*self*, *ypred_proba*, *y_true*, *X=None*)

Learn a binary classification threshold which optimizes the current objective.

Parameters

- **ypred_proba** (*pd.Series*) – The classifier's predicted probabilities
- **y_true** (*pd.Series*) – The ground truth for the predictions.
- **X** (*pd.DataFrame, optional*) – Any extra columns that are needed from training data.

Returns Optimal threshold for this objective.

Raises **RuntimeError** – If objective cannot be optimized.

positive_only(*cls*)

If True, this objective is only valid for positive data. Defaults to False.

score(*self*, *y_true*, *y_predicted*, *X=None*, *sample_weight=None*)

Returns a numerical score indicating performance based on the differences between the predicted and actual values.

Parameters

- **y_predicted** (*pd.Series*) – Predicted values of length [n_samples]
- **y_true** (*pd.Series*) – Actual class labels of length [n_samples]
- **X** (*pd.DataFrame or np.ndarray*) – Extra data of shape [n_samples, n_features] necessary to calculate score
- **sample_weight** (*pd.DataFrame or np.ndarray*) – Sample weights used in computing objective value result

Returns score

validate_inputs(*self*, *y_true*, *y_predicted*)

Validate inputs for scoring.

class evalml.objectives.**ExpVariance**

Explained variance score for regression.

Example

```
>>> y_true = pd.Series([1.5, 2, 3, 1, 0.5, 1, 2.5, 2.5, 1, 0.5, 2])
>>> y_pred = pd.Series([1.5, 2.5, 2, 1, 0.5, 1, 3, 2.25, 0.75, 0.25, 1.75])
>>> np.testing.assert_almost_equal(ExpVariance().objective_function(y_true, y_
↪pred), 0.7760736)
```

Attributes

expected_range	None
greater_is_better	True
is_bounded_like_percentage	False
name	ExpVariance
perfect_score	1.0
problem_types	[ProblemTypes.REGRESSION, ProblemTypes.TIME_SERIES_REGRESSION]
score_needs_proba	False

Methods

calculate_percent_difference	Calculate the percent difference between scores.
is_defined_for_problem_type	Returns whether or not an objective is defined for a problem type.
objective_function	Objective function for explained variance score for regression.
positive_only	If True, this objective is only valid for positive data. Defaults to False.
score	Returns a numerical score indicating performance based on the differences between the predicted and actual values.
validate_inputs	Validates the input based on a few simple checks.

classmethod calculate_percent_difference(*cls*, *score*, *baseline_score*)

Calculate the percent difference between scores.

Parameters

- **score** (*float*) – A score. Output of the score method of this objective.
- **baseline_score** (*float*) – A score. Output of the score method of this objective. In practice, this is the score achieved on this objective with a baseline estimator.

Returns

The percent difference between the scores. Note that for objectives that can be interpreted as percentages, this will be the difference between the reference score and score. For all other objectives, the difference will be normalized by the reference score.

Return type float

classmethod is_defined_for_problem_type(*cls*, *problem_type*)

Returns whether or not an objective is defined for a problem type.

objective_function(*self*, *y_true*, *y_predicted*, *X=None*, *sample_weight=None*)

Objective function for explained variance score for regression.

positive_only(*cls*)

If True, this objective is only valid for positive data. Defaults to False.

score(*self*, *y_true*, *y_predicted*, *X=None*, *sample_weight=None*)

Returns a numerical score indicating performance based on the differences between the predicted and actual values.

Parameters

- **y_predicted** (*pd.Series*) – Predicted values of length [n_samples]
- **y_true** (*pd.Series*) – Actual class labels of length [n_samples]
- **X** (*pd.DataFrame or np.ndarray*) – Extra data of shape [n_samples, n_features] necessary to calculate score
- **sample_weight** (*pd.DataFrame or np.ndarray*) – Sample weights used in computing objective value result

Returns score

validate_inputs(*self*, *y_true*, *y_predicted*)

Validates the input based on a few simple checks.

Parameters

- **y_predicted** (*pd.Series, or pd.DataFrame*) – Predicted values of length [n_samples].
- **y_true** (*pd.Series*) – Actual class labels of length [n_samples].

Raises **ValueError** – If the inputs are malformed.

class evalml.objectives.**F1**

F1 score for binary classification.

Example

```
>>> y_true = pd.Series([0, 1, 1, 0, 0, 1, 1, 1, 0, 1, 1])
>>> y_pred = pd.Series([0, 0, 0, 0, 0, 0, 0, 0, 0, 0, 1])
>>> np.testing.assert_almost_equal(F1().objective_function(y_true, y_pred), 0.25)
```

Attributes

expected_range	[0, 1]
greater_is_better	True
is_bounded_like_percentage	True
name	F1
perfect_score	1.0
problem_types	[ProblemTypes.BINARY, ProblemTypes.TIME_SERIES_BINARY]
score_needs_proba	False

Methods

calculate_percent_difference	Calculate the percent difference between scores.
can_optimize_threshold	Returns a boolean determining if we can optimize the binary classification objective threshold.
decision_function	Apply a learned threshold to predicted probabilities to get predicted classes.
is_defined_for_problem_type	Returns whether or not an objective is defined for a problem type.

continues on next page

Table 274 – continued from previous page

objective_function	Objective function for F1 score for binary classification.
optimize_threshold	Learn a binary classification threshold which optimizes the current objective.
positive_only	If True, this objective is only valid for positive data. Defaults to False.
score	Returns a numerical score indicating performance based on the differences between the predicted and actual values.
validate_inputs	Validate inputs for scoring.

classmethod calculate_percent_difference(*cls*, *score*, *baseline_score*)

Calculate the percent difference between scores.

Parameters

- **score** (*float*) – A score. Output of the score method of this objective.
- **baseline_score** (*float*) – A score. Output of the score method of this objective. In practice, this is the score achieved on this objective with a baseline estimator.

Returns

The percent difference between the scores. Note that for objectives that can be interpreted as percentages, this will be the difference between the reference score and score. For all other objectives, the difference will be normalized by the reference score.

Return type float

property can_optimize_threshold(*cls*)

Returns a boolean determining if we can optimize the binary classification objective threshold.

This will be false for any objective that works directly with predicted probabilities, like log loss and AUC. Otherwise, it will be true.

Returns Whether or not an objective can be optimized.

Return type bool

decision_function(*self*, *ypred_proba*, *threshold=0.5*, *X=None*)

Apply a learned threshold to predicted probabilities to get predicted classes.

Parameters

- **ypred_proba** (*pd.Series, np.ndarray*) – The classifier's predicted probabilities
- **threshold** (*float, optional*) – Threshold used to make a prediction. Defaults to 0.5.
- **X** (*pd.DataFrame, optional*) – Any extra columns that are needed from training data.

Returns predictions

classmethod is_defined_for_problem_type(*cls*, *problem_type*)

Returns whether or not an objective is defined for a problem type.

objective_function(*self*, *y_true*, *y_predicted*, *X=None*, *sample_weight=None*)

Objective function for F1 score for binary classification.

optimize_threshold(*self*, *ypred_proba*, *y_true*, *X=None*)
Learn a binary classification threshold which optimizes the current objective.

Parameters

- **ypred_proba** (*pd.Series*) – The classifier's predicted probabilities
- **y_true** (*pd.Series*) – The ground truth for the predictions.
- **X** (*pd.DataFrame, optional*) – Any extra columns that are needed from training data.

Returns Optimal threshold for this objective.

Raises **RuntimeError** – If objective cannot be optimized.

positive_only(*cls*)
If True, this objective is only valid for positive data. Defaults to False.

score(*self*, *y_true*, *y_predicted*, *X=None*, *sample_weight=None*)
Returns a numerical score indicating performance based on the differences between the predicted and actual values.

Parameters

- **y_predicted** (*pd.Series*) – Predicted values of length [n_samples]
- **y_true** (*pd.Series*) – Actual class labels of length [n_samples]
- **X** (*pd.DataFrame or np.ndarray*) – Extra data of shape [n_samples, n_features] necessary to calculate score
- **sample_weight** (*pd.DataFrame or np.ndarray*) – Sample weights used in computing objective value result

Returns score

validate_inputs(*self*, *y_true*, *y_predicted*)
Validate inputs for scoring.

class evalml.objectives.**F1Macro**
F1 score for multiclass classification using macro averaging.

Example

```
>>> y_true = pd.Series([0, 1, 0, 2, 0, 1, 2, 1, 2, 0, 2])
>>> y_pred = pd.Series([0, 0, 0, 0, 1, 1, 1, 1, 2, 2, 2])
>>> np.testing.assert_almost_equal(F1Macro().objective_function(y_true, y_pred),␣
↪0.5476190)
```

Attributes

expected_range	[0, 1]
greater_is_better	True
is_bounded_like_percentage	True
name	F1 Macro
perfect_score	1.0
problem_types	[ProblemTypes.MULTICLASS, ProblemTypes.TIME_SERIES_MULTICLASS]
score_needs_proba	False

Methods

calculate_percent_difference	Calculate the percent difference between scores.
is_defined_for_problem_type	Returns whether or not an objective is defined for a problem type.
objective_function	Objective function for F1 score for multiclass classification using macro averaging.
positive_only	If True, this objective is only valid for positive data. Defaults to False.
score	Returns a numerical score indicating performance based on the differences between the predicted and actual values.
validate_inputs	Validates the input based on a few simple checks.

classmethod calculate_percent_difference(*cls*, *score*, *baseline_score*)

Calculate the percent difference between scores.

Parameters

- **score** (*float*) – A score. Output of the score method of this objective.
- **baseline_score** (*float*) – A score. Output of the score method of this objective. In practice, this is the score achieved on this objective with a baseline estimator.

Returns

The percent difference between the scores. Note that for objectives that can be interpreted as percentages, this will be the difference between the reference score and score. For all other objectives, the difference will be normalized by the reference score.

Return type float

classmethod is_defined_for_problem_type(*cls*, *problem_type*)

Returns whether or not an objective is defined for a problem type.

objective_function(*self*, *y_true*, *y_predicted*, *X=None*, *sample_weight=None*)

Objective function for F1 score for multiclass classification using macro averaging.

positive_only(*cls*)

If True, this objective is only valid for positive data. Defaults to False.

score(*self*, *y_true*, *y_predicted*, *X=None*, *sample_weight=None*)

Returns a numerical score indicating performance based on the differences between the predicted and actual values.

Parameters

- **y_predicted** (*pd.Series*) – Predicted values of length [n_samples]
- **y_true** (*pd.Series*) – Actual class labels of length [n_samples]
- **X** (*pd.DataFrame or np.ndarray*) – Extra data of shape [n_samples, n_features] necessary to calculate score
- **sample_weight** (*pd.DataFrame or np.ndarray*) – Sample weights used in computing objective value result

Returns score

validate_inputs(*self*, *y_true*, *y_predicted*)

Validates the input based on a few simple checks.

Parameters

- **y_predicted** (*pd.Series, or pd.DataFrame*) – Predicted values of length [n_samples].
- **y_true** (*pd.Series*) – Actual class labels of length [n_samples].

Raises **ValueError** – If the inputs are malformed.

class evalml.objectives.**F1Micro**

F1 score for multiclass classification using micro averaging.

Example

```
>>> y_true = pd.Series([0, 1, 0, 2, 0, 1, 2, 1, 2, 0, 2])
>>> y_pred = pd.Series([0, 0, 0, 0, 1, 1, 1, 1, 2, 2, 2])
>>> np.testing.assert_almost_equal(F1Micro().objective_function(y_true, y_pred),␣
↪0.5454545)
```

Attributes

expected_range	[0, 1]
greater_is_better	True
is_bounded_likert	True
name	F1 Micro
perfect_score	1.0
problem_types	[ProblemTypes.MULTICLASS, ProblemTypes.TIME_SERIES_MULTICLASS]
score_needs_proba	False

Methods

calculate_percent_difference	Calculate the percent difference between scores.
is_defined_for_problem_type	Returns whether or not an objective is defined for a problem type.
objective_function	Objective function for F1 score for multiclass classification.
positive_only	If True, this objective is only valid for positive data. Defaults to False.

continues on next page

Table 276 – continued from previous page

score	Returns a numerical score indicating performance based on the differences between the predicted and actual values.
validate_inputs	Validates the input based on a few simple checks.

classmethod calculate_percent_difference(*cls*, *score*, *baseline_score*)

Calculate the percent difference between scores.

Parameters

- **score** (*float*) – A score. Output of the score method of this objective.
- **baseline_score** (*float*) – A score. Output of the score method of this objective. In practice, this is the score achieved on this objective with a baseline estimator.

Returns

The percent difference between the scores. Note that for objectives that can be interpreted as percentages, this will be the difference between the reference score and score. For all other objectives, the difference will be normalized by the reference score.

Return type float

classmethod is_defined_for_problem_type(*cls*, *problem_type*)

Returns whether or not an objective is defined for a problem type.

objective_function(*self*, *y_true*, *y_predicted*, *X=None*, *sample_weight=None*)

Objective function for F1 score for multiclass classification.

positive_only(*cls*)

If True, this objective is only valid for positive data. Defaults to False.

score(*self*, *y_true*, *y_predicted*, *X=None*, *sample_weight=None*)

Returns a numerical score indicating performance based on the differences between the predicted and actual values.

Parameters

- **y_predicted** (*pd.Series*) – Predicted values of length [n_samples]
- **y_true** (*pd.Series*) – Actual class labels of length [n_samples]
- **X** (*pd.DataFrame or np.ndarray*) – Extra data of shape [n_samples, n_features] necessary to calculate score
- **sample_weight** (*pd.DataFrame or np.ndarray*) – Sample weights used in computing objective value result

Returns score

validate_inputs(*self*, *y_true*, *y_predicted*)

Validates the input based on a few simple checks.

Parameters

- **y_predicted** (*pd.Series, or pd.DataFrame*) – Predicted values of length [n_samples].
- **y_true** (*pd.Series*) – Actual class labels of length [n_samples].

Raises **ValueError** – If the inputs are malformed.

class evalml.objectives.**F1Weighted**

F1 score for multiclass classification using weighted averaging.

Example

```
>>> y_true = pd.Series([0, 1, 0, 2, 0, 1, 2, 1, 2, 0, 2])
>>> y_pred = pd.Series([0, 0, 0, 0, 1, 1, 1, 1, 2, 2, 2])
>>> np.testing.assert_almost_equal(F1Weighted().objective_function(y_true, y_
↪pred), 0.5454545)
```

Attributes

expected_range	[0, 1]
greater_is_better	True
is_bounded_like_percentage	True
name	F1 Weighted
perfect_score	1.0
problem_types	[ProblemTypes.MULTICLASS, ProblemTypes.TIME_SERIES_MULTICLASS]
score_needs_proba	False

Methods

calculate_percent_difference	Calculate the percent difference between scores.
is_defined_for_problem_type	Returns whether or not an objective is defined for a problem type.
objective_function	Objective function for F1 score for multiclass classification using weighted averaging.
positive_only	If True, this objective is only valid for positive data. Defaults to False.
score	Returns a numerical score indicating performance based on the differences between the predicted and actual values.
validate_inputs	Validates the input based on a few simple checks.

classmethod calculate_percent_difference(*cls*, *score*, *baseline_score*)

Calculate the percent difference between scores.

Parameters

- **score** (*float*) – A score. Output of the score method of this objective.
- **baseline_score** (*float*) – A score. Output of the score method of this objective. In practice, this is the score achieved on this objective with a baseline estimator.

Returns

The percent difference between the scores. Note that for objectives that can be interpreted as percentages, this will be the difference between the reference score and score. For all other objectives, the difference will be normalized by the reference score.

Return type float

classmethod is_defined_for_problem_type(*cls*, *problem_type*)

Returns whether or not an objective is defined for a problem type.

objective_function(*self*, *y_true*, *y_predicted*, *X=None*, *sample_weight=None*)
Objective function for F1 score for multiclass classification using weighted averaging.

positive_only(*cls*)
If True, this objective is only valid for positive data. Defaults to False.

score(*self*, *y_true*, *y_predicted*, *X=None*, *sample_weight=None*)
Returns a numerical score indicating performance based on the differences between the predicted and actual values.

Parameters

- **y_predicted** (*pd.Series*) – Predicted values of length [n_samples]
- **y_true** (*pd.Series*) – Actual class labels of length [n_samples]
- **X** (*pd.DataFrame or np.ndarray*) – Extra data of shape [n_samples, n_features] necessary to calculate score
- **sample_weight** (*pd.DataFrame or np.ndarray*) – Sample weights used in computing objective value result

Returns score

validate_inputs(*self*, *y_true*, *y_predicted*)
Validates the input based on a few simple checks.

Parameters

- **y_predicted** (*pd.Series, or pd.DataFrame*) – Predicted values of length [n_samples].
- **y_true** (*pd.Series*) – Actual class labels of length [n_samples].

Raises **ValueError** – If the inputs are malformed.

class evalml.objectives.**FraudCost**(*retry_percentage=0.5*, *interchange_fee=0.02*, *fraud_payout_percentage=1.0*, *amount_col='amount'*)
Score the percentage of money lost of the total transaction amount process due to fraud.

Parameters

- **retry_percentage** (*float*) – What percentage of customers that will retry a transaction if it is declined. Between 0 and 1. Defaults to 0.5.
- **interchange_fee** (*float*) – How much of each successful transaction you pay. Between 0 and 1. Defaults to 0.02.
- **fraud_payout_percentage** (*float*) – Percentage of fraud you will not be able to collect. Between 0 and 1. Defaults to 1.0.
- **amount_col** (*str*) – Name of column in data that contains the amount. Defaults to "amount".

Attributes

expected_range	None
greater_is_better	False
is_bounded_like_percentage	True
name	Fraud Cost
perfect_score	0.0
problem_types	[ProblemTypes.BINARY, ProblemTypes.TIME_SERIES_BINARY]
score_needs_proba	False

Methods

calculate_percent_difference	Calculate the percent difference between scores.
can_optimize_threshold	Returns a boolean determining if we can optimize the binary classification objective threshold.
decision_function	Apply a learned threshold to predicted probabilities to get predicted classes.
is_defined_for_problem_type	Returns whether or not an objective is defined for a problem type.
objective_function	Calculate amount lost to fraud per transaction given predictions, true values, and dataframe with transaction amount.
optimize_threshold	Learn a binary classification threshold which optimizes the current objective.
positive_only	If True, this objective is only valid for positive data. Defaults to False.
score	Returns a numerical score indicating performance based on the differences between the predicted and actual values.
validate_inputs	Validate inputs for scoring.

classmethod calculate_percent_difference(*cls*, *score*, *baseline_score*)

Calculate the percent difference between scores.

Parameters

- **score** (*float*) – A score. Output of the score method of this objective.
- **baseline_score** (*float*) – A score. Output of the score method of this objective. In practice, this is the score achieved on this objective with a baseline estimator.

Returns

The percent difference between the scores. Note that for objectives that can be interpreted as percentages, this will be the difference between the reference score and score. For all other objectives, the difference will be normalized by the reference score.

Return type float

property can_optimize_threshold(*cls*)

Returns a boolean determining if we can optimize the binary classification objective threshold.

This will be false for any objective that works directly with predicted probabilities, like log loss and AUC. Otherwise, it will be true.

Returns Whether or not an objective can be optimized.

Return type bool

decision_function(*self*, *ypred_proba*, *threshold=0.5*, *X=None*)

Apply a learned threshold to predicted probabilities to get predicted classes.

Parameters

- **ypred_proba** (*pd.Series, np.ndarray*) – The classifier's predicted probabilities
- **threshold** (*float, optional*) – Threshold used to make a prediction. Defaults to 0.5.
- **X** (*pd.DataFrame, optional*) – Any extra columns that are needed from training data.

Returns predictions

classmethod is_defined_for_problem_type(*cls*, *problem_type*)

Returns whether or not an objective is defined for a problem type.

objective_function(*self*, *y_true*, *y_predicted*, *X*, *sample_weight=None*)

Calculate amount lost to fraud per transaction given predictions, true values, and dataframe with transaction amount.

Parameters

- **y_predicted** (*pd.Series*) – Predicted fraud labels.
- **y_true** (*pd.Series*) – True fraud labels.
- **X** (*pd.DataFrame*) – Data with transaction amounts.
- **sample_weight** (*pd.DataFrame*) – Ignored.

Returns Amount lost to fraud per transaction.

Return type float

Raises **ValueError** – If amount_col is not a valid column in the input data.

optimize_threshold(*self*, *ypred_proba*, *y_true*, *X=None*)

Learn a binary classification threshold which optimizes the current objective.

Parameters

- **ypred_proba** (*pd.Series*) – The classifier's predicted probabilities
- **y_true** (*pd.Series*) – The ground truth for the predictions.
- **X** (*pd.DataFrame, optional*) – Any extra columns that are needed from training data.

Returns Optimal threshold for this objective.

Raises **RuntimeError** – If objective cannot be optimized.

positive_only(*cls*)

If True, this objective is only valid for positive data. Defaults to False.

score(*self*, *y_true*, *y_predicted*, *X=None*, *sample_weight=None*)

Returns a numerical score indicating performance based on the differences between the predicted and actual values.

Parameters

- **y_predicted** (*pd.Series*) – Predicted values of length [n_samples]
- **y_true** (*pd.Series*) – Actual class labels of length [n_samples]
- **X** (*pd.DataFrame or np.ndarray*) – Extra data of shape [n_samples, n_features] necessary to calculate score
- **sample_weight** (*pd.DataFrame or np.ndarray*) – Sample weights used in computing objective value result

Returns score

validate_inputs(*self*, *y_true*, *y_predicted*)
Validate inputs for scoring.

evalml.objectives.**get_all_objective_names**()
Get a list of the names of all objectives.

Returns Objective names

Return type list (str)

evalml.objectives.**get_core_objective_names**()
Get a list of all valid core objectives.

Returns Objective names.

Return type list[str]

evalml.objectives.**get_core_objectives**(*problem_type*)
Returns all core objective instances associated with the given problem type.

Core objectives are designed to work out-of-the-box for any dataset.

Parameters **problem_type** (*str/ProblemTypes*) – Type of problem

Returns List of ObjectiveBase instances

Examples

```
>>> for objective in get_core_objectives("regression"):
...     print(objective.name)
ExpVariance
MaxError
MedianAE
MSE
MAE
R2
Root Mean Squared Error
>>> for objective in get_core_objectives("binary"):
...     print(objective.name)
MCC Binary
Log Loss Binary
Gini
AUC
Precision
F1
Balanced Accuracy Binary
Accuracy Binary
```

evalml.objectives.**get_non_core_objectives**()
Get non-core objective classes.

Non-core objectives are objectives that are domain-specific. Users typically need to configure these objectives before using them in AutoMLSearch.

Returns List of ObjectiveBase classes

`evalml.objectives.get_objective(objective, return_instance=False, **kwargs)`

Returns the Objective class corresponding to a given objective name.

Parameters

- **objective** (*str or ObjectiveBase*) – Name or instance of the objective class.
- **return_instance** (*bool*) – Whether to return an instance of the objective. This only applies if objective is of type str. Note that the instance will be initialized with default arguments.
- **kwargs** (*Any*) – Any keyword arguments to pass into the objective. Only used when return_instance=True.

Returns ObjectiveBase if the parameter objective is of type ObjectiveBase. If objective is instead a valid objective name, function will return the class corresponding to that name. If return_instance is True, an instance of that objective will be returned.

Raises

- **TypeError** – If objective is None.
- **TypeError** – If objective is not a string and not an instance of ObjectiveBase.
- **ObjectiveNotFoundError** – If input objective is not a valid objective.
- **ObjectiveCreationError** – If objective cannot be created properly.

class `evalml.objectives.Gini`

Gini coefficient for binary classification.

Example

```
>>> y_true = pd.Series([0, 1, 1, 0, 0, 1, 1, 1, 0, 1, 1])
>>> y_pred = pd.Series([0, 0, 0, 0, 0, 0, 0, 0, 0, 0, 1])
>>> np.testing.assert_almost_equal(Gini().objective_function(y_true, y_pred), 0.
↪1428571)
```

Attributes

expected_range	None
greater_is_better	True
is_bounded_like_percentage	False
name	Gini
perfect_score	1.0
problem_types	[ProblemTypes.BINARY, ProblemTypes.TIME_SERIES_BINARY]
score_needs_proba	True

Methods

calculate_percent_difference	Calculate the percent difference between scores.
can_optimize_threshold	Returns a boolean determining if we can optimize the binary classification objective threshold.
decision_function	Apply a learned threshold to predicted probabilities to get predicted classes.
is_defined_for_problem_type	Returns whether or not an objective is defined for a problem type.
objective_function	Objective function for Gini coefficient for binary classification.
optimize_threshold	Learn a binary classification threshold which optimizes the current objective.
positive_only	If True, this objective is only valid for positive data. Defaults to False.
score	Returns a numerical score indicating performance based on the differences between the predicted and actual values.
validate_inputs	Validate inputs for scoring.

classmethod calculate_percent_difference(*cls*, *score*, *baseline_score*)

Calculate the percent difference between scores.

Parameters

- **score** (*float*) – A score. Output of the score method of this objective.
- **baseline_score** (*float*) – A score. Output of the score method of this objective. In practice, this is the score achieved on this objective with a baseline estimator.

Returns

The percent difference between the scores. Note that for objectives that can be interpreted as percentages, this will be the difference between the reference score and score. For all other objectives, the difference will be normalized by the reference score.

Return type float

property can_optimize_threshold(*cls*)

Returns a boolean determining if we can optimize the binary classification objective threshold.

This will be false for any objective that works directly with predicted probabilities, like log loss and AUC. Otherwise, it will be true.

Returns Whether or not an objective can be optimized.

Return type bool

decision_function(*self*, *ypred_proba*, *threshold=0.5*, *X=None*)

Apply a learned threshold to predicted probabilities to get predicted classes.

Parameters

- **ypred_proba** (*pd.Series, np.ndarray*) – The classifier's predicted probabilities
- **threshold** (*float, optional*) – Threshold used to make a prediction. Defaults to 0.5.
- **X** (*pd.DataFrame, optional*) – Any extra columns that are needed from training data.

Returns predictions

classmethod is_defined_for_problem_type(*cls*, *problem_type*)
Returns whether or not an objective is defined for a problem type.

objective_function(*self*, *y_true*, *y_predicted*, *X=None*, *sample_weight=None*)
Objective function for Gini coefficient for binary classification.

optimize_threshold(*self*, *ypred_proba*, *y_true*, *X=None*)
Learn a binary classification threshold which optimizes the current objective.

Parameters

- **ypred_proba** (*pd.Series*) – The classifier's predicted probabilities
- **y_true** (*pd.Series*) – The ground truth for the predictions.
- **X** (*pd.DataFrame, optional*) – Any extra columns that are needed from training data.

Returns Optimal threshold for this objective.

Raises **RuntimeError** – If objective cannot be optimized.

positive_only(*cls*)
If True, this objective is only valid for positive data. Defaults to False.

score(*self*, *y_true*, *y_predicted*, *X=None*, *sample_weight=None*)
Returns a numerical score indicating performance based on the differences between the predicted and actual values.

Parameters

- **y_predicted** (*pd.Series*) – Predicted values of length [n_samples]
- **y_true** (*pd.Series*) – Actual class labels of length [n_samples]
- **X** (*pd.DataFrame or np.ndarray*) – Extra data of shape [n_samples, n_features] necessary to calculate score
- **sample_weight** (*pd.DataFrame or np.ndarray*) – Sample weights used in computing objective value result

Returns score

validate_inputs(*self*, *y_true*, *y_predicted*)
Validate inputs for scoring.

class evalml.objectives.**LeadScoring**(*true_positives=1*, *false_positives=- 1*)
Lead scoring.

Parameters

- **true_positives** (*int*) – Reward for a true positive. Defaults to 1.
- **false_positives** (*int*) – Cost for a false positive. Should be negative. Defaults to -1.

Attributes

expected_range	None
greater_is_better	True
is_bounded_like_percentage	False
name	Lead Scoring
perfect_score	None
problem_types	[ProblemTypes.BINARY, ProblemTypes.TIME_SERIES_BINARY]
score_needs_proba	False

Methods

calculate_percent_difference	Calculate the percent difference between scores.
can_optimize_threshold	Returns a boolean determining if we can optimize the binary classification objective threshold.
decision_function	Apply a learned threshold to predicted probabilities to get predicted classes.
is_defined_for_problem_type	Returns whether or not an objective is defined for a problem type.
objective_function	Calculate the profit per lead.
optimize_threshold	Learn a binary classification threshold which optimizes the current objective.
positive_only	If True, this objective is only valid for positive data. Defaults to False.
score	Returns a numerical score indicating performance based on the differences between the predicted and actual values.
validate_inputs	Validate inputs for scoring.

classmethod calculate_percent_difference(*cls*, *score*, *baseline_score*)

Calculate the percent difference between scores.

Parameters

- **score** (*float*) – A score. Output of the score method of this objective.
- **baseline_score** (*float*) – A score. Output of the score method of this objective. In practice, this is the score achieved on this objective with a baseline estimator.

Returns

The percent difference between the scores. Note that for objectives that can be interpreted as percentages, this will be the difference between the reference score and score. For all other objectives, the difference will be normalized by the reference score.

Return type float

property can_optimize_threshold(*cls*)

Returns a boolean determining if we can optimize the binary classification objective threshold.

This will be false for any objective that works directly with predicted probabilities, like log loss and AUC. Otherwise, it will be true.

Returns Whether or not an objective can be optimized.

Return type bool

decision_function(*self*, *ypred_proba*, *threshold=0.5*, *X=None*)
Apply a learned threshold to predicted probabilities to get predicted classes.

Parameters

- **ypred_proba** (*pd.Series, np.ndarray*) – The classifier's predicted probabilities
- **threshold** (*float, optional*) – Threshold used to make a prediction. Defaults to 0.5.
- **X** (*pd.DataFrame, optional*) – Any extra columns that are needed from training data.

Returns predictions

classmethod is_defined_for_problem_type(*cls*, *problem_type*)
Returns whether or not an objective is defined for a problem type.

objective_function(*self*, *y_true*, *y_predicted*, *X=None*, *sample_weight=None*)
Calculate the profit per lead.

Parameters

- **y_predicted** (*pd.Series*) – Predicted labels
- **y_true** (*pd.Series*) – True labels
- **X** (*pd.DataFrame*) – Ignored.
- **sample_weight** (*pd.DataFrame*) – Ignored.

Returns Profit per lead

Return type float

optimize_threshold(*self*, *ypred_proba*, *y_true*, *X=None*)
Learn a binary classification threshold which optimizes the current objective.

Parameters

- **ypred_proba** (*pd.Series*) – The classifier's predicted probabilities
- **y_true** (*pd.Series*) – The ground truth for the predictions.
- **X** (*pd.DataFrame, optional*) – Any extra columns that are needed from training data.

Returns Optimal threshold for this objective.

Raises **RuntimeError** – If objective cannot be optimized.

positive_only(*cls*)
If True, this objective is only valid for positive data. Defaults to False.

score(*self*, *y_true*, *y_predicted*, *X=None*, *sample_weight=None*)
Returns a numerical score indicating performance based on the differences between the predicted and actual values.

Parameters

- **y_predicted** (*pd.Series*) – Predicted values of length [n_samples]
- **y_true** (*pd.Series*) – Actual class labels of length [n_samples]
- **X** (*pd.DataFrame or np.ndarray*) – Extra data of shape [n_samples, n_features] necessary to calculate score

- **sample_weight** (*pd.DataFrame or np.ndarray*) – Sample weights used in computing objective value result

Returns score

validate_inputs(*self*, *y_true*, *y_predicted*)
Validate inputs for scoring.

class evalml.objectives.**LogLossBinary**
Log Loss for binary classification.

Example

```
>>> y_true = pd.Series([0, 1, 1, 0, 0, 1, 1, 1, 0, 1, 1])
>>> y_pred = pd.Series([0, 0, 0, 0, 0, 0, 0, 0, 0, 0, 1])
>>> np.testing.assert_almost_equal(LogLossBinary().objective_function(y_true, y_
↪pred), 18.8393325)
```

Attributes

expected_range	[0, 1]
greater_is_better	False
is_bounded_like	False
name	Log Loss Binary
perfect_score	0.0
problem_types	[ProblemTypes.BINARY, ProblemTypes.TIME_SERIES_BINARY]
score_needs_proba	True

Methods

calculate_percent_difference	Calculate the percent difference between scores.
can_optimize_threshold	Returns a boolean determining if we can optimize the binary classification objective threshold.
decision_function	Apply a learned threshold to predicted probabilities to get predicted classes.
is_defined_for_problem_type	Returns whether or not an objective is defined for a problem type.
objective_function	Objective function for log loss for binary classification.
optimize_threshold	Learn a binary classification threshold which optimizes the current objective.
positive_only	If True, this objective is only valid for positive data. Defaults to False.
score	Returns a numerical score indicating performance based on the differences between the predicted and actual values.
validate_inputs	Validate inputs for scoring.

classmethod calculate_percent_difference(*cls*, *score*, *baseline_score*)
Calculate the percent difference between scores.

Parameters

- **score** (*float*) – A score. Output of the score method of this objective.
- **baseline_score** (*float*) – A score. Output of the score method of this objective. In practice, this is the score achieved on this objective with a baseline estimator.

Returns

The percent difference between the scores. Note that for objectives that can be interpreted as percentages, this will be the difference between the reference score and score. For all other objectives, the difference will be normalized by the reference score.

Return type float

property can_optimize_threshold(*cls*)

Returns a boolean determining if we can optimize the binary classification objective threshold.

This will be false for any objective that works directly with predicted probabilities, like log loss and AUC. Otherwise, it will be true.

Returns Whether or not an objective can be optimized.

Return type bool

decision_function(*self*, *ypred_proba*, *threshold=0.5*, *X=None*)

Apply a learned threshold to predicted probabilities to get predicted classes.

Parameters

- **ypred_proba** (*pd.Series, np.ndarray*) – The classifier's predicted probabilities
- **threshold** (*float, optional*) – Threshold used to make a prediction. Defaults to 0.5.
- **X** (*pd.DataFrame, optional*) – Any extra columns that are needed from training data.

Returns predictions

classmethod is_defined_for_problem_type(*cls*, *problem_type*)

Returns whether or not an objective is defined for a problem type.

objective_function(*self*, *y_true*, *y_predicted*, *X=None*, *sample_weight=None*)

Objective function for log loss for binary classification.

optimize_threshold(*self*, *ypred_proba*, *y_true*, *X=None*)

Learn a binary classification threshold which optimizes the current objective.

Parameters

- **ypred_proba** (*pd.Series*) – The classifier's predicted probabilities
- **y_true** (*pd.Series*) – The ground truth for the predictions.
- **X** (*pd.DataFrame, optional*) – Any extra columns that are needed from training data.

Returns Optimal threshold for this objective.

Raises **RuntimeError** – If objective cannot be optimized.

positive_only(*cls*)

If True, this objective is only valid for positive data. Defaults to False.

score (*self*, *y_true*, *y_predicted*, *X=None*, *sample_weight=None*)
Returns a numerical score indicating performance based on the differences between the predicted and actual values.

Parameters

- **y_predicted** (*pd.Series*) – Predicted values of length [n_samples]
- **y_true** (*pd.Series*) – Actual class labels of length [n_samples]
- **X** (*pd.DataFrame or np.ndarray*) – Extra data of shape [n_samples, n_features] necessary to calculate score
- **sample_weight** (*pd.DataFrame or np.ndarray*) – Sample weights used in computing objective value result

Returns score

validate_inputs (*self*, *y_true*, *y_predicted*)
Validate inputs for scoring.

class evalml.objectives.**LogLossMulticlass**
Log Loss for multiclass classification.

Example

```
>>> y_true = [0, 1, 2, 0, 2, 1]
>>> y_pred = [[0.7, 0.2, 0.1],
...           [0.3, 0.5, 0.2],
...           [0.1, 0.3, 0.6],
...           [0.9, 0.1, 0.0],
...           [0.3, 0.1, 0.6],
...           [0.5, 0.5, 0.0]]
>>> np.testing.assert_almost_equal(LogLossMulticlass().objective_function(y_true,␣
↪y_pred), 0.4783301)
```

Attributes

expected_range	[0, 1]
greater_is_better	False
is_bounded_likelihood	False
name	Log Loss Multiclass
perfect_score	0.0
problem_types	[ProblemTypes.MULTICLASS, ProblemTypes.TIME_SERIES_MULTICLASS]
score_needs_proba	True

Methods

calculate_percent_difference	Calculate the percent difference between scores.
is_defined_for_problem_type	Returns whether or not an objective is defined for a problem type.
objective_function	Objective function for log loss for multiclass classification.

continues on next page

Table 282 – continued from previous page

positive_only	If True, this objective is only valid for positive data. Defaults to False.
score	Returns a numerical score indicating performance based on the differences between the predicted and actual values.
validate_inputs	Validates the input based on a few simple checks.

classmethod calculate_percent_difference(*cls*, *score*, *baseline_score*)

Calculate the percent difference between scores.

Parameters

- **score** (*float*) – A score. Output of the score method of this objective.
- **baseline_score** (*float*) – A score. Output of the score method of this objective. In practice, this is the score achieved on this objective with a baseline estimator.

Returns

The percent difference between the scores. Note that for objectives that can be interpreted as percentages, this will be the difference between the reference score and score. For all other objectives, the difference will be normalized by the reference score.

Return type float

classmethod is_defined_for_problem_type(*cls*, *problem_type*)

Returns whether or not an objective is defined for a problem type.

objective_function(*self*, *y_true*, *y_predicted*, *X=None*, *sample_weight=None*)

Objective function for log loss for multiclass classification.

positive_only(*cls*)

If True, this objective is only valid for positive data. Defaults to False.

score(*self*, *y_true*, *y_predicted*, *X=None*, *sample_weight=None*)

Returns a numerical score indicating performance based on the differences between the predicted and actual values.

Parameters

- **y_predicted** (*pd.Series*) – Predicted values of length [n_samples]
- **y_true** (*pd.Series*) – Actual class labels of length [n_samples]
- **X** (*pd.DataFrame or np.ndarray*) – Extra data of shape [n_samples, n_features] necessary to calculate score
- **sample_weight** (*pd.DataFrame or np.ndarray*) – Sample weights used in computing objective value result

Returns score

validate_inputs(*self*, *y_true*, *y_predicted*)

Validates the input based on a few simple checks.

Parameters

- **y_predicted** (*pd.Series, or pd.DataFrame*) – Predicted values of length [n_samples].
- **y_true** (*pd.Series*) – Actual class labels of length [n_samples].

Raises **ValueError** – If the inputs are malformed.

class evalml.objectives.**MAE**

Mean absolute error for regression.

Example

```
>>> y_true = pd.Series([1.5, 2, 3, 1, 0.5, 1, 2.5, 2.5, 1, 0.5, 2])
>>> y_pred = pd.Series([1.5, 2.5, 2, 1, 0.5, 1, 3, 2.25, 0.75, 0.25, 1.75])
>>> np.testing.assert_almost_equal(MAE().objective_function(y_true, y_pred), 0.
↪2727272)
```

Attributes

expected_range	None
greater_is_better	False
is_bounded_like_percentage	True
name	MAE
perfect_score	0.0
problem_types	[ProblemTypes.REGRESSION, ProblemTypes.TIME_SERIES_REGRESSION]
score_needs_proba	False

Methods

calculate_percent_difference	Calculate the percent difference between scores.
is_defined_for_problem_type	Returns whether or not an objective is defined for a problem type.
objective_function	Objective function for mean absolute error for regression.
positive_only	If True, this objective is only valid for positive data. Defaults to False.
score	Returns a numerical score indicating performance based on the differences between the predicted and actual values.
validate_inputs	Validates the input based on a few simple checks.

classmethod calculate_percent_difference(*cls*, *score*, *baseline_score*)

Calculate the percent difference between scores.

Parameters

- **score** (*float*) – A score. Output of the score method of this objective.
- **baseline_score** (*float*) – A score. Output of the score method of this objective. In practice, this is the score achieved on this objective with a baseline estimator.

Returns

The percent difference between the scores. Note that for objectives that can be interpreted as percentages, this will be the difference between the reference score and score. For all other objectives, the difference will be normalized by the reference score.

Return type float

classmethod is_defined_for_problem_type(*cls*, *problem_type*)
Returns whether or not an objective is defined for a problem type.

objective_function(*self*, *y_true*, *y_predicted*, *X=None*, *sample_weight=None*)
Objective function for mean absolute error for regression.

positive_only(*cls*)
If True, this objective is only valid for positive data. Defaults to False.

score(*self*, *y_true*, *y_predicted*, *X=None*, *sample_weight=None*)
Returns a numerical score indicating performance based on the differences between the predicted and actual values.

Parameters

- **y_predicted** (*pd.Series*) – Predicted values of length [n_samples]
- **y_true** (*pd.Series*) – Actual class labels of length [n_samples]
- **X** (*pd.DataFrame or np.ndarray*) – Extra data of shape [n_samples, n_features] necessary to calculate score
- **sample_weight** (*pd.DataFrame or np.ndarray*) – Sample weights used in computing objective value result

Returns score

validate_inputs(*self*, *y_true*, *y_predicted*)
Validates the input based on a few simple checks.

Parameters

- **y_predicted** (*pd.Series, or pd.DataFrame*) – Predicted values of length [n_samples].
- **y_true** (*pd.Series*) – Actual class labels of length [n_samples].

Raises **ValueError** – If the inputs are malformed.

class evalml.objectives.**MAPE**
Mean absolute percentage error for time series regression. Scaled by 100 to return a percentage.

Only valid for nonzero inputs. Otherwise, will throw a ValueError.

Example

```
>>> y_true = pd.Series([1.5, 2, 3, 1, 0.5, 1, 2.5, 2.5, 1, 0.5, 2])
>>> y_pred = pd.Series([1.5, 2.5, 2, 1, 0.5, 1, 3, 2.25, 0.75, 0.25, 1.75])
>>> np.testing.assert_almost_equal(MAPE().objective_function(y_true, y_pred), 15.
↪9848484)
```

Attributes

expected_range	None
greater_is_better	False
is_bounded_like_percentage	False
name	Mean Absolute Percentage Error
perfect_score	0.0
problem_types	[ProblemTypes.TIME_SERIES_REGRESSION]
score_needs_proba	False

Methods

`calculate_percent_difference`	Calculate the percent difference between scores.
`is_defined_for_problem_type`	Returns whether or not an objective is defined for a problem type.
`objective_function`	Objective function for mean absolute percentage error for time series regression.
`positive_only`	If True, this objective is only valid for positive data.
`score`	Returns a numerical score indicating performance based on the differences between the predicted and actual values.
`validate_inputs`	Validates the input based on a few simple checks.

classmethod calculate_percent_difference(*cls*, *score*, *baseline_score*)

Calculate the percent difference between scores.

Parameters

- **score** (*float*) – A score. Output of the score method of this objective.
- **baseline_score** (*float*) – A score. Output of the score method of this objective. In practice, this is the score achieved on this objective with a baseline estimator.

Returns

The percent difference between the scores. Note that for objectives that can be interpreted as percentages, this will be the difference between the reference score and score. For all other objectives, the difference will be normalized by the reference score.

Return type float

classmethod is_defined_for_problem_type(*cls*, *problem_type*)

Returns whether or not an objective is defined for a problem type.

objective_function(*self*, *y_true*, *y_predicted*, *X=None*, *sample_weight=None*)

Objective function for mean absolute percentage error for time series regression.

positive_only(*self*)

If True, this objective is only valid for positive data.

score(*self*, *y_true*, *y_predicted*, *X=None*, *sample_weight=None*)

Returns a numerical score indicating performance based on the differences between the predicted and actual values.

Parameters

- **y_predicted** (*pd.Series*) – Predicted values of length [n_samples]

- **y_true** (*pd.Series*) – Actual class labels of length [n_samples]
- **X** (*pd.DataFrame or np.ndarray*) – Extra data of shape [n_samples, n_features] necessary to calculate score
- **sample_weight** (*pd.DataFrame or np.ndarray*) – Sample weights used in computing objective value result

Returns score

validate_inputs(*self*, *y_true*, *y_predicted*)

Validates the input based on a few simple checks.

Parameters

- **y_predicted** (*pd.Series, or pd.DataFrame*) – Predicted values of length [n_samples].
- **y_true** (*pd.Series*) – Actual class labels of length [n_samples].

Raises **ValueError** – If the inputs are malformed.

class evalml.objectives.**MaxError**

Maximum residual error for regression.

Example

```
>>> y_true = pd.Series([1.5, 2, 3, 1, 0.5, 1, 2.5, 2.5, 1, 0.5, 2])
>>> y_pred = pd.Series([1.5, 2.5, 2, 1, 0.5, 1, 3, 2.25, 0.75, 0.25, 1.75])
>>> np.testing.assert_almost_equal(MaxError().objective_function(y_true, y_pred),␣
↪1.0)
```

Attributes

expected_range	None
greater_is_better	False
is_bounded_like_percentage	False
name	MaxError
perfect_score	0.0
problem_types	[ProblemTypes.REGRESSION, ProblemTypes.TIME_SERIES_REGRESSION]
score_needs_proba	False

Methods

calculate_percent_difference	Calculate the percent difference between scores.
is_defined_for_problem_type	Returns whether or not an objective is defined for a problem type.
objective_function	Objective function for maximum residual error for regression.
positive_only	If True, this objective is only valid for positive data. Defaults to False.

continues on next page

Table 285 – continued from previous page

score	Returns a numerical score indicating performance based on the differences between the predicted and actual values.
validate_inputs	Validates the input based on a few simple checks.

classmethod calculate_percent_difference(*cls*, *score*, *baseline_score*)

Calculate the percent difference between scores.

Parameters

- **score** (*float*) – A score. Output of the score method of this objective.
- **baseline_score** (*float*) – A score. Output of the score method of this objective. In practice, this is the score achieved on this objective with a baseline estimator.

Returns

The percent difference between the scores. Note that for objectives that can be interpreted as percentages, this will be the difference between the reference score and score. For all other objectives, the difference will be normalized by the reference score.

Return type float

classmethod is_defined_for_problem_type(*cls*, *problem_type*)

Returns whether or not an objective is defined for a problem type.

objective_function(*self*, *y_true*, *y_predicted*, *X=None*, *sample_weight=None*)

Objective function for maximum residual error for regression.

positive_only(*cls*)

If True, this objective is only valid for positive data. Defaults to False.

score(*self*, *y_true*, *y_predicted*, *X=None*, *sample_weight=None*)

Returns a numerical score indicating performance based on the differences between the predicted and actual values.

Parameters

- **y_predicted** (*pd.Series*) – Predicted values of length [n_samples]
- **y_true** (*pd.Series*) – Actual class labels of length [n_samples]
- **X** (*pd.DataFrame or np.ndarray*) – Extra data of shape [n_samples, n_features] necessary to calculate score
- **sample_weight** (*pd.DataFrame or np.ndarray*) – Sample weights used in computing objective value result

Returns score

validate_inputs(*self*, *y_true*, *y_predicted*)

Validates the input based on a few simple checks.

Parameters

- **y_predicted** (*pd.Series, or pd.DataFrame*) – Predicted values of length [n_samples].
- **y_true** (*pd.Series*) – Actual class labels of length [n_samples].

Raises **ValueError** – If the inputs are malformed.

class evalml.objectives.**MCCBinary**

Matthews correlation coefficient for binary classification.

Example

```
>>> y_true = pd.Series([0, 1, 1, 0, 0, 1, 1, 1, 0, 1, 1])
>>> y_pred = pd.Series([0, 0, 0, 0, 0, 0, 0, 0, 0, 0, 1])
>>> np.testing.assert_almost_equal(MCCBinary().objective_function(y_true, y_pred),
↪ 0.2390457)
```

Attributes

expected_range	None
greater_is_better	True
is_bounded_like_a_percentage	False
name	MCC Binary
perfect_score	1.0
problem_types	[ProblemTypes.BINARY, ProblemTypes.TIME_SERIES_BINARY]
score_needs_proba	False

Methods

calculate_percent_difference	Calculate the percent difference between scores.
can_optimize_threshold	Returns a boolean determining if we can optimize the binary classification objective threshold.
decision_function	Apply a learned threshold to predicted probabilities to get predicted classes.
is_defined_for_problem_type	Returns whether or not an objective is defined for a problem type.
objective_function	Objective function for Matthews correlation coefficient for binary classification.
optimize_threshold	Learn a binary classification threshold which optimizes the current objective.
positive_only	If True, this objective is only valid for positive data. Defaults to False.
score	Returns a numerical score indicating performance based on the differences between the predicted and actual values.
validate_inputs	Validate inputs for scoring.

classmethod calculate_percent_difference(*cls*, *score*, *baseline_score*)

Calculate the percent difference between scores.

Parameters

- **score** (*float*) – A score. Output of the score method of this objective.
- **baseline_score** (*float*) – A score. Output of the score method of this objective. In practice, this is the score achieved on this objective with a baseline estimator.

Returns

The percent difference between the scores. Note that for objectives that can be interpreted as percentages, this will be the difference between the reference score and score. For all other objectives, the difference will be normalized by the reference score.

Return type float

property can_optimize_threshold(*cls*)

Returns a boolean determining if we can optimize the binary classification objective threshold.

This will be false for any objective that works directly with predicted probabilities, like log loss and AUC. Otherwise, it will be true.

Returns Whether or not an objective can be optimized.

Return type bool

decision_function(*self*, *ypred_proba*, *threshold=0.5*, *X=None*)

Apply a learned threshold to predicted probabilities to get predicted classes.

Parameters

- **ypred_proba** (*pd.Series, np.ndarray*) – The classifier's predicted probabilities
- **threshold** (*float, optional*) – Threshold used to make a prediction. Defaults to 0.5.
- **X** (*pd.DataFrame, optional*) – Any extra columns that are needed from training data.

Returns predictions

classmethod is_defined_for_problem_type(*cls*, *problem_type*)

Returns whether or not an objective is defined for a problem type.

objective_function(*self*, *y_true*, *y_predicted*, *X=None*, *sample_weight=None*)

Objective function for Matthews correlation coefficient for binary classification.

optimize_threshold(*self*, *ypred_proba*, *y_true*, *X=None*)

Learn a binary classification threshold which optimizes the current objective.

Parameters

- **ypred_proba** (*pd.Series*) – The classifier's predicted probabilities
- **y_true** (*pd.Series*) – The ground truth for the predictions.
- **X** (*pd.DataFrame, optional*) – Any extra columns that are needed from training data.

Returns Optimal threshold for this objective.

Raises **RuntimeError** – If objective cannot be optimized.

positive_only(*cls*)

If True, this objective is only valid for positive data. Defaults to False.

score(*self*, *y_true*, *y_predicted*, *X=None*, *sample_weight=None*)

Returns a numerical score indicating performance based on the differences between the predicted and actual values.

Parameters

- **y_predicted** (*pd.Series*) – Predicted values of length [n_samples]
- **y_true** (*pd.Series*) – Actual class labels of length [n_samples]
- **X** (*pd.DataFrame or np.ndarray*) – Extra data of shape [n_samples, n_features] necessary to calculate score

- **sample_weight** (*pd.DataFrame or np.ndarray*) – Sample weights used in computing objective value result

Returns score

validate_inputs(*self*, *y_true*, *y_predicted*)
Validate inputs for scoring.

class evalml.objectives.**MCCMulticlass**
Matthews correlation coefficient for multiclass classification.

Example

```
>>> y_true = pd.Series([0, 1, 0, 2, 0, 1, 2, 1, 2, 0, 2])
>>> y_pred = pd.Series([0, 0, 0, 0, 1, 1, 1, 1, 2, 2, 2])
>>> np.testing.assert_almost_equal(MCCMulticlass().objective_function(y_true, y_
↪pred), 0.325)
```

Attributes

expected_range	None
greater_is_better	True
is_bounded_like	False
name	MCC Multiclass
perfect_score	1.0
problem_types	[ProblemTypes.MULTICLASS, ProblemTypes.TIME_SERIES_MULTICLASS]
score_needs_proba	False

Methods

calculate_percent_difference	Calculate the percent difference between scores.
is_defined_for_problem_type	Returns whether or not an objective is defined for a problem type.
objective_function	Objective function for Matthews correlation coefficient for multiclass classification.
positive_only	If True, this objective is only valid for positive data. Defaults to False.
score	Returns a numerical score indicating performance based on the differences between the predicted and actual values.
validate_inputs	Validates the input based on a few simple checks.

classmethod calculate_percent_difference(*cls*, *score*, *baseline_score*)
Calculate the percent difference between scores.

Parameters

- **score** (*float*) – A score. Output of the score method of this objective.
- **baseline_score** (*float*) – A score. Output of the score method of this objective. In practice, this is the score achieved on this objective with a baseline estimator.

Returns

The percent difference between the scores. Note that for objectives that can be interpreted as percentages, this will be the difference between the reference score and score. For all other objectives, the difference will be normalized by the reference score.

Return type float

classmethod is_defined_for_problem_type(*cls*, *problem_type*)
Returns whether or not an objective is defined for a problem type.

objective_function(*self*, *y_true*, *y_predicted*, *X=None*, *sample_weight=None*)
Objective function for Matthews correlation coefficient for multiclass classification.

positive_only(*cls*)
If True, this objective is only valid for positive data. Defaults to False.

score(*self*, *y_true*, *y_predicted*, *X=None*, *sample_weight=None*)
Returns a numerical score indicating performance based on the differences between the predicted and actual values.

Parameters

- **y_predicted** (*pd.Series*) – Predicted values of length [n_samples]
- **y_true** (*pd.Series*) – Actual class labels of length [n_samples]
- **X** (*pd.DataFrame or np.ndarray*) – Extra data of shape [n_samples, n_features] necessary to calculate score
- **sample_weight** (*pd.DataFrame or np.ndarray*) – Sample weights used in computing objective value result

Returns score

validate_inputs(*self*, *y_true*, *y_predicted*)
Validates the input based on a few simple checks.

Parameters

- **y_predicted** (*pd.Series, or pd.DataFrame*) – Predicted values of length [n_samples].
- **y_true** (*pd.Series*) – Actual class labels of length [n_samples].

Raises **ValueError** – If the inputs are malformed.

class evalml.objectives.**MeanSquaredLogError**
Mean squared log error for regression.

Only valid for nonnegative inputs. Otherwise, will throw a ValueError.

Example

```
>>> y_true = pd.Series([1.5, 2, 3, 1, 0.5, 1, 2.5, 2.5, 1, 0.5, 2])
>>> y_pred = pd.Series([1.5, 2.5, 2, 1, 0.5, 1, 3, 2.25, 0.75, 0.25, 1.75])
>>> np.testing.assert_almost_equal(MeanSquaredLogError().objective_function(y_
↪true, y_pred), 0.0171353)
```

Attributes

expected_range	None
greater_is_better	False
is_bounded_like_percentage	False
name	Mean Squared Log Error
perfect_score	0.0
problem_types	[ProblemTypes.REGRESSION, ProblemTypes.TIME_SERIES_REGRESSION]
score_needs_proba	False

Methods

`calculate_percent_difference`	Calculate the percent difference between scores.
`is_defined_for_problem_type`	Returns whether or not an objective is defined for a problem type.
`objective_function`	Objective function for mean squared log error for regression.
`positive_only`	If True, this objective is only valid for positive data.
`score`	Returns a numerical score indicating performance based on the differences between the predicted and actual values.
`validate_inputs`	Validates the input based on a few simple checks.

classmethod calculate_percent_difference(*cls*, *score*, *baseline_score*)

Calculate the percent difference between scores.

Parameters

- **score** (*float*) – A score. Output of the score method of this objective.
- **baseline_score** (*float*) – A score. Output of the score method of this objective. In practice, this is the score achieved on this objective with a baseline estimator.

Returns

The percent difference between the scores. Note that for objectives that can be interpreted as percentages, this will be the difference between the reference score and score. For all other objectives, the difference will be normalized by the reference score.

Return type float

classmethod is_defined_for_problem_type(*cls*, *problem_type*)

Returns whether or not an objective is defined for a problem type.

objective_function(*self*, *y_true*, *y_predicted*, *X=None*, *sample_weight=None*)

Objective function for mean squared log error for regression.

positive_only(*self*)

If True, this objective is only valid for positive data.

score(*self*, *y_true*, *y_predicted*, *X=None*, *sample_weight=None*)

Returns a numerical score indicating performance based on the differences between the predicted and actual values.

Parameters

- **y_predicted** (*pd.Series*) – Predicted values of length [n_samples]

- **y_true** (*pd.Series*) – Actual class labels of length [n_samples]
- **X** (*pd.DataFrame or np.ndarray*) – Extra data of shape [n_samples, n_features] necessary to calculate score
- **sample_weight** (*pd.DataFrame or np.ndarray*) – Sample weights used in computing objective value result

Returns score

validate_inputs (*self, y_true, y_predicted*)
Validates the input based on a few simple checks.

Parameters

- **y_predicted** (*pd.Series, or pd.DataFrame*) – Predicted values of length [n_samples].
- **y_true** (*pd.Series*) – Actual class labels of length [n_samples].

Raises **ValueError** – If the inputs are malformed.

class evalml.objectives.**MedianAE**
Median absolute error for regression.

Example

```
>>> y_true = pd.Series([1.5, 2, 3, 1, 0.5, 1, 2.5, 2.5, 1, 0.5, 2])
>>> y_pred = pd.Series([1.5, 2.5, 2, 1, 0.5, 1, 3, 2.25, 0.75, 0.25, 1.75])
>>> np.testing.assert_almost_equal(MedianAE().objective_function(y_true, y_pred),␣
↪0.25)
```

Attributes

expected_range	None
greater_is_better	False
is_bounded_like_percentage	False
name	MedianAE
perfect_score	0.0
problem_types	[ProblemTypes.REGRESSION, ProblemTypes.TIME_SERIES_REGRESSION]
score_needs_proba	False

Methods

calculate_percent_difference	Calculate the percent difference between scores.
is_defined_for_problem_type	Returns whether or not an objective is defined for a problem type.
objective_function	Objective function for median absolute error for regression.
positive_only	If True, this objective is only valid for positive data. Defaults to False.

continues on next page

Table 289 – continued from previous page

score	Returns a numerical score indicating performance based on the differences between the predicted and actual values.
validate_inputs	Validates the input based on a few simple checks.

classmethod calculate_percent_difference(*cls*, *score*, *baseline_score*)

Calculate the percent difference between scores.

Parameters

- **score** (*float*) – A score. Output of the score method of this objective.
- **baseline_score** (*float*) – A score. Output of the score method of this objective. In practice, this is the score achieved on this objective with a baseline estimator.

Returns

The percent difference between the scores. Note that for objectives that can be interpreted as percentages, this will be the difference between the reference score and score. For all other objectives, the difference will be normalized by the reference score.

Return type float

classmethod is_defined_for_problem_type(*cls*, *problem_type*)

Returns whether or not an objective is defined for a problem type.

objective_function(*self*, *y_true*, *y_predicted*, *X=None*, *sample_weight=None*)

Objective function for median absolute error for regression.

positive_only(*cls*)

If True, this objective is only valid for positive data. Defaults to False.

score(*self*, *y_true*, *y_predicted*, *X=None*, *sample_weight=None*)

Returns a numerical score indicating performance based on the differences between the predicted and actual values.

Parameters

- **y_predicted** (*pd.Series*) – Predicted values of length [n_samples]
- **y_true** (*pd.Series*) – Actual class labels of length [n_samples]
- **X** (*pd.DataFrame or np.ndarray*) – Extra data of shape [n_samples, n_features] necessary to calculate score
- **sample_weight** (*pd.DataFrame or np.ndarray*) – Sample weights used in computing objective value result

Returns score

validate_inputs(*self*, *y_true*, *y_predicted*)

Validates the input based on a few simple checks.

Parameters

- **y_predicted** (*pd.Series, or pd.DataFrame*) – Predicted values of length [n_samples].
- **y_true** (*pd.Series*) – Actual class labels of length [n_samples].

Raises **ValueError** – If the inputs are malformed.

class evalml.objectives.**MSE**

Mean squared error for regression.

Example

```
>>> y_true = pd.Series([1.5, 2, 3, 1, 0.5, 1, 2.5, 2.5, 1, 0.5, 2])
>>> y_pred = pd.Series([1.5, 2.5, 2, 1, 0.5, 1, 3, 2.25, 0.75, 0.25, 1.75])
>>> np.testing.assert_almost_equal(MSE().objective_function(y_true, y_pred), 0.
↪1590909)
```

Attributes

expected_range	None
greater_is_better	False
is_bounded_like_a_percentage	False
name	MSE
perfect_score	0.0
problem_types	[ProblemTypes.REGRESSION, ProblemTypes.TIME_SERIES_REGRESSION]
score_needs_proba	False

Methods

calculate_percent_difference	Calculate the percent difference between scores.
is_defined_for_problem_type	Returns whether or not an objective is defined for a problem type.
objective_function	Objective function for mean squared error for regression.
positive_only	If True, this objective is only valid for positive data. Defaults to False.
score	Returns a numerical score indicating performance based on the differences between the predicted and actual values.
validate_inputs	Validates the input based on a few simple checks.

classmethod calculate_percent_difference(*cls*, *score*, *baseline_score*)

Calculate the percent difference between scores.

Parameters

- **score** (*float*) – A score. Output of the score method of this objective.
- **baseline_score** (*float*) – A score. Output of the score method of this objective. In practice, this is the score achieved on this objective with a baseline estimator.

Returns

The percent difference between the scores. Note that for objectives that can be interpreted as percentages, this will be the difference between the reference score and score. For all other objectives, the difference will be normalized by the reference score.

Return type float

classmethod is_defined_for_problem_type(*cls*, *problem_type*)

Returns whether or not an objective is defined for a problem type.

objective_function(*self*, *y_true*, *y_predicted*, *X=None*, *sample_weight=None*)
Objective function for mean squared error for regression.

positive_only(*cls*)
If True, this objective is only valid for positive data. Defaults to False.

score(*self*, *y_true*, *y_predicted*, *X=None*, *sample_weight=None*)
Returns a numerical score indicating performance based on the differences between the predicted and actual values.

Parameters

- **y_predicted** (*pd.Series*) – Predicted values of length [n_samples]
- **y_true** (*pd.Series*) – Actual class labels of length [n_samples]
- **X** (*pd.DataFrame or np.ndarray*) – Extra data of shape [n_samples, n_features] necessary to calculate score
- **sample_weight** (*pd.DataFrame or np.ndarray*) – Sample weights used in computing objective value result

Returns score

validate_inputs(*self*, *y_true*, *y_predicted*)
Validates the input based on a few simple checks.

Parameters

- **y_predicted** (*pd.Series, or pd.DataFrame*) – Predicted values of length [n_samples].
- **y_true** (*pd.Series*) – Actual class labels of length [n_samples].

Raises **ValueError** – If the inputs are malformed.

class evalml.objectives.**MulticlassClassificationObjective**
Base class for all multiclass classification objectives.

Attributes

problem_types	[ProblemTypes.MULTICLASS, ProblemTypes.TIME_SERIES_MULTICLASS]

Methods

calculate_percent_difference	Calculate the percent difference between scores.
expected_range	Returns the expected range of the objective, which is not necessarily the possible ranges.
greater_is_better	Returns a boolean determining if a greater score indicates better model performance.
is_bounded_like_percentage	Returns whether this objective is bounded between 0 and 1, inclusive.
is_defined_for_problem_type	Returns whether or not an objective is defined for a problem type.
name	Returns a name describing the objective.
objective_function	Computes the relative value of the provided predictions compared to the actual labels, according a specified metric.

continues on next page

Table 291 – continued from previous page

perfect_score	Returns the score obtained by evaluating this objective on a perfect model.
positive_only	If True, this objective is only valid for positive data. Defaults to False.
score	Returns a numerical score indicating performance based on the differences between the predicted and actual values.
score_needs_proba	Returns a boolean determining if the score() method needs probability estimates.
validate_inputs	Validates the input based on a few simple checks.

classmethod calculate_percent_difference(*cls*, *score*, *baseline_score*)

Calculate the percent difference between scores.

Parameters

- **score** (*float*) – A score. Output of the score method of this objective.
- **baseline_score** (*float*) – A score. Output of the score method of this objective. In practice, this is the score achieved on this objective with a baseline estimator.

Returns

The percent difference between the scores. Note that for objectives that can be interpreted as percentages, this will be the difference between the reference score and score. For all other objectives, the difference will be normalized by the reference score.

Return type float

property expected_range(*cls*)

Returns the expected range of the objective, which is not necessarily the possible ranges.

For example, our expected R2 range is from [-1, 1], although the actual range is (-inf, 1].

property greater_is_better(*cls*)

Returns a boolean determining if a greater score indicates better model performance.

property is_bounded_like_percentage(*cls*)

Returns whether this objective is bounded between 0 and 1, inclusive.

classmethod is_defined_for_problem_type(*cls*, *problem_type*)

Returns whether or not an objective is defined for a problem type.

property name(*cls*)

Returns a name describing the objective.

abstract classmethod objective_function(*cls*, *y_true*, *y_predicted*, *X=None*, *sample_weight=None*)

Computes the relative value of the provided predictions compared to the actual labels, according a specified metric.

Args: y_predicted (pd.Series): Predicted values of length [n_samples] y_true (pd.Series): Actual class labels of length [n_samples] X (pd.DataFrame or np.ndarray): Extra data of shape [n_samples, n_features] necessary to calculate score sample_weight (pd.DataFrame or np.ndarray): Sample weights used in computing objective value result

Returns Numerical value used to calculate score

property perfect_score(*cls*)

Returns the score obtained by evaluating this objective on a perfect model.

positive_only(*cls*)
If True, this objective is only valid for positive data. Defaults to False.

score(*self*, *y_true*, *y_predicted*, *X=None*, *sample_weight=None*)
Returns a numerical score indicating performance based on the differences between the predicted and actual values.

Parameters

- **y_predicted** (*pd.Series*) – Predicted values of length [n_samples]
- **y_true** (*pd.Series*) – Actual class labels of length [n_samples]
- **X** (*pd.DataFrame or np.ndarray*) – Extra data of shape [n_samples, n_features] necessary to calculate score
- **sample_weight** (*pd.DataFrame or np.ndarray*) – Sample weights used in computing objective value result

Returns score

property score_needs_proba(*cls*)
Returns a boolean determining if the score() method needs probability estimates.

This should be true for objectives which work with predicted probabilities, like log loss or AUC, and false for objectives which compare predicted class labels to the actual labels, like F1 or correlation.

validate_inputs(*self*, *y_true*, *y_predicted*)
Validates the input based on a few simple checks.

Parameters

- **y_predicted** (*pd.Series, or pd.DataFrame*) – Predicted values of length [n_samples].
- **y_true** (*pd.Series*) – Actual class labels of length [n_samples].

Raises **ValueError** – If the inputs are malformed.

class evalml.objectives.**ObjectiveBase**
Base class for all objectives.

Attributes

problem_types	None

Methods

calculate_percent_difference	Calculate the percent difference between scores.
expected_range	Returns the expected range of the objective, which is not necessarily the possible ranges.
greater_is_better	Returns a boolean determining if a greater score indicates better model performance.
is_bounded_like_percentage	Returns whether this objective is bounded between 0 and 1, inclusive.
is_defined_for_problem_type	Returns whether or not an objective is defined for a problem type.
name	Returns a name describing the objective.

continues on next page

Table 292 – continued from previous page

objective_function	Computes the relative value of the provided predictions compared to the actual labels, according a specified metric.
perfect_score	Returns the score obtained by evaluating this objective on a perfect model.
positive_only	If True, this objective is only valid for positive data. Defaults to False.
score	Returns a numerical score indicating performance based on the differences between the predicted and actual values.
score_needs_proba	Returns a boolean determining if the score() method needs probability estimates.
validate_inputs	Validates the input based on a few simple checks.

classmethod calculate_percent_difference(*cls*, *score*, *baseline_score*)

Calculate the percent difference between scores.

Parameters

- **score** (*float*) – A score. Output of the score method of this objective.
- **baseline_score** (*float*) – A score. Output of the score method of this objective. In practice, this is the score achieved on this objective with a baseline estimator.

Returns

The percent difference between the scores. Note that for objectives that can be interpreted as percentages, this will be the difference between the reference score and score. For all other objectives, the difference will be normalized by the reference score.

Return type float

property expected_range(*cls*)

Returns the expected range of the objective, which is not necessarily the possible ranges.

For example, our expected R2 range is from [-1, 1], although the actual range is (-inf, 1].

property greater_is_better(*cls*)

Returns a boolean determining if a greater score indicates better model performance.

property is_bounded_like_percentage(*cls*)

Returns whether this objective is bounded between 0 and 1, inclusive.

classmethod is_defined_for_problem_type(*cls*, *problem_type*)

Returns whether or not an objective is defined for a problem type.

property name(*cls*)

Returns a name describing the objective.

abstract classmethod objective_function(*cls*, *y_true*, *y_predicted*, *X=None*, *sample_weight=None*)

Computes the relative value of the provided predictions compared to the actual labels, according a specified metric.

Args: y_predicted (pd.Series): Predicted values of length [n_samples] y_true (pd.Series): Actual class labels of length [n_samples] X (pd.DataFrame or np.ndarray): Extra data of shape [n_samples, n_features] necessary to calculate score sample_weight (pd.DataFrame or np.ndarray): Sample weights used in computing objective value result

Returns Numerical value used to calculate score

property perfect_score(*cls*)
Returns the score obtained by evaluating this objective on a perfect model.

positive_only(*cls*)
If True, this objective is only valid for positive data. Defaults to False.

score(*self*, *y_true*, *y_predicted*, *X=None*, *sample_weight=None*)
Returns a numerical score indicating performance based on the differences between the predicted and actual values.

Parameters

- **y_predicted** (*pd.Series*) – Predicted values of length [n_samples]
- **y_true** (*pd.Series*) – Actual class labels of length [n_samples]
- **X** (*pd.DataFrame or np.ndarray*) – Extra data of shape [n_samples, n_features] necessary to calculate score
- **sample_weight** (*pd.DataFrame or np.ndarray*) – Sample weights used in computing objective value result

Returns score

property score_needs_proba(*cls*)
Returns a boolean determining if the score() method needs probability estimates.

This should be true for objectives which work with predicted probabilities, like log loss or AUC, and false for objectives which compare predicted class labels to the actual labels, like F1 or correlation.

validate_inputs(*self*, *y_true*, *y_predicted*)
Validates the input based on a few simple checks.

Parameters

- **y_predicted** (*pd.Series, or pd.DataFrame*) – Predicted values of length [n_samples].
- **y_true** (*pd.Series*) – Actual class labels of length [n_samples].

Raises **ValueError** – If the inputs are malformed.

class evalml.objectives.**Precision**
Precision score for binary classification.

Example

```
>>> y_true = pd.Series([0, 1, 1, 0, 0, 1, 1, 1, 0, 1, 1])
>>> y_pred = pd.Series([0, 0, 0, 0, 0, 0, 0, 0, 0, 0, 1])
>>> np.testing.assert_almost_equal(Precision().objective_function(y_true, y_pred),
↪ 1.0)
```

Attributes

expected_range	[0, 1]
greater_is_better	True
is_bounded_like_percentage	True
name	Precision
perfect_score	1.0
problem_types	[ProblemTypes.BINARY, ProblemTypes.TIME_SERIES_BINARY]
score_needs_proba	False

Methods

calculate_percent_difference	Calculate the percent difference between scores.
can_optimize_threshold	Returns a boolean determining if we can optimize the binary classification objective threshold.
decision_function	Apply a learned threshold to predicted probabilities to get predicted classes.
is_defined_for_problem_type	Returns whether or not an objective is defined for a problem type.
objective_function	Objective function for precision score for binary classification.
optimize_threshold	Learn a binary classification threshold which optimizes the current objective.
positive_only	If True, this objective is only valid for positive data. Defaults to False.
score	Returns a numerical score indicating performance based on the differences between the predicted and actual values.
validate_inputs	Validate inputs for scoring.

classmethod calculate_percent_difference(*cls*, *score*, *baseline_score*)

Calculate the percent difference between scores.

Parameters

- **score** (*float*) – A score. Output of the score method of this objective.
- **baseline_score** (*float*) – A score. Output of the score method of this objective. In practice, this is the score achieved on this objective with a baseline estimator.

Returns

The percent difference between the scores. Note that for objectives that can be interpreted as percentages, this will be the difference between the reference score and score. For all other objectives, the difference will be normalized by the reference score.

Return type float

property can_optimize_threshold(*cls*)

Returns a boolean determining if we can optimize the binary classification objective threshold.

This will be false for any objective that works directly with predicted probabilities, like log loss and AUC. Otherwise, it will be true.

Returns Whether or not an objective can be optimized.

Return type bool

decision_function(*self*, *ypred_proba*, *threshold=0.5*, *X=None*)
Apply a learned threshold to predicted probabilities to get predicted classes.

Parameters

- **ypred_proba** (*pd.Series, np.ndarray*) – The classifier's predicted probabilities
- **threshold** (*float, optional*) – Threshold used to make a prediction. Defaults to 0.5.
- **X** (*pd.DataFrame, optional*) – Any extra columns that are needed from training data.

Returns predictions

classmethod is_defined_for_problem_type(*cls*, *problem_type*)
Returns whether or not an objective is defined for a problem type.

objective_function(*self*, *y_true*, *y_predicted*, *X=None*, *sample_weight=None*)
Objective function for precision score for binary classification.

optimize_threshold(*self*, *ypred_proba*, *y_true*, *X=None*)
Learn a binary classification threshold which optimizes the current objective.

Parameters

- **ypred_proba** (*pd.Series*) – The classifier's predicted probabilities
- **y_true** (*pd.Series*) – The ground truth for the predictions.
- **X** (*pd.DataFrame, optional*) – Any extra columns that are needed from training data.

Returns Optimal threshold for this objective.

Raises **RuntimeError** – If objective cannot be optimized.

positive_only(*cls*)
If True, this objective is only valid for positive data. Defaults to False.

score(*self*, *y_true*, *y_predicted*, *X=None*, *sample_weight=None*)
Returns a numerical score indicating performance based on the differences between the predicted and actual values.

Parameters

- **y_predicted** (*pd.Series*) – Predicted values of length [n_samples]
- **y_true** (*pd.Series*) – Actual class labels of length [n_samples]
- **X** (*pd.DataFrame or np.ndarray*) – Extra data of shape [n_samples, n_features] necessary to calculate score
- **sample_weight** (*pd.DataFrame or np.ndarray*) – Sample weights used in computing objective value result

Returns score

validate_inputs(*self*, *y_true*, *y_predicted*)
Validate inputs for scoring.

class evalml.objectives.**PrecisionMacro**
Precision score for multiclass classification using macro-averaging.

Example

```
>>> y_true = pd.Series([0, 1, 0, 2, 0, 1, 2, 1, 2, 0, 2])
>>> y_pred = pd.Series([0, 0, 0, 0, 1, 1, 1, 1, 2, 2, 2])
>>> np.testing.assert_almost_equal(PrecisionMacro().objective_function(y_true, y_
↪pred), 0.5555555)
```

Attributes

expected_range	[0, 1]
greater_is_better	True
is_bounded_like_percentage	True
name	Precision Macro
perfect_score	1.0
problem_types	[ProblemTypes.MULTICLASS, ProblemTypes.TIME_SERIES_MULTICLASS]
score_needs_proba	False

Methods

calculate_percent_difference	Calculate the percent difference between scores.
is_defined_for_problem_type	Returns whether or not an objective is defined for a problem type.
objective_function	Objective function for precision score for multiclass classification using macro-averaging.
positive_only	If True, this objective is only valid for positive data. Defaults to False.
score	Returns a numerical score indicating performance based on the differences between the predicted and actual values.
validate_inputs	Validates the input based on a few simple checks.

classmethod calculate_percent_difference(*cls*, *score*, *baseline_score*)

Calculate the percent difference between scores.

Parameters

- **score** (*float*) – A score. Output of the score method of this objective.
- **baseline_score** (*float*) – A score. Output of the score method of this objective. In practice, this is the score achieved on this objective with a baseline estimator.

Returns

The percent difference between the scores. Note that for objectives that can be interpreted as percentages, this will be the difference between the reference score and score. For all other objectives, the difference will be normalized by the reference score.

Return type float

classmethod is_defined_for_problem_type(*cls*, *problem_type*)

Returns whether or not an objective is defined for a problem type.

objective_function (*self*, *y_true*, *y_predicted*, *X=None*, *sample_weight=None*)
Objective function for precision score for multiclass classification using macro-averaging.

positive_only (*cls*)
If True, this objective is only valid for positive data. Defaults to False.

score (*self*, *y_true*, *y_predicted*, *X=None*, *sample_weight=None*)
Returns a numerical score indicating performance based on the differences between the predicted and actual values.

Parameters

- **y_predicted** (*pd.Series*) – Predicted values of length [n_samples]
- **y_true** (*pd.Series*) – Actual class labels of length [n_samples]
- **X** (*pd.DataFrame or np.ndarray*) – Extra data of shape [n_samples, n_features] necessary to calculate score
- **sample_weight** (*pd.DataFrame or np.ndarray*) – Sample weights used in computing objective value result

Returns score

validate_inputs (*self*, *y_true*, *y_predicted*)
Validates the input based on a few simple checks.

Parameters

- **y_predicted** (*pd.Series, or pd.DataFrame*) – Predicted values of length [n_samples].
- **y_true** (*pd.Series*) – Actual class labels of length [n_samples].

Raises **ValueError** – If the inputs are malformed.

class evalml.objectives.**PrecisionMicro**
Precision score for multiclass classification using micro averaging.

Example

```
>>> y_true = pd.Series([0, 1, 0, 2, 0, 1, 2, 1, 2, 0, 2])
>>> y_pred = pd.Series([0, 0, 0, 0, 1, 1, 1, 1, 2, 2, 2])
>>> np.testing.assert_almost_equal(PrecisionMicro().objective_function(y_true, y_
↪pred), 0.5454545)
```

Attributes

expected_range	[0, 1]
greater_is_better	True
is_bounded_like_percentage	True
name	Precision Micro
perfect_score	1.0
problem_types	[ProblemTypes.MULTICLASS, ProblemTypes.TIME_SERIES_MULTICLASS]
score_needs_proba	False

Methods

`calculate_percent_difference`	Calculate the percent difference between scores.
`is_defined_for_problem_type`	Returns whether or not an objective is defined for a problem type.
`objective_function`	Objective function for precision score for binary classification using micro-averaging.
`positive_only`	If True, this objective is only valid for positive data. Defaults to False.
`score`	Returns a numerical score indicating performance based on the differences between the predicted and actual values.
`validate_inputs`	Validates the input based on a few simple checks.

classmethod calculate_percent_difference(*cls*, *score*, *baseline_score*)

Calculate the percent difference between scores.

Parameters

- **score** (*float*) – A score. Output of the score method of this objective.
- **baseline_score** (*float*) – A score. Output of the score method of this objective. In practice, this is the score achieved on this objective with a baseline estimator.

Returns

The percent difference between the scores. Note that for objectives that can be interpreted as percentages, this will be the difference between the reference score and score. For all other objectives, the difference will be normalized by the reference score.

Return type float

classmethod is_defined_for_problem_type(*cls*, *problem_type*)

Returns whether or not an objective is defined for a problem type.

objective_function(*self*, *y_true*, *y_predicted*, *X=None*, *sample_weight=None*)

Objective function for precision score for binary classification using micro-averaging.

positive_only(*cls*)

If True, this objective is only valid for positive data. Defaults to False.

score(*self*, *y_true*, *y_predicted*, *X=None*, *sample_weight=None*)

Returns a numerical score indicating performance based on the differences between the predicted and actual values.

Parameters

- **y_predicted** (*pd.Series*) – Predicted values of length [n_samples]
- **y_true** (*pd.Series*) – Actual class labels of length [n_samples]
- **X** (*pd.DataFrame or np.ndarray*) – Extra data of shape [n_samples, n_features] necessary to calculate score
- **sample_weight** (*pd.DataFrame or np.ndarray*) – Sample weights used in computing objective value result

Returns score

validate_inputs(*self*, *y_true*, *y_predicted*)

Validates the input based on a few simple checks.

Parameters

- **y_predicted** (*pd.Series, or pd.DataFrame*) – Predicted values of length [n_samples].
- **y_true** (*pd.Series*) – Actual class labels of length [n_samples].

Raises **ValueError** – If the inputs are malformed.

class evalml.objectives.**PrecisionWeighted**

Precision score for multiclass classification using weighted averaging.

Example

```
>>> y_true = pd.Series([0, 1, 0, 2, 0, 1, 2, 1, 2, 0, 2])
>>> y_pred = pd.Series([0, 0, 0, 0, 1, 1, 1, 1, 2, 2, 2])
>>> np.testing.assert_almost_equal(PrecisionWeighted().objective_function(y_true,␣
↪y_pred), 0.5606060)
```

Attributes

expected_range	[0, 1]
greater_is_better	True
is_bounded_like_percentage	True
name	Precision Weighted
perfect_score	1.0
problem_types	[ProblemTypes.MULTICLASS, ProblemTypes.TIME_SERIES_MULTICLASS]
score_needs_proba	False

Methods

calculate_percent_difference	Calculate the percent difference between scores.
is_defined_for_problem_type	Returns whether or not an objective is defined for a problem type.
objective_function	Objective function for precision score for multiclass classification using weighted averaging.
positive_only	If True, this objective is only valid for positive data. Defaults to False.
score	Returns a numerical score indicating performance based on the differences between the predicted and actual values.
validate_inputs	Validates the input based on a few simple checks.

classmethod calculate_percent_difference(*cls*, *score*, *baseline_score*)

Calculate the percent difference between scores.

Parameters

- **score** (*float*) – A score. Output of the score method of this objective.
- **baseline_score** (*float*) – A score. Output of the score method of this objective. In practice, this is the score achieved on this objective with a baseline estimator.

Returns

The percent difference between the scores. Note that for objectives that can be interpreted as percentages, this will be the difference between the reference score and score. For all other objectives, the difference will be normalized by the reference score.

Return type float

classmethod is_defined_for_problem_type(*cls*, *problem_type*)
Returns whether or not an objective is defined for a problem type.

objective_function(*self*, *y_true*, *y_predicted*, *X=None*, *sample_weight=None*)
Objective function for precision score for multiclass classification using weighted averaging.

positive_only(*cls*)
If True, this objective is only valid for positive data. Defaults to False.

score(*self*, *y_true*, *y_predicted*, *X=None*, *sample_weight=None*)
Returns a numerical score indicating performance based on the differences between the predicted and actual values.

Parameters

- **y_predicted** (*pd.Series*) – Predicted values of length [n_samples]
- **y_true** (*pd.Series*) – Actual class labels of length [n_samples]
- **X** (*pd.DataFrame or np.ndarray*) – Extra data of shape [n_samples, n_features] necessary to calculate score
- **sample_weight** (*pd.DataFrame or np.ndarray*) – Sample weights used in computing objective value result

Returns score

validate_inputs(*self*, *y_true*, *y_predicted*)
Validates the input based on a few simple checks.

Parameters

- **y_predicted** (*pd.Series, or pd.DataFrame*) – Predicted values of length [n_samples].
- **y_true** (*pd.Series*) – Actual class labels of length [n_samples].

Raises **ValueError** – If the inputs are malformed.

class evalml.objectives.**R2**
Coefficient of determination for regression.

Example

```
>>> y_true = pd.Series([1.5, 2, 3, 1, 0.5, 1, 2.5, 2.5, 1, 0.5, 2])
>>> y_pred = pd.Series([1.5, 2.5, 2, 1, 0.5, 1, 3, 2.25, 0.75, 0.25, 1.75])
>>> np.testing.assert_almost_equal(R2().objective_function(y_true, y_pred), 0.
↪7638036)
```

Attributes

expected_range	None
greater_is_better	True
is_bounded_like_percentage	False
name	R2
perfect_score	1
problem_types	[ProblemTypes.REGRESSION, ProblemTypes.TIME_SERIES_REGRESSION]
score_needs_proba	False

Methods

calculate_percent_difference	Calculate the percent difference between scores.
is_defined_for_problem_type	Returns whether or not an objective is defined for a problem type.
objective_function	Objective function for coefficient of determination for regression.
positive_only	If True, this objective is only valid for positive data. Defaults to False.
score	Returns a numerical score indicating performance based on the differences between the predicted and actual values.
validate_inputs	Validates the input based on a few simple checks.

classmethod calculate_percent_difference(*cls*, *score*, *baseline_score*)

Calculate the percent difference between scores.

Parameters

- **score** (*float*) – A score. Output of the score method of this objective.
- **baseline_score** (*float*) – A score. Output of the score method of this objective. In practice, this is the score achieved on this objective with a baseline estimator.

Returns

The percent difference between the scores. Note that for objectives that can be interpreted as percentages, this will be the difference between the reference score and score. For all other objectives, the difference will be normalized by the reference score.

Return type float

classmethod is_defined_for_problem_type(*cls*, *problem_type*)

Returns whether or not an objective is defined for a problem type.

objective_function(*self*, *y_true*, *y_predicted*, *X=None*, *sample_weight=None*)

Objective function for coefficient of determination for regression.

positive_only(*cls*)

If True, this objective is only valid for positive data. Defaults to False.

score(*self*, *y_true*, *y_predicted*, *X=None*, *sample_weight=None*)

Returns a numerical score indicating performance based on the differences between the predicted and actual values.

Parameters

- **y_predicted** (*pd.Series*) – Predicted values of length [n_samples]
- **y_true** (*pd.Series*) – Actual class labels of length [n_samples]
- **X** (*pd.DataFrame or np.ndarray*) – Extra data of shape [n_samples, n_features] necessary to calculate score
- **sample_weight** (*pd.DataFrame or np.ndarray*) – Sample weights used in computing objective value result

Returns score

validate_inputs(*self*, *y_true*, *y_predicted*)

Validates the input based on a few simple checks.

Parameters

- **y_predicted** (*pd.Series, or pd.DataFrame*) – Predicted values of length [n_samples].
- **y_true** (*pd.Series*) – Actual class labels of length [n_samples].

Raises **ValueError** – If the inputs are malformed.

class evalml.objectives.**Recall**

Recall score for binary classification.

Example

```
>>> y_true = pd.Series([0, 1, 1, 0, 0, 1, 1, 1, 0, 1, 1])
>>> y_pred = pd.Series([0, 0, 0, 0, 0, 0, 0, 0, 0, 0, 1])
>>> np.testing.assert_almost_equal(Recall().objective_function(y_true, y_pred), 0.
↪1428571)
```

Attributes

expected_range	[0, 1]
greater_is_better	True
is_bounded_like_percentage	True
name	Recall
perfect_score	1.0
problem_types	[ProblemTypes.BINARY, ProblemTypes.TIME_SERIES_BINARY]
score_needs_proba	False

Methods

calculate_percent_difference	Calculate the percent difference between scores.
can_optimize_threshold	Returns a boolean determining if we can optimize the binary classification objective threshold.
decision_function	Apply a learned threshold to predicted probabilities to get predicted classes.
is_defined_for_problem_type	Returns whether or not an objective is defined for a problem type.

continues on next page

Table 298 – continued from previous page

objective_function	Objective function for recall score for binary classification.
optimize_threshold	Learn a binary classification threshold which optimizes the current objective.
positive_only	If True, this objective is only valid for positive data. Defaults to False.
score	Returns a numerical score indicating performance based on the differences between the predicted and actual values.
validate_inputs	Validate inputs for scoring.

classmethod calculate_percent_difference(*cls*, *score*, *baseline_score*)

Calculate the percent difference between scores.

Parameters

- **score** (*float*) – A score. Output of the score method of this objective.
- **baseline_score** (*float*) – A score. Output of the score method of this objective. In practice, this is the score achieved on this objective with a baseline estimator.

Returns

The percent difference between the scores. Note that for objectives that can be interpreted as percentages, this will be the difference between the reference score and score. For all other objectives, the difference will be normalized by the reference score.

Return type float

property can_optimize_threshold(*cls*)

Returns a boolean determining if we can optimize the binary classification objective threshold.

This will be false for any objective that works directly with predicted probabilities, like log loss and AUC. Otherwise, it will be true.

Returns Whether or not an objective can be optimized.

Return type bool

decision_function(*self*, *ypred_proba*, *threshold=0.5*, *X=None*)

Apply a learned threshold to predicted probabilities to get predicted classes.

Parameters

- **ypred_proba** (*pd.Series, np.ndarray*) – The classifier's predicted probabilities
- **threshold** (*float, optional*) – Threshold used to make a prediction. Defaults to 0.5.
- **X** (*pd.DataFrame, optional*) – Any extra columns that are needed from training data.

Returns predictions

classmethod is_defined_for_problem_type(*cls*, *problem_type*)

Returns whether or not an objective is defined for a problem type.

objective_function(*self*, *y_true*, *y_predicted*, *X=None*, *sample_weight=None*)

Objective function for recall score for binary classification.

optimize_threshold(*self*, *ypred_proba*, *y_true*, *X=None*)
Learn a binary classification threshold which optimizes the current objective.

Parameters

- **ypred_proba** (*pd.Series*) – The classifier's predicted probabilities
- **y_true** (*pd.Series*) – The ground truth for the predictions.
- **X** (*pd.DataFrame, optional*) – Any extra columns that are needed from training data.

Returns Optimal threshold for this objective.

Raises **RuntimeError** – If objective cannot be optimized.

positive_only(*cls*)
If True, this objective is only valid for positive data. Defaults to False.

score(*self*, *y_true*, *y_predicted*, *X=None*, *sample_weight=None*)
Returns a numerical score indicating performance based on the differences between the predicted and actual values.

Parameters

- **y_predicted** (*pd.Series*) – Predicted values of length [n_samples]
- **y_true** (*pd.Series*) – Actual class labels of length [n_samples]
- **X** (*pd.DataFrame or np.ndarray*) – Extra data of shape [n_samples, n_features] necessary to calculate score
- **sample_weight** (*pd.DataFrame or np.ndarray*) – Sample weights used in computing objective value result

Returns score

validate_inputs(*self*, *y_true*, *y_predicted*)
Validate inputs for scoring.

class evalml.objectives.**RecallMacro**
Recall score for multiclass classification using macro averaging.

Example

```
>>> y_true = pd.Series([0, 1, 0, 2, 0, 1, 2, 1, 2, 0, 2])
>>> y_pred = pd.Series([0, 0, 0, 0, 1, 1, 1, 1, 2, 2, 2])
>>> np.testing.assert_almost_equal(RecallMacro().objective_function(y_true, y_
↪pred), 0.5555555)
```

Attributes

expected_range	[0, 1]
greater_is_better	True
is_bounded_likeli	True **percentage**
name	Recall Macro
perfect_score	1.0
problem_types	[ProblemTypes.MULTICLASS, ProblemTypes.TIME_SERIES_MULTICLASS]
score_needs_proba	False

Methods

calculate_percent_difference	Calculate the percent difference between scores.
is_defined_for_problem_type	Returns whether or not an objective is defined for a problem type.
objective_function	Objective function for recall score for multiclass classification using macro-averaging.
positive_only	If True, this objective is only valid for positive data. Defaults to False.
score	Returns a numerical score indicating performance based on the differences between the predicted and actual values.
validate_inputs	Validates the input based on a few simple checks.

classmethod calculate_percent_difference(*cls*, *score*, *baseline_score*)

Calculate the percent difference between scores.

Parameters

- **score** (*float*) – A score. Output of the score method of this objective.
- **baseline_score** (*float*) – A score. Output of the score method of this objective. In practice, this is the score achieved on this objective with a baseline estimator.

Returns

The percent difference between the scores. Note that for objectives that can be interpreted as percentages, this will be the difference between the reference score and score. For all other objectives, the difference will be normalized by the reference score.

Return type float

classmethod is_defined_for_problem_type(*cls*, *problem_type*)

Returns whether or not an objective is defined for a problem type.

objective_function(*self*, *y_true*, *y_predicted*, *X=None*, *sample_weight=None*)

Objective function for recall score for multiclass classification using macro-averaging.

positive_only(*cls*)

If True, this objective is only valid for positive data. Defaults to False.

score(*self*, *y_true*, *y_predicted*, *X=None*, *sample_weight=None*)

Returns a numerical score indicating performance based on the differences between the predicted and actual values.

Parameters

- **y_predicted** (*pd.Series*) – Predicted values of length [n_samples]
- **y_true** (*pd.Series*) – Actual class labels of length [n_samples]
- **X** (*pd.DataFrame or np.ndarray*) – Extra data of shape [n_samples, n_features] necessary to calculate score
- **sample_weight** (*pd.DataFrame or np.ndarray*) – Sample weights used in computing objective value result

Returns score

validate_inputs(*self*, *y_true*, *y_predicted*)

Validates the input based on a few simple checks.

Parameters

- **y_predicted** (*pd.Series, or pd.DataFrame*) – Predicted values of length [n_samples].
- **y_true** (*pd.Series*) – Actual class labels of length [n_samples].

Raises **ValueError** – If the inputs are malformed.

class evalml.objectives.**RecallMicro**

Recall score for multiclass classification using micro averaging.

Example

```
>>> y_true = pd.Series([0, 1, 0, 2, 0, 1, 2, 1, 2, 0, 2])
>>> y_pred = pd.Series([0, 0, 0, 0, 1, 1, 1, 1, 2, 2, 2])
>>> np.testing.assert_almost_equal(RecallMicro().objective_function(y_true, y_
↪pred), 0.5454545)
```

Attributes

expected_range	[0, 1]
greater_is_better	True
is_bounded_likert	True
name	Recall Micro
perfect_score	1.0
problem_types	[ProblemTypes.MULTICLASS, ProblemTypes.TIME_SERIES_MULTICLASS]
score_needs_proba	False

Methods

calculate_percent_difference	Calculate the percent difference between scores.
is_defined_for_problem_type	Returns whether or not an objective is defined for a problem type.
objective_function	Objective function for recall score for multiclass classification using micro-averaging.
positive_only	If True, this objective is only valid for positive data. Defaults to False.

continues on next page

Table 300 – continued from previous page

score	Returns a numerical score indicating performance based on the differences between the predicted and actual values.
validate_inputs	Validates the input based on a few simple checks.

classmethod calculate_percent_difference(*cls*, *score*, *baseline_score*)

Calculate the percent difference between scores.

Parameters

- **score** (*float*) – A score. Output of the score method of this objective.
- **baseline_score** (*float*) – A score. Output of the score method of this objective. In practice, this is the score achieved on this objective with a baseline estimator.

Returns

The percent difference between the scores. Note that for objectives that can be interpreted as percentages, this will be the difference between the reference score and score. For all other objectives, the difference will be normalized by the reference score.

Return type float

classmethod is_defined_for_problem_type(*cls*, *problem_type*)

Returns whether or not an objective is defined for a problem type.

objective_function(*self*, *y_true*, *y_predicted*, *X=None*, *sample_weight=None*)

Objective function for recall score for multiclass classification using micro-averaging.

positive_only(*cls*)

If True, this objective is only valid for positive data. Defaults to False.

score(*self*, *y_true*, *y_predicted*, *X=None*, *sample_weight=None*)

Returns a numerical score indicating performance based on the differences between the predicted and actual values.

Parameters

- **y_predicted** (*pd.Series*) – Predicted values of length [n_samples]
- **y_true** (*pd.Series*) – Actual class labels of length [n_samples]
- **X** (*pd.DataFrame or np.ndarray*) – Extra data of shape [n_samples, n_features] necessary to calculate score
- **sample_weight** (*pd.DataFrame or np.ndarray*) – Sample weights used in computing objective value result

Returns score

validate_inputs(*self*, *y_true*, *y_predicted*)

Validates the input based on a few simple checks.

Parameters

- **y_predicted** (*pd.Series, or pd.DataFrame*) – Predicted values of length [n_samples].
- **y_true** (*pd.Series*) – Actual class labels of length [n_samples].

Raises **ValueError** – If the inputs are malformed.

class evalml.objectives.**RecallWeighted**

Recall score for multiclass classification using weighted averaging.

Example

```
>>> y_true = pd.Series([0, 1, 0, 2, 0, 1, 2, 1, 2, 0, 2])
>>> y_pred = pd.Series([0, 0, 0, 0, 1, 1, 1, 1, 2, 2, 2])
>>> np.testing.assert_almost_equal(RecallWeighted().objective_function(y_true, y_
↪pred), 0.5454545)
```

Attributes

expected_range	[0, 1]
greater_is_better	True
is_bounded_like_percentage	True
name	Recall Weighted
perfect_score	1.0
problem_types	[ProblemTypes.MULTICLASS, ProblemTypes.TIME_SERIES_MULTICLASS]
score_needs_proba	False

Methods

calculate_percent_difference	Calculate the percent difference between scores.
is_defined_for_problem_type	Returns whether or not an objective is defined for a problem type.
objective_function	Objective function for recall score for multiclass classification using weighted averaging.
positive_only	If True, this objective is only valid for positive data. Defaults to False.
score	Returns a numerical score indicating performance based on the differences between the predicted and actual values.
validate_inputs	Validates the input based on a few simple checks.

classmethod calculate_percent_difference(*cls*, *score*, *baseline_score*)

Calculate the percent difference between scores.

Parameters

- **score** (*float*) – A score. Output of the score method of this objective.
- **baseline_score** (*float*) – A score. Output of the score method of this objective. In practice, this is the score achieved on this objective with a baseline estimator.

Returns

The percent difference between the scores. Note that for objectives that can be interpreted as percentages, this will be the difference between the reference score and score. For all other objectives, the difference will be normalized by the reference score.

Return type float

classmethod is_defined_for_problem_type(*cls*, *problem_type*)

Returns whether or not an objective is defined for a problem type.

objective_function(*self*, *y_true*, *y_predicted*, *X=None*, *sample_weight=None*)
Objective function for recall score for multiclass classification using weighted averaging.

positive_only(*cls*)
If True, this objective is only valid for positive data. Defaults to False.

score(*self*, *y_true*, *y_predicted*, *X=None*, *sample_weight=None*)
Returns a numerical score indicating performance based on the differences between the predicted and actual values.

Parameters

- **y_predicted** (*pd.Series*) – Predicted values of length [n_samples]
- **y_true** (*pd.Series*) – Actual class labels of length [n_samples]
- **X** (*pd.DataFrame or np.ndarray*) – Extra data of shape [n_samples, n_features] necessary to calculate score
- **sample_weight** (*pd.DataFrame or np.ndarray*) – Sample weights used in computing objective value result

Returns score

validate_inputs(*self*, *y_true*, *y_predicted*)
Validates the input based on a few simple checks.

Parameters

- **y_predicted** (*pd.Series, or pd.DataFrame*) – Predicted values of length [n_samples].
- **y_true** (*pd.Series*) – Actual class labels of length [n_samples].

Raises **ValueError** – If the inputs are malformed.

class evalml.objectives.**RegressionObjective**
Base class for all regression objectives.

Attributes

problem_types	[ProblemTypes.REGRESSION, ProblemTypes.TIME_SERIES_REGRESSION]

Methods

calculate_percent_difference	Calculate the percent difference between scores.
expected_range	Returns the expected range of the objective, which is not necessarily the possible ranges.
greater_is_better	Returns a boolean determining if a greater score indicates better model performance.
is_bounded_like_percentage	Returns whether this objective is bounded between 0 and 1, inclusive.
is_defined_for_problem_type	Returns whether or not an objective is defined for a problem type.
name	Returns a name describing the objective.
objective_function	Computes the relative value of the provided predictions compared to the actual labels, according a specified metric.

continues on next page

Table 302 – continued from previous page

perfect_score	Returns the score obtained by evaluating this objective on a perfect model.
positive_only	If True, this objective is only valid for positive data. Defaults to False.
score	Returns a numerical score indicating performance based on the differences between the predicted and actual values.
score_needs_proba	Returns a boolean determining if the score() method needs probability estimates.
validate_inputs	Validates the input based on a few simple checks.

classmethod calculate_percent_difference(*cls*, *score*, *baseline_score*)

Calculate the percent difference between scores.

Parameters

- **score** (*float*) – A score. Output of the score method of this objective.
- **baseline_score** (*float*) – A score. Output of the score method of this objective. In practice, this is the score achieved on this objective with a baseline estimator.

Returns

The percent difference between the scores. Note that for objectives that can be interpreted as percentages, this will be the difference between the reference score and score. For all other objectives, the difference will be normalized by the reference score.

Return type float

property expected_range(*cls*)

Returns the expected range of the objective, which is not necessarily the possible ranges.

For example, our expected R2 range is from [-1, 1], although the actual range is (-inf, 1].

property greater_is_better(*cls*)

Returns a boolean determining if a greater score indicates better model performance.

property is_bounded_like_percentage(*cls*)

Returns whether this objective is bounded between 0 and 1, inclusive.

classmethod is_defined_for_problem_type(*cls*, *problem_type*)

Returns whether or not an objective is defined for a problem type.

property name(*cls*)

Returns a name describing the objective.

abstract classmethod objective_function(*cls*, *y_true*, *y_predicted*, *X=None*, *sample_weight=None*)

Computes the relative value of the provided predictions compared to the actual labels, according a specified metric.

Args: y_predicted (pd.Series): Predicted values of length [n_samples] y_true (pd.Series): Actual class labels of length [n_samples] X (pd.DataFrame or np.ndarray): Extra data of shape [n_samples, n_features] necessary to calculate score sample_weight (pd.DataFrame or np.ndarray): Sample weights used in computing objective value result

Returns Numerical value used to calculate score

property perfect_score(*cls*)

Returns the score obtained by evaluating this objective on a perfect model.

positive_only (*cls*)
If True, this objective is only valid for positive data. Defaults to False.

score (*self*, *y_true*, *y_predicted*, *X=None*, *sample_weight=None*)
Returns a numerical score indicating performance based on the differences between the predicted and actual values.

Parameters

- **y_predicted** (*pd.Series*) – Predicted values of length [n_samples]
- **y_true** (*pd.Series*) – Actual class labels of length [n_samples]
- **X** (*pd.DataFrame or np.ndarray*) – Extra data of shape [n_samples, n_features] necessary to calculate score
- **sample_weight** (*pd.DataFrame or np.ndarray*) – Sample weights used in computing objective value result

Returns score

property score_needs_proba (*cls*)
Returns a boolean determining if the score() method needs probability estimates.

This should be true for objectives which work with predicted probabilities, like log loss or AUC, and false for objectives which compare predicted class labels to the actual labels, like F1 or correlation.

validate_inputs (*self*, *y_true*, *y_predicted*)
Validates the input based on a few simple checks.

Parameters

- **y_predicted** (*pd.Series, or pd.DataFrame*) – Predicted values of length [n_samples].
- **y_true** (*pd.Series*) – Actual class labels of length [n_samples].

Raises **ValueError** – If the inputs are malformed.

class evalml.objectives.**RootMeanSquaredError**
Root mean squared error for regression.

Example

```
>>> y_true = pd.Series([1.5, 2, 3, 1, 0.5, 1, 2.5, 2.5, 1, 0.5, 2])
>>> y_pred = pd.Series([1.5, 2.5, 2, 1, 0.5, 1, 3, 2.25, 0.75, 0.25, 1.75])
>>> np.testing.assert_almost_equal(RootMeanSquaredError().objective_function(y_
↪true, y_pred), 0.3988620)
```

Attributes

expected_range	None
greater_is_better	False
is_bounded_like_percentage	False
name	Root Mean Squared Error
perfect_score	0.0
problem_types	[ProblemTypes.REGRESSION, ProblemTypes.TIME_SERIES_REGRESSION]
score_needs_proba	False

Methods

calculate_percent_difference	Calculate the percent difference between scores.
is_defined_for_problem_type	Returns whether or not an objective is defined for a problem type.
objective_function	Objective function for root mean squared error for regression.
positive_only	If True, this objective is only valid for positive data. Defaults to False.
score	Returns a numerical score indicating performance based on the differences between the predicted and actual values.
validate_inputs	Validates the input based on a few simple checks.

classmethod calculate_percent_difference(*cls*, *score*, *baseline_score*)

Calculate the percent difference between scores.

Parameters

- **score** (*float*) – A score. Output of the score method of this objective.
- **baseline_score** (*float*) – A score. Output of the score method of this objective. In practice, this is the score achieved on this objective with a baseline estimator.

Returns

The percent difference between the scores. Note that for objectives that can be interpreted as percentages, this will be the difference between the reference score and score. For all other objectives, the difference will be normalized by the reference score.

Return type float

classmethod is_defined_for_problem_type(*cls*, *problem_type*)

Returns whether or not an objective is defined for a problem type.

objective_function(*self*, *y_true*, *y_predicted*, *X=None*, *sample_weight=None*)

Objective function for root mean squared error for regression.

positive_only(*cls*)

If True, this objective is only valid for positive data. Defaults to False.

score(*self*, *y_true*, *y_predicted*, *X=None*, *sample_weight=None*)

Returns a numerical score indicating performance based on the differences between the predicted and actual values.

Parameters

- **y_predicted** (*pd.Series*) – Predicted values of length [n_samples]
- **y_true** (*pd.Series*) – Actual class labels of length [n_samples]
- **X** (*pd.DataFrame or np.ndarray*) – Extra data of shape [n_samples, n_features] necessary to calculate score
- **sample_weight** (*pd.DataFrame or np.ndarray*) – Sample weights used in computing objective value result

Returns score

validate_inputs(*self*, *y_true*, *y_predicted*)

Validates the input based on a few simple checks.

Parameters

- **y_predicted** (*pd.Series, or pd.DataFrame*) – Predicted values of length [n_samples].
- **y_true** (*pd.Series*) – Actual class labels of length [n_samples].

Raises **ValueError** – If the inputs are malformed.

class evalml.objectives.**RootMeanSquaredLogError**

Root mean squared log error for regression.

Only valid for nonnegative inputs. Otherwise, will throw a ValueError.

Example

```
>>> y_true = pd.Series([1.5, 2, 3, 1, 0.5, 1, 2.5, 2.5, 1, 0.5, 2])
>>> y_pred = pd.Series([1.5, 2.5, 2, 1, 0.5, 1, 3, 2.25, 0.75, 0.25, 1.75])
>>> np.testing.assert_almost_equal(RootMeanSquaredLogError().objective_function(y_
↪true, y_pred), 0.13090204)
```

Attributes

expected_range	None
greater_is_better	False
is_bounded_like_percentage	False
name	Root Mean Squared Log Error
perfect_score	0.0
problem_types	[ProblemTypes.REGRESSION, ProblemTypes.TIME_SERIES_REGRESSION]
score_needs_proba	False

Methods

calculate_percent_difference	Calculate the percent difference between scores.
is_defined_for_problem_type	Returns whether or not an objective is defined for a problem type.
objective_function	Objective function for root mean squared log error for regression.
positive_only	If True, this objective is only valid for positive data.
score	Returns a numerical score indicating performance based on the differences between the predicted and actual values.
validate_inputs	Validates the input based on a few simple checks.

classmethod calculate_percent_difference(*cls*, *score*, *baseline_score*)

Calculate the percent difference between scores.

Parameters

- **score** (*float*) – A score. Output of the score method of this objective.
- **baseline_score** (*float*) – A score. Output of the score method of this objective. In practice, this is the score achieved on this objective with a baseline estimator.

Returns

The percent difference between the scores. Note that for objectives that can be interpreted as percentages, this will be the difference between the reference score and score. For all other objectives, the difference will be normalized by the reference score.

Return type float

classmethod is_defined_for_problem_type(*cls*, *problem_type*)
Returns whether or not an objective is defined for a problem type.

objective_function(*self*, *y_true*, *y_predicted*, *X=None*, *sample_weight=None*)
Objective function for root mean squared log error for regression.

positive_only(*self*)
If True, this objective is only valid for positive data.

score(*self*, *y_true*, *y_predicted*, *X=None*, *sample_weight=None*)
Returns a numerical score indicating performance based on the differences between the predicted and actual values.

Parameters

- **y_predicted** (*pd.Series*) – Predicted values of length [n_samples]
- **y_true** (*pd.Series*) – Actual class labels of length [n_samples]
- **X** (*pd.DataFrame or np.ndarray*) – Extra data of shape [n_samples, n_features] necessary to calculate score
- **sample_weight** (*pd.DataFrame or np.ndarray*) – Sample weights used in computing objective value result

Returns score

validate_inputs(*self*, *y_true*, *y_predicted*)
Validates the input based on a few simple checks.

Parameters

- **y_predicted** (*pd.Series, or pd.DataFrame*) – Predicted values of length [n_samples].
- **y_true** (*pd.Series*) – Actual class labels of length [n_samples].

Raises **ValueError** – If the inputs are malformed.

class evalml.objectives.**SensitivityLowAlert**(*alert_rate=0.01*)
Create instance of SensitivityLowAlert.

Parameters **alert_rate** (*float*) – percentage of top scores to classify as high risk.

Attributes

expected_range	[0, 1]
greater_is_better	True
is_bounded_like_percentage	True
name	Sensitivity at Low Alert Rates
perfect_score	1.0
problem_types	[ProblemTypes.BINARY, ProblemTypes.TIME_SERIES_BINARY]
score_needs_proba	False

Methods

calculate_percent_difference	Calculate the percent difference between scores.
can_optimize_threshold	Returns a boolean determining if we can optimize the binary classification objective threshold.
decision_function	Determine if an observation is high risk given an alert rate.
is_defined_for_problem_type	Returns whether or not an objective is defined for a problem type.
objective_function	Calculate sensitivity across all predictions, using the top alert_rate percent of observations as the predicted positive class.
optimize_threshold	Learn a binary classification threshold which optimizes the current objective.
positive_only	If True, this objective is only valid for positive data. Defaults to False.
score	Returns a numerical score indicating performance based on the differences between the predicted and actual values.
validate_inputs	Validate inputs for scoring.

classmethod calculate_percent_difference(*cls*, *score*, *baseline_score*)

Calculate the percent difference between scores.

Parameters

- **score** (*float*) – A score. Output of the score method of this objective.
- **baseline_score** (*float*) – A score. Output of the score method of this objective. In practice, this is the score achieved on this objective with a baseline estimator.

Returns

The percent difference between the scores. Note that for objectives that can be interpreted as percentages, this will be the difference between the reference score and score. For all other objectives, the difference will be normalized by the reference score.

Return type float

property can_optimize_threshold(*cls*)

Returns a boolean determining if we can optimize the binary classification objective threshold.

This will be false for any objective that works directly with predicted probabilities, like log loss and AUC. Otherwise, it will be true.

Returns Whether or not an objective can be optimized.

Return type bool

decision_function(*self*, *ypred_proba*, ***kwargs*)

Determine if an observation is high risk given an alert rate.

Parameters

- **ypred_proba** (*pd.Series*) – Predicted probabilities.
- ****kwargs** – Additional abritrary parameters.

Returns Whether or not an observation is high risk given an alert rate.

Return type pd.Series

classmethod is_defined_for_problem_type(*cls*, *problem_type*)
Returns whether or not an objective is defined for a problem type.

objective_function(*self*, *y_true*, *y_predicted*, ***kwargs*)
Calculate sensitivity across all predictions, using the top alert_rate percent of observations as the predicted positive class.

Parameters

- **y_true** (*pd.Series*) – True labels.
- **y_predicted** (*pd.Series*) – Predicted labels based on alert_rate.
- ****kwargs** – Additional abritrary parameters.

Returns sensitivity using the observations with the top scores as the predicted positive class.

Return type float

optimize_threshold(*self*, *ypred_proba*, *y_true*, *X=None*)
Learn a binary classification threshold which optimizes the current objective.

Parameters

- **ypred_proba** (*pd.Series*) – The classifier's predicted probabilities
- **y_true** (*pd.Series*) – The ground truth for the predictions.
- **X** (*pd.DataFrame, optional*) – Any extra columns that are needed from training data.

Returns Optimal threshold for this objective.

Raises **RuntimeError** – If objective cannot be optimized.

positive_only(*cls*)
If True, this objective is only valid for positive data. Defaults to False.

score(*self*, *y_true*, *y_predicted*, *X=None*, *sample_weight=None*)
Returns a numerical score indicating performance based on the differences between the predicted and actual values.

Parameters

- **y_predicted** (*pd.Series*) – Predicted values of length [n_samples]
- **y_true** (*pd.Series*) – Actual class labels of length [n_samples]
- **X** (*pd.DataFrame or np.ndarray*) – Extra data of shape [n_samples, n_features] necessary to calculate score
- **sample_weight** (*pd.DataFrame or np.ndarray*) – Sample weights used in computing objective value result

Returns score

validate_inputs(*self*, *y_true*, *y_predicted*)
Validate inputs for scoring.

Pipelines

EvalML pipelines.

Subpackages

components

EvalML component classes.

Subpackages

ensemble

Ensemble components.

Submodules

stacked_ensemble_base

Stacked Ensemble Base.

Module Contents

Classes Summary

StackedEnsembleBase	Stacked Ensemble Base Class.

Contents

class evalml.pipelines.components.ensemble.stacked_ensemble_base.**StackedEnsembleBase**(*final_est*
n_jobs=
1,
ran-
dom_see
***kwarg*

Stacked Ensemble Base Class.

Parameters

- **final_estimator** (*Estimator or subclass*) – The estimator used to combine the base estimators.
- **n_jobs** (*int or None*) – Integer describing level of parallelism used for pipelines. None and 1 are equivalent. If set to -1, all CPUs are used. For n_jobs greater than -1, (n_cpus + 1 + n_jobs) are used. Defaults to -1. - Note: there could be some multi-process errors thrown for values of *n_jobs != 1*. If this is the case, please use *n_jobs = 1*.

- **random_seed** (*int*) – Seed for the random number generator. Defaults to 0.

Attributes

model_family	ModelFamily.ENSEMBLE
modifies_features	True
modifies_target	False
training_only	False

Methods

clone	Constructs a new component with the same parameters and random state.
default_parameters	Returns the default parameters for stacked ensemble classes.
describe	Describe a component and its parameters.
feature_importance	Not implemented for StackedEnsembleClassifier and StackedEnsembleRegressor.
fit	Fits estimator to data.
load	Loads component at file path.
name	Returns string name of this component.
needs_fitting	Returns boolean determining if component needs fitting before calling predict, predict_proba, transform, or feature_importances.
parameters	Returns the parameters which were used to initialize the component.
predict	Make predictions using selected features.
predict_proba	Make probability estimates for labels.
save	Saves component at file path.
supported_problem_types	Problem types this estimator supports.

clone (*self*)

Constructs a new component with the same parameters and random state.

Returns A new instance of this component with identical parameters and random state.

default_parameters (*cls*)

Returns the default parameters for stacked ensemble classes.

Returns default parameters for this component.

Return type dict

describe (*self*, *print_name=False*, *return_dict=False*)

Describe a component and its parameters.

Parameters

- **print_name** (*bool, optional*) – whether to print name of component
- **return_dict** (*bool, optional*) – whether to return description as dictionary in the format {"name": name, "parameters": parameters}

Returns Returns dictionary if return_dict is True, else None.

Return type None or dict

property feature_importance(*self*)
Not implemented for StackedEnsembleClassifier and StackedEnsembleRegressor.

fit(*self*, *X*, *y=None*)
Fits estimator to data.

Parameters

- **X** (*pd.DataFrame*) – The input training data of shape [n_samples, n_features].
- **y** (*pd.Series, optional*) – The target training data of length [n_samples].

Returns self

static load(*file_path*)
Loads component at file path.

Parameters **file_path** (*str*) – Location to load file.

Returns ComponentBase object

property name(*cls*)
Returns string name of this component.

needs_fitting(*self*)
Returns boolean determining if component needs fitting before calling predict, predict_proba, transform, or feature_importances.

This can be overridden to False for components that do not need to be fit or whose fit methods do nothing.

Returns True.

property parameters(*self*)
Returns the parameters which were used to initialize the component.

predict(*self*, *X*)
Make predictions using selected features.

Parameters **X** (*pd.DataFrame*) – Data of shape [n_samples, n_features].

Returns Predicted values.

Return type pd.Series

Raises **MethodPropertyNotFoundError** – If estimator does not have a predict method or a component_obj that implements predict.

predict_proba(*self*, *X*)
Make probability estimates for labels.

Parameters **X** (*pd.DataFrame*) – Features.

Returns Probability estimates.

Return type pd.Series

Raises **MethodPropertyNotFoundError** – If estimator does not have a predict_proba method or a component_obj that implements predict_proba.

save(*self*, *file_path*, *pickle_protocol=cloudpickle.DEFAULT_PROTOCOL*)
Saves component at file path.

Parameters

- **file_path** (*str*) – Location to save file.

- **pickle_protocol** (*int*) – The pickle data stream format.

property supported_problem_types(*cls*)
Problem types this estimator supports.

stacked_ensemble_classifier

Stacked Ensemble Classifier.

Module Contents

Classes Summary

StackedEnsembleClassifier	Stacked Ensemble Classifier.

Contents

class evalml.pipelines.components.ensemble.stacked_ensemble_classifier.**StackedEnsembleClass**

Stacked Ensemble Classifier.

Parameters

- **final_estimator** (*Estimator or subclass*) – The classifier used to combine the base estimators. If None, uses ElasticNetClassifier.
- **n_jobs** (*int or None*) – Integer describing level of parallelism used for pipelines. None and 1 are equivalent. If set to -1, all CPUs are used. For n_jobs below -1, (n_cpus + 1 + n_jobs) are used. Defaults to -1. - Note: there could be some multi-process errors thrown for values of *n_jobs != 1*. If this is the case, please use *n_jobs = 1*.
- **random_seed** (*int*) – Seed for the random number generator. Defaults to 0.

Example

```
>>> from evalml.pipelines.component_graph import ComponentGraph
>>> from evalml.pipelines.components.estimators.classifiers.decision_tree_
↪classifier import DecisionTreeClassifier
>>> from evalml.pipelines.components.estimators.classifiers.elasticnet_classifier␣
↪import ElasticNetClassifier
...
>>> component_graph = {
...     "Decision Tree": [DecisionTreeClassifier(random_seed=3), "X", "y"],
...     "Decision Tree B": [DecisionTreeClassifier(random_seed=4), "X", "y"],
...     "Stacked Ensemble": [
...         StackedEnsembleClassifier(n_jobs=1, final_
↪estimator=DecisionTreeClassifier()),
```

(continues on next page)

(continued from previous page)

```
...         "Decision Tree.x",
...         "Decision Tree B.x",
...         "y",
...     ],
... }
...
>>> cg = ComponentGraph(component_graph)
>>> assert cg.default_parameters == {
...     'Decision Tree Classifier': {'criterion': 'gini',
...                                  'max_features': 'auto',
...                                  'max_depth': 6,
...                                  'min_samples_split': 2,
...                                  'min_weight_fraction_leaf': 0.0},
...     'Stacked Ensemble Classifier': {'final_estimator': ElasticNetClassifier,
...                                     'n_jobs': -1}}
```

Attributes

hyper-parameter_ranges	{}
model_family	ModelFamily.ENSEMBLE
modifies_features	True
modifies_target	False
name	Stacked Ensemble Classifier
supported_problem_types	[ProblemTypes.BINARY, ProblemTypes.MULTICLASS, ProblemTypes.TIME_SERIES_BINARY, ProblemTypes.TIME_SERIES_MULTICLASS,]
training_only	False

Methods

clone	Constructs a new component with the same parameters and random state.
default_parameters	Returns the default parameters for stacked ensemble classes.
describe	Describe a component and its parameters.
feature_importance	Not implemented for StackedEnsembleClassifier and StackedEnsembleRegressor.
fit	Fits estimator to data.
load	Loads component at file path.
needs_fitting	Returns boolean determining if component needs fitting before calling predict, predict_proba, transform, or feature_importances.
parameters	Returns the parameters which were used to initialize the component.
predict	Make predictions using selected features.
predict_proba	Make probability estimates for labels.
save	Saves component at file path.

clone (*self*)
Constructs a new component with the same parameters and random state.

Returns A new instance of this component with identical parameters and random state.

default_parameters (*cls*)
Returns the default parameters for stacked ensemble classes.

Returns default parameters for this component.

Return type dict

describe (*self*, *print_name=False*, *return_dict=False*)
Describe a component and its parameters.

Parameters

- **print_name** (*bool, optional*) – whether to print name of component
- **return_dict** (*bool, optional*) – whether to return description as dictionary in the format {"name": name, "parameters": parameters}

Returns Returns dictionary if return_dict is True, else None.

Return type None or dict

property feature_importance (*self*)
Not implemented for StackedEnsembleClassifier and StackedEnsembleRegressor.

fit (*self*, *X*, *y=None*)
Fits estimator to data.

Parameters

- **X** (*pd.DataFrame*) – The input training data of shape [n_samples, n_features].
- **y** (*pd.Series, optional*) – The target training data of length [n_samples].

Returns self

static load (*file_path*)
Loads component at file path.

Parameters **file_path** (*str*) – Location to load file.

Returns ComponentBase object

needs_fitting (*self*)
Returns boolean determining if component needs fitting before calling predict, predict_proba, transform, or feature_importances.

This can be overridden to False for components that do not need to be fit or whose fit methods do nothing.

Returns True.

property parameters (*self*)
Returns the parameters which were used to initialize the component.

predict (*self*, *X*)
Make predictions using selected features.

Parameters **X** (*pd.DataFrame*) – Data of shape [n_samples, n_features].

Returns Predicted values.

Return type pd.Series

Raises **MethodPropertyNotFoundError** – If estimator does not have a predict method or a component_obj that implements predict.

predict_proba (*self*, *X*)

Make probability estimates for labels.

Parameters **X** (*pd.DataFrame*) – Features.

Returns Probability estimates.

Return type pd.Series

Raises **MethodPropertyNotFoundError** – If estimator does not have a predict_proba method or a component_obj that implements predict_proba.

save (*self*, *file_path*, *pickle_protocol=cloudpickle.DEFAULT_PROTOCOL*)

Saves component at file path.

Parameters

- **file_path** (*str*) – Location to save file.
- **pickle_protocol** (*int*) – The pickle data stream format.

stacked_ensemble_regressor

Stacked Ensemble Regressor.

Module Contents

Classes Summary

StackedEnsembleRegressor	Stacked Ensemble Regressor.

Contents

class evalml.pipelines.components.ensemble.stacked_ensemble_regressor.**StackedEnsembleRegres**

Stacked Ensemble Regressor.

Parameters

- **final_estimator** (*Estimator or subclass*) – The regressor used to combine the base estimators. If None, uses ElasticNetRegressor.
- **n_jobs** (*int or None*) – Integer describing level of parallelism used for pipelines. None and 1 are equivalent. If set to -1, all CPUs are used. For n_jobs greater than -1, (n_cpus + 1 + n_jobs) are used. Defaults to -1. - Note: there could be some multi-process errors thrown for values of *n_jobs != 1*. If this is the case, please use *n_jobs = 1*.
- **random_seed** (*int*) – Seed for the random number generator. Defaults to 0.

Example

```
>>> from evalml.pipelines.component_graph import ComponentGraph
>>> from evalml.pipelines.components.estimators.regressors.rf_regressor import␣
↪RandomForestRegressor
>>> from evalml.pipelines.components.estimators.regressors.elasticnet_regressor␣
↪import ElasticNetRegressor
...
>>> component_graph = {
...     "Random Forest": [RandomForestRegressor(random_seed=3), "X", "y"],
...     "Random Forest B": [RandomForestRegressor(random_seed=4), "X", "y"],
...     "Stacked Ensemble": [
...         StackedEnsembleRegressor(n_jobs=1, final_
↪estimator=RandomForestRegressor()),
...         "Random Forest.x",
...         "Random Forest B.x",
...         "y",
...     ],
... }
...
>>> cg = ComponentGraph(component_graph)
>>> assert cg.default_parameters == {
...     'Random Forest Regressor': {'n_estimators': 100,
...                                 'max_depth': 6,
...                                 'n_jobs': -1},
...     'Stacked Ensemble Regressor': {'final_estimator': ElasticNetRegressor,
...                                    'n_jobs': -1}}
```

Attributes

hyper-parameter_ranges	{}
model_family	ModelFamily.ENSEMBLE
modifies_features	True
modifies_target	False
name	Stacked Ensemble Regressor
supported_problem_types	[ProblemTypes.REGRESSION, ProblemTypes.TIME_SERIES_REGRESSION,]
training_only	False

Methods

clone	Constructs a new component with the same parameters and random state.
default_parameters	Returns the default parameters for stacked ensemble classes.
describe	Describe a component and its parameters.
feature_importance	Not implemented for StackedEnsembleClassifier and StackedEnsembleRegressor.
fit	Fits estimator to data.

continues on next page

Table 311 – continued from previous page

load	Loads component at file path.
needs_fitting	Returns boolean determining if component needs fitting before calling predict, predict_proba, transform, or feature_importances.
parameters	Returns the parameters which were used to initialize the component.
predict	Make predictions using selected features.
predict_proba	Make probability estimates for labels.
save	Saves component at file path.

clone (*self*)

Constructs a new component with the same parameters and random state.

Returns A new instance of this component with identical parameters and random state.

default_parameters (*cls*)

Returns the default parameters for stacked ensemble classes.

Returns default parameters for this component.

Return type dict

describe (*self*, *print_name=False*, *return_dict=False*)

Describe a component and its parameters.

Parameters

- **print_name** (*bool, optional*) – whether to print name of component
- **return_dict** (*bool, optional*) – whether to return description as dictionary in the format {"name": name, "parameters": parameters}

Returns Returns dictionary if return_dict is True, else None.

Return type None or dict

property feature_importance (*self*)

Not implemented for StackedEnsembleClassifier and StackedEnsembleRegressor.

fit (*self*, *X*, *y=None*)

Fits estimator to data.

Parameters

- **X** (*pd.DataFrame*) – The input training data of shape [n_samples, n_features].
- **y** (*pd.Series, optional*) – The target training data of length [n_samples].

Returns self

static load (*file_path*)

Loads component at file path.

Parameters **file_path** (*str*) – Location to load file.

Returns ComponentBase object

needs_fitting (*self*)

Returns boolean determining if component needs fitting before calling predict, predict_proba, transform, or feature_importances.

This can be overridden to False for components that do not need to be fit or whose fit methods do nothing.

Returns True.

property parameters (*self*)
Returns the parameters which were used to initialize the component.

predict (*self*, *X*)
Make predictions using selected features.

Parameters **X** (*pd.DataFrame*) – Data of shape [n_samples, n_features].

Returns Predicted values.

Return type pd.Series

Raises **MethodPropertyNotFoundError** – If estimator does not have a predict method or a component_obj that implements predict.

predict_proba (*self*, *X*)
Make probability estimates for labels.

Parameters **X** (*pd.DataFrame*) – Features.

Returns Probability estimates.

Return type pd.Series

Raises **MethodPropertyNotFoundError** – If estimator does not have a predict_proba method or a component_obj that implements predict_proba.

save (*self*, *file_path*, *pickle_protocol=cloudpickle.DEFAULT_PROTOCOL*)
Saves component at file path.

Parameters

- **file_path** (*str*) – Location to save file.
- **pickle_protocol** (*int*) – The pickle data stream format.

Package Contents

Classes Summary

StackedEnsembleBase	Stacked Ensemble Base Class.
StackedEnsembleClassifier	Stacked Ensemble Classifier.
StackedEnsembleRegressor	Stacked Ensemble Regressor.

Contents

class evalml.pipelines.components.ensemble.**StackedEnsembleBase** (*final_estimator=None*, *n_jobs=- 1*, *random_seed=0*, ***kwargs*)

Stacked Ensemble Base Class.

Parameters

- **final_estimator** (*Estimator or subclass*) – The estimator used to combine the base estimators.
- **n_jobs** (*int or None*) – Integer describing level of parallelism used for pipelines. None and 1 are equivalent. If set to -1, all CPUs are used. For n_jobs greater than -1,

(n_cpus + 1 + n_jobs) are used. Defaults to -1. - Note: there could be some multi-process errors thrown for values of *n_jobs != 1*. If this is the case, please use *n_jobs = 1*.

- **random_seed** (*int*) – Seed for the random number generator. Defaults to 0.

Attributes

model_family	ModelFamily.ENSEMBLE
modifies_features	True
modifies_target	False
training_only	False

Methods

clone	Constructs a new component with the same parameters and random state.
default_parameters	Returns the default parameters for stacked ensemble classes.
describe	Describe a component and its parameters.
feature_importance	Not implemented for StackedEnsembleClassifier and StackedEnsembleRegressor.
fit	Fits estimator to data.
load	Loads component at file path.
name	Returns string name of this component.
needs_fitting	Returns boolean determining if component needs fitting before calling predict, predict_proba, transform, or feature_importances.
parameters	Returns the parameters which were used to initialize the component.
predict	Make predictions using selected features.
predict_proba	Make probability estimates for labels.
save	Saves component at file path.
supported_problem_types	Problem types this estimator supports.

clone (*self*)

Constructs a new component with the same parameters and random state.

Returns A new instance of this component with identical parameters and random state.

default_parameters (*cls*)

Returns the default parameters for stacked ensemble classes.

Returns default parameters for this component.

Return type dict

describe (*self*, *print_name=False*, *return_dict=False*)

Describe a component and its parameters.

Parameters

- **print_name** (*bool, optional*) – whether to print name of component

- **return_dict** (*bool, optional*) – whether to return description as dictionary in the format {"name": name, "parameters": parameters}

Returns Returns dictionary if return_dict is True, else None.

Return type None or dict

property feature_importance(*self*)
Not implemented for StackedEnsembleClassifier and StackedEnsembleRegressor.

fit(*self, X, y=None*)
Fits estimator to data.

Parameters

- **X** (*pd.DataFrame*) – The input training data of shape [n_samples, n_features].
- **y** (*pd.Series, optional*) – The target training data of length [n_samples].

Returns self

static load(*file_path*)
Loads component at file path.

Parameters **file_path** (*str*) – Location to load file.

Returns ComponentBase object

property name(*cls*)
Returns string name of this component.

needs_fitting(*self*)
Returns boolean determining if component needs fitting before calling predict, predict_proba, transform, or feature_importances.

This can be overridden to False for components that do not need to be fit or whose fit methods do nothing.

Returns True.

property parameters(*self*)
Returns the parameters which were used to initialize the component.

predict(*self, X*)
Make predictions using selected features.

Parameters **X** (*pd.DataFrame*) – Data of shape [n_samples, n_features].

Returns Predicted values.

Return type pd.Series

Raises **MethodPropertyNotFoundError** – If estimator does not have a predict method or a component_obj that implements predict.

predict_proba(*self, X*)
Make probability estimates for labels.

Parameters **X** (*pd.DataFrame*) – Features.

Returns Probability estimates.

Return type pd.Series

Raises **MethodPropertyNotFoundError** – If estimator does not have a predict_proba method or a component_obj that implements predict_proba.

save (*self, file_path, pickle_protocol=cloudpickle.DEFAULT_PROTOCOL*)
Saves component at file path.

Parameters

- **file_path** (*str*) – Location to save file.
- **pickle_protocol** (*int*) – The pickle data stream format.

property supported_problem_types (*cls*)
Problem types this estimator supports.

class evalml.pipelines.components.ensemble.**StackedEnsembleClassifier** (*final_estimator=None, n_jobs=-1, random_seed=0, **kwargs*)

Stacked Ensemble Classifier.

Parameters

- **final_estimator** (*Estimator or subclass*) – The classifier used to combine the base estimators. If None, uses ElasticNetClassifier.
- **n_jobs** (*int or None*) – Integer describing level of parallelism used for pipelines. None and 1 are equivalent. If set to -1, all CPUs are used. For n_jobs below -1, (n_cpus + 1 + n_jobs) are used. Defaults to -1. - Note: there could be some multi-process errors thrown for values of *n_jobs != 1*. If this is the case, please use *n_jobs = 1*.
- **random_seed** (*int*) – Seed for the random number generator. Defaults to 0.

Example

```
>>> from evalml.pipelines.component_graph import ComponentGraph
>>> from evalml.pipelines.components.estimators.classifiers.decision_tree_
↪classifier import DecisionTreeClassifier
>>> from evalml.pipelines.components.estimators.classifiers.elasticnet_classifier␣
↪import ElasticNetClassifier
...
>>> component_graph = {
...     "Decision Tree": [DecisionTreeClassifier(random_seed=3), "X", "y"],
...     "Decision Tree B": [DecisionTreeClassifier(random_seed=4), "X", "y"],
...     "Stacked Ensemble": [
...         StackedEnsembleClassifier(n_jobs=1, final_
↪estimator=DecisionTreeClassifier()),
...         "Decision Tree.x",
...         "Decision Tree B.x",
...         "y",
...     ],
... }
...
>>> cg = ComponentGraph(component_graph)
>>> assert cg.default_parameters == {
...     'Decision Tree Classifier': {'criterion': 'gini',
...                                  'max_features': 'auto',
...                                  'max_depth': 6,
...                                  'min_samples_split': 2,
...                                  'min_weight_fraction_leaf': 0.0},
```

(continues on next page)

(continued from previous page)

```
...     'Stacked Ensemble Classifier': {'final_estimator': ElasticNetClassifier,
...                                     'n_jobs': -1}}
```

Attributes

hyper-parameter_ranges	{}
model_family	ModelFamily.ENSEMBLE
modifies_features	True
modifies_target	False
name	Stacked Ensemble Classifier
supported_problem_types	[ProblemTypes.BINARY, ProblemTypes.MULTICLASS, ProblemTypes.TIME_SERIES_BINARY, ProblemTypes.TIME_SERIES_MULTICLASS,]
training_only	False

Methods

clone	Constructs a new component with the same parameters and random state.
default_parameters	Returns the default parameters for stacked ensemble classes.
describe	Describe a component and its parameters.
feature_importance	Not implemented for StackedEnsembleClassifier and StackedEnsembleRegressor.
fit	Fits estimator to data.
load	Loads component at file path.
needs_fitting	Returns boolean determining if component needs fitting before calling predict, predict_proba, transform, or feature_importances.
parameters	Returns the parameters which were used to initialize the component.
predict	Make predictions using selected features.
predict_proba	Make probability estimates for labels.
save	Saves component at file path.

clone(*self*)

Constructs a new component with the same parameters and random state.

Returns A new instance of this component with identical parameters and random state.

default_parameters(*cls*)

Returns the default parameters for stacked ensemble classes.

Returns default parameters for this component.

Return type dict

describe(*self*, *print_name=False*, *return_dict=False*)

Describe a component and its parameters.

Parameters

- **print_name** (*bool, optional*) – whether to print name of component
- **return_dict** (*bool, optional*) – whether to return description as dictionary in the format {"name": name, "parameters": parameters}

Returns Returns dictionary if return_dict is True, else None.

Return type None or dict

property feature_importance(*self*)

Not implemented for StackedEnsembleClassifier and StackedEnsembleRegressor.

fit(*self*, *X*, *y=None*)

Fits estimator to data.

Parameters

- **X** (*pd.DataFrame*) – The input training data of shape [n_samples, n_features].
- **y** (*pd.Series, optional*) – The target training data of length [n_samples].

Returns self

static load(*file_path*)

Loads component at file path.

Parameters **file_path** (*str*) – Location to load file.

Returns ComponentBase object

needs_fitting(*self*)

Returns boolean determining if component needs fitting before calling predict, predict_proba, transform, or feature_importances.

This can be overridden to False for components that do not need to be fit or whose fit methods do nothing.

Returns True.

property parameters(*self*)

Returns the parameters which were used to initialize the component.

predict(*self*, *X*)

Make predictions using selected features.

Parameters **X** (*pd.DataFrame*) – Data of shape [n_samples, n_features].

Returns Predicted values.

Return type pd.Series

Raises **MethodPropertyNotFoundError** – If estimator does not have a predict method or a component_obj that implements predict.

predict_proba(*self*, *X*)

Make probability estimates for labels.

Parameters **X** (*pd.DataFrame*) – Features.

Returns Probability estimates.

Return type pd.Series

Raises **MethodPropertyNotFoundError** – If estimator does not have a predict_proba method or a component_obj that implements predict_proba.

save (*self, file_path, pickle_protocol=cloudpickle.DEFAULT_PROTOCOL*)
Saves component at file path.

Parameters

- **file_path** (*str*) – Location to save file.
- **pickle_protocol** (*int*) – The pickle data stream format.

class evalml.pipelines.components.ensemble.**StackedEnsembleRegressor** (*final_estimator=None, n_jobs=-1, random_seed=0, **kwargs*)

Stacked Ensemble Regressor.

Parameters

- **final_estimator** (*Estimator or subclass*) – The regressor used to combine the base estimators. If None, uses ElasticNetRegressor.
- **n_jobs** (*int or None*) – Integer describing level of parallelism used for pipelines. None and 1 are equivalent. If set to -1, all CPUs are used. For n_jobs greater than -1, (n_cpus + 1 + n_jobs) are used. Defaults to -1. - Note: there could be some multi-process errors thrown for values of *n_jobs != 1*. If this is the case, please use *n_jobs = 1*.
- **random_seed** (*int*) – Seed for the random number generator. Defaults to 0.

Example

```
>>> from evalml.pipelines.component_graph import ComponentGraph
>>> from evalml.pipelines.components.estimators.regressors.rf_regressor import␣
↪RandomForestRegressor
>>> from evalml.pipelines.components.estimators.regressors.elasticnet_regressor␣
↪import ElasticNetRegressor
...
>>> component_graph = {
...     "Random Forest": [RandomForestRegressor(random_seed=3), "X", "y"],
...     "Random Forest B": [RandomForestRegressor(random_seed=4), "X", "y"],
...     "Stacked Ensemble": [
...         StackedEnsembleRegressor(n_jobs=1, final_
↪estimator=RandomForestRegressor()),
...         "Random Forest.x",
...         "Random Forest B.x",
...         "y",
...     ],
... }
...
>>> cg = ComponentGraph(component_graph)
>>> assert cg.default_parameters == {
...     'Random Forest Regressor': {'n_estimators': 100,
...                                 'max_depth': 6,
...                                 'n_jobs': -1},
...     'Stacked Ensemble Regressor': {'final_estimator': ElasticNetRegressor,
...                                    'n_jobs': -1}}
```

Attributes

hyper-parameter_ranges	{}
model_family	ModelFamily.ENSEMBLE
modifies_features	True
modifies_target	False
name	Stacked Ensemble Regressor
supported_problem_types	[ProblemTypes.REGRESSION, ProblemTypes.TIME_SERIES_REGRESSION,]
training_only	False

Methods

clone	Constructs a new component with the same parameters and random state.
default_parameters	Returns the default parameters for stacked ensemble classes.
describe	Describe a component and its parameters.
feature_importance	Not implemented for StackedEnsembleClassifier and StackedEnsembleRegressor.
fit	Fits estimator to data.
load	Loads component at file path.
needs_fitting	Returns boolean determining if component needs fitting before calling predict, predict_proba, transform, or feature_importances.
parameters	Returns the parameters which were used to initialize the component.
predict	Make predictions using selected features.
predict_proba	Make probability estimates for labels.
save	Saves component at file path.

clone(*self*)

Constructs a new component with the same parameters and random state.

Returns A new instance of this component with identical parameters and random state.

default_parameters(*cls*)

Returns the default parameters for stacked ensemble classes.

Returns default parameters for this component.

Return type dict

describe(*self*, *print_name=False*, *return_dict=False*)

Describe a component and its parameters.

Parameters

- **print_name** (*bool, optional*) – whether to print name of component
- **return_dict** (*bool, optional*) – whether to return description as dictionary in the format {"name": name, "parameters": parameters}

Returns Returns dictionary if return_dict is True, else None.

Return type None or dict

property feature_importance(*self*)

Not implemented for StackedEnsembleClassifier and StackedEnsembleRegressor.

fit(*self*, *X*, *y=None*)

Fits estimator to data.

Parameters

- **X** (*pd.DataFrame*) – The input training data of shape [n_samples, n_features].
- **y** (*pd.Series, optional*) – The target training data of length [n_samples].

Returns self

static load(*file_path*)

Loads component at file path.

Parameters **file_path** (*str*) – Location to load file.

Returns ComponentBase object

needs_fitting(*self*)

Returns boolean determining if component needs fitting before calling predict, predict_proba, transform, or feature_importances.

This can be overridden to False for components that do not need to be fit or whose fit methods do nothing.

Returns True.

property parameters(*self*)

Returns the parameters which were used to initialize the component.

predict(*self*, *X*)

Make predictions using selected features.

Parameters **X** (*pd.DataFrame*) – Data of shape [n_samples, n_features].

Returns Predicted values.

Return type pd.Series

Raises **MethodPropertyNotFoundError** – If estimator does not have a predict method or a component_obj that implements predict.

predict_proba(*self*, *X*)

Make probability estimates for labels.

Parameters **X** (*pd.DataFrame*) – Features.

Returns Probability estimates.

Return type pd.Series

Raises **MethodPropertyNotFoundError** – If estimator does not have a predict_proba method or a component_obj that implements predict_proba.

save(*self*, *file_path*, *pickle_protocol=cloudpickle.DEFAULT_PROTOCOL*)

Saves component at file path.

Parameters

- **file_path** (*str*) – Location to save file.
- **pickle_protocol** (*int*) – The pickle data stream format.

estimators

EvalML estimator components.

Subpackages

classifiers

Classification model components.

Submodules

baseline_classifier

Baseline classifier.

Module Contents

Classes Summary

BaselineClassifier	Classifier that predicts using the specified strategy.

Contents

class evalml.pipelines.components.estimators.classifiers.baseline_classifier.**BaselineClass**

Classifier that predicts using the specified strategy.

This is useful as a simple baseline classifier to compare with other classifiers.

Parameters

- **strategy** (*str*) – Method used to predict. Valid options are "mode", "random" and "random_weighted". Defaults to "mode".
- **random_seed** (*int*) – Seed for the random number generator. Defaults to 0.

Attributes

hyper-parameter_ranges	{}
model_family	ModelFamily.BASELINE
modifies_features	True
modifies_target	False
name	Baseline Classifier
supported_problem_types	[ProblemTypes.BINARY, ProblemTypes.MULTICLASS]
training_only	False

Methods

`classes_`	Returns class labels. Will return None before fitting.
`clone`	Constructs a new component with the same parameters and random state.
`default_parameters`	Returns the default parameters for this component.
`describe`	Describe a component and its parameters.
`feature_importance`	Returns importance associated with each feature. Since baseline classifiers do not use input features to calculate predictions, returns an array of zeroes.
`fit`	Fits baseline classifier component to data.
`load`	Loads component at file path.
`needs_fitting`	Returns boolean determining if component needs fitting before calling predict, predict_proba, transform, or feature_importances.
`parameters`	Returns the parameters which were used to initialize the component.
`predict`	Make predictions using the baseline classification strategy.
`predict_proba`	Make prediction probabilities using the baseline classification strategy.
`save`	Saves component at file path.

property classes_(*self*)

Returns class labels. Will return None before fitting.

Returns Class names

Return type list[str] or list(float)

clone(*self*)

Constructs a new component with the same parameters and random state.

Returns A new instance of this component with identical parameters and random state.

default_parameters(*cls*)

Returns the default parameters for this component.

Our convention is that Component.default_parameters == Component().parameters.

Returns Default parameters for this component.

Return type dict

describe (*self*, *print_name=False*, *return_dict=False*)

Describe a component and its parameters.

Parameters

- **print_name** (*bool, optional*) – whether to print name of component
- **return_dict** (*bool, optional*) – whether to return description as dictionary in the format {"name": name, "parameters": parameters}

Returns Returns dictionary if return_dict is True, else None.

Return type None or dict

property feature_importance (*self*)

Returns importance associated with each feature. Since baseline classifiers do not use input features to calculate predictions, returns an array of zeroes.

Returns An array of zeroes

Return type np.ndarray (float)

fit (*self*, *X*, *y=None*)

Fits baseline classifier component to data.

Parameters

- **X** (*pd.DataFrame*) – The input training data of shape [n_samples, n_features].
- **y** (*pd.Series*) – The target training data of length [n_samples].

Returns self

Raises **ValueError** – If y is None.

static load (*file_path*)

Loads component at file path.

Parameters **file_path** (*str*) – Location to load file.

Returns ComponentBase object

needs_fitting (*self*)

Returns boolean determining if component needs fitting before calling predict, predict_proba, transform, or feature_importances.

This can be overridden to False for components that do not need to be fit or whose fit methods do nothing.

Returns True.

property parameters (*self*)

Returns the parameters which were used to initialize the component.

predict (*self*, *X*)

Make predictions using the baseline classification strategy.

Parameters **X** (*pd.DataFrame*) – Data of shape [n_samples, n_features].

Returns Predicted values.

Return type pd.Series

predict_proba (*self*, *X*)

Make prediction probabilities using the baseline classification strategy.

Parameters **X** (*pd.DataFrame*) – Data of shape [n_samples, n_features].

Returns Predicted probability values.

Return type pd.DataFrame

save (*self*, *file_path*, *pickle_protocol=cloudpickle.DEFAULT_PROTOCOL*)
Saves component at file path.

Parameters

- **file_path** (*str*) – Location to save file.
- **pickle_protocol** (*int*) – The pickle data stream format.

catboost_classifier

CatBoost Classifier, a classifier that uses gradient-boosting on decision trees. CatBoost is an open-source library and natively supports categorical features.

Module Contents

Classes Summary

CatBoostClassifier	CatBoost Classifier, a classifier that uses gradient-boosting on decision trees. CatBoost is an open-source library and natively supports categorical features.

Contents

class evalml.pipelines.components.estimators.classifiers.catboost_classifier.**CatBoostClass**

CatBoost Classifier, a classifier that uses gradient-boosting on decision trees. CatBoost is an open-source library and natively supports categorical features.

For more information, check out https://catboost.ai/

Parameters

- **n_estimators** (*float*) – The maximum number of trees to build. Defaults to 10.
- **eta** (*float*) – The learning rate. Defaults to 0.03.
- **max_depth** (*int*) – The maximum tree depth for base learners. Defaults to 6.

- **bootstrap_type** (*string*) – Defines the method for sampling the weights of objects. Available methods are 'Bayesian', 'Bernoulli', 'MVS'. Defaults to None.
- **silent** (*boolean*) – Whether to use the "silent" logging mode. Defaults to True.
- **allow_writing_files** (*boolean*) – Whether to allow writing snapshot files while training. Defaults to False.
- **n_jobs** (*int or None*) – Number of jobs to run in parallel. -1 uses all processes. Defaults to -1.
- **random_seed** (*int*) – Seed for the random number generator. Defaults to 0.

Attributes

hyper-parameter_ranges	{ "n_estimators": Integer(4, 100), "eta": Real(0.000001, 1), "max_depth": Integer(4, 10),}
model_family	ModelFamily.CATBOOST
modifies_features	True
modifies_target	False
name	CatBoost Classifier
supported_problem_types	[ProblemTypes.BINARY, ProblemTypes.MULTICLASS, ProblemTypes.TIME_SERIES_BINARY, ProblemTypes.TIME_SERIES_MULTICLASS,]
training_only	False

Methods

clone	Constructs a new component with the same parameters and random state.
default_parameters	Returns the default parameters for this component.
describe	Describe a component and its parameters.
feature_importance	Feature importance of fitted CatBoost classifier.
fit	Fits CatBoost classifier component to data.
load	Loads component at file path.
needs_fitting	Returns boolean determining if component needs fitting before calling predict, predict_proba, transform, or feature_importances.
parameters	Returns the parameters which were used to initialize the component.
predict	Make predictions using the fitted CatBoost classifier.
predict_proba	Make probability estimates for labels.
save	Saves component at file path.

clone(*self*)

Constructs a new component with the same parameters and random state.

Returns A new instance of this component with identical parameters and random state.

default_parameters(*cls*)

Returns the default parameters for this component.

Our convention is that Component.default_parameters == Component().parameters.

Returns Default parameters for this component.

Return type dict

describe (*self*, *print_name=False*, *return_dict=False*)

Describe a component and its parameters.

Parameters

- **print_name** (*bool, optional*) – whether to print name of component
- **return_dict** (*bool, optional*) – whether to return description as dictionary in the format {"name": name, "parameters": parameters}

Returns Returns dictionary if return_dict is True, else None.

Return type None or dict

property feature_importance (*self*)

Feature importance of fitted CatBoost classifier.

fit (*self*, *X*, *y=None*)

Fits CatBoost classifier component to data.

Parameters

- **X** (*pd.DataFrame*) – The input training data of shape [n_samples, n_features].
- **y** (*pd.Series*) – The target training data of length [n_samples].

Returns self

static load (*file_path*)

Loads component at file path.

Parameters **file_path** (*str*) – Location to load file.

Returns ComponentBase object

needs_fitting (*self*)

Returns boolean determining if component needs fitting before calling predict, predict_proba, transform, or feature_importances.

This can be overridden to False for components that do not need to be fit or whose fit methods do nothing.

Returns True.

property parameters (*self*)

Returns the parameters which were used to initialize the component.

predict (*self*, *X*)

Make predictions using the fitted CatBoost classifier.

Parameters **X** (*pd.DataFrame*) – Data of shape [n_samples, n_features].

Returns Predicted values.

Return type pd.DataFrame

predict_proba (*self*, *X*)

Make probability estimates for labels.

Parameters **X** (*pd.DataFrame*) – Features.

Returns Probability estimates.

Return type pd.Series

Raises **MethodPropertyNotFoundError** – If estimator does not have a predict_proba method or a component_obj that implements predict_proba.

save (*self*, *file_path*, *pickle_protocol=cloudpickle.DEFAULT_PROTOCOL*)

Saves component at file path.

Parameters

- **file_path** (*str*) – Location to save file.
- **pickle_protocol** (*int*) – The pickle data stream format.

decision_tree_classifier

Decision Tree Classifier.

Module Contents

Classes Summary

DecisionTreeClassifier	Decision Tree Classifier.

Contents

class evalml.pipelines.components.estimators.classifiers.decision_tree_classifier.**DecisionT**

Decision Tree Classifier.

Parameters

- **criterion** (*{"gini", "entropy"}*) – The function to measure the quality of a split. Supported criteria are "gini" for the Gini impurity and "entropy" for the information gain. Defaults to "gini".
- **max_features** (*int, float or {"auto", "sqrt", "log2"}*) – The number of features to consider when looking for the best split:
  - If int, then consider max_features features at each split.
  - If float, then max_features is a fraction and int(max_features * n_features) features are considered at each split.
  - If "auto", then max_features=sqrt(n_features).
  - If "sqrt", then max_features=sqrt(n_features).
  - If "log2", then max_features=log2(n_features).
  - If None, then max_features = n_features.

The search for a split does not stop until at least one valid partition of the node samples is found, even if it requires to effectively inspect more than max_features features. Defaults to "auto".

- **max_depth** (*int*) – The maximum depth of the tree. Defaults to 6.
- **min_samples_split** (*int or float*) – The minimum number of samples required to split an internal node:
  - If int, then consider min_samples_split as the minimum number.
  - If float, then min_samples_split is a fraction and ceil(min_samples_split * n_samples) are the minimum number of samples for each split.

  Defaults to 2.
- **min_weight_fraction_leaf** (*float*) – The minimum weighted fraction of the sum total of weights (of all the input samples) required to be at a leaf node. Defaults to 0.0.
- **random_seed** (*int*) – Seed for the random number generator. Defaults to 0.

Attributes

hyper-parameter_ranges	{ "criterion": ["gini", "entropy"], "max_features": ["auto", "sqrt", "log2"], "max_depth": Integer(4, 10),}
model_family	ModelFamily.DECISION_TREE
modifies_features	True
modifies_target	False
name	Decision Tree Classifier
supported_problem_types	[ProblemTypes.BINARY, ProblemTypes.MULTICLASS, ProblemTypes.TIME_SERIES_BINARY, ProblemTypes.TIME_SERIES_MULTICLASS,]
training_only	False

Methods

clone	Constructs a new component with the same parameters and random state.
default_parameters	Returns the default parameters for this component.
describe	Describe a component and its parameters.
feature_importance	Returns importance associated with each feature.
fit	Fits estimator to data.
load	Loads component at file path.
needs_fitting	Returns boolean determining if component needs fitting before calling predict, predict_proba, transform, or feature_importances.
parameters	Returns the parameters which were used to initialize the component.
predict	Make predictions using selected features.
predict_proba	Make probability estimates for labels.
save	Saves component at file path.

clone(*self*)

Constructs a new component with the same parameters and random state.

Returns A new instance of this component with identical parameters and random state.

default_parameters(*cls*)

Returns the default parameters for this component.

Our convention is that Component.default_parameters == Component().parameters.

Returns Default parameters for this component.

Return type dict

describe(*self*, *print_name=False*, *return_dict=False*)

Describe a component and its parameters.

Parameters

- **print_name** (*bool, optional*) – whether to print name of component
- **return_dict** (*bool, optional*) – whether to return description as dictionary in the format {"name": name, "parameters": parameters}

Returns Returns dictionary if return_dict is True, else None.

Return type None or dict

property feature_importance(*self*)

Returns importance associated with each feature.

Returns Importance associated with each feature.

Return type np.ndarray

Raises **MethodPropertyNotFoundError** – If estimator does not have a feature_importance method or a component_obj that implements feature_importance.

fit(*self*, *X*, *y=None*)

Fits estimator to data.

Parameters

- **X** (*pd.DataFrame*) – The input training data of shape [n_samples, n_features].
- **y** (*pd.Series, optional*) – The target training data of length [n_samples].

Returns self

static load(*file_path*)

Loads component at file path.

Parameters **file_path** (*str*) – Location to load file.

Returns ComponentBase object

needs_fitting(*self*)

Returns boolean determining if component needs fitting before calling predict, predict_proba, transform, or feature_importances.

This can be overridden to False for components that do not need to be fit or whose fit methods do nothing.

Returns True.

property parameters(*self*)

Returns the parameters which were used to initialize the component.

predict(*self*, *X*)

Make predictions using selected features.

Parameters **X** (*pd.DataFrame*) – Data of shape [n_samples, n_features].

Returns Predicted values.

Return type pd.Series

Raises **MethodPropertyNotFoundError** – If estimator does not have a predict method or a component_obj that implements predict.

predict_proba (*self*, *X*)
Make probability estimates for labels.

Parameters **X** (*pd.DataFrame*) – Features.

Returns Probability estimates.

Return type pd.Series

Raises **MethodPropertyNotFoundError** – If estimator does not have a predict_proba method or a component_obj that implements predict_proba.

save (*self*, *file_path*, *pickle_protocol=cloudpickle.DEFAULT_PROTOCOL*)
Saves component at file path.

Parameters

- **file_path** (*str*) – Location to save file.
- **pickle_protocol** (*int*) – The pickle data stream format.

elasticnet_classifier

Elastic Net Classifier. Uses Logistic Regression with elasticnet penalty as the base estimator.

Module Contents

Classes Summary

ElasticNetClassifier	Elastic Net Classifier. Uses Logistic Regression with elasticnet penalty as the base estimator.

Contents

class evalml.pipelines.components.estimators.classifiers.elasticnet_classifier.**ElasticNetC**

Elastic Net Classifier. Uses Logistic Regression with elasticnet penalty as the base estimator.

Parameters

- **penalty** (*{"l1", "l2", "elasticnet", "none"}*) – The norm used in penalization. Defaults to "elasticnet".
- **C** (*float*) – Inverse of regularization strength. Must be a positive float. Defaults to 1.0.
- **l1_ratio** (*float*) – The mixing parameter, with 0 <= l1_ratio <= 1. Only used if penalty='elasticnet'. Setting l1_ratio=0 is equivalent to using penalty='l2', while setting l1_ratio=1 is equivalent to using penalty='l1'. For 0 < l1_ratio <1, the penalty is a combination of L1 and L2. Defaults to 0.15.
- **multi_class** (*{"auto", "ovr", "multinomial"}*) – If the option chosen is "ovr", then a binary problem is fit for each label. For "multinomial" the loss minimised is the multinomial loss fit across the entire probability distribution, even when the data is binary. "multinomial" is unavailable when solver="liblinear". "auto" selects "ovr" if the data is binary, or if solver="liblinear", and otherwise selects "multinomial". Defaults to "auto".
- **solver** (*{"newton-cg", "lbfgs", "liblinear", "sag", "saga"}*) – Algorithm to use in the optimization problem. For small datasets, "liblinear" is a good choice, whereas "sag" and "saga" are faster for large ones. For multiclass problems, only "newton-cg", "sag", "saga" and "lbfgs" handle multinomial loss; "liblinear" is limited to one-versus-rest schemes.
  - "newton-cg", "lbfgs", "sag" and "saga" handle L2 or no penalty
  - "liblinear" and "saga" also handle L1 penalty
  - "saga" also supports "elasticnet" penalty
  - "liblinear" does not support setting penalty='none'

  Defaults to "saga".
- **n_jobs** (*int*) – Number of parallel threads used to run xgboost. Note that creating thread contention will significantly slow down the algorithm. Defaults to -1.
- **random_seed** (*int*) – Seed for the random number generator. Defaults to 0.

Attributes

hyper-parameter_ranges	{ "C": Real(0.01, 10), "l1_ratio": Real(0, 1)}
model_family	ModelFamily.LINEAR_MODEL
modifies_features	True
modifies_target	False
name	Elastic Net Classifier
supported_problem_types	[ProblemTypes.BINARY, ProblemTypes.MULTICLASS, ProblemTypes.TIME_SERIES_BINARY, ProblemTypes.TIME_SERIES_MULTICLASS,]
training_only	False

Methods

clone	Constructs a new component with the same parameters and random state.
default_parameters	Returns the default parameters for this component.
describe	Describe a component and its parameters.
feature_importance	Feature importance for fitted ElasticNet classifier.
fit	Fits ElasticNet classifier component to data.
load	Loads component at file path.
needs_fitting	Returns boolean determining if component needs fitting before calling predict, predict_proba, transform, or feature_importances.
parameters	Returns the parameters which were used to initialize the component.
predict	Make predictions using selected features.
predict_proba	Make probability estimates for labels.
save	Saves component at file path.

clone (*self*)

Constructs a new component with the same parameters and random state.

Returns A new instance of this component with identical parameters and random state.

default_parameters (*cls*)

Returns the default parameters for this component.

Our convention is that Component.default_parameters == Component().parameters.

Returns Default parameters for this component.

Return type dict

describe (*self*, *print_name=False*, *return_dict=False*)

Describe a component and its parameters.

Parameters

- **print_name** (*bool, optional*) – whether to print name of component
- **return_dict** (*bool, optional*) – whether to return description as dictionary in the format {"name": name, "parameters": parameters}

Returns Returns dictionary if return_dict is True, else None.

Return type None or dict

property feature_importance (*self*)

Feature importance for fitted ElasticNet classifier.

fit (*self*, *X*, *y*)

Fits ElasticNet classifier component to data.

Parameters

- **X** (*pd.DataFrame*) – The input training data of shape [n_samples, n_features].
- **y** (*pd.Series*) – The target training data of length [n_samples].

Returns self

static load (*file_path*)

Loads component at file path.

Parameters **file_path** (*str*) – Location to load file.

Returns ComponentBase object

needs_fitting(*self*)

Returns boolean determining if component needs fitting before calling predict, predict_proba, transform, or feature_importances.

This can be overridden to False for components that do not need to be fit or whose fit methods do nothing.

Returns True.

property parameters(*self*)

Returns the parameters which were used to initialize the component.

predict(*self*, *X*)

Make predictions using selected features.

Parameters **X** (*pd.DataFrame*) – Data of shape [n_samples, n_features].

Returns Predicted values.

Return type pd.Series

Raises **MethodPropertyNotFoundError** – If estimator does not have a predict method or a component_obj that implements predict.

predict_proba(*self*, *X*)

Make probability estimates for labels.

Parameters **X** (*pd.DataFrame*) – Features.

Returns Probability estimates.

Return type pd.Series

Raises **MethodPropertyNotFoundError** – If estimator does not have a predict_proba method or a component_obj that implements predict_proba.

save(*self*, *file_path*, *pickle_protocol=cloudpickle.DEFAULT_PROTOCOL*)

Saves component at file path.

Parameters

- **file_path** (*str*) – Location to save file.
- **pickle_protocol** (*int*) – The pickle data stream format.

et_classifier

Extra Trees Classifier.

Module Contents

Classes Summary

ExtraTreesClassifier	Extra Trees Classifier.

Contents

class evalml.pipelines.components.estimators.classifiers.et_classifier.**ExtraTreesClassifier**

Extra Trees Classifier.

Parameters

- **n_estimators** (*float*) – The number of trees in the forest. Defaults to 100.
- **max_features** (*int, float or {"auto", "sqrt", "log2"}*) – The number of features to consider when looking for the best split:
  - If int, then consider max_features features at each split.
  - If float, then max_features is a fraction and int(max_features * n_features) features are considered at each split.
  - If "auto", then max_features=sqrt(n_features).
  - If "sqrt", then max_features=sqrt(n_features).
  - If "log2", then max_features=log2(n_features).
  - If None, then max_features = n_features.

  The search for a split does not stop until at least one valid partition of the node samples is found, even if it requires to effectively inspect more than max_features features. Defaults to "auto".
- **max_depth** (*int*) – The maximum depth of the tree. Defaults to 6.
- **min_samples_split** (*int or float*) – The minimum number of samples required to split an internal node:
  - If int, then consider min_samples_split as the minimum number.
  - If float, then min_samples_split is a fraction and ceil(min_samples_split * n_samples) are the minimum number of samples for each split.
- **to 2.** (*Defaults*) –
- **min_weight_fraction_leaf** (*float*) – The minimum weighted fraction of the sum total of weights (of all the input samples) required to be at a leaf node. Defaults to 0.0.
- **n_jobs** (*int or None*) – Number of jobs to run in parallel. -1 uses all processes. Defaults to -1.
- **random_seed** (*int*) – Seed for the random number generator. Defaults to 0.

Attributes

hyper-parameter_ranges	{ "n_estimators": Integer(10, 1000), "max_features": ["auto", "sqrt", "log2"], "max_depth": Integer(4, 10),}
model_family	ModelFamily.EXTRA_TREES
modifies_features	True
modifies_target	False
name	Extra Trees Classifier
supported_problem_types	[ProblemTypes.BINARY, ProblemTypes.MULTICLASS, ProblemTypes.TIME_SERIES_BINARY, ProblemTypes.TIME_SERIES_MULTICLASS,]
training_only	False

Methods

clone	Constructs a new component with the same parameters and random state.
default_parameters	Returns the default parameters for this component.
describe	Describe a component and its parameters.
feature_importance	Returns importance associated with each feature.
fit	Fits estimator to data.
load	Loads component at file path.
needs_fitting	Returns boolean determining if component needs fitting before calling predict, predict_proba, transform, or feature_importances.
parameters	Returns the parameters which were used to initialize the component.
predict	Make predictions using selected features.
predict_proba	Make probability estimates for labels.
save	Saves component at file path.

clone(*self*)

Constructs a new component with the same parameters and random state.

Returns A new instance of this component with identical parameters and random state.

default_parameters(*cls*)

Returns the default parameters for this component.

Our convention is that Component.default_parameters == Component().parameters.

Returns Default parameters for this component.

Return type dict

describe(*self*, *print_name=False*, *return_dict=False*)

Describe a component and its parameters.

Parameters

- **print_name** (*bool, optional*) – whether to print name of component
- **return_dict** (*bool, optional*) – whether to return description as dictionary in the format {"name": name, "parameters": parameters}

Returns Returns dictionary if return_dict is True, else None.

Return type None or dict

property feature_importance(*self*)

Returns importance associated with each feature.

Returns Importance associated with each feature.

Return type np.ndarray

Raises **MethodPropertyNotFoundError** – If estimator does not have a feature_importance method or a component_obj that implements feature_importance.

fit(*self*, *X*, *y=None*)

Fits estimator to data.

Parameters

- **X** (*pd.DataFrame*) – The input training data of shape [n_samples, n_features].
- **y** (*pd.Series, optional*) – The target training data of length [n_samples].

Returns self

static load(*file_path*)

Loads component at file path.

Parameters **file_path** (*str*) – Location to load file.

Returns ComponentBase object

needs_fitting(*self*)

Returns boolean determining if component needs fitting before calling predict, predict_proba, transform, or feature_importances.

This can be overridden to False for components that do not need to be fit or whose fit methods do nothing.

Returns True.

property parameters(*self*)

Returns the parameters which were used to initialize the component.

predict(*self*, *X*)

Make predictions using selected features.

Parameters **X** (*pd.DataFrame*) – Data of shape [n_samples, n_features].

Returns Predicted values.

Return type pd.Series

Raises **MethodPropertyNotFoundError** – If estimator does not have a predict method or a component_obj that implements predict.

predict_proba(*self*, *X*)

Make probability estimates for labels.

Parameters **X** (*pd.DataFrame*) – Features.

Returns Probability estimates.

Return type pd.Series

Raises **MethodPropertyNotFoundError** – If estimator does not have a predict_proba method or a component_obj that implements predict_proba.

save(*self*, *file_path*, *pickle_protocol=cloudpickle.DEFAULT_PROTOCOL*)

Saves component at file path.

Parameters

- **file_path** (*str*) – Location to save file.
- **pickle_protocol** (*int*) – The pickle data stream format.

kneighbors_classifier

K-Nearest Neighbors Classifier.

Module Contents

Classes Summary

KNeighborsClassifier	K-Nearest Neighbors Classifier.

Contents

class evalml.pipelines.components.estimators.classifiers.kneighbors_classifier.**KNeighborsC**

K-Nearest Neighbors Classifier.

Parameters

- **n_neighbors** (*int*) – Number of neighbors to use by default. Defaults to 5.
- **weights** (*{'uniform', 'distance'} or callable*) – Weight function used in prediction. Can be:
  - 'uniform' : uniform weights. All points in each neighborhood are weighted equally.
  - 'distance' : weight points by the inverse of their distance. in this case, closer neighbors of a query point will have a greater influence than neighbors which are further away.
  - [callable] : a user-defined function which accepts an array of distances, and returns an array of the same shape containing the weights.

  Defaults to "uniform".
- **algorithm** (*{'auto', 'ball_tree', 'kd_tree', 'brute'}*) – Algorithm used to compute the nearest neighbors:
  - 'ball_tree' will use BallTree
  - 'kd_tree' will use KDTree
  - 'brute' will use a brute-force search.

'auto' will attempt to decide the most appropriate algorithm based on the values passed to fit method. Defaults to "auto". Note: fitting on sparse input will override the setting of this parameter, using brute force.

- **leaf_size** (*int*) – Leaf size passed to BallTree or KDTree. This can affect the speed of the construction and query, as well as the memory required to store the tree. The optimal value depends on the nature of the problem. Defaults to 30.
- **p** (*int*) – Power parameter for the Minkowski metric. When p = 1, this is equivalent to using manhattan_distance (l1), and euclidean_distance (l2) for p = 2. For arbitrary p, minkowski_distance (l_p) is used. Defaults to 2.
- **random_seed** (*int*) – Seed for the random number generator. Defaults to 0.

Attributes

hyperparameter_ranges	{ "n_neighbors": Integer(2, 12), "weights": ["uniform", "distance"], "algorithm": ["auto", "ball_tree", "kd_tree", "brute"], "leaf_size": Integer(10, 30), "p": Integer(1, 5),}
model_family	ModelFamily.K_NEIGHBORS
modifies_features	True
modifies_target	False
name	KNN Classifier
supported_problem_types	[ProblemTypes.BINARY, ProblemTypes.MULTICLASS, ProblemTypes.TIME_SERIES_BINARY, ProblemTypes.TIME_SERIES_MULTICLASS,]
training_only	False

Methods

clone	Constructs a new component with the same parameters and random state.
default_parameters	Returns the default parameters for this component.
describe	Describe a component and its parameters.
feature_importance	Returns array of 0's matching the input number of features as feature_importance is not defined for KNN classifiers.
fit	Fits estimator to data.
load	Loads component at file path.
needs_fitting	Returns boolean determining if component needs fitting before calling predict, predict_proba, transform, or feature_importances.
parameters	Returns the parameters which were used to initialize the component.
predict	Make predictions using selected features.
predict_proba	Make probability estimates for labels.
save	Saves component at file path.

clone(*self*)

Constructs a new component with the same parameters and random state.

Returns A new instance of this component with identical parameters and random state.

default_parameters (*cls*)
Returns the default parameters for this component.

Our convention is that Component.default_parameters == Component().parameters.

Returns Default parameters for this component.

Return type dict

describe (*self*, *print_name=False*, *return_dict=False*)
Describe a component and its parameters.

Parameters

- **print_name** (*bool, optional*) – whether to print name of component
- **return_dict** (*bool, optional*) – whether to return description as dictionary in the format {"name": name, "parameters": parameters}

Returns Returns dictionary if return_dict is True, else None.

Return type None or dict

property feature_importance (*self*)
Returns array of 0's matching the input number of features as feature_importance is not defined for KNN classifiers.

fit (*self*, *X*, *y=None*)
Fits estimator to data.

Parameters

- **X** (*pd.DataFrame*) – The input training data of shape [n_samples, n_features].
- **y** (*pd.Series, optional*) – The target training data of length [n_samples].

Returns self

static load (*file_path*)
Loads component at file path.

Parameters **file_path** (*str*) – Location to load file.

Returns ComponentBase object

needs_fitting (*self*)
Returns boolean determining if component needs fitting before calling predict, predict_proba, transform, or feature_importances.

This can be overridden to False for components that do not need to be fit or whose fit methods do nothing.

Returns True.

property parameters (*self*)
Returns the parameters which were used to initialize the component.

predict (*self*, *X*)
Make predictions using selected features.

Parameters **X** (*pd.DataFrame*) – Data of shape [n_samples, n_features].

Returns Predicted values.

Return type pd.Series

Raises **MethodPropertyNotFoundError** – If estimator does not have a predict method or a component_obj that implements predict.

predict_proba (*self*, *X*)
Make probability estimates for labels.

Parameters **X** (*pd.DataFrame*) – Features.

Returns Probability estimates.

Return type pd.Series

Raises **MethodPropertyNotFoundError** – If estimator does not have a predict_proba method or a component_obj that implements predict_proba.

save (*self*, *file_path*, *pickle_protocol=cloudpickle.DEFAULT_PROTOCOL*)
Saves component at file path.

Parameters

- **file_path** (*str*) – Location to save file.
- **pickle_protocol** (*int*) – The pickle data stream format.

lightgbm_classifier

LightGBM Classifier.

Module Contents

Classes Summary

LightGBMClassifier	LightGBM Classifier.

Contents

class evalml.pipelines.components.estimators.classifiers.lightgbm_classifier.**LightGBMClass**

LightGBM Classifier.

Parameters

- **boosting_type** (*string*) – Type of boosting to use. Defaults to "gbdt". - 'gbdt' uses

traditional Gradient Boosting Decision Tree - "dart", uses Dropouts meet Multiple Additive Regression Trees - "goss", uses Gradient-based One-Side Sampling - "rf", uses Random Forest

- **learning_rate** (*float*) – Boosting learning rate. Defaults to 0.1.
- **n_estimators** (*int*) – Number of boosted trees to fit. Defaults to 100.
- **max_depth** (*int*) – Maximum tree depth for base learners, <=0 means no limit. Defaults to 0.
- **num_leaves** (*int*) – Maximum tree leaves for base learners. Defaults to 31.
- **min_child_samples** (*int*) – Minimum number of data needed in a child (leaf). Defaults to 20.
- **bagging_fraction** (*float*) – LightGBM will randomly select a subset of features on each iteration (tree) without resampling if this is smaller than 1.0. For example, if set to 0.8, LightGBM will select 80% of features before training each tree. This can be used to speed up training and deal with overfitting. Defaults to 0.9.
- **bagging_freq** (*int*) – Frequency for bagging. 0 means bagging is disabled. k means perform bagging at every k iteration. Every k-th iteration, LightGBM will randomly select bagging_fraction * 100 % of the data to use for the next k iterations. Defaults to 0.
- **n_jobs** (*int or None*) – Number of threads to run in parallel. -1 uses all threads. Defaults to -1.
- **random_seed** (*int*) – Seed for the random number generator. Defaults to 0.

Attributes

hyper-parameter_ranges	{ "learning_rate": Real(0.000001, 1), "boosting_type": ["gbdt", "dart", "goss", "rf"], "n_estimators": Integer(10, 100), "max_depth": Integer(0, 10), "num_leaves": Integer(2, 100), "min_child_samples": Integer(1, 100), "bagging_fraction": Real(0.000001, 1), "bagging_freq": Integer(0, 1),}
model_family	ModelFamily.LIGHTGBM
modifies_features	True
modifies_target	False
name	LightGBM Classifier
SEED_MAX	SEED_BOUNDS.max_bound
SEED_MIN	0
supported_problem_types	[ProblemTypes.BINARY, ProblemTypes.MULTICLASS, ProblemTypes.TIME_SERIES_BINARY, ProblemTypes.TIME_SERIES_MULTICLASS,]
training_only	False

Methods

clone	Constructs a new component with the same parameters and random state.
default_parameters	Returns the default parameters for this component.
describe	Describe a component and its parameters.
feature_importance	Returns importance associated with each feature.
fit	Fits LightGBM classifier component to data.

continues on next page

Table 329 – continued from previous page

load	Loads component at file path.
needs_fitting	Returns boolean determining if component needs fitting before calling predict, predict_proba, transform, or feature_importances.
parameters	Returns the parameters which were used to initialize the component.
predict	Make predictions using the fitted LightGBM classifier.
predict_proba	Make prediction probabilities using the fitted LightGBM classifier.
save	Saves component at file path.

clone (*self*)

Constructs a new component with the same parameters and random state.

Returns A new instance of this component with identical parameters and random state.

default_parameters (*cls*)

Returns the default parameters for this component.

Our convention is that Component.default_parameters == Component().parameters.

Returns Default parameters for this component.

Return type dict

describe (*self*, *print_name=False*, *return_dict=False*)

Describe a component and its parameters.

Parameters

- **print_name** (*bool, optional*) – whether to print name of component
- **return_dict** (*bool, optional*) – whether to return description as dictionary in the format {"name": name, "parameters": parameters}

Returns Returns dictionary if return_dict is True, else None.

Return type None or dict

property feature_importance (*self*)

Returns importance associated with each feature.

Returns Importance associated with each feature.

Return type np.ndarray

Raises **MethodPropertyNotFoundError** – If estimator does not have a feature_importance method or a component_obj that implements feature_importance.

fit (*self*, *X*, *y=None*)

Fits LightGBM classifier component to data.

Parameters

- **X** (*pd.DataFrame*) – The input training data of shape [n_samples, n_features].
- **y** (*pd.Series*) – The target training data of length [n_samples].

Returns self

static load (*file_path*)

Loads component at file path.

Parameters **file_path** (*str*) – Location to load file.

Returns ComponentBase object

needs_fitting(*self*)

Returns boolean determining if component needs fitting before calling predict, predict_proba, transform, or feature_importances.

This can be overridden to False for components that do not need to be fit or whose fit methods do nothing.

Returns True.

property parameters(*self*)

Returns the parameters which were used to initialize the component.

predict(*self*, *X*)

Make predictions using the fitted LightGBM classifier.

Parameters **X** (*pd.DataFrame*) – Data of shape [n_samples, n_features].

Returns Predicted values.

Return type pd.DataFrame

predict_proba(*self*, *X*)

Make prediction probabilities using the fitted LightGBM classifier.

Parameters **X** (*pd.DataFrame*) – Data of shape [n_samples, n_features].

Returns Predicted probability values.

Return type pd.DataFrame

save(*self*, *file_path*, *pickle_protocol=cloudpickle.DEFAULT_PROTOCOL*)

Saves component at file path.

Parameters

- **file_path** (*str*) – Location to save file.
- **pickle_protocol** (*int*) – The pickle data stream format.

logistic_regression_classifier

Logistic Regression Classifier.

Module Contents

Classes Summary

LogisticRegressionClassifier	Logistic Regression Classifier.

Contents

class evalml.pipelines.components.estimators.classifiers.logistic_regression_classifier.**Log**

Logistic Regression Classifier.

Parameters

- **penalty** (*{"l1", "l2", "elasticnet", "none"}*) – The norm used in penalization. Defaults to "l2".
- **C** (*float*) – Inverse of regularization strength. Must be a positive float. Defaults to 1.0.
- **multi_class** (*{"auto", "ovr", "multinomial"}*) – If the option chosen is "ovr", then a binary problem is fit for each label. For "multinomial" the loss minimised is the multinomial loss fit across the entire probability distribution, even when the data is binary. "multinomial" is unavailable when solver="liblinear". "auto" selects "ovr" if the data is binary, or if solver="liblinear", and otherwise selects "multinomial". Defaults to "auto".
- **solver** (*{"newton-cg", "lbfgs", "liblinear", "sag", "saga"}*) – Algorithm to use in the optimization problem. For small datasets, "liblinear" is a good choice, whereas "sag" and "saga" are faster for large ones. For multiclass problems, only "newton-cg", "sag", "saga" and "lbfgs" handle multinomial loss; "liblinear" is limited to one-versus-rest schemes.
  - "newton-cg", "lbfgs", "sag" and "saga" handle L2 or no penalty
  - "liblinear" and "saga" also handle L1 penalty
  - "saga" also supports "elasticnet" penalty
  - "liblinear" does not support setting penalty='none'

  Defaults to "lbfgs".
- **n_jobs** (*int*) – Number of parallel threads used to run xgboost. Note that creating thread contention will significantly slow down the algorithm. Defaults to -1.
- **random_seed** (*int*) – Seed for the random number generator. Defaults to 0.

Attributes

hyper-parameter_ranges	{ "penalty": ["l2"], "C": Real(0.01, 10),}
model_family	ModelFamily.LINEAR_MODEL
modifies_features	True
modifies_target	False
name	Logistic Regression Classifier
supported_problem_types	[ProblemTypes.BINARY, ProblemTypes.MULTICLASS, ProblemTypes.TIME_SERIES_BINARY, ProblemTypes.TIME_SERIES_MULTICLASS,]
training_only	False

Methods

clone	Constructs a new component with the same parameters and random state.
default_parameters	Returns the default parameters for this component.
describe	Describe a component and its parameters.
feature_importance	Feature importance for fitted logistic regression classifier.
fit	Fits estimator to data.
load	Loads component at file path.
needs_fitting	Returns boolean determining if component needs fitting before calling predict, predict_proba, transform, or feature_importances.
parameters	Returns the parameters which were used to initialize the component.
predict	Make predictions using selected features.
predict_proba	Make probability estimates for labels.
save	Saves component at file path.

clone(*self*)

Constructs a new component with the same parameters and random state.

Returns A new instance of this component with identical parameters and random state.

default_parameters(*cls*)

Returns the default parameters for this component.

Our convention is that Component.default_parameters == Component().parameters.

Returns Default parameters for this component.

Return type dict

describe(*self*, *print_name=False*, *return_dict=False*)

Describe a component and its parameters.

Parameters

- **print_name** (*bool, optional*) – whether to print name of component
- **return_dict** (*bool, optional*) – whether to return description as dictionary in the format {"name": name, "parameters": parameters}

Returns Returns dictionary if return_dict is True, else None.

Return type None or dict

property feature_importance(*self*)

Feature importance for fitted logistic regression classifier.

fit(*self*, *X*, *y=None*)

Fits estimator to data.

Parameters

- **X** (*pd.DataFrame*) – The input training data of shape [n_samples, n_features].
- **y** (*pd.Series, optional*) – The target training data of length [n_samples].

Returns self

static load(*file_path*)

Loads component at file path.

Parameters **file_path** (*str*) – Location to load file.

Returns ComponentBase object

needs_fitting(*self*)

Returns boolean determining if component needs fitting before calling predict, predict_proba, transform, or feature_importances.

This can be overridden to False for components that do not need to be fit or whose fit methods do nothing.

Returns True.

property parameters(*self*)

Returns the parameters which were used to initialize the component.

predict(*self*, *X*)

Make predictions using selected features.

Parameters **X** (*pd.DataFrame*) – Data of shape [n_samples, n_features].

Returns Predicted values.

Return type pd.Series

Raises **MethodPropertyNotFoundError** – If estimator does not have a predict method or a component_obj that implements predict.

predict_proba(*self*, *X*)

Make probability estimates for labels.

Parameters **X** (*pd.DataFrame*) – Features.

Returns Probability estimates.

Return type pd.Series

Raises **MethodPropertyNotFoundError** – If estimator does not have a predict_proba method or a component_obj that implements predict_proba.

save(*self*, *file_path*, *pickle_protocol=cloudpickle.DEFAULT_PROTOCOL*)

Saves component at file path.

Parameters

- **file_path** (*str*) – Location to save file.
- **pickle_protocol** (*int*) – The pickle data stream format.

rf_classifier

Random Forest Classifier.

Module Contents

Classes Summary

RandomForestClassifier	Random Forest Classifier.

Contents

class evalml.pipelines.components.estimators.classifiers.rf_classifier.**RandomForestClassif**

Random Forest Classifier.

Parameters

- **n_estimators** (*float*) – The number of trees in the forest. Defaults to 100.
- **max_depth** (*int*) – Maximum tree depth for base learners. Defaults to 6.
- **n_jobs** (*int or None*) – Number of jobs to run in parallel. -1 uses all processes. Defaults to -1.
- **random_seed** (*int*) – Seed for the random number generator. Defaults to 0.

Attributes

hyper-parameter_ranges	{ "n_estimators": Integer(10, 1000), "max_depth": Integer(1, 10),}
model_family	ModelFamily.RANDOM_FOREST
modifies_features	True
modifies_target	False
name	Random Forest Classifier
supported_problem_types	[ProblemTypes.BINARY, ProblemTypes.MULTICLASS, ProblemTypes.TIME_SERIES_BINARY, ProblemTypes.TIME_SERIES_MULTICLASS,]
training_only	False

Methods

clone	Constructs a new component with the same parameters and random state.
default_parameters	Returns the default parameters for this component.
describe	Describe a component and its parameters.
feature_importance	Returns importance associated with each feature.
fit	Fits estimator to data.
load	Loads component at file path.
needs_fitting	Returns boolean determining if component needs fitting before calling predict, predict_proba, transform, or feature_importances.
parameters	Returns the parameters which were used to initialize the component.
predict	Make predictions using selected features.
predict_proba	Make probability estimates for labels.
save	Saves component at file path.

clone (*self*)

Constructs a new component with the same parameters and random state.

Returns A new instance of this component with identical parameters and random state.

default_parameters (*cls*)

Returns the default parameters for this component.

Our convention is that Component.default_parameters == Component().parameters.

Returns Default parameters for this component.

Return type dict

describe (*self*, *print_name=False*, *return_dict=False*)

Describe a component and its parameters.

Parameters

- **print_name** (*bool, optional*) – whether to print name of component
- **return_dict** (*bool, optional*) – whether to return description as dictionary in the format {"name": name, "parameters": parameters}

Returns Returns dictionary if return_dict is True, else None.

Return type None or dict

property feature_importance (*self*)

Returns importance associated with each feature.

Returns Importance associated with each feature.

Return type np.ndarray

Raises **MethodPropertyNotFoundError** – If estimator does not have a feature_importance method or a component_obj that implements feature_importance.

fit (*self*, *X*, *y=None*)

Fits estimator to data.

Parameters

- **X** (*pd.DataFrame*) – The input training data of shape [n_samples, n_features].
- **y** (*pd.Series, optional*) – The target training data of length [n_samples].

Returns self

static load(*file_path*)
Loads component at file path.

Parameters **file_path** (*str*) – Location to load file.

Returns ComponentBase object

needs_fitting(*self*)
Returns boolean determining if component needs fitting before calling predict, predict_proba, transform, or feature_importances.

This can be overridden to False for components that do not need to be fit or whose fit methods do nothing.

Returns True.

property parameters(*self*)
Returns the parameters which were used to initialize the component.

predict(*self*, *X*)
Make predictions using selected features.

Parameters **X** (*pd.DataFrame*) – Data of shape [n_samples, n_features].

Returns Predicted values.

Return type pd.Series

Raises **MethodPropertyNotFoundError** – If estimator does not have a predict method or a component_obj that implements predict.

predict_proba(*self*, *X*)
Make probability estimates for labels.

Parameters **X** (*pd.DataFrame*) – Features.

Returns Probability estimates.

Return type pd.Series

Raises **MethodPropertyNotFoundError** – If estimator does not have a predict_proba method or a component_obj that implements predict_proba.

save(*self*, *file_path*, *pickle_protocol=cloudpickle.DEFAULT_PROTOCOL*)
Saves component at file path.

Parameters

- **file_path** (*str*) – Location to save file.
- **pickle_protocol** (*int*) – The pickle data stream format.

svm_classifier

Support Vector Machine Classifier.

Module Contents

Classes Summary

SVMClassifier	Support Vector Machine Classifier.

Contents

class evalml.pipelines.components.estimators.classifiers.svm_classifier.**SVMClassifier**(*C=1.0 kernel='r gamm prob-a-bility=Tr random_s **kwa*

Support Vector Machine Classifier.

Parameters

- **C** (*float*) – The regularization parameter. The strength of the regularization is inversely proportional to C. Must be strictly positive. The penalty is a squared l2 penalty. Defaults to 1.0.
- **kernel** (*{"poly", "rbf", "sigmoid"}*) – Specifies the kernel type to be used in the algorithm. Defaults to "rbf".
- **gamma** (*{"scale", "auto"} or float*) – Kernel coefficient for "rbf", "poly" and "sigmoid". Defaults to "auto". - If gamma='scale' is passed then it uses 1 / (n_features * X.var()) as value of gamma - If "auto" (default), uses 1 / n_features
- **probability** (*boolean*) – Whether to enable probability estimates. Defaults to True.
- **random_seed** (*int*) – Seed for the random number generator. Defaults to 0.

Attributes

hyper-parame-ter_ranges	{ "C": Real(0, 10), "kernel": ["poly", "rbf", "sigmoid"], "gamma": ["scale", "auto"],}
model_family	ModelFamily.SVM
modi-fies_features	True
modi-fies_target	False
name	SVM Classifier
sup-ported_problem_types	[ProblemTypes.BINARY, ProblemTypes.MULTICLASS, ProblemTypes.TIME_SERIES_BINARY, ProblemTypes.TIME_SERIES_MULTICLASS,]
train-ing_only	False

Methods

clone	Constructs a new component with the same parameters and random state.
default_parameters	Returns the default parameters for this component.
describe	Describe a component and its parameters.
feature_importance	Feature importance only works with linear kernels.
fit	Fits estimator to data.
load	Loads component at file path.
needs_fitting	Returns boolean determining if component needs fitting before calling predict, predict_proba, transform, or feature_importances.
parameters	Returns the parameters which were used to initialize the component.
predict	Make predictions using selected features.
predict_proba	Make probability estimates for labels.
save	Saves component at file path.

clone(*self*)

Constructs a new component with the same parameters and random state.

Returns A new instance of this component with identical parameters and random state.

default_parameters(*cls*)

Returns the default parameters for this component.

Our convention is that Component.default_parameters == Component().parameters.

Returns Default parameters for this component.

Return type dict

describe(*self*, *print_name=False*, *return_dict=False*)

Describe a component and its parameters.

Parameters

- **print_name** (*bool, optional*) – whether to print name of component
- **return_dict** (*bool, optional*) – whether to return description as dictionary in the format {"name": name, "parameters": parameters}

Returns Returns dictionary if return_dict is True, else None.

Return type None or dict

property feature_importance(*self*)

Feature importance only works with linear kernels.

If the kernel isn't linear, we return a numpy array of zeros.

Returns Feature importance of fitted SVM classifier or a numpy array of zeroes if the kernel is not linear.

fit(*self*, *X*, *y=None*)

Fits estimator to data.

Parameters

- **X** (*pd.DataFrame*) – The input training data of shape [n_samples, n_features].
- **y** (*pd.Series, optional*) – The target training data of length [n_samples].

Returns self

static load(*file_path*)

Loads component at file path.

Parameters **file_path** (*str*) – Location to load file.

Returns ComponentBase object

needs_fitting(*self*)

Returns boolean determining if component needs fitting before calling predict, predict_proba, transform, or feature_importances.

This can be overridden to False for components that do not need to be fit or whose fit methods do nothing.

Returns True.

property parameters(*self*)

Returns the parameters which were used to initialize the component.

predict(*self*, *X*)

Make predictions using selected features.

Parameters **X** (*pd.DataFrame*) – Data of shape [n_samples, n_features].

Returns Predicted values.

Return type pd.Series

Raises **MethodPropertyNotFoundError** – If estimator does not have a predict method or a component_obj that implements predict.

predict_proba(*self*, *X*)

Make probability estimates for labels.

Parameters **X** (*pd.DataFrame*) – Features.

Returns Probability estimates.

Return type pd.Series

Raises **MethodPropertyNotFoundError** – If estimator does not have a predict_proba method or a component_obj that implements predict_proba.

save(*self*, *file_path*, *pickle_protocol=cloudpickle.DEFAULT_PROTOCOL*)

Saves component at file path.

Parameters

- **file_path** (*str*) – Location to save file.
- **pickle_protocol** (*int*) – The pickle data stream format.

vowpal_wabbit_classifiers

Vowpal Wabbit Classifiers.

Module Contents

Classes Summary

VowpalWabbitBaseClassifier	Vowpal Wabbit Base Classifier.
VowpalWabbitBinaryClassifier	Vowpal Wabbit Binary Classifier.
VowpalWabbitMulticlassClassifier	Vowpal Wabbit Multiclass Classifier.

Contents

class evalml.pipelines.components.estimators.classifiers.vowpal_wabbit_classifiers.**VowpalWa**

Vowpal Wabbit Base Classifier.

Parameters

- **loss_function** (*str*) – Specifies the loss function to use. One of {"squared", "classic", "hinge", "logistic", "quantile"}. Defaults to "logistic".
- **learning_rate** (*float*) – Boosting learning rate. Defaults to 0.5.
- **decay_learning_rate** (*float*) – Decay factor for learning_rate. Defaults to 1.0.
- **power_t** (*float*) – Power on learning rate decay. Defaults to 0.5.
- **passes** (*int*) – Number of training passes. Defaults to 1.
- **random_seed** (*int*) – Seed for the random number generator. Defaults to 0.

Attributes

hyper-parameter_ranges	None
model_family	ModelFamily.VOWPAL_WABBIT
modifies_features	True
modifies_target	False
training_only	False

Methods

clone	Constructs a new component with the same parameters and random state.
default_parameters	Returns the default parameters for this component.
describe	Describe a component and its parameters.
feature_importance	Feature importance for Vowpal Wabbit classifiers. This is not implemented.
fit	Fits estimator to data.
load	Loads component at file path.
name	Returns string name of this component.
needs_fitting	Returns boolean determining if component needs fitting before calling predict, predict_proba, transform, or feature_importances.
parameters	Returns the parameters which were used to initialize the component.
predict	Make predictions using selected features.
predict_proba	Make probability estimates for labels.
save	Saves component at file path.
supported_problem_types	Problem types this estimator supports.

clone(*self*)

Constructs a new component with the same parameters and random state.

Returns A new instance of this component with identical parameters and random state.

default_parameters(*cls*)

Returns the default parameters for this component.

Our convention is that Component.default_parameters == Component().parameters.

Returns Default parameters for this component.

Return type dict

describe(*self*, *print_name=False*, *return_dict=False*)

Describe a component and its parameters.

Parameters

- **print_name** (*bool, optional*) – whether to print name of component
- **return_dict** (*bool, optional*) – whether to return description as dictionary in the format {"name": name, "parameters": parameters}

Returns Returns dictionary if return_dict is True, else None.

Return type None or dict

property feature_importance(*self*)

Feature importance for Vowpal Wabbit classifiers. This is not implemented.

fit(*self*, *X*, *y=None*)

Fits estimator to data.

Parameters

- **X** (*pd.DataFrame*) – The input training data of shape [n_samples, n_features].
- **y** (*pd.Series, optional*) – The target training data of length [n_samples].

Returns self

static load(*file_path*)
Loads component at file path.

Parameters **file_path** (*str*) – Location to load file.

Returns ComponentBase object

property name(*cls*)
Returns string name of this component.

needs_fitting(*self*)
Returns boolean determining if component needs fitting before calling predict, predict_proba, transform, or feature_importances.

This can be overridden to False for components that do not need to be fit or whose fit methods do nothing.

Returns True.

property parameters(*self*)
Returns the parameters which were used to initialize the component.

predict(*self*, *X*)
Make predictions using selected features.

Parameters **X** (*pd.DataFrame*) – Data of shape [n_samples, n_features].

Returns Predicted values.

Return type pd.Series

Raises **MethodPropertyNotFoundError** – If estimator does not have a predict method or a component_obj that implements predict.

predict_proba(*self*, *X*)
Make probability estimates for labels.

Parameters **X** (*pd.DataFrame*) – Features.

Returns Probability estimates.

Return type pd.Series

Raises **MethodPropertyNotFoundError** – If estimator does not have a predict_proba method or a component_obj that implements predict_proba.

save(*self*, *file_path*, *pickle_protocol=cloudpickle.DEFAULT_PROTOCOL*)
Saves component at file path.

Parameters

- **file_path** (*str*) – Location to save file.
- **pickle_protocol** (*int*) – The pickle data stream format.

property supported_problem_types(*cls*)
Problem types this estimator supports.

class evalml.pipelines.components.estimators.classifiers.vowpal_wabbit_classifiers.**VowpalWa**

Vowpal Wabbit Binary Classifier.

Parameters

- **loss_function** (*str*) – Specifies the loss function to use. One of {"squared", "classic", "hinge", "logistic", "quantile"}. Defaults to "logistic".
- **learning_rate** (*float*) – Boosting learning rate. Defaults to 0.5.
- **decay_learning_rate** (*float*) – Decay factor for learning_rate. Defaults to 1.0.
- **power_t** (*float*) – Power on learning rate decay. Defaults to 0.5.
- **passes** (*int*) – Number of training passes. Defaults to 1.
- **random_seed** (*int*) – Seed for the random number generator. Defaults to 0.

Attributes

hyper-parameter_ranges	None
model_family	ModelFamily.VOWPAL_WABBIT
modifies_features	True
modifies_target	False
name	Vowpal Wabbit Binary Classifier
supported_problem_types	[ProblemTypes.BINARY, ProblemTypes.TIME_SERIES_BINARY,]
training_only	False

Methods

clone	Constructs a new component with the same parameters and random state.
default_parameters	Returns the default parameters for this component.
describe	Describe a component and its parameters.
feature_importance	Feature importance for Vowpal Wabbit classifiers. This is not implemented.
fit	Fits estimator to data.
load	Loads component at file path.
needs_fitting	Returns boolean determining if component needs fitting before calling predict, predict_proba, transform, or feature_importances.

continues on next page

Table 338 – continued from previous page

parameters	Returns the parameters which were used to initialize the component.
predict	Make predictions using selected features.
predict_proba	Make probability estimates for labels.
save	Saves component at file path.

clone (*self*)

Constructs a new component with the same parameters and random state.

Returns A new instance of this component with identical parameters and random state.

default_parameters (*cls*)

Returns the default parameters for this component.

Our convention is that Component.default_parameters == Component().parameters.

Returns Default parameters for this component.

Return type dict

describe (*self*, *print_name=False*, *return_dict=False*)

Describe a component and its parameters.

Parameters

- **print_name** (*bool, optional*) – whether to print name of component
- **return_dict** (*bool, optional*) – whether to return description as dictionary in the format {"name": name, "parameters": parameters}

Returns Returns dictionary if return_dict is True, else None.

Return type None or dict

property feature_importance (*self*)

Feature importance for Vowpal Wabbit classifiers. This is not implemented.

fit (*self*, *X*, *y=None*)

Fits estimator to data.

Parameters

- **X** (*pd.DataFrame*) – The input training data of shape [n_samples, n_features].
- **y** (*pd.Series, optional*) – The target training data of length [n_samples].

Returns self

static load (*file_path*)

Loads component at file path.

Parameters **file_path** (*str*) – Location to load file.

Returns ComponentBase object

needs_fitting (*self*)

Returns boolean determining if component needs fitting before calling predict, predict_proba, transform, or feature_importances.

This can be overridden to False for components that do not need to be fit or whose fit methods do nothing.

Returns True.

property parameters (*self*)

Returns the parameters which were used to initialize the component.

predict (*self*, *X*)

Make predictions using selected features.

Parameters **X** (*pd.DataFrame*) – Data of shape [n_samples, n_features].

Returns Predicted values.

Return type pd.Series

Raises **MethodPropertyNotFoundError** – If estimator does not have a predict method or a component_obj that implements predict.

predict_proba (*self*, *X*)

Make probability estimates for labels.

Parameters **X** (*pd.DataFrame*) – Features.

Returns Probability estimates.

Return type pd.Series

Raises **MethodPropertyNotFoundError** – If estimator does not have a predict_proba method or a component_obj that implements predict_proba.

save (*self*, *file_path*, *pickle_protocol=cloudpickle.DEFAULT_PROTOCOL*)

Saves component at file path.

Parameters

- **file_path** (*str*) – Location to save file.
- **pickle_protocol** (*int*) – The pickle data stream format.

class evalml.pipelines.components.estimators.classifiers.vowpal_wabbit_classifiers.**VowpalWa**

Vowpal Wabbit Multiclass Classifier.

Parameters

- **loss_function** (*str*) – Specifies the loss function to use. One of {"squared", "classic", "hinge", "logistic", "quantile"}. Defaults to "logistic".
- **learning_rate** (*float*) – Boosting learning rate. Defaults to 0.5.
- **decay_learning_rate** (*float*) – Decay factor for learning_rate. Defaults to 1.0.
- **power_t** (*float*) – Power on learning rate decay. Defaults to 0.5.
- **random_seed** (*int*) – Seed for the random number generator. Defaults to 0.

Attributes

hyper-parameter_ranges	None
model_family	ModelFamily.VOWPAL_WABBIT
modifies_features	True
modifies_target	False
name	Vowpal Wabbit Multiclass Classifier
supported_problem_types	[ProblemTypes.MULTICLASS, ProblemTypes.TIME_SERIES_MULTICLASS,]
training_only	False

Methods

clone	Constructs a new component with the same parameters and random state.
default_parameters	Returns the default parameters for this component.
describe	Describe a component and its parameters.
feature_importance	Feature importance for Vowpal Wabbit classifiers. This is not implemented.
fit	Fits estimator to data.
load	Loads component at file path.
needs_fitting	Returns boolean determining if component needs fitting before calling predict, predict_proba, transform, or feature_importances.
parameters	Returns the parameters which were used to initialize the component.
predict	Make predictions using selected features.
predict_proba	Make probability estimates for labels.
save	Saves component at file path.

clone(*self*)

Constructs a new component with the same parameters and random state.

Returns A new instance of this component with identical parameters and random state.

default_parameters(*cls*)

Returns the default parameters for this component.

Our convention is that Component.default_parameters == Component().parameters.

Returns Default parameters for this component.

Return type dict

describe(*self*, *print_name=False*, *return_dict=False*)

Describe a component and its parameters.

Parameters

- **print_name** (*bool, optional*) – whether to print name of component
- **return_dict** (*bool, optional*) – whether to return description as dictionary in the format {"name": name, "parameters": parameters}

Returns Returns dictionary if return_dict is True, else None.

Return type None or dict

property feature_importance(*self*)
Feature importance for Vowpal Wabbit classifiers. This is not implemented.

fit(*self*, *X*, *y=None*)
Fits estimator to data.

Parameters

- **X** (*pd.DataFrame*) – The input training data of shape [n_samples, n_features].
- **y** (*pd.Series, optional*) – The target training data of length [n_samples].

Returns self

static load(*file_path*)
Loads component at file path.

Parameters **file_path** (*str*) – Location to load file.

Returns ComponentBase object

needs_fitting(*self*)
Returns boolean determining if component needs fitting before calling predict, predict_proba, transform, or feature_importances.

This can be overridden to False for components that do not need to be fit or whose fit methods do nothing.

Returns True.

property parameters(*self*)
Returns the parameters which were used to initialize the component.

predict(*self*, *X*)
Make predictions using selected features.

Parameters **X** (*pd.DataFrame*) – Data of shape [n_samples, n_features].

Returns Predicted values.

Return type pd.Series

Raises **MethodPropertyNotFoundError** – If estimator does not have a predict method or a component_obj that implements predict.

predict_proba(*self*, *X*)
Make probability estimates for labels.

Parameters **X** (*pd.DataFrame*) – Features.

Returns Probability estimates.

Return type pd.Series

Raises **MethodPropertyNotFoundError** – If estimator does not have a predict_proba method or a component_obj that implements predict_proba.

save(*self*, *file_path*, *pickle_protocol=cloudpickle.DEFAULT_PROTOCOL*)
Saves component at file path.

Parameters

- **file_path** (*str*) – Location to save file.
- **pickle_protocol** (*int*) – The pickle data stream format.

xgboost_classifier

XGBoost Classifier.

Module Contents

Classes Summary

XGBoostClassifier	XGBoost Classifier.

Contents

class evalml.pipelines.components.estimators.classifiers.xgboost_classifier.**XGBoostClassif**

XGBoost Classifier.

Parameters

- **eta** (*float*) – Boosting learning rate. Defaults to 0.1.
- **max_depth** (*int*) – Maximum tree depth for base learners. Defaults to 6.
- **min_child_weight** (*float*) – Minimum sum of instance weight (hessian) needed in a child. Defaults to 1.0
- **n_estimators** (*int*) – Number of gradient boosted trees. Equivalent to number of boosting rounds. Defaults to 100.
- **random_seed** (*int*) – Seed for the random number generator. Defaults to 0.
- **n_jobs** (*int*) – Number of parallel threads used to run xgboost. Note that creating thread contention will significantly slow down the algorithm. Defaults to 12.

Attributes

hyper-parameter_ranges	{ "eta": Real(0.000001, 1), "max_depth": Integer(1, 10), "min_child_weight": Real(1, 10), "n_estimators": Integer(1, 1000),}
model_family	ModelFamily.XGBOOST
modifies_features	True
modifies_target	False
name	XGBoost Classifier
SEED_MAX	None
SEED_MIN	None
supported_problem_types	[ProblemTypes.BINARY, ProblemTypes.MULTICLASS, ProblemTypes.TIME_SERIES_BINARY, ProblemTypes.TIME_SERIES_MULTICLASS,]
training_only	False

Methods

clone	Constructs a new component with the same parameters and random state.
default_parameters	Returns the default parameters for this component.
describe	Describe a component and its parameters.
feature_importance	Feature importance of fitted XGBoost classifier.
fit	Fits XGBoost classifier component to data.
load	Loads component at file path.
needs_fitting	Returns boolean determining if component needs fitting before calling predict, predict_proba, transform, or feature_importances.
parameters	Returns the parameters which were used to initialize the component.
predict	Make predictions using the fitted XGBoost classifier.
predict_proba	Make predictions using the fitted CatBoost classifier.
save	Saves component at file path.

clone(*self*)

Constructs a new component with the same parameters and random state.

Returns A new instance of this component with identical parameters and random state.

default_parameters(*cls*)

Returns the default parameters for this component.

Our convention is that Component.default_parameters == Component().parameters.

Returns Default parameters for this component.

Return type dict

describe(*self*, *print_name=False*, *return_dict=False*)

Describe a component and its parameters.

Parameters

- **print_name** (*bool, optional*) – whether to print name of component

- **return_dict** (*bool, optional*) – whether to return description as dictionary in the format {"name": name, "parameters": parameters}

Returns Returns dictionary if return_dict is True, else None.

Return type None or dict

property feature_importance(*self*)
Feature importance of fitted XGBoost classifier.

fit(*self*, *X*, *y=None*)
Fits XGBoost classifier component to data.

Parameters

- **X** (*pd.DataFrame*) – The input training data of shape [n_samples, n_features].
- **y** (*pd.Series*) – The target training data of length [n_samples].

Returns self

static load(*file_path*)
Loads component at file path.

Parameters **file_path** (*str*) – Location to load file.

Returns ComponentBase object

needs_fitting(*self*)
Returns boolean determining if component needs fitting before calling predict, predict_proba, transform, or feature_importances.

This can be overridden to False for components that do not need to be fit or whose fit methods do nothing.

Returns True.

property parameters(*self*)
Returns the parameters which were used to initialize the component.

predict(*self*, *X*)
Make predictions using the fitted XGBoost classifier.

Parameters **X** (*pd.DataFrame*) – Data of shape [n_samples, n_features].

Returns Predicted values.

Return type pd.DataFrame

predict_proba(*self*, *X*)
Make predictions using the fitted CatBoost classifier.

Parameters **X** (*pd.DataFrame*) – Data of shape [n_samples, n_features].

Returns Predicted values.

Return type pd.DataFrame

save(*self*, *file_path*, *pickle_protocol=cloudpickle.DEFAULT_PROTOCOL*)
Saves component at file path.

Parameters

- **file_path** (*str*) – Location to save file.
- **pickle_protocol** (*int*) – The pickle data stream format.

Package Contents

Classes Summary

BaselineClassifier	Classifier that predicts using the specified strategy.
CatBoostClassifier	CatBoost Classifier, a classifier that uses gradient-boosting on decision trees. CatBoost is an open-source library and natively supports categorical features.
DecisionTreeClassifier	Decision Tree Classifier.
ElasticNetClassifier	Elastic Net Classifier. Uses Logistic Regression with elasticnet penalty as the base estimator.
ExtraTreesClassifier	Extra Trees Classifier.
KNeighborsClassifier	K-Nearest Neighbors Classifier.
LightGBMClassifier	LightGBM Classifier.
LogisticRegressionClassifier	Logistic Regression Classifier.
RandomForestClassifier	Random Forest Classifier.
SVMClassifier	Support Vector Machine Classifier.
VowpalWabbitBinaryClassifier	Vowpal Wabbit Binary Classifier.
VowpalWabbitMulticlassClassifier	Vowpal Wabbit Multiclass Classifier.
XGBoostClassifier	XGBoost Classifier.

Contents

class evalml.pipelines.components.estimators.classifiers.**BaselineClassifier**(*strategy='mode', random_seed=0, **kwargs*)

Classifier that predicts using the specified strategy.

This is useful as a simple baseline classifier to compare with other classifiers.

Parameters

- **strategy** (*str*) – Method used to predict. Valid options are "mode", "random" and "random_weighted". Defaults to "mode".
- **random_seed** (*int*) – Seed for the random number generator. Defaults to 0.

Attributes

hyper-parameter_ranges	{}
model_family	ModelFamily.BASELINE
modifies_features	True
modifies_target	False
name	Baseline Classifier
supported_problem_types	[ProblemTypes.BINARY, ProblemTypes.MULTICLASS]
training_only	False

Methods

*classes_*	Returns class labels. Will return None before fitting.
clone	Constructs a new component with the same parameters and random state.
default_parameters	Returns the default parameters for this component.
describe	Describe a component and its parameters.
feature_importance	Returns importance associated with each feature. Since baseline classifiers do not use input features to calculate predictions, returns an array of zeroes.
fit	Fits baseline classifier component to data.
load	Loads component at file path.
needs_fitting	Returns boolean determining if component needs fitting before calling predict, predict_proba, transform, or feature_importances.
parameters	Returns the parameters which were used to initialize the component.
predict	Make predictions using the baseline classification strategy.
predict_proba	Make prediction probabilities using the baseline classification strategy.
save	Saves component at file path.

property classes_(*self*)

Returns class labels. Will return None before fitting.

Returns Class names

Return type list[str] or list(float)

clone(*self*)

Constructs a new component with the same parameters and random state.

Returns A new instance of this component with identical parameters and random state.

default_parameters(*cls*)

Returns the default parameters for this component.

Our convention is that Component.default_parameters == Component().parameters.

Returns Default parameters for this component.

Return type dict

describe(*self*, *print_name=False*, *return_dict=False*)

Describe a component and its parameters.

Parameters

- **print_name** (*bool, optional*) – whether to print name of component
- **return_dict** (*bool, optional*) – whether to return description as dictionary in the format {"name": name, "parameters": parameters}

Returns Returns dictionary if return_dict is True, else None.

Return type None or dict

property feature_importance(*self*)

Returns importance associated with each feature. Since baseline classifiers do not use input features to calculate predictions, returns an array of zeroes.

Returns An array of zeroes

Return type np.ndarray (float)

fit(*self*, *X*, *y=None*)

Fits baseline classifier component to data.

Parameters

- **X** (*pd.DataFrame*) – The input training data of shape [n_samples, n_features].
- **y** (*pd.Series*) – The target training data of length [n_samples].

Returns self

Raises **ValueError** – If y is None.

static load(*file_path*)

Loads component at file path.

Parameters **file_path** (*str*) – Location to load file.

Returns ComponentBase object

needs_fitting(*self*)

Returns boolean determining if component needs fitting before calling predict, predict_proba, transform, or feature_importances.

This can be overridden to False for components that do not need to be fit or whose fit methods do nothing.

Returns True.

property parameters(*self*)

Returns the parameters which were used to initialize the component.

predict(*self*, *X*)

Make predictions using the baseline classification strategy.

Parameters **X** (*pd.DataFrame*) – Data of shape [n_samples, n_features].

Returns Predicted values.

Return type pd.Series

predict_proba(*self*, *X*)

Make prediction probabilities using the baseline classification strategy.

Parameters **X** (*pd.DataFrame*) – Data of shape [n_samples, n_features].

Returns Predicted probability values.

Return type pd.DataFrame

save(*self*, *file_path*, *pickle_protocol=cloudpickle.DEFAULT_PROTOCOL*)

Saves component at file path.

Parameters

- **file_path** (*str*) – Location to save file.
- **pickle_protocol** (*int*) – The pickle data stream format.

class evalml.pipelines.components.estimators.classifiers.**CatBoostClassifier**(*n_estimators=10, eta=0.03, max_depth=6, bootstrap_type=None, silent=True, allow_writing_files=Fa random_seed=0, n_jobs=-1, **kwargs*)

CatBoost Classifier, a classifier that uses gradient-boosting on decision trees. CatBoost is an open-source library and natively supports categorical features.

For more information, check out https://catboost.ai/

Parameters

- **n_estimators** (*float*) – The maximum number of trees to build. Defaults to 10.
- **eta** (*float*) – The learning rate. Defaults to 0.03.
- **max_depth** (*int*) – The maximum tree depth for base learners. Defaults to 6.
- **bootstrap_type** (*string*) – Defines the method for sampling the weights of objects. Available methods are 'Bayesian', 'Bernoulli', 'MVS'. Defaults to None.
- **silent** (*boolean*) – Whether to use the "silent" logging mode. Defaults to True.
- **allow_writing_files** (*boolean*) – Whether to allow writing snapshot files while training. Defaults to False.
- **n_jobs** (*int or None*) – Number of jobs to run in parallel. -1 uses all processes. Defaults to -1.
- **random_seed** (*int*) – Seed for the random number generator. Defaults to 0.

Attributes

hyperparameter_ranges	{ "n_estimators": Integer(4, 100), "eta": Real(0.000001, 1), "max_depth": Integer(4, 10),}
model_family	ModelFamily.CATBOOST
modifies_features	True
modifies_target	False
name	CatBoost Classifier
supported_problem_types	[ProblemTypes.BINARY, ProblemTypes.MULTICLASS, ProblemTypes.TIME_SERIES_BINARY, ProblemTypes.TIME_SERIES_MULTICLASS,]
training_only	False

Methods

clone	Constructs a new component with the same parameters and random state.
default_parameters	Returns the default parameters for this component.
describe	Describe a component and its parameters.
feature_importance	Feature importance of fitted CatBoost classifier.
fit	Fits CatBoost classifier component to data.
load	Loads component at file path.
needs_fitting	Returns boolean determining if component needs fitting before calling predict, predict_proba, transform, or feature_importances.
parameters	Returns the parameters which were used to initialize the component.
predict	Make predictions using the fitted CatBoost classifier.
predict_proba	Make probability estimates for labels.
save	Saves component at file path.

clone (*self*)

Constructs a new component with the same parameters and random state.

Returns A new instance of this component with identical parameters and random state.

default_parameters (*cls*)

Returns the default parameters for this component.

Our convention is that Component.default_parameters == Component().parameters.

Returns Default parameters for this component.

Return type dict

describe (*self*, *print_name=False*, *return_dict=False*)

Describe a component and its parameters.

Parameters

- **print_name** (*bool, optional*) – whether to print name of component
- **return_dict** (*bool, optional*) – whether to return description as dictionary in the format {"name": name, "parameters": parameters}

Returns Returns dictionary if return_dict is True, else None.

Return type None or dict

property feature_importance (*self*)

Feature importance of fitted CatBoost classifier.

fit (*self*, *X*, *y=None*)

Fits CatBoost classifier component to data.

Parameters

- **X** (*pd.DataFrame*) – The input training data of shape [n_samples, n_features].
- **y** (*pd.Series*) – The target training data of length [n_samples].

Returns self

static load (*file_path*)

Loads component at file path.

Parameters **file_path** (*str*) – Location to load file.

Returns ComponentBase object

needs_fitting(*self*)

Returns boolean determining if component needs fitting before calling predict, predict_proba, transform, or feature_importances.

This can be overridden to False for components that do not need to be fit or whose fit methods do nothing.

Returns True.

property parameters(*self*)

Returns the parameters which were used to initialize the component.

predict(*self*, *X*)

Make predictions using the fitted CatBoost classifier.

Parameters **X** (*pd.DataFrame*) – Data of shape [n_samples, n_features].

Returns Predicted values.

Return type pd.DataFrame

predict_proba(*self*, *X*)

Make probability estimates for labels.

Parameters **X** (*pd.DataFrame*) – Features.

Returns Probability estimates.

Return type pd.Series

Raises **MethodPropertyNotFoundError** – If estimator does not have a predict_proba method or a component_obj that implements predict_proba.

save(*self*, *file_path*, *pickle_protocol=cloudpickle.DEFAULT_PROTOCOL*)

Saves component at file path.

Parameters

- **file_path** (*str*) – Location to save file.
- **pickle_protocol** (*int*) – The pickle data stream format.

class evalml.pipelines.components.estimators.classifiers.**DecisionTreeClassifier**(*criterion='gini'*, *max_features='*, *max_depth=6*, *min_samples_s*, *min_weight_fra*, *random_seed=0*, ***kwargs*)

Decision Tree Classifier.

Parameters

- **criterion** (*{"gini", "entropy"}*) – The function to measure the quality of a split. Supported criteria are "gini" for the Gini impurity and "entropy" for the information gain. Defaults to "gini".
- **max_features** (*int, float or {"auto", "sqrt", "log2"}*) – The number of features to consider when looking for the best split:
  - If int, then consider max_features features at each split.
  - If float, then max_features is a fraction and int(max_features * n_features) features are considered at each split.

- If "auto", then max_features=sqrt(n_features).
- If "sqrt", then max_features=sqrt(n_features).
- If "log2", then max_features=log2(n_features).
- If None, then max_features = n_features.

The search for a split does not stop until at least one valid partition of the node samples is found, even if it requires to effectively inspect more than max_features features. Defaults to "auto".

- **max_depth** (*int*) – The maximum depth of the tree. Defaults to 6.
- **min_samples_split** (*int or float*) – The minimum number of samples required to split an internal node:
  - If int, then consider min_samples_split as the minimum number.
  - If float, then min_samples_split is a fraction and ceil(min_samples_split * n_samples) are the minimum number of samples for each split.

  Defaults to 2.
- **min_weight_fraction_leaf** (*float*) – The minimum weighted fraction of the sum total of weights (of all the input samples) required to be at a leaf node. Defaults to 0.0.
- **random_seed** (*int*) – Seed for the random number generator. Defaults to 0.

Attributes

hyper-parameter_ranges	{ "criterion": ["gini", "entropy"], "max_features": ["auto", "sqrt", "log2"], "max_depth": Integer(4, 10),}
model_family	ModelFamily.DECISION_TREE
modifies_features	True
modifies_target	False
name	Decision Tree Classifier
supported_problem_types	[ProblemTypes.BINARY, ProblemTypes.MULTICLASS, ProblemTypes.TIME_SERIES_BINARY, ProblemTypes.TIME_SERIES_MULTICLASS,]
training_only	False

Methods

clone	Constructs a new component with the same parameters and random state.
default_parameters	Returns the default parameters for this component.
describe	Describe a component and its parameters.
feature_importance	Returns importance associated with each feature.
fit	Fits estimator to data.
load	Loads component at file path.
needs_fitting	Returns boolean determining if component needs fitting before calling predict, predict_proba, transform, or feature_importances.

continues on next page

Table 345 – continued from previous page

parameters	Returns the parameters which were used to initialize the component.
predict	Make predictions using selected features.
predict_proba	Make probability estimates for labels.
save	Saves component at file path.

clone (*self*)

Constructs a new component with the same parameters and random state.

Returns A new instance of this component with identical parameters and random state.

default_parameters (*cls*)

Returns the default parameters for this component.

Our convention is that Component.default_parameters == Component().parameters.

Returns Default parameters for this component.

Return type dict

describe (*self*, *print_name=False*, *return_dict=False*)

Describe a component and its parameters.

Parameters

- **print_name** (*bool, optional*) – whether to print name of component
- **return_dict** (*bool, optional*) – whether to return description as dictionary in the format {"name": name, "parameters": parameters}

Returns Returns dictionary if return_dict is True, else None.

Return type None or dict

property feature_importance (*self*)

Returns importance associated with each feature.

Returns Importance associated with each feature.

Return type np.ndarray

Raises **MethodPropertyNotFoundError** – If estimator does not have a feature_importance method or a component_obj that implements feature_importance.

fit (*self*, *X*, *y=None*)

Fits estimator to data.

Parameters

- **X** (*pd.DataFrame*) – The input training data of shape [n_samples, n_features].
- **y** (*pd.Series, optional*) – The target training data of length [n_samples].

Returns self

static load (*file_path*)

Loads component at file path.

Parameters **file_path** (*str*) – Location to load file.

Returns ComponentBase object

needs_fitting (*self*)

Returns boolean determining if component needs fitting before calling predict, predict_proba, transform, or feature_importances.

This can be overridden to False for components that do not need to be fit or whose fit methods do nothing.

Returns True.

property parameters(*self*)

Returns the parameters which were used to initialize the component.

predict(*self*, *X*)

Make predictions using selected features.

Parameters **X** (*pd.DataFrame*) – Data of shape [n_samples, n_features].

Returns Predicted values.

Return type pd.Series

Raises **MethodPropertyNotFoundError** – If estimator does not have a predict method or a component_obj that implements predict.

predict_proba(*self*, *X*)

Make probability estimates for labels.

Parameters **X** (*pd.DataFrame*) – Features.

Returns Probability estimates.

Return type pd.Series

Raises **MethodPropertyNotFoundError** – If estimator does not have a predict_proba method or a component_obj that implements predict_proba.

save(*self*, *file_path*, *pickle_protocol=cloudpickle.DEFAULT_PROTOCOL*)

Saves component at file path.

Parameters

- **file_path** (*str*) – Location to save file.
- **pickle_protocol** (*int*) – The pickle data stream format.

class evalml.pipelines.components.estimators.classifiers.**ElasticNetClassifier**(*penalty='elasticne C=1.0, l1_ratio=0.15, multi_class='auto' solver='saga', n_jobs=- 1, random_seed=0, **kwargs*)

Elastic Net Classifier. Uses Logistic Regression with elasticnet penalty as the base estimator.

Parameters

- **penalty** (*{"l1", "l2", "elasticnet", "none"}*) – The norm used in penalization. Defaults to "elasticnet".
- **C** (*float*) – Inverse of regularization strength. Must be a positive float. Defaults to 1.0.
- **l1_ratio** (*float*) – The mixing parameter, with 0 <= l1_ratio <= 1. Only used if penalty='elasticnet'. Setting l1_ratio=0 is equivalent to using penalty='l2', while setting l1_ratio=1 is equivalent to using penalty='l1'. For 0 < l1_ratio <1, the penalty is a combination of L1 and L2. Defaults to 0.15.

- **multi_class** (*{"auto", "ovr", "multinomial"}*) – If the option chosen is "ovr", then a binary problem is fit for each label. For "multinomial" the loss minimised is the multinomial loss fit across the entire probability distribution, even when the data is binary. "multinomial" is unavailable when solver="liblinear". "auto" selects "ovr" if the data is binary, or if solver="liblinear", and otherwise selects "multinomial". Defaults to "auto".
- **solver** (*{"newton-cg", "lbfgs", "liblinear", "sag", "saga"}*) – Algorithm to use in the optimization problem. For small datasets, "liblinear" is a good choice, whereas "sag" and "saga" are faster for large ones. For multiclass problems, only "newton-cg", "sag", "saga" and "lbfgs" handle multinomial loss; "liblinear" is limited to one-versus-rest schemes.
  - "newton-cg", "lbfgs", "sag" and "saga" handle L2 or no penalty
  - "liblinear" and "saga" also handle L1 penalty
  - "saga" also supports "elasticnet" penalty
  - "liblinear" does not support setting penalty='none'

  Defaults to "saga".
- **n_jobs** (*int*) – Number of parallel threads used to run xgboost. Note that creating thread contention will significantly slow down the algorithm. Defaults to -1.
- **random_seed** (*int*) – Seed for the random number generator. Defaults to 0.

Attributes

hyper-parameter_ranges	{ "C": Real(0.01, 10), "l1_ratio": Real(0, 1)}
model_family	ModelFamily.LINEAR_MODEL
modifies_features	True
modifies_target	False
name	Elastic Net Classifier
supported_problem_types	[ProblemTypes.BINARY, ProblemTypes.MULTICLASS, ProblemTypes.TIME_SERIES_BINARY, ProblemTypes.TIME_SERIES_MULTICLASS,]
training_only	False

Methods

clone	Constructs a new component with the same parameters and random state.
default_parameters	Returns the default parameters for this component.
describe	Describe a component and its parameters.
feature_importance	Feature importance for fitted ElasticNet classifier.
fit	Fits ElasticNet classifier component to data.
load	Loads component at file path.
needs_fitting	Returns boolean determining if component needs fitting before calling predict, predict_proba, transform, or feature_importances.

continues on next page

Table 346 – continued from previous page

parameters	Returns the parameters which were used to initialize the component.
predict	Make predictions using selected features.
predict_proba	Make probability estimates for labels.
save	Saves component at file path.

clone (*self*)

Constructs a new component with the same parameters and random state.

Returns A new instance of this component with identical parameters and random state.

default_parameters (*cls*)

Returns the default parameters for this component.

Our convention is that Component.default_parameters == Component().parameters.

Returns Default parameters for this component.

Return type dict

describe (*self*, *print_name=False*, *return_dict=False*)

Describe a component and its parameters.

Parameters

- **print_name** (*bool, optional*) – whether to print name of component
- **return_dict** (*bool, optional*) – whether to return description as dictionary in the format {"name": name, "parameters": parameters}

Returns Returns dictionary if return_dict is True, else None.

Return type None or dict

property feature_importance (*self*)

Feature importance for fitted ElasticNet classifier.

fit (*self*, *X*, *y*)

Fits ElasticNet classifier component to data.

Parameters

- **X** (*pd.DataFrame*) – The input training data of shape [n_samples, n_features].
- **y** (*pd.Series*) – The target training data of length [n_samples].

Returns self

static load (*file_path*)

Loads component at file path.

Parameters **file_path** (*str*) – Location to load file.

Returns ComponentBase object

needs_fitting (*self*)

Returns boolean determining if component needs fitting before calling predict, predict_proba, transform, or feature_importances.

This can be overridden to False for components that do not need to be fit or whose fit methods do nothing.

Returns True.

property parameters (*self*)

Returns the parameters which were used to initialize the component.

predict (*self*, *X*)

Make predictions using selected features.

Parameters **X** (*pd.DataFrame*) – Data of shape [n_samples, n_features].

Returns Predicted values.

Return type pd.Series

Raises **MethodPropertyNotFoundError** – If estimator does not have a predict method or a component_obj that implements predict.

predict_proba (*self*, *X*)

Make probability estimates for labels.

Parameters **X** (*pd.DataFrame*) – Features.

Returns Probability estimates.

Return type pd.Series

Raises **MethodPropertyNotFoundError** – If estimator does not have a predict_proba method or a component_obj that implements predict_proba.

save (*self*, *file_path*, *pickle_protocol=cloudpickle.DEFAULT_PROTOCOL*)

Saves component at file path.

Parameters

- **file_path** (*str*) – Location to save file.
- **pickle_protocol** (*int*) – The pickle data stream format.

class evalml.pipelines.components.estimators.classifiers.**ExtraTreesClassifier** (*n_estimators=100*, *max_features='aut*, *max_depth=6*, *min_samples_split*, *min_weight_fracti*, *n_jobs=-1*, *random_seed=0*, ***kwargs*)

Extra Trees Classifier.

Parameters

- **n_estimators** (*float*) – The number of trees in the forest. Defaults to 100.
- **max_features** (*int, float or {"auto", "sqrt", "log2"}*) – The number of features to consider when looking for the best split:
  - If int, then consider max_features features at each split.
  - If float, then max_features is a fraction and int(max_features * n_features) features are considered at each split.
  - If "auto", then max_features=sqrt(n_features).
  - If "sqrt", then max_features=sqrt(n_features).
  - If "log2", then max_features=log2(n_features).
  - If None, then max_features = n_features.

The search for a split does not stop until at least one valid partition of the node samples is found, even if it requires to effectively inspect more than max_features features. Defaults to "auto".

- **max_depth** (*int*) – The maximum depth of the tree. Defaults to 6.
- **min_samples_split** (*int or float*) – The minimum number of samples required to split an internal node:
  - If int, then consider min_samples_split as the minimum number.
  - If float, then min_samples_split is a fraction and ceil(min_samples_split * n_samples) are the minimum number of samples for each split.
- **to 2.** (*Defaults*) –
- **min_weight_fraction_leaf** (*float*) – The minimum weighted fraction of the sum total of weights (of all the input samples) required to be at a leaf node. Defaults to 0.0.
- **n_jobs** (*int or None*) – Number of jobs to run in parallel. -1 uses all processes. Defaults to -1.
- **random_seed** (*int*) – Seed for the random number generator. Defaults to 0.

Attributes

hyper-parameter_ranges	{ "n_estimators": Integer(10, 1000), "max_features": ["auto", "sqrt", "log2"], "max_depth": Integer(4, 10),}
model_family	ModelFamily.EXTRA_TREES
modifies_features	True
modifies_target	False
name	Extra Trees Classifier
supported_problem_types	[ProblemTypes.BINARY, ProblemTypes.MULTICLASS, ProblemTypes.TIME_SERIES_BINARY, ProblemTypes.TIME_SERIES_MULTICLASS,]
training_only	False

Methods

clone	Constructs a new component with the same parameters and random state.
default_parameters	Returns the default parameters for this component.
describe	Describe a component and its parameters.
feature_importance	Returns importance associated with each feature.
fit	Fits estimator to data.
load	Loads component at file path.
needs_fitting	Returns boolean determining if component needs fitting before calling predict, predict_proba, transform, or feature_importances.
parameters	Returns the parameters which were used to initialize the component.
predict	Make predictions using selected features.
predict_proba	Make probability estimates for labels.

continues on next page

Table 347 – continued from previous page

`save`	Saves component at file path.

clone (*self*)

Constructs a new component with the same parameters and random state.

Returns A new instance of this component with identical parameters and random state.

default_parameters (*cls*)

Returns the default parameters for this component.

Our convention is that Component.default_parameters == Component().parameters.

Returns Default parameters for this component.

Return type dict

describe (*self*, *print_name=False*, *return_dict=False*)

Describe a component and its parameters.

Parameters

- **print_name** (*bool, optional*) – whether to print name of component
- **return_dict** (*bool, optional*) – whether to return description as dictionary in the format {"name": name, "parameters": parameters}

Returns Returns dictionary if return_dict is True, else None.

Return type None or dict

property feature_importance (*self*)

Returns importance associated with each feature.

Returns Importance associated with each feature.

Return type np.ndarray

Raises **MethodPropertyNotFoundError** – If estimator does not have a feature_importance method or a component_obj that implements feature_importance.

fit (*self*, *X*, *y=None*)

Fits estimator to data.

Parameters

- **X** (*pd.DataFrame*) – The input training data of shape [n_samples, n_features].
- **y** (*pd.Series, optional*) – The target training data of length [n_samples].

Returns self

static load (*file_path*)

Loads component at file path.

Parameters **file_path** (*str*) – Location to load file.

Returns ComponentBase object

needs_fitting (*self*)

Returns boolean determining if component needs fitting before calling predict, predict_proba, transform, or feature_importances.

This can be overridden to False for components that do not need to be fit or whose fit methods do nothing.

Returns True.

property parameters (*self*)
Returns the parameters which were used to initialize the component.

predict (*self*, *X*)
Make predictions using selected features.

Parameters **X** (*pd.DataFrame*) – Data of shape [n_samples, n_features].

Returns Predicted values.

Return type pd.Series

Raises **MethodPropertyNotFoundError** – If estimator does not have a predict method or a component_obj that implements predict.

predict_proba (*self*, *X*)
Make probability estimates for labels.

Parameters **X** (*pd.DataFrame*) – Features.

Returns Probability estimates.

Return type pd.Series

Raises **MethodPropertyNotFoundError** – If estimator does not have a predict_proba method or a component_obj that implements predict_proba.

save (*self*, *file_path*, *pickle_protocol=cloudpickle.DEFAULT_PROTOCOL*)
Saves component at file path.

Parameters

- **file_path** (*str*) – Location to save file.
- **pickle_protocol** (*int*) – The pickle data stream format.

class evalml.pipelines.components.estimators.classifiers.**KNeighborsClassifier** (*n_neighbors=5*, *weights='uniform'*, *algorithm='auto'*, *leaf_size=30*, *p=2*, *random_seed=0*, ***kwargs*)

K-Nearest Neighbors Classifier.

Parameters

- **n_neighbors** (*int*) – Number of neighbors to use by default. Defaults to 5.
- **weights** (*{'uniform', 'distance'} or callable*) – Weight function used in prediction. Can be:
  - 'uniform' : uniform weights. All points in each neighborhood are weighted equally.
  - 'distance' : weight points by the inverse of their distance. in this case, closer neighbors of a query point will have a greater influence than neighbors which are further away.
  - [callable] : a user-defined function which accepts an array of distances, and returns an array of the same shape containing the weights.

  Defaults to "uniform".

- **algorithm** (*{'auto', 'ball_tree', 'kd_tree', 'brute'}*) – Algorithm used to compute the nearest neighbors:
  - 'ball_tree' will use BallTree
  - 'kd_tree' will use KDTree
  - 'brute' will use a brute-force search.

  'auto' will attempt to decide the most appropriate algorithm based on the values passed to fit method. Defaults to "auto". Note: fitting on sparse input will override the setting of this parameter, using brute force.
- **leaf_size** (*int*) – Leaf size passed to BallTree or KDTree. This can affect the speed of the construction and query, as well as the memory required to store the tree. The optimal value depends on the nature of the problem. Defaults to 30.
- **p** (*int*) – Power parameter for the Minkowski metric. When p = 1, this is equivalent to using manhattan_distance (l1), and euclidean_distance (l2) for p = 2. For arbitrary p, minkowski_distance (l_p) is used. Defaults to 2.
- **random_seed** (*int*) – Seed for the random number generator. Defaults to 0.

Attributes

hyper-parameter_ranges	{ "n_neighbors": Integer(2, 12), "weights": ["uniform", "distance"], "algorithm": ["auto", "ball_tree", "kd_tree", "brute"], "leaf_size": Integer(10, 30), "p": Integer(1, 5),}
model_family	ModelFamily.K_NEIGHBORS
modifies_features	True
modifies_target	False
name	KNN Classifier
supported_problem_types	[ProblemTypes.BINARY, ProblemTypes.MULTICLASS, ProblemTypes.TIME_SERIES_BINARY, ProblemTypes.TIME_SERIES_MULTICLASS,]
training_only	False

Methods

clone	Constructs a new component with the same parameters and random state.
default_parameters	Returns the default parameters for this component.
describe	Describe a component and its parameters.
feature_importance	Returns array of 0's matching the input number of features as feature_importance is not defined for KNN classifiers.
fit	Fits estimator to data.
load	Loads component at file path.
needs_fitting	Returns boolean determining if component needs fitting before calling predict, predict_proba, transform, or feature_importances.
parameters	Returns the parameters which were used to initialize the component.
predict	Make predictions using selected features.

continues on next page

Table 348 – continued from previous page

predict_proba	Make probability estimates for labels.
save	Saves component at file path.

clone(*self*)

Constructs a new component with the same parameters and random state.

Returns A new instance of this component with identical parameters and random state.

default_parameters(*cls*)

Returns the default parameters for this component.

Our convention is that Component.default_parameters == Component().parameters.

Returns Default parameters for this component.

Return type dict

describe(*self*, *print_name=False*, *return_dict=False*)

Describe a component and its parameters.

Parameters

- **print_name** (*bool, optional*) – whether to print name of component
- **return_dict** (*bool, optional*) – whether to return description as dictionary in the format {"name": name, "parameters": parameters}

Returns Returns dictionary if return_dict is True, else None.

Return type None or dict

property feature_importance(*self*)

Returns array of 0's matching the input number of features as feature_importance is not defined for KNN classifiers.

fit(*self*, *X*, *y=None*)

Fits estimator to data.

Parameters

- **X** (*pd.DataFrame*) – The input training data of shape [n_samples, n_features].
- **y** (*pd.Series, optional*) – The target training data of length [n_samples].

Returns self

static load(*file_path*)

Loads component at file path.

Parameters **file_path** (*str*) – Location to load file.

Returns ComponentBase object

needs_fitting(*self*)

Returns boolean determining if component needs fitting before calling predict, predict_proba, transform, or feature_importances.

This can be overridden to False for components that do not need to be fit or whose fit methods do nothing.

Returns True.

property parameters(*self*)

Returns the parameters which were used to initialize the component.

predict (*self*, *X*)

Make predictions using selected features.

Parameters **X** (*pd.DataFrame*) – Data of shape [n_samples, n_features].

Returns Predicted values.

Return type pd.Series

Raises **MethodPropertyNotFoundError** – If estimator does not have a predict method or a component_obj that implements predict.

predict_proba (*self*, *X*)

Make probability estimates for labels.

Parameters **X** (*pd.DataFrame*) – Features.

Returns Probability estimates.

Return type pd.Series

Raises **MethodPropertyNotFoundError** – If estimator does not have a predict_proba method or a component_obj that implements predict_proba.

save (*self*, *file_path*, *pickle_protocol=cloudpickle.DEFAULT_PROTOCOL*)

Saves component at file path.

Parameters

- **file_path** (*str*) – Location to save file.
- **pickle_protocol** (*int*) – The pickle data stream format.

class evalml.pipelines.components.estimators.classifiers.**LightGBMClassifier** (*boosting_type='gbdt', learning_rate=0.1, n_estimators=100, max_depth=0, num_leaves=31, min_child_samples=2, bagging_fraction=0.9, bagging_freq=0, n_jobs=-1, random_seed=0, **kwargs*)

LightGBM Classifier.

Parameters

- **boosting_type** (*string*) – Type of boosting to use. Defaults to "gbdt". - 'gbdt' uses traditional Gradient Boosting Decision Tree - "dart", uses Dropouts meet Multiple Additive Regression Trees - "goss", uses Gradient-based One-Side Sampling - "rf", uses Random Forest
- **learning_rate** (*float*) – Boosting learning rate. Defaults to 0.1.
- **n_estimators** (*int*) – Number of boosted trees to fit. Defaults to 100.

- **max_depth** (*int*) – Maximum tree depth for base learners, <=0 means no limit. Defaults to 0.
- **num_leaves** (*int*) – Maximum tree leaves for base learners. Defaults to 31.
- **min_child_samples** (*int*) – Minimum number of data needed in a child (leaf). Defaults to 20.
- **bagging_fraction** (*float*) – LightGBM will randomly select a subset of features on each iteration (tree) without resampling if this is smaller than 1.0. For example, if set to 0.8, LightGBM will select 80% of features before training each tree. This can be used to speed up training and deal with overfitting. Defaults to 0.9.
- **bagging_freq** (*int*) – Frequency for bagging. 0 means bagging is disabled. k means perform bagging at every k iteration. Every k-th iteration, LightGBM will randomly select bagging_fraction * 100 % of the data to use for the next k iterations. Defaults to 0.
- **n_jobs** (*int or None*) – Number of threads to run in parallel. -1 uses all threads. Defaults to -1.
- **random_seed** (*int*) – Seed for the random number generator. Defaults to 0.

Attributes

hyper-parameter_ranges	{ "learning_rate": Real(0.000001, 1), "boosting_type": ["gbdt", "dart", "goss", "rf"], "n_estimators": Integer(10, 100), "max_depth": Integer(0, 10), "num_leaves": Integer(2, 100), "min_child_samples": Integer(1, 100), "bagging_fraction": Real(0.000001, 1), "bagging_freq": Integer(0, 1),}
model_family	ModelFamily.LIGHTGBM
modifies_features	True
modifies_target	False
name	LightGBM Classifier
SEED_MAX	SEED_BOUNDS.max_bound
SEED_MIN	0
supported_problem_types	[ProblemTypes.BINARY, ProblemTypes.MULTICLASS, ProblemTypes.TIME_SERIES_BINARY, ProblemTypes.TIME_SERIES_MULTICLASS,]
training_only	False

Methods

clone	Constructs a new component with the same parameters and random state.
default_parameters	Returns the default parameters for this component.
describe	Describe a component and its parameters.
feature_importance	Returns importance associated with each feature.
fit	Fits LightGBM classifier component to data.
load	Loads component at file path.
needs_fitting	Returns boolean determining if component needs fitting before calling predict, predict_proba, transform, or feature_importances.
parameters	Returns the parameters which were used to initialize the component.

continues on next page

Table 349 – continued from previous page

predict	Make predictions using the fitted LightGBM classifier.
predict_proba	Make prediction probabilities using the fitted LightGBM classifier.
save	Saves component at file path.

clone (*self*)

Constructs a new component with the same parameters and random state.

Returns A new instance of this component with identical parameters and random state.

default_parameters (*cls*)

Returns the default parameters for this component.

Our convention is that Component.default_parameters == Component().parameters.

Returns Default parameters for this component.

Return type dict

describe (*self*, *print_name=False*, *return_dict=False*)

Describe a component and its parameters.

Parameters

- **print_name** (*bool, optional*) – whether to print name of component
- **return_dict** (*bool, optional*) – whether to return description as dictionary in the format {"name": name, "parameters": parameters}

Returns Returns dictionary if return_dict is True, else None.

Return type None or dict

property feature_importance (*self*)

Returns importance associated with each feature.

Returns Importance associated with each feature.

Return type np.ndarray

Raises **MethodPropertyNotFoundError** – If estimator does not have a feature_importance method or a component_obj that implements feature_importance.

fit (*self*, *X*, *y=None*)

Fits LightGBM classifier component to data.

Parameters

- **X** (*pd.DataFrame*) – The input training data of shape [n_samples, n_features].
- **y** (*pd.Series*) – The target training data of length [n_samples].

Returns self

static load (*file_path*)

Loads component at file path.

Parameters **file_path** (*str*) – Location to load file.

Returns ComponentBase object

needs_fitting (*self*)

Returns boolean determining if component needs fitting before calling predict, predict_proba, transform, or feature_importances.

This can be overridden to False for components that do not need to be fit or whose fit methods do nothing.

Returns True.

property parameters (*self*)
Returns the parameters which were used to initialize the component.

predict (*self*, *X*)
Make predictions using the fitted LightGBM classifier.

Parameters **X** (*pd.DataFrame*) – Data of shape [n_samples, n_features].

Returns Predicted values.

Return type pd.DataFrame

predict_proba (*self*, *X*)
Make prediction probabilities using the fitted LightGBM classifier.

Parameters **X** (*pd.DataFrame*) – Data of shape [n_samples, n_features].

Returns Predicted probability values.

Return type pd.DataFrame

save (*self*, *file_path*, *pickle_protocol=cloudpickle.DEFAULT_PROTOCOL*)
Saves component at file path.

Parameters

- **file_path** (*str*) – Location to save file.
- **pickle_protocol** (*int*) – The pickle data stream format.

class evalml.pipelines.components.estimators.classifiers.**LogisticRegressionClassifier** (*penalt*
C=1.0
*multi_*
solver=
n_jobs

1,
ran-
dom_s
***kwa*

Logistic Regression Classifier.

Parameters

- **penalty** (*{"l1", "l2", "elasticnet", "none"}*) – The norm used in penalization. Defaults to "l2".
- **C** (*float*) – Inverse of regularization strength. Must be a positive float. Defaults to 1.0.
- **multi_class** (*{"auto", "ovr", "multinomial"}*) – If the option chosen is "ovr", then a binary problem is fit for each label. For "multinomial" the loss minimised is the multinomial loss fit across the entire probability distribution, even when the data is binary. "multinomial" is unavailable when solver="liblinear". "auto" selects "ovr" if the data is binary, or if solver="liblinear", and otherwise selects "multinomial". Defaults to "auto".
- **solver** (*{"newton-cg", "lbfgs", "liblinear", "sag", "saga"}*) – Algorithm to use in the optimization problem. For small datasets, "liblinear" is a good choice, whereas "sag" and "saga" are faster for large ones. For multiclass problems, only "newton-cg", "sag", "saga" and "lbfgs" handle multinomial loss; "liblinear" is limited to one-versus-rest schemes.

- "newton-cg", "lbfgs", "sag" and "saga" handle L2 or no penalty
- "liblinear" and "saga" also handle L1 penalty
- "saga" also supports "elasticnet" penalty
- "liblinear" does not support setting penalty='none'

Defaults to "lbfgs".

- **n_jobs** (*int*) – Number of parallel threads used to run xgboost. Note that creating thread contention will significantly slow down the algorithm. Defaults to -1.
- **random_seed** (*int*) – Seed for the random number generator. Defaults to 0.

Attributes

hyper-parameter_ranges	{ "penalty": ["l2"], "C": Real(0.01, 10),}
model_family	ModelFamily.LINEAR_MODEL
modifies_features	True
modifies_target	False
name	Logistic Regression Classifier
supported_problem_types	[ProblemTypes.BINARY, ProblemTypes.MULTICLASS, ProblemTypes.TIME_SERIES_BINARY, ProblemTypes.TIME_SERIES_MULTICLASS,]
training_only	False

Methods

clone	Constructs a new component with the same parameters and random state.
default_parameters	Returns the default parameters for this component.
describe	Describe a component and its parameters.
feature_importance	Feature importance for fitted logistic regression classifier.
fit	Fits estimator to data.
load	Loads component at file path.
needs_fitting	Returns boolean determining if component needs fitting before calling predict, predict_proba, transform, or feature_importances.
parameters	Returns the parameters which were used to initialize the component.
predict	Make predictions using selected features.
predict_proba	Make probability estimates for labels.
save	Saves component at file path.

clone (*self*)

Constructs a new component with the same parameters and random state.

Returns A new instance of this component with identical parameters and random state.

default_parameters (*cls*)

Returns the default parameters for this component.

Our convention is that Component.default_parameters == Component().parameters.

Returns Default parameters for this component.

Return type dict

describe (*self*, *print_name=False*, *return_dict=False*)

Describe a component and its parameters.

Parameters

- **print_name** (*bool, optional*) – whether to print name of component
- **return_dict** (*bool, optional*) – whether to return description as dictionary in the format {"name": name, "parameters": parameters}

Returns Returns dictionary if return_dict is True, else None.

Return type None or dict

property feature_importance (*self*)

Feature importance for fitted logistic regression classifier.

fit (*self*, *X*, *y=None*)

Fits estimator to data.

Parameters

- **X** (*pd.DataFrame*) – The input training data of shape [n_samples, n_features].
- **y** (*pd.Series, optional*) – The target training data of length [n_samples].

Returns self

static load (*file_path*)

Loads component at file path.

Parameters **file_path** (*str*) – Location to load file.

Returns ComponentBase object

needs_fitting (*self*)

Returns boolean determining if component needs fitting before calling predict, predict_proba, transform, or feature_importances.

This can be overridden to False for components that do not need to be fit or whose fit methods do nothing.

Returns True.

property parameters (*self*)

Returns the parameters which were used to initialize the component.

predict (*self*, *X*)

Make predictions using selected features.

Parameters **X** (*pd.DataFrame*) – Data of shape [n_samples, n_features].

Returns Predicted values.

Return type pd.Series

Raises **MethodPropertyNotFoundError** – If estimator does not have a predict method or a component_obj that implements predict.

predict_proba (*self*, *X*)

Make probability estimates for labels.

Parameters **X** (*pd.DataFrame*) – Features.

Returns Probability estimates.

Return type pd.Series

Raises **MethodPropertyNotFoundError** – If estimator does not have a predict_proba method or a component_obj that implements predict_proba.

save(*self, file_path, pickle_protocol=cloudpickle.DEFAULT_PROTOCOL*)

Saves component at file path.

Parameters

- **file_path** (*str*) – Location to save file.
- **pickle_protocol** (*int*) – The pickle data stream format.

class evalml.pipelines.components.estimators.classifiers.**RandomForestClassifier**(*n_estimators=100, max_depth=6, n_jobs=-1, random_seed=0, **kwargs*)

Random Forest Classifier.

Parameters

- **n_estimators** (*float*) – The number of trees in the forest. Defaults to 100.
- **max_depth** (*int*) – Maximum tree depth for base learners. Defaults to 6.
- **n_jobs** (*int or None*) – Number of jobs to run in parallel. -1 uses all processes. Defaults to -1.
- **random_seed** (*int*) – Seed for the random number generator. Defaults to 0.

Attributes

hyperparameter_ranges	{ "n_estimators": Integer(10, 1000), "max_depth": Integer(1, 10),}
model_family	ModelFamily.RANDOM_FOREST
modifies_features	True
modifies_target	False
name	Random Forest Classifier
supported_problem_types	[ProblemTypes.BINARY, ProblemTypes.MULTICLASS, ProblemTypes.TIME_SERIES_BINARY, ProblemTypes.TIME_SERIES_MULTICLASS,]
training_only	False

Methods

clone	Constructs a new component with the same parameters and random state.
default_parameters	Returns the default parameters for this component.
describe	Describe a component and its parameters.

continues on next page

Table 351 – continued from previous page

feature_importance	Returns importance associated with each feature.
fit	Fits estimator to data.
load	Loads component at file path.
needs_fitting	Returns boolean determining if component needs fitting before calling predict, predict_proba, transform, or feature_importances.
parameters	Returns the parameters which were used to initialize the component.
predict	Make predictions using selected features.
predict_proba	Make probability estimates for labels.
save	Saves component at file path.

clone(*self*)

Constructs a new component with the same parameters and random state.

Returns A new instance of this component with identical parameters and random state.

default_parameters(*cls*)

Returns the default parameters for this component.

Our convention is that Component.default_parameters == Component().parameters.

Returns Default parameters for this component.

Return type dict

describe(*self*, *print_name=False*, *return_dict=False*)

Describe a component and its parameters.

Parameters

- **print_name** (*bool, optional*) – whether to print name of component
- **return_dict** (*bool, optional*) – whether to return description as dictionary in the format {"name": name, "parameters": parameters}

Returns Returns dictionary if return_dict is True, else None.

Return type None or dict

property feature_importance(*self*)

Returns importance associated with each feature.

Returns Importance associated with each feature.

Return type np.ndarray

Raises **MethodPropertyNotFoundError** – If estimator does not have a feature_importance method or a component_obj that implements feature_importance.

fit(*self*, *X*, *y=None*)

Fits estimator to data.

Parameters

- **X** (*pd.DataFrame*) – The input training data of shape [n_samples, n_features].
- **y** (*pd.Series, optional*) – The target training data of length [n_samples].

Returns self

static load(*file_path*)

Loads component at file path.

Parameters **file_path** (*str*) – Location to load file.

Returns ComponentBase object

needs_fitting(*self*)

Returns boolean determining if component needs fitting before calling predict, predict_proba, transform, or feature_importances.

This can be overridden to False for components that do not need to be fit or whose fit methods do nothing.

Returns True.

property parameters(*self*)

Returns the parameters which were used to initialize the component.

predict(*self*, *X*)

Make predictions using selected features.

Parameters **X** (*pd.DataFrame*) – Data of shape [n_samples, n_features].

Returns Predicted values.

Return type pd.Series

Raises **MethodPropertyNotFoundError** – If estimator does not have a predict method or a component_obj that implements predict.

predict_proba(*self*, *X*)

Make probability estimates for labels.

Parameters **X** (*pd.DataFrame*) – Features.

Returns Probability estimates.

Return type pd.Series

Raises **MethodPropertyNotFoundError** – If estimator does not have a predict_proba method or a component_obj that implements predict_proba.

save(*self*, *file_path*, *pickle_protocol=cloudpickle.DEFAULT_PROTOCOL*)

Saves component at file path.

Parameters

- **file_path** (*str*) – Location to save file.
- **pickle_protocol** (*int*) – The pickle data stream format.

class evalml.pipelines.components.estimators.classifiers.**SVMClassifier**(*C=1.0*, *kernel='rbf'*, *gamma='auto'*, *probability=True*, *random_seed=0*, ***kwargs*)

Support Vector Machine Classifier.

Parameters

- **C** (*float*) – The regularization parameter. The strength of the regularization is inversely proportional to C. Must be strictly positive. The penalty is a squared l2 penalty. Defaults to 1.0.
- **kernel** (*{"poly", "rbf", "sigmoid"}*) – Specifies the kernel type to be used in the algorithm. Defaults to "rbf".
- **gamma** (*{"scale", "auto"} or float*) – Kernel coefficient for "rbf", "poly" and "sigmoid". Defaults to "auto". - If gamma='scale' is passed then it uses 1 / (n_features * X.var()) as value of gamma - If "auto" (default), uses 1 / n_features
- **probability** (*boolean*) – Whether to enable probability estimates. Defaults to True.
- **random_seed** (*int*) – Seed for the random number generator. Defaults to 0.

Attributes

hyper-parameter_ranges	{ "C": Real(0, 10), "kernel": ["poly", "rbf", "sigmoid"], "gamma": ["scale", "auto"],}
model_family	ModelFamily.SVM
modifies_features	True
modifies_target	False
name	SVM Classifier
supported_problem_types	[ProblemTypes.BINARY, ProblemTypes.MULTICLASS, ProblemTypes.TIME_SERIES_BINARY, ProblemTypes.TIME_SERIES_MULTICLASS,]
training_only	False

Methods

clone	Constructs a new component with the same parameters and random state.
default_parameters	Returns the default parameters for this component.
describe	Describe a component and its parameters.
feature_importance	Feature importance only works with linear kernels.
fit	Fits estimator to data.
load	Loads component at file path.
needs_fitting	Returns boolean determining if component needs fitting before calling predict, predict_proba, transform, or feature_importances.
parameters	Returns the parameters which were used to initialize the component.
predict	Make predictions using selected features.
predict_proba	Make probability estimates for labels.
save	Saves component at file path.

clone (*self*)

Constructs a new component with the same parameters and random state.

Returns A new instance of this component with identical parameters and random state.

default_parameters (*cls*)

Returns the default parameters for this component.

Our convention is that Component.default_parameters == Component().parameters.

Returns Default parameters for this component.

Return type dict

describe (*self*, *print_name=False*, *return_dict=False*)

Describe a component and its parameters.

Parameters

- **print_name** (*bool, optional*) – whether to print name of component
- **return_dict** (*bool, optional*) – whether to return description as dictionary in the format {"name": name, "parameters": parameters}

Returns Returns dictionary if return_dict is True, else None.

Return type None or dict

property feature_importance (*self*)

Feature importance only works with linear kernels.

If the kernel isn't linear, we return a numpy array of zeros.

Returns Feature importance of fitted SVM classifier or a numpy array of zeroes if the kernel is not linear.

fit (*self*, *X*, *y=None*)

Fits estimator to data.

Parameters

- **X** (*pd.DataFrame*) – The input training data of shape [n_samples, n_features].
- **y** (*pd.Series, optional*) – The target training data of length [n_samples].

Returns self

static load (*file_path*)

Loads component at file path.

Parameters **file_path** (*str*) – Location to load file.

Returns ComponentBase object

needs_fitting (*self*)

Returns boolean determining if component needs fitting before calling predict, predict_proba, transform, or feature_importances.

This can be overridden to False for components that do not need to be fit or whose fit methods do nothing.

Returns True.

property parameters (*self*)

Returns the parameters which were used to initialize the component.

predict (*self*, *X*)

Make predictions using selected features.

Parameters **X** (*pd.DataFrame*) – Data of shape [n_samples, n_features].

Returns Predicted values.

Return type pd.Series

Raises **MethodPropertyNotFoundError** – If estimator does not have a predict method or a component_obj that implements predict.

predict_proba (*self*, *X*)

Make probability estimates for labels.

Parameters **X** (*pd.DataFrame*) – Features.

Returns Probability estimates.

Return type pd.Series

Raises **MethodPropertyNotFoundError** – If estimator does not have a predict_proba method or a component_obj that implements predict_proba.

save (*self*, *file_path*, *pickle_protocol=cloudpickle.DEFAULT_PROTOCOL*)

Saves component at file path.

Parameters

- **file_path** (*str*) – Location to save file.
- **pickle_protocol** (*int*) – The pickle data stream format.

class evalml.pipelines.components.estimators.classifiers.**VowpalWabbitBinaryClassifier** (*loss_fu learn- ing_ra de- cay_le power_ passes ran- dom_s **kwa*

Vowpal Wabbit Binary Classifier.

Parameters

- **loss_function** (*str*) – Specifies the loss function to use. One of {"squared", "classic", "hinge", "logistic", "quantile"}. Defaults to "logistic".
- **learning_rate** (*float*) – Boosting learning rate. Defaults to 0.5.
- **decay_learning_rate** (*float*) – Decay factor for learning_rate. Defaults to 1.0.
- **power_t** (*float*) – Power on learning rate decay. Defaults to 0.5.
- **passes** (*int*) – Number of training passes. Defaults to 1.
- **random_seed** (*int*) – Seed for the random number generator. Defaults to 0.

Attributes

hyper-parameter_ranges	None
model_family	ModelFamily.VOWPAL_WABBIT
modifies_features	True
modifies_target	False
name	Vowpal Wabbit Binary Classifier
supported_problem_types	[ProblemTypes.BINARY, ProblemTypes.TIME_SERIES_BINARY,]
training_only	False

Methods

clone	Constructs a new component with the same parameters and random state.
default_parameters	Returns the default parameters for this component.
describe	Describe a component and its parameters.
feature_importance	Feature importance for Vowpal Wabbit classifiers. This is not implemented.
fit	Fits estimator to data.
load	Loads component at file path.
needs_fitting	Returns boolean determining if component needs fitting before calling predict, predict_proba, transform, or feature_importances.
parameters	Returns the parameters which were used to initialize the component.
predict	Make predictions using selected features.
predict_proba	Make probability estimates for labels.
save	Saves component at file path.

clone(*self*)

Constructs a new component with the same parameters and random state.

Returns A new instance of this component with identical parameters and random state.

default_parameters(*cls*)

Returns the default parameters for this component.

Our convention is that Component.default_parameters == Component().parameters.

Returns Default parameters for this component.

Return type dict

describe(*self*, *print_name=False*, *return_dict=False*)

Describe a component and its parameters.

Parameters

- **print_name** (*bool, optional*) – whether to print name of component
- **return_dict** (*bool, optional*) – whether to return description as dictionary in the format {"name": name, "parameters": parameters}

Returns Returns dictionary if return_dict is True, else None.

Return type None or dict

property feature_importance(*self*)
Feature importance for Vowpal Wabbit classifiers. This is not implemented.

fit(*self*, *X*, *y=None*)
Fits estimator to data.

Parameters

- **X** (*pd.DataFrame*) – The input training data of shape [n_samples, n_features].
- **y** (*pd.Series, optional*) – The target training data of length [n_samples].

Returns self

static load(*file_path*)
Loads component at file path.

Parameters **file_path** (*str*) – Location to load file.

Returns ComponentBase object

needs_fitting(*self*)
Returns boolean determining if component needs fitting before calling predict, predict_proba, transform, or feature_importances.

This can be overridden to False for components that do not need to be fit or whose fit methods do nothing.

Returns True.

property parameters(*self*)
Returns the parameters which were used to initialize the component.

predict(*self*, *X*)
Make predictions using selected features.

Parameters **X** (*pd.DataFrame*) – Data of shape [n_samples, n_features].

Returns Predicted values.

Return type pd.Series

Raises **MethodPropertyNotFoundError** – If estimator does not have a predict method or a component_obj that implements predict.

predict_proba(*self*, *X*)
Make probability estimates for labels.

Parameters **X** (*pd.DataFrame*) – Features.

Returns Probability estimates.

Return type pd.Series

Raises **MethodPropertyNotFoundError** – If estimator does not have a predict_proba method or a component_obj that implements predict_proba.

save(*self*, *file_path*, *pickle_protocol=cloudpickle.DEFAULT_PROTOCOL*)
Saves component at file path.

Parameters

- **file_path** (*str*) – Location to save file.
- **pickle_protocol** (*int*) – The pickle data stream format.

class evalml.pipelines.components.estimators.classifiers.**VowpalWabbitMulticlassClassifier**(

Vowpal Wabbit Multiclass Classifier.

Parameters

- **loss_function** (*str*) – Specifies the loss function to use. One of {"squared", "classic", "hinge", "logistic", "quantile"}. Defaults to "logistic".
- **learning_rate** (*float*) – Boosting learning rate. Defaults to 0.5.
- **decay_learning_rate** (*float*) – Decay factor for learning_rate. Defaults to 1.0.
- **power_t** (*float*) – Power on learning rate decay. Defaults to 0.5.
- **random_seed** (*int*) – Seed for the random number generator. Defaults to 0.

Attributes

hyper-parameter_ranges	None
model_family	ModelFamily.VOWPAL_WABBIT
modifies_features	True
modifies_target	False
name	Vowpal Wabbit Multiclass Classifier
supported_problem_types	[ProblemTypes.MULTICLASS, ProblemTypes.TIME_SERIES_MULTICLASS,]
training_only	False

Methods

clone	Constructs a new component with the same parameters and random state.
default_parameters	Returns the default parameters for this component.
describe	Describe a component and its parameters.
feature_importance	Feature importance for Vowpal Wabbit classifiers. This is not implemented.
fit	Fits estimator to data.
load	Loads component at file path.
needs_fitting	Returns boolean determining if component needs fitting before calling predict, predict_proba, transform, or feature_importances.

continues on next page

Table 354 – continued from previous page

parameters	Returns the parameters which were used to initialize the component.
predict	Make predictions using selected features.
predict_proba	Make probability estimates for labels.
save	Saves component at file path.

clone (*self*)

Constructs a new component with the same parameters and random state.

Returns A new instance of this component with identical parameters and random state.

default_parameters (*cls*)

Returns the default parameters for this component.

Our convention is that Component.default_parameters == Component().parameters.

Returns Default parameters for this component.

Return type dict

describe (*self*, *print_name=False*, *return_dict=False*)

Describe a component and its parameters.

Parameters

- **print_name** (*bool, optional*) – whether to print name of component
- **return_dict** (*bool, optional*) – whether to return description as dictionary in the format {"name": name, "parameters": parameters}

Returns Returns dictionary if return_dict is True, else None.

Return type None or dict

property feature_importance (*self*)

Feature importance for Vowpal Wabbit classifiers. This is not implemented.

fit (*self*, *X*, *y=None*)

Fits estimator to data.

Parameters

- **X** (*pd.DataFrame*) – The input training data of shape [n_samples, n_features].
- **y** (*pd.Series, optional*) – The target training data of length [n_samples].

Returns self

static load (*file_path*)

Loads component at file path.

Parameters **file_path** (*str*) – Location to load file.

Returns ComponentBase object

needs_fitting (*self*)

Returns boolean determining if component needs fitting before calling predict, predict_proba, transform, or feature_importances.

This can be overridden to False for components that do not need to be fit or whose fit methods do nothing.

Returns True.

property parameters (*self*)

Returns the parameters which were used to initialize the component.

predict (*self*, *X*)
Make predictions using selected features.

Parameters **X** (*pd.DataFrame*) – Data of shape [n_samples, n_features].

Returns Predicted values.

Return type pd.Series

Raises **MethodPropertyNotFoundError** – If estimator does not have a predict method or a component_obj that implements predict.

predict_proba (*self*, *X*)
Make probability estimates for labels.

Parameters **X** (*pd.DataFrame*) – Features.

Returns Probability estimates.

Return type pd.Series

Raises **MethodPropertyNotFoundError** – If estimator does not have a predict_proba method or a component_obj that implements predict_proba.

save (*self*, *file_path*, *pickle_protocol=cloudpickle.DEFAULT_PROTOCOL*)
Saves component at file path.

Parameters

- **file_path** (*str*) – Location to save file.
- **pickle_protocol** (*int*) – The pickle data stream format.

class evalml.pipelines.components.estimators.classifiers.**XGBoostClassifier**(*eta=0.1*, *max_depth=6*, *min_child_weight=1*, *n_estimators=100*, *random_seed=0*, *eval_metric='logloss'*, *n_jobs=12*, ***kwargs*)

XGBoost Classifier.

Parameters

- **eta** (*float*) – Boosting learning rate. Defaults to 0.1.
- **max_depth** (*int*) – Maximum tree depth for base learners. Defaults to 6.
- **min_child_weight** (*float*) – Minimum sum of instance weight (hessian) needed in a child. Defaults to 1.0
- **n_estimators** (*int*) – Number of gradient boosted trees. Equivalent to number of boosting rounds. Defaults to 100.
- **random_seed** (*int*) – Seed for the random number generator. Defaults to 0.
- **n_jobs** (*int*) – Number of parallel threads used to run xgboost. Note that creating thread contention will significantly slow down the algorithm. Defaults to 12.

Attributes

hyper-parameter_ranges	{ "eta": Real(0.000001, 1), "max_depth": Integer(1, 10), "min_child_weight": Real(1, 10), "n_estimators": Integer(1, 1000),}
model_family	ModelFamily.XGBOOST
modifies_features	True
modifies_target	False
name	XGBoost Classifier
SEED_MAX	None
SEED_MIN	None
supported_problem_types	[ProblemTypes.BINARY, ProblemTypes.MULTICLASS, ProblemTypes.TIME_SERIES_BINARY, ProblemTypes.TIME_SERIES_MULTICLASS,]
training_only	False

Methods

clone	Constructs a new component with the same parameters and random state.
default_parameters	Returns the default parameters for this component.
describe	Describe a component and its parameters.
feature_importance	Feature importance of fitted XGBoost classifier.
fit	Fits XGBoost classifier component to data.
load	Loads component at file path.
needs_fitting	Returns boolean determining if component needs fitting before calling predict, predict_proba, transform, or feature_importances.
parameters	Returns the parameters which were used to initialize the component.
predict	Make predictions using the fitted XGBoost classifier.
predict_proba	Make predictions using the fitted CatBoost classifier.
save	Saves component at file path.

clone(*self*)

Constructs a new component with the same parameters and random state.

Returns A new instance of this component with identical parameters and random state.

default_parameters(*cls*)

Returns the default parameters for this component.

Our convention is that Component.default_parameters == Component().parameters.

Returns Default parameters for this component.

Return type dict

describe(*self*, *print_name=False*, *return_dict=False*)

Describe a component and its parameters.

Parameters

- **print_name** (*bool, optional*) – whether to print name of component

- **return_dict** (*bool, optional*) – whether to return description as dictionary in the format {"name": name, "parameters": parameters}

Returns Returns dictionary if return_dict is True, else None.

Return type None or dict

property feature_importance(*self*)
Feature importance of fitted XGBoost classifier.

fit(*self*, *X*, *y=None*)
Fits XGBoost classifier component to data.

Parameters

- **X** (*pd.DataFrame*) – The input training data of shape [n_samples, n_features].
- **y** (*pd.Series*) – The target training data of length [n_samples].

Returns self

static load(*file_path*)
Loads component at file path.

Parameters **file_path** (*str*) – Location to load file.

Returns ComponentBase object

needs_fitting(*self*)
Returns boolean determining if component needs fitting before calling predict, predict_proba, transform, or feature_importances.

This can be overridden to False for components that do not need to be fit or whose fit methods do nothing.

Returns True.

property parameters(*self*)
Returns the parameters which were used to initialize the component.

predict(*self*, *X*)
Make predictions using the fitted XGBoost classifier.

Parameters **X** (*pd.DataFrame*) – Data of shape [n_samples, n_features].

Returns Predicted values.

Return type pd.DataFrame

predict_proba(*self*, *X*)
Make predictions using the fitted CatBoost classifier.

Parameters **X** (*pd.DataFrame*) – Data of shape [n_samples, n_features].

Returns Predicted values.

Return type pd.DataFrame

save(*self*, *file_path*, *pickle_protocol=cloudpickle.DEFAULT_PROTOCOL*)
Saves component at file path.

Parameters

- **file_path** (*str*) – Location to save file.
- **pickle_protocol** (*int*) – The pickle data stream format.

regressors

Regression model components.

Submodules

arima_regressor

Autoregressive Integrated Moving Average Model. The three parameters (p, d, q) are the AR order, the degree of differencing, and the MA order. More information here: https://www.statsmodels.org/devel/generated/statsmodels.tsa.arima_model.ARIMA.html.

Module Contents

Classes Summary

ARIMARegressor	Autoregressive Integrated Moving Average Model. The three parameters (p, d, q) are the AR order, the degree of differencing, and the MA order. More information here: https://www.statsmodels.org/devel/generated/statsmodels.tsa.arima_model.ARIMA.html.

Contents

class evalml.pipelines.components.estimators.regressors.arima_regressor.**ARIMARegressor**(*time_ trend start_ d=0, start_ max_ max_ max_ sea- sona n_jol 1, ran- dom_ **kw*

Autoregressive Integrated Moving Average Model. The three parameters (p, d, q) are the AR order, the degree of differencing, and the MA order. More information here: https://www.statsmodels.org/devel/generated/statsmodels.tsa.arima_model.ARIMA.html.

Currently ARIMARegressor isn't supported via conda install. It's recommended that it be installed via PyPI.

Parameters

- **time_index** (*str*) – Specifies the name of the column in X that provides the datetime objects. Defaults to None.

- **trend** (*str*) – Controls the deterministic trend. Options are ['n', 'c', 't', 'ct'] where 'c' is a constant term, 't' indicates a linear trend, and 'ct' is both. Can also be an iterable when defining a polynomial, such as [1, 1, 0, 1].
- **start_p** (*int*) – Minimum Autoregressive order. Defaults to 2.
- **d** (*int*) – Minimum Differencing degree. Defaults to 0.
- **start_q** (*int*) – Minimum Moving Average order. Defaults to 2.
- **max_p** (*int*) – Maximum Autoregressive order. Defaults to 5.
- **max_d** (*int*) – Maximum Differencing degree. Defaults to 2.
- **max_q** (*int*) – Maximum Moving Average order. Defaults to 5.
- **seasonal** (*boolean*) – Whether to fit a seasonal model to ARIMA. Defaults to True.
- **n_jobs** (*int or None*) – Non-negative integer describing level of parallelism used for pipelines. Defaults to -1.
- **random_seed** (*int*) – Seed for the random number generator. Defaults to 0.

Attributes

hyper-parameter_ranges	{ "start_p": Integer(1, 3), "d": Integer(0, 2), "start_q": Integer(1, 3), "max_p": Integer(3, 10), "max_d": Integer(2, 5), "max_q": Integer(3, 10), "seasonal": [True, False],}
model_family	ModelFamily.ARIMA
modifies_features	True
modifies_target	False
name	ARIMA Regressor
supported_problem_types	[ProblemTypes.TIME_SERIES_REGRESSION]
training_only	False

Methods

clone	Constructs a new component with the same parameters and random state.
default_parameters	Returns the default parameters for this component.
describe	Describe a component and its parameters.
feature_importance	Returns array of 0's with a length of 1 as feature_importance is not defined for ARIMA regressor.
fit	Fits ARIMA regressor to data.
load	Loads component at file path.
needs_fitting	Returns boolean determining if component needs fitting before calling predict, predict_proba, transform, or feature_importances.
parameters	Returns the parameters which were used to initialize the component.
predict	Make predictions using fitted ARIMA regressor.
predict_proba	Make probability estimates for labels.
save	Saves component at file path.

clone (*self*)
Constructs a new component with the same parameters and random state.

Returns A new instance of this component with identical parameters and random state.

default_parameters (*cls*)
Returns the default parameters for this component.

Our convention is that Component.default_parameters == Component().parameters.

Returns Default parameters for this component.

Return type dict

describe (*self*, *print_name=False*, *return_dict=False*)
Describe a component and its parameters.

Parameters

- **print_name** (*bool, optional*) – whether to print name of component
- **return_dict** (*bool, optional*) – whether to return description as dictionary in the format {"name": name, "parameters": parameters}

Returns Returns dictionary if return_dict is True, else None.

Return type None or dict

property feature_importance (*self*)
Returns array of 0's with a length of 1 as feature_importance is not defined for ARIMA regressor.

fit (*self*, *X*, *y=None*)
Fits ARIMA regressor to data.

Parameters

- **X** (*pd.DataFrame*) – The input training data of shape [n_samples, n_features].
- **y** (*pd.Series*) – The target training data of length [n_samples].

Returns self

Raises **ValueError** – If X was passed to *fit* but not passed in *predict*.

static load (*file_path*)
Loads component at file path.

Parameters **file_path** (*str*) – Location to load file.

Returns ComponentBase object

needs_fitting (*self*)
Returns boolean determining if component needs fitting before calling predict, predict_proba, transform, or feature_importances.

This can be overridden to False for components that do not need to be fit or whose fit methods do nothing.

Returns True.

property parameters (*self*)
Returns the parameters which were used to initialize the component.

predict (*self*, *X*, *y=None*)
Make predictions using fitted ARIMA regressor.

Parameters

- **X** (*pd.DataFrame*) – Data of shape [n_samples, n_features].

- **y** (*pd.Series*) – Target data.

Returns Predicted values.

Return type pd.Series

Raises **ValueError** – If X was passed to *fit* but not passed in *predict*.

predict_proba (*self*, *X*)

Make probability estimates for labels.

Parameters **X** (*pd.DataFrame*) – Features.

Returns Probability estimates.

Return type pd.Series

Raises **MethodPropertyNotFoundError** – If estimator does not have a predict_proba method or a component_obj that implements predict_proba.

save (*self*, *file_path*, *pickle_protocol=cloudpickle.DEFAULT_PROTOCOL*)

Saves component at file path.

Parameters

- **file_path** (*str*) – Location to save file.
- **pickle_protocol** (*int*) – The pickle data stream format.

baseline_regressor

Baseline regressor that uses a simple strategy to make predictions. This is useful as a simple baseline regressor to compare with other regressors.

Module Contents

Classes Summary

BaselineRegressor	Baseline regressor that uses a simple strategy to make predictions. This is useful as a simple baseline regressor to compare with other regressors.

Contents

class evalml.pipelines.components.estimators.regressors.baseline_regressor.**BaselineRegresso**

Baseline regressor that uses a simple strategy to make predictions. This is useful as a simple baseline regressor to compare with other regressors.

Parameters

- **strategy** (*str*) – Method used to predict. Valid options are "mean", "median". Defaults to "mean".
- **random_seed** (*int*) – Seed for the random number generator. Defaults to 0.

Attributes

hyper-parameter_ranges	{}
model_family	ModelFamily.BASELINE
modifies_features	True
modifies_target	False
name	Baseline Regressor
supported_problem_types	[ProblemTypes.REGRESSION, ProblemTypes.TIME_SERIES_REGRESSION,]
training_only	False

Methods

`clone`	Constructs a new component with the same parameters and random state.
`default_parameters`	Returns the default parameters for this component.
`describe`	Describe a component and its parameters.
`feature_importance`	Returns importance associated with each feature. Since baseline regressors do not use input features to calculate predictions, returns an array of zeroes.
`fit`	Fits baseline regression component to data.
`load`	Loads component at file path.
`needs_fitting`	Returns boolean determining if component needs fitting before calling predict, predict_proba, transform, or feature_importances.
`parameters`	Returns the parameters which were used to initialize the component.
`predict`	Make predictions using the baseline regression strategy.
`predict_proba`	Make probability estimates for labels.
`save`	Saves component at file path.

clone(*self*)

Constructs a new component with the same parameters and random state.

Returns A new instance of this component with identical parameters and random state.

default_parameters(*cls*)

Returns the default parameters for this component.

Our convention is that Component.default_parameters == Component().parameters.

Returns Default parameters for this component.

Return type dict

describe(*self*, *print_name=False*, *return_dict=False*)

Describe a component and its parameters.

Parameters

- **print_name** (*bool, optional*) – whether to print name of component
- **return_dict** (*bool, optional*) – whether to return description as dictionary in the format {"name": name, "parameters": parameters}

Returns Returns dictionary if return_dict is True, else None.

Return type None or dict

property feature_importance(*self*)

Returns importance associated with each feature. Since baseline regressors do not use input features to calculate predictions, returns an array of zeroes.

Returns An array of zeroes.

Return type np.ndarray (float)

fit(*self*, *X*, *y=None*)

Fits baseline regression component to data.

Parameters

- **X** (*pd.DataFrame*) – The input training data of shape [n_samples, n_features].
- **y** (*pd.Series*) – The target training data of length [n_samples].

Returns self

Raises **ValueError** – If input y is None.

static load(*file_path*)

Loads component at file path.

Parameters **file_path** (*str*) – Location to load file.

Returns ComponentBase object

needs_fitting(*self*)

Returns boolean determining if component needs fitting before calling predict, predict_proba, transform, or feature_importances.

This can be overridden to False for components that do not need to be fit or whose fit methods do nothing.

Returns True.

property parameters(*self*)

Returns the parameters which were used to initialize the component.

predict(*self*, *X*)

Make predictions using the baseline regression strategy.

Parameters **X** (*pd.DataFrame*) – Data of shape [n_samples, n_features].

Returns Predicted values.

Return type pd.Series

predict_proba(*self*, *X*)

Make probability estimates for labels.

Parameters **X** (*pd.DataFrame*) – Features.

Returns Probability estimates.

Return type pd.Series

Raises **MethodPropertyNotFoundError** – If estimator does not have a predict_proba method or a component_obj that implements predict_proba.

save (*self*, *file_path*, *pickle_protocol=cloudpickle.DEFAULT_PROTOCOL*)
Saves component at file path.

Parameters

- **file_path** (*str*) – Location to save file.
- **pickle_protocol** (*int*) – The pickle data stream format.

catboost_regressor

CatBoost Regressor, a regressor that uses gradient-boosting on decision trees. CatBoost is an open-source library and natively supports categorical features.

Module Contents

Classes Summary

CatBoostRegressor	CatBoost Regressor, a regressor that uses gradient-boosting on decision trees. CatBoost is an open-source library and natively supports categorical features.

Contents

class evalml.pipelines.components.estimators.regressors.catboost_regressor.**CatBoostRegressor**

CatBoost Regressor, a regressor that uses gradient-boosting on decision trees. CatBoost is an open-source library and natively supports categorical features.

For more information, check out https://catboost.ai/

Parameters

- **n_estimators** (*float*) – The maximum number of trees to build. Defaults to 10.
- **eta** (*float*) – The learning rate. Defaults to 0.03.
- **max_depth** (*int*) – The maximum tree depth for base learners. Defaults to 6.
- **bootstrap_type** (*string*) – Defines the method for sampling the weights of objects. Available methods are 'Bayesian', 'Bernoulli', 'MVS'. Defaults to None.
- **silent** (*boolean*) – Whether to use the "silent" logging mode. Defaults to True.

- **allow_writing_files** (*boolean*) – Whether to allow writing snapshot files while training. Defaults to False.
- **n_jobs** (*int or None*) – Number of jobs to run in parallel. -1 uses all processes. Defaults to -1.
- **random_seed** (*int*) – Seed for the random number generator. Defaults to 0.

Attributes

hyper-parameter_ranges	{ "n_estimators": Integer(4, 100), "eta": Real(0.000001, 1), "max_depth": Integer(4, 10),}
model_family	ModelFamily.CATBOOST
modifies_features	True
modifies_target	False
name	CatBoost Regressor
supported_problem_types	[ProblemTypes.REGRESSION, ProblemTypes.TIME_SERIES_REGRESSION,]
training_only	False

Methods

clone	Constructs a new component with the same parameters and random state.
default_parameters	Returns the default parameters for this component.
describe	Describe a component and its parameters.
feature_importance	Feature importance of fitted CatBoost regressor.
fit	Fits CatBoost regressor component to data.
load	Loads component at file path.
needs_fitting	Returns boolean determining if component needs fitting before calling predict, predict_proba, transform, or feature_importances.
parameters	Returns the parameters which were used to initialize the component.
predict	Make predictions using selected features.
predict_proba	Make probability estimates for labels.
save	Saves component at file path.

clone(*self*)

Constructs a new component with the same parameters and random state.

Returns A new instance of this component with identical parameters and random state.

default_parameters(*cls*)

Returns the default parameters for this component.

Our convention is that Component.default_parameters == Component().parameters.

Returns Default parameters for this component.

Return type dict

describe (*self*, *print_name=False*, *return_dict=False*)
Describe a component and its parameters.

Parameters

- **print_name** (*bool, optional*) – whether to print name of component
- **return_dict** (*bool, optional*) – whether to return description as dictionary in the format {"name": name, "parameters": parameters}

Returns Returns dictionary if return_dict is True, else None.

Return type None or dict

property feature_importance (*self*)
Feature importance of fitted CatBoost regressor.

fit (*self*, *X*, *y=None*)
Fits CatBoost regressor component to data.

Parameters

- **X** (*pd.DataFrame*) – The input training data of shape [n_samples, n_features].
- **y** (*pd.Series*) – The target training data of length [n_samples].

Returns self

static load (*file_path*)
Loads component at file path.

Parameters **file_path** (*str*) – Location to load file.

Returns ComponentBase object

needs_fitting (*self*)
Returns boolean determining if component needs fitting before calling predict, predict_proba, transform, or feature_importances.

This can be overridden to False for components that do not need to be fit or whose fit methods do nothing.

Returns True.

property parameters (*self*)
Returns the parameters which were used to initialize the component.

predict (*self*, *X*)
Make predictions using selected features.

Parameters **X** (*pd.DataFrame*) – Data of shape [n_samples, n_features].

Returns Predicted values.

Return type pd.Series

Raises **MethodPropertyNotFoundError** – If estimator does not have a predict method or a component_obj that implements predict.

predict_proba (*self*, *X*)
Make probability estimates for labels.

Parameters **X** (*pd.DataFrame*) – Features.

Returns Probability estimates.

Return type pd.Series

Raises **MethodPropertyNotFoundError** – If estimator does not have a predict_proba method or a component_obj that implements predict_proba.

save (*self*, *file_path*, *pickle_protocol=cloudpickle.DEFAULT_PROTOCOL*)
Saves component at file path.

Parameters

- **file_path** (*str*) – Location to save file.
- **pickle_protocol** (*int*) – The pickle data stream format.

decision_tree_regressor

Decision Tree Regressor.

Module Contents

Classes Summary

DecisionTreeRegressor	Decision Tree Regressor.

Contents

class evalml.pipelines.components.estimators.regressors.decision_tree_regressor.**DecisionTre**

Decision Tree Regressor.

Parameters

- **criterion** (*{"mse", "friedman_mse", "mae", "poisson"}*) – The function to measure the quality of a split. Supported criteria are:
  - "mse" for the mean squared error, which is equal to variance reduction as feature selection criterion and minimizes the L2 loss using the mean of each terminal node
  - "friedman_mse", which uses mean squared error with Friedman"s improvement score for potential splits
  - "mae" for the mean absolute error, which minimizes the L1 loss using the median of each terminal node,
  - "poisson" which uses reduction in Poisson deviance to find splits.
- **max_features** (*int, float or {"auto", "sqrt", "log2"}*) – The number of features to consider when looking for the best split:
  - If int, then consider max_features features at each split.

- If float, then max_features is a fraction and int(max_features * n_features) features are considered at each split.
- If "auto", then max_features=sqrt(n_features).
- If "sqrt", then max_features=sqrt(n_features).
- If "log2", then max_features=log2(n_features).
- If None, then max_features = n_features.

The search for a split does not stop until at least one valid partition of the node samples is found, even if it requires to effectively inspect more than max_features features.

- **max_depth** (*int*) – The maximum depth of the tree. Defaults to 6.
- **min_samples_split** (*int or float*) – The minimum number of samples required to split an internal node:
  - If int, then consider min_samples_split as the minimum number.
  - If float, then min_samples_split is a fraction and ceil(min_samples_split * n_samples) are the minimum number of samples for each split.

  Defaults to 2.
- **min_weight_fraction_leaf** (*float*) – The minimum weighted fraction of the sum total of weights (of all the input samples) required to be at a leaf node. Defaults to 0.0.
- **random_seed** (*int*) – Seed for the random number generator. Defaults to 0.

Attributes

hyper-parameter_ranges	{ "criterion": ["mse", "friedman_mse", "mae"], "max_features": ["auto", "sqrt", "log2"], "max_depth": Integer(4, 10),}
model_family	ModelFamily.DECISION_TREE
modifies_features	True
modifies_target	False
name	Decision Tree Regressor
supported_problem_types	[ProblemTypes.REGRESSION, ProblemTypes.TIME_SERIES_REGRESSION,]
training_only	False

Methods

clone	Constructs a new component with the same parameters and random state.
default_parameters	Returns the default parameters for this component.
describe	Describe a component and its parameters.
feature_importance	Returns importance associated with each feature.
fit	Fits estimator to data.
load	Loads component at file path.

continues on next page

Table 363 – continued from previous page

needs_fitting	Returns boolean determining if component needs fitting before calling predict, predict_proba, transform, or feature_importances.
parameters	Returns the parameters which were used to initialize the component.
predict	Make predictions using selected features.
predict_proba	Make probability estimates for labels.
save	Saves component at file path.

clone (*self*)

Constructs a new component with the same parameters and random state.

Returns A new instance of this component with identical parameters and random state.

default_parameters (*cls*)

Returns the default parameters for this component.

Our convention is that Component.default_parameters == Component().parameters.

Returns Default parameters for this component.

Return type dict

describe (*self*, *print_name=False*, *return_dict=False*)

Describe a component and its parameters.

Parameters

- **print_name** (*bool, optional*) – whether to print name of component
- **return_dict** (*bool, optional*) – whether to return description as dictionary in the format {"name": name, "parameters": parameters}

Returns Returns dictionary if return_dict is True, else None.

Return type None or dict

property feature_importance (*self*)

Returns importance associated with each feature.

Returns Importance associated with each feature.

Return type np.ndarray

Raises **MethodPropertyNotFoundError** – If estimator does not have a feature_importance method or a component_obj that implements feature_importance.

fit (*self*, *X*, *y=None*)

Fits estimator to data.

Parameters

- **X** (*pd.DataFrame*) – The input training data of shape [n_samples, n_features].
- **y** (*pd.Series, optional*) – The target training data of length [n_samples].

Returns self

static load (*file_path*)

Loads component at file path.

Parameters **file_path** (*str*) – Location to load file.

Returns ComponentBase object

needs_fitting(*self*)

Returns boolean determining if component needs fitting before calling predict, predict_proba, transform, or feature_importances.

This can be overridden to False for components that do not need to be fit or whose fit methods do nothing.

Returns True.

property parameters(*self*)

Returns the parameters which were used to initialize the component.

predict(*self*, *X*)

Make predictions using selected features.

Parameters **X** (*pd.DataFrame*) – Data of shape [n_samples, n_features].

Returns Predicted values.

Return type pd.Series

Raises **MethodPropertyNotFoundError** – If estimator does not have a predict method or a component_obj that implements predict.

predict_proba(*self*, *X*)

Make probability estimates for labels.

Parameters **X** (*pd.DataFrame*) – Features.

Returns Probability estimates.

Return type pd.Series

Raises **MethodPropertyNotFoundError** – If estimator does not have a predict_proba method or a component_obj that implements predict_proba.

save(*self*, *file_path*, *pickle_protocol=cloudpickle.DEFAULT_PROTOCOL*)

Saves component at file path.

Parameters

- **file_path** (*str*) – Location to save file.
- **pickle_protocol** (*int*) – The pickle data stream format.

elasticnet_regressor

Elastic Net Regressor.

Module Contents

Classes Summary

ElasticNetRegressor	Elastic Net Regressor.

Contents

class evalml.pipelines.components.estimators.regressors.elasticnet_regressor.**ElasticNetRegr**

Elastic Net Regressor.

Parameters

- **alpha** (*float*) – Constant that multiplies the penalty terms. Defaults to 0.0001.
- **l1_ratio** (*float*) – The mixing parameter, with 0 <= l1_ratio <= 1. Only used if penalty='elasticnet'. Setting l1_ratio=0 is equivalent to using penalty='l2', while setting l1_ratio=1 is equivalent to using penalty='l1'. For 0 < l1_ratio <1, the penalty is a combination of L1 and L2. Defaults to 0.15.
- **max_iter** (*int*) – The maximum number of iterations. Defaults to 1000.
- **normalize** (*boolean*) – If True, the regressors will be normalized before regression by subtracting the mean and dividing by the l2-norm. Defaults to False.
- **random_seed** (*int*) – Seed for the random number generator. Defaults to 0.

Attributes

hyper-parameter_ranges	{ "alpha": Real(0, 1), "l1_ratio": Real(0, 1),}
model_family	ModelFamily.LINEAR_MODEL
modifies_features	True
modifies_target	False
name	Elastic Net Regressor
supported_problem_types	[ProblemTypes.REGRESSION, ProblemTypes.TIME_SERIES_REGRESSION,]
training_only	False

Methods

clone	Constructs a new component with the same parameters and random state.
default_parameters	Returns the default parameters for this component.
describe	Describe a component and its parameters.
feature_importance	Feature importance for fitted ElasticNet regressor.
fit	Fits estimator to data.
load	Loads component at file path.

continues on next page

Table 365 – continued from previous page

needs_fitting	Returns boolean determining if component needs fitting before calling predict, predict_proba, transform, or feature_importances.
parameters	Returns the parameters which were used to initialize the component.
predict	Make predictions using selected features.
predict_proba	Make probability estimates for labels.
save	Saves component at file path.

clone (*self*)

Constructs a new component with the same parameters and random state.

Returns A new instance of this component with identical parameters and random state.

default_parameters (*cls*)

Returns the default parameters for this component.

Our convention is that Component.default_parameters == Component().parameters.

Returns Default parameters for this component.

Return type dict

describe (*self*, *print_name=False*, *return_dict=False*)

Describe a component and its parameters.

Parameters

- **print_name** (*bool, optional*) – whether to print name of component
- **return_dict** (*bool, optional*) – whether to return description as dictionary in the format {"name": name, "parameters": parameters}

Returns Returns dictionary if return_dict is True, else None.

Return type None or dict

property feature_importance (*self*)

Feature importance for fitted ElasticNet regressor.

fit (*self*, *X*, *y=None*)

Fits estimator to data.

Parameters

- **X** (*pd.DataFrame*) – The input training data of shape [n_samples, n_features].
- **y** (*pd.Series, optional*) – The target training data of length [n_samples].

Returns self

static load (*file_path*)

Loads component at file path.

Parameters **file_path** (*str*) – Location to load file.

Returns ComponentBase object

needs_fitting (*self*)

Returns boolean determining if component needs fitting before calling predict, predict_proba, transform, or feature_importances.

This can be overridden to False for components that do not need to be fit or whose fit methods do nothing.

Returns True.

property parameters (*self*)
Returns the parameters which were used to initialize the component.

predict (*self*, *X*)
Make predictions using selected features.

Parameters **X** (*pd.DataFrame*) – Data of shape [n_samples, n_features].

Returns Predicted values.

Return type pd.Series

Raises **MethodPropertyNotFoundError** – If estimator does not have a predict method or a component_obj that implements predict.

predict_proba (*self*, *X*)
Make probability estimates for labels.

Parameters **X** (*pd.DataFrame*) – Features.

Returns Probability estimates.

Return type pd.Series

Raises **MethodPropertyNotFoundError** – If estimator does not have a predict_proba method or a component_obj that implements predict_proba.

save (*self*, *file_path*, *pickle_protocol=cloudpickle.DEFAULT_PROTOCOL*)
Saves component at file path.

Parameters

- **file_path** (*str*) – Location to save file.
- **pickle_protocol** (*int*) – The pickle data stream format.

et_regressor

Extra Trees Regressor.

Module Contents

Classes Summary

ExtraTreesRegressor	Extra Trees Regressor.

Contents

class evalml.pipelines.components.estimators.regressors.et_regressor.**ExtraTreesRegressor**(*n_*
m
m
m
m
*n_*

1,
ra
d
****

Extra Trees Regressor.

Parameters

- **n_estimators** (*float*) – The number of trees in the forest. Defaults to 100.
- **max_features** (*int, float or {"auto", "sqrt", "log2"}*) – The number of features to consider when looking for the best split:
  - If int, then consider max_features features at each split.
  - If float, then max_features is a fraction and int(max_features * n_features) features are considered at each split.
  - If "auto", then max_features=sqrt(n_features).
  - If "sqrt", then max_features=sqrt(n_features).
  - If "log2", then max_features=log2(n_features).
  - If None, then max_features = n_features.

  The search for a split does not stop until at least one valid partition of the node samples is found, even if it requires to effectively inspect more than max_features features. Defaults to "auto".
- **max_depth** (*int*) – The maximum depth of the tree. Defaults to 6.
- **min_samples_split** (*int or float*) – The minimum number of samples required to split an internal node:
  - If int, then consider min_samples_split as the minimum number.
  - If float, then min_samples_split is a fraction and ceil(min_samples_split * n_samples) are the minimum number of samples for each split.
- **to 2.** (*Defaults*) –
- **min_weight_fraction_leaf** (*float*) – The minimum weighted fraction of the sum total of weights (of all the input samples) required to be at a leaf node. Defaults to 0.0.
- **n_jobs** (*int or None*) – Number of jobs to run in parallel. -1 uses all processes. Defaults to -1.
- **random_seed** (*int*) – Seed for the random number generator. Defaults to 0.

Attributes

hyper-parameter_ranges	{ "n_estimators": Integer(10, 1000), "max_features": ["auto", "sqrt", "log2"], "max_depth": Integer(4, 10),}
model_family	ModelFamily.EXTRA_TREES
modifies_features	True
modifies_target	False
name	Extra Trees Regressor
supported_problem_types	[ProblemTypes.REGRESSION, ProblemTypes.TIME_SERIES_REGRESSION,]
training_only	False

Methods

clone	Constructs a new component with the same parameters and random state.
default_parameters	Returns the default parameters for this component.
describe	Describe a component and its parameters.
feature_importance	Returns importance associated with each feature.
fit	Fits estimator to data.
load	Loads component at file path.
needs_fitting	Returns boolean determining if component needs fitting before calling predict, predict_proba, transform, or feature_importances.
parameters	Returns the parameters which were used to initialize the component.
predict	Make predictions using selected features.
predict_proba	Make probability estimates for labels.
save	Saves component at file path.

clone(*self*)

Constructs a new component with the same parameters and random state.

Returns A new instance of this component with identical parameters and random state.

default_parameters(*cls*)

Returns the default parameters for this component.

Our convention is that Component.default_parameters == Component().parameters.

Returns Default parameters for this component.

Return type dict

describe(*self*, *print_name=False*, *return_dict=False*)

Describe a component and its parameters.

Parameters

- **print_name** (*bool, optional*) – whether to print name of component
- **return_dict** (*bool, optional*) – whether to return description as dictionary in the format {"name": name, "parameters": parameters}

Returns Returns dictionary if return_dict is True, else None.

Return type None or dict

property feature_importance(*self*)

Returns importance associated with each feature.

Returns Importance associated with each feature.

Return type np.ndarray

Raises **MethodPropertyNotFoundError** – If estimator does not have a feature_importance method or a component_obj that implements feature_importance.

fit(*self*, *X*, *y=None*)

Fits estimator to data.

Parameters

- **X** (*pd.DataFrame*) – The input training data of shape [n_samples, n_features].
- **y** (*pd.Series, optional*) – The target training data of length [n_samples].

Returns self

static load(*file_path*)

Loads component at file path.

Parameters **file_path** (*str*) – Location to load file.

Returns ComponentBase object

needs_fitting(*self*)

Returns boolean determining if component needs fitting before calling predict, predict_proba, transform, or feature_importances.

This can be overridden to False for components that do not need to be fit or whose fit methods do nothing.

Returns True.

property parameters(*self*)

Returns the parameters which were used to initialize the component.

predict(*self*, *X*)

Make predictions using selected features.

Parameters **X** (*pd.DataFrame*) – Data of shape [n_samples, n_features].

Returns Predicted values.

Return type pd.Series

Raises **MethodPropertyNotFoundError** – If estimator does not have a predict method or a component_obj that implements predict.

predict_proba(*self*, *X*)

Make probability estimates for labels.

Parameters **X** (*pd.DataFrame*) – Features.

Returns Probability estimates.

Return type pd.Series

Raises **MethodPropertyNotFoundError** – If estimator does not have a predict_proba method or a component_obj that implements predict_proba.

save(*self*, *file_path*, *pickle_protocol=cloudpickle.DEFAULT_PROTOCOL*)

Saves component at file path.

Parameters

- **file_path** (*str*) – Location to save file.
- **pickle_protocol** (*int*) – The pickle data stream format.

exponential_smoothing_regressor

Holt-Winters Exponential Smoothing Forecaster.

Module Contents

Classes Summary

ExponentialSmoothingRegressor	Holt-Winters Exponential Smoothing Forecaster.

Contents

class evalml.pipelines.components.estimators.regressors.exponential_smoothing_regressor.**Exp**

Holt-Winters Exponential Smoothing Forecaster.

Currently ExponentialSmoothingRegressor isn't supported via conda install. It's recommended that it be installed via PyPI.

Parameters

- **trend** (*str*) – Type of trend component. Defaults to None.
- **damped_trend** (*bool*) – If the trend component should be damped. Defaults to False.
- **seasonal** (*str*) – Type of seasonal component. Takes one of {"additive", None}. Can also be multiplicative if
- **of the target data is 0** (*none*) –
- **AutoMLSearch wiill not tune for this. Defaults to None.** (*but*) –
- **sp** (*int*) – The number of seasonal periods to consider. Defaults to 2.
- **n_jobs** (*int or None*) – Non-negative integer describing level of parallelism used for pipelines. Defaults to -1.
- **random_seed** (*int*) – Seed for the random number generator. Defaults to 0.

Attributes

hyper-parameter_ranges	{ "trend": [None, "additive"], "damped_trend": [True, False], "seasonal": [None, "additive"], "sp": Integer(2, 8),}
model_family	ModelFamily.EXPONENTIAL_SMOOTHING
modifies_features	True
modifies_target	False
name	Exponential Smoothing Regressor
supported_problem_types	[ProblemTypes.TIME_SERIES_REGRESSION]
training_only	False

Methods

clone	Constructs a new component with the same parameters and random state.
default_parameters	Returns the default parameters for this component.
describe	Describe a component and its parameters.
feature_importance	Returns array of 0's with a length of 1 as feature_importance is not defined for Exponential Smoothing regressor.
fit	Fits Exponential Smoothing Regressor to data.
load	Loads component at file path.
needs_fitting	Returns boolean determining if component needs fitting before calling predict, predict_proba, transform, or feature_importances.
parameters	Returns the parameters which were used to initialize the component.
predict	Make predictions using fitted Exponential Smoothing regressor.
predict_proba	Make probability estimates for labels.
save	Saves component at file path.

clone(*self*)

Constructs a new component with the same parameters and random state.

Returns A new instance of this component with identical parameters and random state.

default_parameters(*cls*)

Returns the default parameters for this component.

Our convention is that Component.default_parameters == Component().parameters.

Returns Default parameters for this component.

Return type dict

describe(*self*, *print_name=False*, *return_dict=False*)

Describe a component and its parameters.

Parameters

- **print_name** (*bool, optional*) – whether to print name of component

- **return_dict** (*bool, optional*) – whether to return description as dictionary in the format {"name": name, "parameters": parameters}

Returns Returns dictionary if return_dict is True, else None.

Return type None or dict

property feature_importance(*self*)

Returns array of 0's with a length of 1 as feature_importance is not defined for Exponential Smoothing regressor.

fit(*self*, *X*, *y=None*)

Fits Exponential Smoothing Regressor to data.

Parameters

- **X** (*pd.DataFrame*) – The input training data of shape [n_samples, n_features]. Ignored.
- **y** (*pd.Series*) – The target training data of length [n_samples].

Returns self

Raises **ValueError** – If y was not passed in.

static load(*file_path*)

Loads component at file path.

Parameters **file_path** (*str*) – Location to load file.

Returns ComponentBase object

needs_fitting(*self*)

Returns boolean determining if component needs fitting before calling predict, predict_proba, transform, or feature_importances.

This can be overridden to False for components that do not need to be fit or whose fit methods do nothing.

Returns True.

property parameters(*self*)

Returns the parameters which were used to initialize the component.

predict(*self*, *X*, *y=None*)

Make predictions using fitted Exponential Smoothing regressor.

Parameters

- **X** (*pd.DataFrame*) – Data of shape [n_samples, n_features]. Ignored except to set forecast horizon.
- **y** (*pd.Series*) – Target data.

Returns Predicted values.

Return type pd.Series

predict_proba(*self*, *X*)

Make probability estimates for labels.

Parameters **X** (*pd.DataFrame*) – Features.

Returns Probability estimates.

Return type pd.Series

Raises **MethodPropertyNotFoundError** – If estimator does not have a predict_proba method or a component_obj that implements predict_proba.

save (*self*, *file_path*, *pickle_protocol=cloudpickle.DEFAULT_PROTOCOL*)
Saves component at file path.

Parameters

- **file_path** (*str*) – Location to save file.
- **pickle_protocol** (*int*) – The pickle data stream format.

lightgbm_regressor

LightGBM Regressor.

Module Contents

Classes Summary

LightGBMRegressor	LightGBM Regressor.

Contents

class evalml.pipelines.components.estimators.regressors.lightgbm_regressor.**LightGBMRegressor**

LightGBM Regressor.

Parameters

- **boosting_type** (*string*) – Type of boosting to use. Defaults to "gbdt". - 'gbdt' uses traditional Gradient Boosting Decision Tree - "dart", uses Dropouts meet Multiple Additive Regression Trees - "goss", uses Gradient-based One-Side Sampling - "rf", uses Random Forest
- **learning_rate** (*float*) – Boosting learning rate. Defaults to 0.1.
- **n_estimators** (*int*) – Number of boosted trees to fit. Defaults to 100.
- **max_depth** (*int*) – Maximum tree depth for base learners, <=0 means no limit. Defaults to 0.

- **num_leaves** (*int*) – Maximum tree leaves for base learners. Defaults to 31.
- **min_child_samples** (*int*) – Minimum number of data needed in a child (leaf). Defaults to 20.
- **bagging_fraction** (*float*) – LightGBM will randomly select a subset of features on each iteration (tree) without resampling if this is smaller than 1.0. For example, if set to 0.8, LightGBM will select 80% of features before training each tree. This can be used to speed up training and deal with overfitting. Defaults to 0.9.
- **bagging_freq** (*int*) – Frequency for bagging. 0 means bagging is disabled. k means perform bagging at every k iteration. Every k-th iteration, LightGBM will randomly select bagging_fraction * 100 % of the data to use for the next k iterations. Defaults to 0.
- **n_jobs** (*int or None*) – Number of threads to run in parallel. -1 uses all threads. Defaults to -1.
- **random_seed** (*int*) – Seed for the random number generator. Defaults to 0.

Attributes

hyperparameter_ranges	{ "learning_rate": Real(0.000001, 1), "boosting_type": ["gbdt", "dart", "goss", "rf"], "n_estimators": Integer(10, 100), "max_depth": Integer(0, 10), "num_leaves": Integer(2, 100), "min_child_samples": Integer(1, 100), "bagging_fraction": Real(0.000001, 1), "bagging_freq": Integer(0, 1),}
model_family	ModelFamily.LIGHTGBM
modifies_features	True
modifies_target	False
name	LightGBM Regressor
SEED_MAX	SEED_BOUNDS.max_bound
SEED_MIN	0
supported_problem_types	[ProblemTypes.REGRESSION]
training_only	False

Methods

clone	Constructs a new component with the same parameters and random state.
default_parameters	Returns the default parameters for this component.
describe	Describe a component and its parameters.
feature_importance	Returns importance associated with each feature.
fit	Fits LightGBM regressor to data.
load	Loads component at file path.
needs_fitting	Returns boolean determining if component needs fitting before calling predict, predict_proba, transform, or feature_importances.
parameters	Returns the parameters which were used to initialize the component.
predict	Make predictions using fitted LightGBM regressor.
predict_proba	Make probability estimates for labels.
save	Saves component at file path.

clone (*self*)
Constructs a new component with the same parameters and random state.

Returns A new instance of this component with identical parameters and random state.

default_parameters (*cls*)
Returns the default parameters for this component.

Our convention is that Component.default_parameters == Component().parameters.

Returns Default parameters for this component.

Return type dict

describe (*self*, *print_name=False*, *return_dict=False*)
Describe a component and its parameters.

Parameters

- **print_name** (*bool, optional*) – whether to print name of component
- **return_dict** (*bool, optional*) – whether to return description as dictionary in the format {"name": name, "parameters": parameters}

Returns Returns dictionary if return_dict is True, else None.

Return type None or dict

property feature_importance (*self*)
Returns importance associated with each feature.

Returns Importance associated with each feature.

Return type np.ndarray

Raises **MethodPropertyNotFoundError** – If estimator does not have a feature_importance method or a component_obj that implements feature_importance.

fit (*self*, *X*, *y=None*)
Fits LightGBM regressor to data.

Parameters

- **X** (*pd.DataFrame*) – The input training data of shape [n_samples, n_features].
- **y** (*pd.Series*) – The target training data of length [n_samples].

Returns self

static load (*file_path*)
Loads component at file path.

Parameters **file_path** (*str*) – Location to load file.

Returns ComponentBase object

needs_fitting (*self*)
Returns boolean determining if component needs fitting before calling predict, predict_proba, transform, or feature_importances.

This can be overridden to False for components that do not need to be fit or whose fit methods do nothing.

Returns True.

property parameters (*self*)
Returns the parameters which were used to initialize the component.

predict (*self*, *X*)
Make predictions using fitted LightGBM regressor.

Parameters **X** (*pd.DataFrame*) – Data of shape [n_samples, n_features].

Returns Predicted values.

Return type pd.Series

predict_proba (*self*, *X*)
Make probability estimates for labels.

Parameters **X** (*pd.DataFrame*) – Features.

Returns Probability estimates.

Return type pd.Series

Raises **MethodPropertyNotFoundError** – If estimator does not have a predict_proba method or a component_obj that implements predict_proba.

save (*self*, *file_path*, *pickle_protocol=cloudpickle.DEFAULT_PROTOCOL*)
Saves component at file path.

Parameters

- **file_path** (*str*) – Location to save file.
- **pickle_protocol** (*int*) – The pickle data stream format.

linear_regressor

Linear Regressor.

Module Contents

Classes Summary

LinearRegressor	Linear Regressor.

Contents

class evalml.pipelines.components.estimators.regressors.linear_regressor.**LinearRegressor** (*fit*
no
m
iz
*n_*

1,
ra
d
****

Linear Regressor.

Parameters

- **fit_intercept** (*boolean*) – Whether to calculate the intercept for this model. If set to

False, no intercept will be used in calculations (i.e. data is expected to be centered). Defaults to True.

- **normalize** (*boolean*) – If True, the regressors will be normalized before regression by subtracting the mean and dividing by the l2-norm. This parameter is ignored when fit_intercept is set to False. Defaults to False.
- **n_jobs** (*int or None*) – Number of jobs to run in parallel. -1 uses all threads. Defaults to -1.
- **random_seed** (*int*) – Seed for the random number generator. Defaults to 0.

Attributes

hyper-parameter_ranges	{ "fit_intercept": [True, False], "normalize": [True, False]}
model_family	ModelFamily.LINEAR_MODEL
modifies_features	True
modifies_target	False
name	Linear Regressor
supported_problem_types	[ProblemTypes.REGRESSION, ProblemTypes.TIME_SERIES_REGRESSION,]
training_only	False

Methods

clone	Constructs a new component with the same parameters and random state.
default_parameters	Returns the default parameters for this component.
describe	Describe a component and its parameters.
feature_importance	Feature importance for fitted linear regressor.
fit	Fits estimator to data.
load	Loads component at file path.
needs_fitting	Returns boolean determining if component needs fitting before calling predict, predict_proba, transform, or feature_importances.
parameters	Returns the parameters which were used to initialize the component.
predict	Make predictions using selected features.
predict_proba	Make probability estimates for labels.
save	Saves component at file path.

clone (*self*)

Constructs a new component with the same parameters and random state.

Returns A new instance of this component with identical parameters and random state.

default_parameters (*cls*)

Returns the default parameters for this component.

Our convention is that Component.default_parameters == Component().parameters.

Returns Default parameters for this component.

Return type dict

describe (*self*, *print_name=False*, *return_dict=False*)

Describe a component and its parameters.

Parameters

- **print_name** (*bool, optional*) – whether to print name of component
- **return_dict** (*bool, optional*) – whether to return description as dictionary in the format {"name": name, "parameters": parameters}

Returns Returns dictionary if return_dict is True, else None.

Return type None or dict

property feature_importance (*self*)

Feature importance for fitted linear regressor.

fit (*self*, *X*, *y=None*)

Fits estimator to data.

Parameters

- **X** (*pd.DataFrame*) – The input training data of shape [n_samples, n_features].
- **y** (*pd.Series, optional*) – The target training data of length [n_samples].

Returns self

static load (*file_path*)

Loads component at file path.

Parameters **file_path** (*str*) – Location to load file.

Returns ComponentBase object

needs_fitting (*self*)

Returns boolean determining if component needs fitting before calling predict, predict_proba, transform, or feature_importances.

This can be overridden to False for components that do not need to be fit or whose fit methods do nothing.

Returns True.

property parameters (*self*)

Returns the parameters which were used to initialize the component.

predict (*self*, *X*)

Make predictions using selected features.

Parameters **X** (*pd.DataFrame*) – Data of shape [n_samples, n_features].

Returns Predicted values.

Return type pd.Series

Raises **MethodPropertyNotFoundError** – If estimator does not have a predict method or a component_obj that implements predict.

predict_proba (*self*, *X*)

Make probability estimates for labels.

Parameters **X** (*pd.DataFrame*) – Features.

Returns Probability estimates.

Return type pd.Series

Raises **MethodPropertyNotFoundError** – If estimator does not have a predict_proba method or a component_obj that implements predict_proba.

save(*self*, *file_path*, *pickle_protocol=cloudpickle.DEFAULT_PROTOCOL*)

Saves component at file path.

Parameters

- **file_path** (*str*) – Location to save file.
- **pickle_protocol** (*int*) – The pickle data stream format.

prophet_regressor

Prophet is a procedure for forecasting time series data based on an additive model where non-linear trends are fit with yearly, weekly, and daily seasonality, plus holiday effects. It works best with time series that have strong seasonal effects and several seasons of historical data. Prophet is robust to missing data and shifts in the trend, and typically handles outliers well.

Module Contents

Classes Summary

ProphetRegressor	Prophet is a procedure for forecasting time series data based on an additive model where non-linear trends are fit with yearly, weekly, and daily seasonality, plus holiday effects. It works best with time series that have strong seasonal effects and several seasons of historical data. Prophet is robust to missing data and shifts in the trend, and typically handles outliers well.

Contents

class evalml.pipelines.components.estimators.regressors.prophet_regressor.**ProphetRegressor**

Prophet is a procedure for forecasting time series data based on an additive model where non-linear trends are fit with yearly, weekly, and daily seasonality, plus holiday effects. It works best with time series that have strong seasonal effects and several seasons of historical data. Prophet is robust to missing data and shifts in the trend, and typically handles outliers well.

More information here: https://facebook.github.io/prophet/

Attributes

hyper-parameter_ranges	{ "changepoint_prior_scale": Real(0.001, 0.5), "seasonality_prior_scale": Real(0.01, 10), "holidays_prior_scale": Real(0.01, 10), "seasonality_mode": ["additive", "multiplicative"],}
model_family	ModelFamily.PROPHET
modifies_features	True
modifies_target	False
name	Prophet Regressor
supported_problem_types	[ProblemTypes.TIME_SERIES_REGRESSION]
training_only	False

Methods

build_prophet_df	Build the Prophet data to pass fit and predict on.
clone	Constructs a new component with the same parameters and random state.
default_parameters	Returns the default parameters for this component.
describe	Describe a component and its parameters.
feature_importance	Returns array of 0's with len(1) as feature_importance is not defined for Prophet regressor.
fit	Fits Prophet regressor component to data.

continues on next page

Table 375 – continued from previous page

get_params	Get parameters for the Prophet regressor.
load	Loads component at file path.
needs_fitting	Returns boolean determining if component needs fitting before calling predict, predict_proba, transform, or feature_importances.
parameters	Returns the parameters which were used to initialize the component.
predict	Make predictions using fitted Prophet regressor.
predict_proba	Make probability estimates for labels.
save	Saves component at file path.

static build_prophet_df (*X*, *y=None*, *time_index='ds'*)
Build the Prophet data to pass fit and predict on.

clone (*self*)
Constructs a new component with the same parameters and random state.

Returns A new instance of this component with identical parameters and random state.

default_parameters (*cls*)
Returns the default parameters for this component.

Returns Default parameters for this component.

Return type dict

describe (*self*, *print_name=False*, *return_dict=False*)
Describe a component and its parameters.

Parameters

- **print_name** (*bool, optional*) – whether to print name of component
- **return_dict** (*bool, optional*) – whether to return description as dictionary in the format {"name": name, "parameters": parameters}

Returns Returns dictionary if return_dict is True, else None.

Return type None or dict

property feature_importance (*self*)
Returns array of 0's with len(1) as feature_importance is not defined for Prophet regressor.

fit (*self*, *X*, *y=None*)
Fits Prophet regressor component to data.

Parameters

- **X** (*pd.DataFrame*) – The input training data of shape [n_samples, n_features].
- **y** (*pd.Series*) – The target training data of length [n_samples].

Returns self

get_params (*self*)
Get parameters for the Prophet regressor.

static load (*file_path*)
Loads component at file path.

Parameters **file_path** (*str*) – Location to load file.

Returns ComponentBase object

needs_fitting(*self*)

Returns boolean determining if component needs fitting before calling predict, predict_proba, transform, or feature_importances.

This can be overridden to False for components that do not need to be fit or whose fit methods do nothing.

Returns True.

property parameters(*self*)

Returns the parameters which were used to initialize the component.

predict(*self*, *X*, *y=None*)

Make predictions using fitted Prophet regressor.

Parameters

- **X** (*pd.DataFrame*) – Data of shape [n_samples, n_features].
- **y** (*pd.Series*) – Target data. Ignored.

Returns Predicted values.

Return type pd.Series

predict_proba(*self*, *X*)

Make probability estimates for labels.

Parameters **X** (*pd.DataFrame*) – Features.

Returns Probability estimates.

Return type pd.Series

Raises **MethodPropertyNotFoundError** – If estimator does not have a predict_proba method or a component_obj that implements predict_proba.

save(*self*, *file_path*, *pickle_protocol=cloudpickle.DEFAULT_PROTOCOL*)

Saves component at file path.

Parameters

- **file_path** (*str*) – Location to save file.
- **pickle_protocol** (*int*) – The pickle data stream format.

rf_regressor

Random Forest Regressor.

Module Contents

Classes Summary

RandomForestRegressor	Random Forest Regressor.

Contents

class evalml.pipelines.components.estimators.regressors.rf_regressor.**RandomForestRegressor**

Random Forest Regressor.

Parameters

- **n_estimators** (*float*) – The number of trees in the forest. Defaults to 100.
- **max_depth** (*int*) – Maximum tree depth for base learners. Defaults to 6.
- **n_jobs** (*int or None*) – Number of jobs to run in parallel. -1 uses all processes. Defaults to -1.
- **random_seed** (*int*) – Seed for the random number generator. Defaults to 0.

Attributes

hyper-parameter_ranges	{ "n_estimators": Integer(10, 1000), "max_depth": Integer(1, 32),}
model_family	ModelFamily.RANDOM_FOREST
modifies_features	True
modifies_target	False
name	Random Forest Regressor
supported_problem_types	[ProblemTypes.REGRESSION, ProblemTypes.TIME_SERIES_REGRESSION,]
training_only	False

Methods

clone	Constructs a new component with the same parameters and random state.
default_parameters	Returns the default parameters for this component.
describe	Describe a component and its parameters.
feature_importance	Returns importance associated with each feature.
fit	Fits estimator to data.
load	Loads component at file path.
needs_fitting	Returns boolean determining if component needs fitting before calling predict, predict_proba, transform, or feature_importances.
parameters	Returns the parameters which were used to initialize the component.
predict	Make predictions using selected features.

continues on next page

Table 377 – continued from previous page

predict_proba	Make probability estimates for labels.
save	Saves component at file path.

clone (*self*)

Constructs a new component with the same parameters and random state.

Returns A new instance of this component with identical parameters and random state.

default_parameters (*cls*)

Returns the default parameters for this component.

Our convention is that Component.default_parameters == Component().parameters.

Returns Default parameters for this component.

Return type dict

describe (*self*, *print_name=False*, *return_dict=False*)

Describe a component and its parameters.

Parameters

- **print_name** (*bool, optional*) – whether to print name of component
- **return_dict** (*bool, optional*) – whether to return description as dictionary in the format {"name": name, "parameters": parameters}

Returns Returns dictionary if return_dict is True, else None.

Return type None or dict

property feature_importance (*self*)

Returns importance associated with each feature.

Returns Importance associated with each feature.

Return type np.ndarray

Raises **MethodPropertyNotFoundError** – If estimator does not have a feature_importance method or a component_obj that implements feature_importance.

fit (*self*, *X*, *y=None*)

Fits estimator to data.

Parameters

- **X** (*pd.DataFrame*) – The input training data of shape [n_samples, n_features].
- **y** (*pd.Series, optional*) – The target training data of length [n_samples].

Returns self

static load (*file_path*)

Loads component at file path.

Parameters **file_path** (*str*) – Location to load file.

Returns ComponentBase object

needs_fitting (*self*)

Returns boolean determining if component needs fitting before calling predict, predict_proba, transform, or feature_importances.

This can be overridden to False for components that do not need to be fit or whose fit methods do nothing.

Returns True.

property parameters (*self*)
Returns the parameters which were used to initialize the component.

predict (*self*, *X*)
Make predictions using selected features.

Parameters **X** (*pd.DataFrame*) – Data of shape [n_samples, n_features].

Returns Predicted values.

Return type pd.Series

Raises **MethodPropertyNotFoundError** – If estimator does not have a predict method or a component_obj that implements predict.

predict_proba (*self*, *X*)
Make probability estimates for labels.

Parameters **X** (*pd.DataFrame*) – Features.

Returns Probability estimates.

Return type pd.Series

Raises **MethodPropertyNotFoundError** – If estimator does not have a predict_proba method or a component_obj that implements predict_proba.

save (*self*, *file_path*, *pickle_protocol=cloudpickle.DEFAULT_PROTOCOL*)
Saves component at file path.

Parameters

- **file_path** (*str*) – Location to save file.
- **pickle_protocol** (*int*) – The pickle data stream format.

svm_regressor

Support Vector Machine Regressor.

Module Contents

Classes Summary

SVMRegressor	Support Vector Machine Regressor.

Contents

class evalml.pipelines.components.estimators.regressors.svm_regressor.**SVMRegressor**(*C=1.0*, *kernel='rbf'*, *gamma='a*, *random_seed=*, ***kwargs*)

Support Vector Machine Regressor.

Parameters

- **C** (*float*) – The regularization parameter. The strength of the regularization is inversely proportional to C. Must be strictly positive. The penalty is a squared l2 penalty. Defaults to 1.0.
- **kernel** (*{"poly", "rbf", "sigmoid"}*) – Specifies the kernel type to be used in the algorithm. Defaults to "rbf".
- **gamma** (*{"scale", "auto"} or float*) – Kernel coefficient for "rbf", "poly" and "sigmoid". Defaults to "auto". - If gamma='scale' is passed then it uses 1 / (n_features * X.var()) as value of gamma - If "auto" (default), uses 1 / n_features
- **random_seed** (*int*) – Seed for the random number generator. Defaults to 0.

Attributes

hyper-parameter_ranges	{ "C": Real(0, 10), "kernel": ["poly", "rbf", "sigmoid"], "gamma": ["scale", "auto"],}
model_family	ModelFamily.SVM
modifies_features	True
modifies_target	False
name	SVM Regressor
supported_problem_types	[ProblemTypes.REGRESSION, ProblemTypes.TIME_SERIES_REGRESSION,]
training_only	False

Methods

clone	Constructs a new component with the same parameters and random state.
default_parameters	Returns the default parameters for this component.
describe	Describe a component and its parameters.
feature_importance	Feature importance of fitted SVM regresor.
fit	Fits estimator to data.
load	Loads component at file path.
needs_fitting	Returns boolean determining if component needs fitting before calling predict, predict_proba, transform, or feature_importances.
parameters	Returns the parameters which were used to initialize the component.
predict	Make predictions using selected features.
predict_proba	Make probability estimates for labels.
save	Saves component at file path.

clone(*self*)

Constructs a new component with the same parameters and random state.

Returns A new instance of this component with identical parameters and random state.

default_parameters(*cls*)

Returns the default parameters for this component.

Our convention is that Component.default_parameters == Component().parameters.

Returns Default parameters for this component.

Return type dict

describe (*self*, *print_name=False*, *return_dict=False*)

Describe a component and its parameters.

Parameters

- **print_name** (*bool, optional*) – whether to print name of component
- **return_dict** (*bool, optional*) – whether to return description as dictionary in the format {"name": name, "parameters": parameters}

Returns Returns dictionary if return_dict is True, else None.

Return type None or dict

property feature_importance (*self*)

Feature importance of fitted SVM regresor.

Only works with linear kernels. If the kernel isn't linear, we return a numpy array of zeros.

Returns The feature importance of the fitted SVM regressor, or an array of zeroes if the kernel is not linear.

fit (*self*, *X*, *y=None*)

Fits estimator to data.

Parameters

- **X** (*pd.DataFrame*) – The input training data of shape [n_samples, n_features].
- **y** (*pd.Series, optional*) – The target training data of length [n_samples].

Returns self

static load (*file_path*)

Loads component at file path.

Parameters **file_path** (*str*) – Location to load file.

Returns ComponentBase object

needs_fitting (*self*)

Returns boolean determining if component needs fitting before calling predict, predict_proba, transform, or feature_importances.

This can be overridden to False for components that do not need to be fit or whose fit methods do nothing.

Returns True.

property parameters (*self*)

Returns the parameters which were used to initialize the component.

predict (*self*, *X*)

Make predictions using selected features.

Parameters **X** (*pd.DataFrame*) – Data of shape [n_samples, n_features].

Returns Predicted values.

Return type pd.Series

Raises **MethodPropertyNotFoundError** – If estimator does not have a predict method or a component_obj that implements predict.

predict_proba (*self*, *X*)
Make probability estimates for labels.

Parameters **X** (*pd.DataFrame*) – Features.

Returns Probability estimates.

Return type pd.Series

Raises **MethodPropertyNotFoundError** – If estimator does not have a predict_proba method or a component_obj that implements predict_proba.

save (*self*, *file_path*, *pickle_protocol=cloudpickle.DEFAULT_PROTOCOL*)
Saves component at file path.

Parameters

- **file_path** (*str*) – Location to save file.
- **pickle_protocol** (*int*) – The pickle data stream format.

time_series_baseline_estimator

Time series estimator that predicts using the naive forecasting approach.

Module Contents

Classes Summary

TimeSeriesBaselineEstimator	Time series estimator that predicts using the naive forecasting approach.

Contents

class evalml.pipelines.components.estimators.regressors.time_series_baseline_estimator.**Time**

Time series estimator that predicts using the naive forecasting approach.

This is useful as a simple baseline estimator for time series problems.

Parameters

- **gap** (*int*) – Gap between prediction date and target date and must be a positive integer. If gap is 0, target date will be shifted ahead by 1 time period. Defaults to 1.
- **forecast_horizon** (*int*) – Number of time steps the model is expected to predict.
- **random_seed** (*int*) – Seed for the random number generator. Defaults to 0.

Attributes

hyper-parameter_ranges	{}
model_family	ModelFamily.BASELINE
modifies_features	True
modifies_target	False
name	Time Series Baseline Estimator
supported_problem_types	[ProblemTypes.TIME_SERIES_REGRESSION, ProblemTypes.TIME_SERIES_BINARY, ProblemTypes.TIME_SERIES_MULTICLASS,]
training_only	False

Methods

clone	Constructs a new component with the same parameters and random state.
default_parameters	Returns the default parameters for this component.
describe	Describe a component and its parameters.
feature_importance	Returns importance associated with each feature.
fit	Fits time series baseline estimator to data.
load	Loads component at file path.
needs_fitting	Returns boolean determining if component needs fitting before calling predict, predict_proba, transform, or feature_importances.
parameters	Returns the parameters which were used to initialize the component.
predict	Make predictions using fitted time series baseline estimator.
predict_proba	Make prediction probabilities using fitted time series baseline estimator.
save	Saves component at file path.

clone(*self*)

Constructs a new component with the same parameters and random state.

Returns A new instance of this component with identical parameters and random state.

default_parameters(*cls*)

Returns the default parameters for this component.

Our convention is that Component.default_parameters == Component().parameters.

Returns Default parameters for this component.

Return type dict

describe(*self*, *print_name=False*, *return_dict=False*)

Describe a component and its parameters.

Parameters

- **print_name** (*bool, optional*) – whether to print name of component

- **return_dict** (*bool, optional*) – whether to return description as dictionary in the format {"name": name, "parameters": parameters}

Returns Returns dictionary if return_dict is True, else None.

Return type None or dict

property feature_importance(*self*)

Returns importance associated with each feature.

Since baseline estimators do not use input features to calculate predictions, returns an array of zeroes.

Returns An array of zeroes.

Return type np.ndarray (float)

fit(*self*, *X*, *y=None*)

Fits time series baseline estimator to data.

Parameters

- **X** (*pd.DataFrame*) – The input training data of shape [n_samples, n_features].
- **y** (*pd.Series*) – The target training data of length [n_samples].

Returns self

Raises **ValueError** – If input y is None.

static load(*file_path*)

Loads component at file path.

Parameters **file_path** (*str*) – Location to load file.

Returns ComponentBase object

needs_fitting(*self*)

Returns boolean determining if component needs fitting before calling predict, predict_proba, transform, or feature_importances.

This can be overridden to False for components that do not need to be fit or whose fit methods do nothing.

Returns True.

property parameters(*self*)

Returns the parameters which were used to initialize the component.

predict(*self*, *X*)

Make predictions using fitted time series baseline estimator.

Parameters **X** (*pd.DataFrame*) – Data of shape [n_samples, n_features].

Returns Predicted values.

Return type pd.Series

Raises **ValueError** – If input y is None.

predict_proba(*self*, *X*)

Make prediction probabilities using fitted time series baseline estimator.

Parameters **X** (*pd.DataFrame*) – Data of shape [n_samples, n_features].

Returns Predicted probability values.

Return type pd.DataFrame

Raises **ValueError** – If input y is None.

save (*self*, *file_path*, *pickle_protocol=cloudpickle.DEFAULT_PROTOCOL*)
Saves component at file path.

Parameters

- **file_path** (*str*) – Location to save file.
- **pickle_protocol** (*int*) – The pickle data stream format.

vowpal_wabbit_regressor

Vowpal Wabbit Regressor.

Module Contents

Classes Summary

VowpalWabbitRegressor	Vowpal Wabbit Regressor.

Contents

class evalml.pipelines.components.estimators.regressors.vowpal_wabbit_regressor.**VowpalWabbi**

Vowpal Wabbit Regressor.

Parameters

- **learning_rate** (*float*) – Boosting learning rate. Defaults to 0.5.
- **decay_learning_rate** (*float*) – Decay factor for learning_rate. Defaults to 1.0.
- **power_t** (*float*) – Power on learning rate decay. Defaults to 0.5.
- **passes** (*int*) – Number of training passes. Defaults to 1.
- **random_seed** (*int*) – Seed for the random number generator. Defaults to 0.

Attributes

hyper-parameter_ranges	None
model_family	ModelFamily.VOWPAL_WABBIT
modifies_features	True
modifies_target	False
name	Vowpal Wabbit Regressor
supported_problem_types	[ProblemTypes.REGRESSION, ProblemTypes.TIME_SERIES_REGRESSION,]
training_only	False

Methods

`clone`	Constructs a new component with the same parameters and random state.
`default_parameters`	Returns the default parameters for this component.
`describe`	Describe a component and its parameters.
`feature_importance`	Feature importance for Vowpal Wabbit regressor.
`fit`	Fits estimator to data.
`load`	Loads component at file path.
`needs_fitting`	Returns boolean determining if component needs fitting before calling predict, predict_proba, transform, or feature_importances.
`parameters`	Returns the parameters which were used to initialize the component.
`predict`	Make predictions using selected features.
`predict_proba`	Make probability estimates for labels.
`save`	Saves component at file path.

clone(*self*)

Constructs a new component with the same parameters and random state.

Returns A new instance of this component with identical parameters and random state.

default_parameters(*cls*)

Returns the default parameters for this component.

Our convention is that Component.default_parameters == Component().parameters.

Returns Default parameters for this component.

Return type dict

describe(*self*, *print_name=False*, *return_dict=False*)

Describe a component and its parameters.

Parameters

- **print_name** (*bool, optional*) – whether to print name of component
- **return_dict** (*bool, optional*) – whether to return description as dictionary in the format {"name": name, "parameters": parameters}

Returns Returns dictionary if return_dict is True, else None.

Return type None or dict

property feature_importance(*self*)
Feature importance for Vowpal Wabbit regressor.

fit(*self*, *X*, *y=None*)
Fits estimator to data.

Parameters

- **X** (*pd.DataFrame*) – The input training data of shape [n_samples, n_features].
- **y** (*pd.Series, optional*) – The target training data of length [n_samples].

Returns self

static load(*file_path*)
Loads component at file path.

Parameters **file_path** (*str*) – Location to load file.

Returns ComponentBase object

needs_fitting(*self*)
Returns boolean determining if component needs fitting before calling predict, predict_proba, transform, or feature_importances.

This can be overridden to False for components that do not need to be fit or whose fit methods do nothing.

Returns True.

property parameters(*self*)
Returns the parameters which were used to initialize the component.

predict(*self*, *X*)
Make predictions using selected features.

Parameters **X** (*pd.DataFrame*) – Data of shape [n_samples, n_features].

Returns Predicted values.

Return type pd.Series

Raises **MethodPropertyNotFoundError** – If estimator does not have a predict method or a component_obj that implements predict.

predict_proba(*self*, *X*)
Make probability estimates for labels.

Parameters **X** (*pd.DataFrame*) – Features.

Returns Probability estimates.

Return type pd.Series

Raises **MethodPropertyNotFoundError** – If estimator does not have a predict_proba method or a component_obj that implements predict_proba.

save(*self*, *file_path*, *pickle_protocol=cloudpickle.DEFAULT_PROTOCOL*)
Saves component at file path.

Parameters

- **file_path** (*str*) – Location to save file.
- **pickle_protocol** (*int*) – The pickle data stream format.

xgboost_regressor

XGBoost Regressor.

Module Contents

Classes Summary

XGBoostRegressor	XGBoost Regressor.

Contents

class evalml.pipelines.components.estimators.regressors.xgboost_regressor.**XGBoostRegressor**

XGBoost Regressor.

Parameters

- **eta** (*float*) – Boosting learning rate. Defaults to 0.1.
- **max_depth** (*int*) – Maximum tree depth for base learners. Defaults to 6.
- **min_child_weight** (*float*) – Minimum sum of instance weight (hessian) needed in a child. Defaults to 1.0
- **n_estimators** (*int*) – Number of gradient boosted trees. Equivalent to number of boosting rounds. Defaults to 100.
- **random_seed** (*int*) – Seed for the random number generator. Defaults to 0.
- **n_jobs** (*int*) – Number of parallel threads used to run xgboost. Note that creating thread contention will significantly slow down the algorithm. Defaults to 12.

Attributes

hyper-parameter_ranges	{ "eta": Real(0.000001, 1), "max_depth": Integer(1, 20), "min_child_weight": Real(1, 10), "n_estimators": Integer(1, 1000),}
model_family	ModelFamily.XGBOOST
modifies_features	True
modifies_target	False
name	XGBoost Regressor
SEED_MAX	None
SEED_MIN	None
supported_problem_types	[ProblemTypes.REGRESSION, ProblemTypes.TIME_SERIES_REGRESSION,]
training_only	False

Methods

clone	Constructs a new component with the same parameters and random state.
default_parameters	Returns the default parameters for this component.
describe	Describe a component and its parameters.
feature_importance	Feature importance of fitted XGBoost regressor.
fit	Fits XGBoost regressor component to data.
load	Loads component at file path.
needs_fitting	Returns boolean determining if component needs fitting before calling predict, predict_proba, transform, or feature_importances.
parameters	Returns the parameters which were used to initialize the component.
predict	Make predictions using fitted XGBoost regressor.
predict_proba	Make probability estimates for labels.
save	Saves component at file path.

clone(*self*)

Constructs a new component with the same parameters and random state.

Returns A new instance of this component with identical parameters and random state.

default_parameters(*cls*)

Returns the default parameters for this component.

Our convention is that Component.default_parameters == Component().parameters.

Returns Default parameters for this component.

Return type dict

describe(*self*, *print_name=False*, *return_dict=False*)

Describe a component and its parameters.

Parameters

- **print_name** (*bool, optional*) – whether to print name of component

- **return_dict** (*bool, optional*) – whether to return description as dictionary in the format {"name": name, "parameters": parameters}

Returns Returns dictionary if return_dict is True, else None.

Return type None or dict

property feature_importance(*self*)
Feature importance of fitted XGBoost regressor.

fit(*self*, *X*, *y=None*)
Fits XGBoost regressor component to data.

Parameters

- **X** (*pd.DataFrame*) – The input training data of shape [n_samples, n_features].
- **y** (*pd.Series, optional*) – The target training data of length [n_samples].

Returns self

static load(*file_path*)
Loads component at file path.

Parameters **file_path** (*str*) – Location to load file.

Returns ComponentBase object

needs_fitting(*self*)
Returns boolean determining if component needs fitting before calling predict, predict_proba, transform, or feature_importances.

This can be overridden to False for components that do not need to be fit or whose fit methods do nothing.

Returns True.

property parameters(*self*)
Returns the parameters which were used to initialize the component.

predict(*self*, *X*)
Make predictions using fitted XGBoost regressor.

Parameters **X** (*pd.DataFrame*) – Data of shape [n_samples, n_features].

Returns Predicted values.

Return type pd.Series

predict_proba(*self*, *X*)
Make probability estimates for labels.

Parameters **X** (*pd.DataFrame*) – Features.

Returns Probability estimates.

Return type pd.Series

Raises **MethodPropertyNotFoundError** – If estimator does not have a predict_proba method or a component_obj that implements predict_proba.

save(*self*, *file_path*, *pickle_protocol=cloudpickle.DEFAULT_PROTOCOL*)
Saves component at file path.

Parameters

- **file_path** (*str*) – Location to save file.
- **pickle_protocol** (*int*) – The pickle data stream format.

Package Contents

Classes Summary

ARIMARegressor	Autoregressive Integrated Moving Average Model. The three parameters (p, d, q) are the AR order, the degree of differencing, and the MA order. More information here: https://www.statsmodels.org/devel/generated/statsmodels.tsa.arima_model.ARIMA.html.
BaselineRegressor	Baseline regressor that uses a simple strategy to make predictions. This is useful as a simple baseline regressor to compare with other regressors.
CatBoostRegressor	CatBoost Regressor, a regressor that uses gradient-boosting on decision trees. CatBoost is an open-source library and natively supports categorical features.
DecisionTreeRegressor	Decision Tree Regressor.
ElasticNetRegressor	Elastic Net Regressor.
ExponentialSmoothingRegressor	Holt-Winters Exponential Smoothing Forecaster.
ExtraTreesRegressor	Extra Trees Regressor.
LightGBMRegressor	LightGBM Regressor.
LinearRegressor	Linear Regressor.
ProphetRegressor	Prophet is a procedure for forecasting time series data based on an additive model where non-linear trends are fit with yearly, weekly, and daily seasonality, plus holiday effects. It works best with time series that have strong seasonal effects and several seasons of historical data. Prophet is robust to missing data and shifts in the trend, and typically handles outliers well.
RandomForestRegressor	Random Forest Regressor.
SVMRegressor	Support Vector Machine Regressor.
TimeSeriesBaselineEstimator	Time series estimator that predicts using the naive forecasting approach.
VowpalWabbitRegressor	Vowpal Wabbit Regressor.
XGBoostRegressor	XGBoost Regressor.

Contents

class evalml.pipelines.components.estimators.regressors.**ARIMARegressor**(*time_index=None, trend=None, start_p=2, d=0, start_q=2, max_p=5, max_d=2, max_q=5, seasonal=True, n_jobs=-1, random_seed=0, **kwargs*)

Autoregressive Integrated Moving Average Model. The three parameters (p, d, q) are the AR order, the degree of differencing, and the MA order. More information here: https://www.statsmodels.org/devel/generated/statsmodels.tsa.arima_model.ARIMA.html.

Currently ARIMARegressor isn't supported via conda install. It's recommended that it be installed via PyPI.

Parameters

- **time_index** (*str*) – Specifies the name of the column in X that provides the datetime objects. Defaults to None.
- **trend** (*str*) – Controls the deterministic trend. Options are ['n', 'c', 't', 'ct'] where 'c' is a constant term, 't' indicates a linear trend, and 'ct' is both. Can also be an iterable when defining a polynomial, such as [1, 1, 0, 1].
- **start_p** (*int*) – Minimum Autoregressive order. Defaults to 2.
- **d** (*int*) – Minimum Differencing degree. Defaults to 0.
- **start_q** (*int*) – Minimum Moving Average order. Defaults to 2.
- **max_p** (*int*) – Maximum Autoregressive order. Defaults to 5.
- **max_d** (*int*) – Maximum Differencing degree. Defaults to 2.
- **max_q** (*int*) – Maximum Moving Average order. Defaults to 5.
- **seasonal** (*boolean*) – Whether to fit a seasonal model to ARIMA. Defaults to True.
- **n_jobs** (*int or None*) – Non-negative integer describing level of parallelism used for pipelines. Defaults to -1.
- **random_seed** (*int*) – Seed for the random number generator. Defaults to 0.

Attributes

hyper-parameter_ranges	{ "start_p": Integer(1, 3), "d": Integer(0, 2), "start_q": Integer(1, 3), "max_p": Integer(3, 10), "max_d": Integer(2, 5), "max_q": Integer(3, 10), "seasonal": [True, False],}
model_family	ModelFamily.ARIMA
modifies_features	True
modifies_target	False
name	ARIMA Regressor
supported_problem_types	[ProblemTypes.TIME_SERIES_REGRESSION]
training_only	False

Methods

clone	Constructs a new component with the same parameters and random state.
default_parameters	Returns the default parameters for this component.
describe	Describe a component and its parameters.
feature_importance	Returns array of 0's with a length of 1 as feature_importance is not defined for ARIMA regressor.
fit	Fits ARIMA regressor to data.
load	Loads component at file path.
needs_fitting	Returns boolean determining if component needs fitting before calling predict, predict_proba, transform, or feature_importances.
parameters	Returns the parameters which were used to initialize the component.
predict	Make predictions using fitted ARIMA regressor.
predict_proba	Make probability estimates for labels.
save	Saves component at file path.

clone(*self*)

Constructs a new component with the same parameters and random state.

Returns A new instance of this component with identical parameters and random state.

default_parameters(*cls*)

Returns the default parameters for this component.

Our convention is that Component.default_parameters == Component().parameters.

Returns Default parameters for this component.

Return type dict

describe(*self*, *print_name=False*, *return_dict=False*)

Describe a component and its parameters.

Parameters

- **print_name** (*bool, optional*) – whether to print name of component
- **return_dict** (*bool, optional*) – whether to return description as dictionary in the format {"name": name, "parameters": parameters}

Returns Returns dictionary if return_dict is True, else None.

Return type None or dict

property feature_importance(*self*)

Returns array of 0's with a length of 1 as feature_importance is not defined for ARIMA regressor.

fit(*self*, *X*, *y=None*)

Fits ARIMA regressor to data.

Parameters

- **X** (*pd.DataFrame*) – The input training data of shape [n_samples, n_features].
- **y** (*pd.Series*) – The target training data of length [n_samples].

Returns self

Raises **ValueError** – If X was passed to *fit* but not passed in *predict*.

static load(*file_path*)

Loads component at file path.

Parameters **file_path** (*str*) – Location to load file.

Returns ComponentBase object

needs_fitting(*self*)

Returns boolean determining if component needs fitting before calling predict, predict_proba, transform, or feature_importances.

This can be overridden to False for components that do not need to be fit or whose fit methods do nothing.

Returns True.

property parameters(*self*)

Returns the parameters which were used to initialize the component.

predict(*self*, *X*, *y=None*)

Make predictions using fitted ARIMA regressor.

Parameters

- **X** (*pd.DataFrame*) – Data of shape [n_samples, n_features].
- **y** (*pd.Series*) – Target data.

Returns Predicted values.

Return type pd.Series

Raises **ValueError** – If X was passed to *fit* but not passed in *predict*.

predict_proba(*self*, *X*)

Make probability estimates for labels.

Parameters **X** (*pd.DataFrame*) – Features.

Returns Probability estimates.

Return type pd.Series

Raises **MethodPropertyNotFoundError** – If estimator does not have a predict_proba method or a component_obj that implements predict_proba.

save(*self*, *file_path*, *pickle_protocol=cloudpickle.DEFAULT_PROTOCOL*)

Saves component at file path.

Parameters

- **file_path** (*str*) – Location to save file.
- **pickle_protocol** (*int*) – The pickle data stream format.

class evalml.pipelines.components.estimators.regressors.**BaselineRegressor**(*strategy='mean', random_seed=0, **kwargs*)

Baseline regressor that uses a simple strategy to make predictions. This is useful as a simple baseline regressor to compare with other regressors.

Parameters

- **strategy** (*str*) – Method used to predict. Valid options are "mean", "median". Defaults to "mean".
- **random_seed** (*int*) – Seed for the random number generator. Defaults to 0.

Attributes

hyperparameter_ranges	{}
model_family	ModelFamily.BASELINE
modifies_features	True
modifies_target	False
name	Baseline Regressor
supported_problem_types	[ProblemTypes.REGRESSION, ProblemTypes.TIME_SERIES_REGRESSION,]
training_only	False

Methods

clone	Constructs a new component with the same parameters and random state.
default_parameters	Returns the default parameters for this component.
describe	Describe a component and its parameters.
feature_importance	Returns importance associated with each feature. Since baseline regressors do not use input features to calculate predictions, returns an array of zeroes.
fit	Fits baseline regression component to data.
load	Loads component at file path.
needs_fitting	Returns boolean determining if component needs fitting before calling predict, predict_proba, transform, or feature_importances.
parameters	Returns the parameters which were used to initialize the component.
predict	Make predictions using the baseline regression strategy.
predict_proba	Make probability estimates for labels.

continues on next page

Table 388 – continued from previous page

`save`	Saves component at file path.

clone (*self*)

Constructs a new component with the same parameters and random state.

Returns A new instance of this component with identical parameters and random state.

default_parameters (*cls*)

Returns the default parameters for this component.

Our convention is that Component.default_parameters == Component().parameters.

Returns Default parameters for this component.

Return type dict

describe (*self*, *print_name=False*, *return_dict=False*)

Describe a component and its parameters.

Parameters

- **print_name** (*bool, optional*) – whether to print name of component
- **return_dict** (*bool, optional*) – whether to return description as dictionary in the format {"name": name, "parameters": parameters}

Returns Returns dictionary if return_dict is True, else None.

Return type None or dict

property feature_importance (*self*)

Returns importance associated with each feature. Since baseline regressors do not use input features to calculate predictions, returns an array of zeroes.

Returns An array of zeroes.

Return type np.ndarray (float)

fit (*self*, *X*, *y=None*)

Fits baseline regression component to data.

Parameters

- **X** (*pd.DataFrame*) – The input training data of shape [n_samples, n_features].
- **y** (*pd.Series*) – The target training data of length [n_samples].

Returns self

Raises **ValueError** – If input y is None.

static load (*file_path*)

Loads component at file path.

Parameters **file_path** (*str*) – Location to load file.

Returns ComponentBase object

needs_fitting (*self*)

Returns boolean determining if component needs fitting before calling predict, predict_proba, transform, or feature_importances.

This can be overridden to False for components that do not need to be fit or whose fit methods do nothing.

Returns True.

property parameters (*self*)
Returns the parameters which were used to initialize the component.

predict (*self*, *X*)
Make predictions using the baseline regression strategy.

Parameters **X** (*pd.DataFrame*) – Data of shape [n_samples, n_features].

Returns Predicted values.

Return type pd.Series

predict_proba (*self*, *X*)
Make probability estimates for labels.

Parameters **X** (*pd.DataFrame*) – Features.

Returns Probability estimates.

Return type pd.Series

Raises **MethodPropertyNotFoundError** – If estimator does not have a predict_proba method or a component_obj that implements predict_proba.

save (*self*, *file_path*, *pickle_protocol=cloudpickle.DEFAULT_PROTOCOL*)
Saves component at file path.

Parameters

- **file_path** (*str*) – Location to save file.
- **pickle_protocol** (*int*) – The pickle data stream format.

class evalml.pipelines.components.estimators.regressors.**CatBoostRegressor**(*n_estimators=10*, *eta=0.03*, *max_depth=6*, *bootstrap_type=None*, *silent=False*, *allow_writing_files=False* *random_seed=0*, *n_jobs=-1*, ***kwargs*)

CatBoost Regressor, a regressor that uses gradient-boosting on decision trees. CatBoost is an open-source library and natively supports categorical features.

For more information, check out https://catboost.ai/

Parameters

- **n_estimators** (*float*) – The maximum number of trees to build. Defaults to 10.
- **eta** (*float*) – The learning rate. Defaults to 0.03.
- **max_depth** (*int*) – The maximum tree depth for base learners. Defaults to 6.
- **bootstrap_type** (*string*) – Defines the method for sampling the weights of objects. Available methods are 'Bayesian', 'Bernoulli', 'MVS'. Defaults to None.
- **silent** (*boolean*) – Whether to use the "silent" logging mode. Defaults to True.

- **allow_writing_files** (*boolean*) – Whether to allow writing snapshot files while training. Defaults to False.
- **n_jobs** (*int or None*) – Number of jobs to run in parallel. -1 uses all processes. Defaults to -1.
- **random_seed** (*int*) – Seed for the random number generator. Defaults to 0.

Attributes

hyper-parameter_ranges	{ "n_estimators": Integer(4, 100), "eta": Real(0.000001, 1), "max_depth": Integer(4, 10),}
model_family	ModelFamily.CATBOOST
modifies_features	True
modifies_target	False
name	CatBoost Regressor
supported_problem_types	[ProblemTypes.REGRESSION, ProblemTypes.TIME_SERIES_REGRESSION,]
training_only	False

Methods

clone	Constructs a new component with the same parameters and random state.
default_parameters	Returns the default parameters for this component.
describe	Describe a component and its parameters.
feature_importance	Feature importance of fitted CatBoost regressor.
fit	Fits CatBoost regressor component to data.
load	Loads component at file path.
needs_fitting	Returns boolean determining if component needs fitting before calling predict, predict_proba, transform, or feature_importances.
parameters	Returns the parameters which were used to initialize the component.
predict	Make predictions using selected features.
predict_proba	Make probability estimates for labels.
save	Saves component at file path.

clone(*self*)

Constructs a new component with the same parameters and random state.

Returns A new instance of this component with identical parameters and random state.

default_parameters(*cls*)

Returns the default parameters for this component.

Our convention is that Component.default_parameters == Component().parameters.

Returns Default parameters for this component.

Return type dict

describe (*self*, *print_name=False*, *return_dict=False*)
Describe a component and its parameters.

Parameters

- **print_name** (*bool, optional*) – whether to print name of component
- **return_dict** (*bool, optional*) – whether to return description as dictionary in the format {"name": name, "parameters": parameters}

Returns Returns dictionary if return_dict is True, else None.

Return type None or dict

property feature_importance (*self*)
Feature importance of fitted CatBoost regressor.

fit (*self*, *X*, *y=None*)
Fits CatBoost regressor component to data.

Parameters

- **X** (*pd.DataFrame*) – The input training data of shape [n_samples, n_features].
- **y** (*pd.Series*) – The target training data of length [n_samples].

Returns self

static load (*file_path*)
Loads component at file path.

Parameters **file_path** (*str*) – Location to load file.

Returns ComponentBase object

needs_fitting (*self*)
Returns boolean determining if component needs fitting before calling predict, predict_proba, transform, or feature_importances.

This can be overridden to False for components that do not need to be fit or whose fit methods do nothing.

Returns True.

property parameters (*self*)
Returns the parameters which were used to initialize the component.

predict (*self*, *X*)
Make predictions using selected features.

Parameters **X** (*pd.DataFrame*) – Data of shape [n_samples, n_features].

Returns Predicted values.

Return type pd.Series

Raises **MethodPropertyNotFoundError** – If estimator does not have a predict method or a component_obj that implements predict.

predict_proba (*self*, *X*)
Make probability estimates for labels.

Parameters **X** (*pd.DataFrame*) – Features.

Returns Probability estimates.

Return type pd.Series

Raises **MethodPropertyNotFoundError** – If estimator does not have a predict_proba method or a component_obj that implements predict_proba.

save(*self*, *file_path*, *pickle_protocol=cloudpickle.DEFAULT_PROTOCOL*)

Saves component at file path.

Parameters

- **file_path** (*str*) – Location to save file.
- **pickle_protocol** (*int*) – The pickle data stream format.

class evalml.pipelines.components.estimators.regressors.**DecisionTreeRegressor**(*criterion='mse', max_features='aut max_depth=6, min_samples_split min_weight_fracti ran-dom_seed=0, **kwargs*)

Decision Tree Regressor.

Parameters

- **criterion** (*{"mse", "friedman_mse", "mae", "poisson"}*) – The function to measure the quality of a split. Supported criteria are:
  - "mse" for the mean squared error, which is equal to variance reduction as feature selection criterion and minimizes the L2 loss using the mean of each terminal node
  - "friedman_mse", which uses mean squared error with Friedman"s improvement score for potential splits
  - "mae" for the mean absolute error, which minimizes the L1 loss using the median of each terminal node,
  - "poisson" which uses reduction in Poisson deviance to find splits.
- **max_features** (*int, float or {"auto", "sqrt", "log2"}*) – The number of features to consider when looking for the best split:
  - If int, then consider max_features features at each split.
  - If float, then max_features is a fraction and int(max_features * n_features) features are considered at each split.
  - If "auto", then max_features=sqrt(n_features).
  - If "sqrt", then max_features=sqrt(n_features).
  - If "log2", then max_features=log2(n_features).
  - If None, then max_features = n_features.

  The search for a split does not stop until at least one valid partition of the node samples is found, even if it requires to effectively inspect more than max_features features.
- **max_depth** (*int*) – The maximum depth of the tree. Defaults to 6.
- **min_samples_split** (*int or float*) – The minimum number of samples required to split an internal node:
  - If int, then consider min_samples_split as the minimum number.
  - If float, then min_samples_split is a fraction and ceil(min_samples_split * n_samples) are the minimum number of samples for each split.

Defaults to 2.

- **min_weight_fraction_leaf** (*float*) – The minimum weighted fraction of the sum total of weights (of all the input samples) required to be at a leaf node. Defaults to 0.0.
- **random_seed** (*int*) – Seed for the random number generator. Defaults to 0.

Attributes

hyper-parameter_ranges	{ "criterion": ["mse", "friedman_mse", "mae"], "max_features": ["auto", "sqrt", "log2"], "max_depth": Integer(4, 10),}
model_family	ModelFamily.DECISION_TREE
modifies_features	True
modifies_target	False
name	Decision Tree Regressor
supported_problem_types	[ProblemTypes.REGRESSION, ProblemTypes.TIME_SERIES_REGRESSION,]
training_only	False

Methods

clone	Constructs a new component with the same parameters and random state.
default_parameters	Returns the default parameters for this component.
describe	Describe a component and its parameters.
feature_importance	Returns importance associated with each feature.
fit	Fits estimator to data.
load	Loads component at file path.
needs_fitting	Returns boolean determining if component needs fitting before calling predict, predict_proba, transform, or feature_importances.
parameters	Returns the parameters which were used to initialize the component.
predict	Make predictions using selected features.
predict_proba	Make probability estimates for labels.
save	Saves component at file path.

clone (*self*)

Constructs a new component with the same parameters and random state.

Returns A new instance of this component with identical parameters and random state.

default_parameters (*cls*)

Returns the default parameters for this component.

Our convention is that Component.default_parameters == Component().parameters.

Returns Default parameters for this component.

Return type dict

describe (*self*, *print_name=False*, *return_dict=False*)

Describe a component and its parameters.

Parameters

- **print_name** (*bool, optional*) – whether to print name of component
- **return_dict** (*bool, optional*) – whether to return description as dictionary in the format {"name": name, "parameters": parameters}

Returns Returns dictionary if return_dict is True, else None.

Return type None or dict

property feature_importance(*self*)

Returns importance associated with each feature.

Returns Importance associated with each feature.

Return type np.ndarray

Raises **MethodPropertyNotFoundError** – If estimator does not have a feature_importance method or a component_obj that implements feature_importance.

fit(*self*, *X*, *y=None*)

Fits estimator to data.

Parameters

- **X** (*pd.DataFrame*) – The input training data of shape [n_samples, n_features].
- **y** (*pd.Series, optional*) – The target training data of length [n_samples].

Returns self

static load(*file_path*)

Loads component at file path.

Parameters **file_path** (*str*) – Location to load file.

Returns ComponentBase object

needs_fitting(*self*)

Returns boolean determining if component needs fitting before calling predict, predict_proba, transform, or feature_importances.

This can be overridden to False for components that do not need to be fit or whose fit methods do nothing.

Returns True.

property parameters(*self*)

Returns the parameters which were used to initialize the component.

predict(*self*, *X*)

Make predictions using selected features.

Parameters **X** (*pd.DataFrame*) – Data of shape [n_samples, n_features].

Returns Predicted values.

Return type pd.Series

Raises **MethodPropertyNotFoundError** – If estimator does not have a predict method or a component_obj that implements predict.

predict_proba(*self*, *X*)

Make probability estimates for labels.

Parameters **X** (*pd.DataFrame*) – Features.

Returns Probability estimates.

Return type pd.Series

Raises **MethodPropertyNotFoundError** – If estimator does not have a predict_proba method or a component_obj that implements predict_proba.

save(*self*, *file_path*, *pickle_protocol=cloudpickle.DEFAULT_PROTOCOL*)

Saves component at file path.

Parameters

- **file_path** (*str*) – Location to save file.
- **pickle_protocol** (*int*) – The pickle data stream format.

class evalml.pipelines.components.estimators.regressors.**ElasticNetRegressor**(*alpha=0.0001*, *l1_ratio=0.15*, *max_iter=1000*, *normalize=False*, *random_seed=0*, ***kwargs*)

Elastic Net Regressor.

Parameters

- **alpha** (*float*) – Constant that multiplies the penalty terms. Defaults to 0.0001.
- **l1_ratio** (*float*) – The mixing parameter, with 0 <= l1_ratio <= 1. Only used if penalty='elasticnet'. Setting l1_ratio=0 is equivalent to using penalty='l2', while setting l1_ratio=1 is equivalent to using penalty='l1'. For 0 < l1_ratio <1, the penalty is a combination of L1 and L2. Defaults to 0.15.
- **max_iter** (*int*) – The maximum number of iterations. Defaults to 1000.
- **normalize** (*boolean*) – If True, the regressors will be normalized before regression by subtracting the mean and dividing by the l2-norm. Defaults to False.
- **random_seed** (*int*) – Seed for the random number generator. Defaults to 0.

Attributes

hyper-parameter_ranges	{ "alpha": Real(0, 1), "l1_ratio": Real(0, 1),}
model_family	ModelFamily.LINEAR_MODEL
modifies_features	True
modifies_target	False
name	Elastic Net Regressor
supported_problem_types	[ProblemTypes.REGRESSION, ProblemTypes.TIME_SERIES_REGRESSION,]
training_only	False

Methods

clone	Constructs a new component with the same parameters and random state.
default_parameters	Returns the default parameters for this component.
describe	Describe a component and its parameters.
feature_importance	Feature importance for fitted ElasticNet regressor.
fit	Fits estimator to data.
load	Loads component at file path.
needs_fitting	Returns boolean determining if component needs fitting before calling predict, predict_proba, transform, or feature_importances.
parameters	Returns the parameters which were used to initialize the component.
predict	Make predictions using selected features.
predict_proba	Make probability estimates for labels.
save	Saves component at file path.

clone (*self*)

Constructs a new component with the same parameters and random state.

Returns A new instance of this component with identical parameters and random state.

default_parameters (*cls*)

Returns the default parameters for this component.

Our convention is that Component.default_parameters == Component().parameters.

Returns Default parameters for this component.

Return type dict

describe (*self*, *print_name=False*, *return_dict=False*)

Describe a component and its parameters.

Parameters

- **print_name** (*bool, optional*) – whether to print name of component
- **return_dict** (*bool, optional*) – whether to return description as dictionary in the format {"name": name, "parameters": parameters}

Returns Returns dictionary if return_dict is True, else None.

Return type None or dict

property feature_importance (*self*)

Feature importance for fitted ElasticNet regressor.

fit (*self*, *X*, *y=None*)

Fits estimator to data.

Parameters

- **X** (*pd.DataFrame*) – The input training data of shape [n_samples, n_features].
- **y** (*pd.Series, optional*) – The target training data of length [n_samples].

Returns self

static load (*file_path*)

Loads component at file path.

Parameters **file_path** (*str*) – Location to load file.

Returns ComponentBase object

needs_fitting(*self*)

Returns boolean determining if component needs fitting before calling predict, predict_proba, transform, or feature_importances.

This can be overridden to False for components that do not need to be fit or whose fit methods do nothing.

Returns True.

property parameters(*self*)

Returns the parameters which were used to initialize the component.

predict(*self*, *X*)

Make predictions using selected features.

Parameters **X** (*pd.DataFrame*) – Data of shape [n_samples, n_features].

Returns Predicted values.

Return type pd.Series

Raises **MethodPropertyNotFoundError** – If estimator does not have a predict method or a component_obj that implements predict.

predict_proba(*self*, *X*)

Make probability estimates for labels.

Parameters **X** (*pd.DataFrame*) – Features.

Returns Probability estimates.

Return type pd.Series

Raises **MethodPropertyNotFoundError** – If estimator does not have a predict_proba method or a component_obj that implements predict_proba.

save(*self*, *file_path*, *pickle_protocol=cloudpickle.DEFAULT_PROTOCOL*)

Saves component at file path.

Parameters

- **file_path** (*str*) – Location to save file.
- **pickle_protocol** (*int*) – The pickle data stream format.

class evalml.pipelines.components.estimators.regressors.**ExponentialSmoothingRegressor**(*trend=*
dampe
sea-
sonal=
sp=2,
n_jobs

1,
ran-
dom_s
***kwa*

Holt-Winters Exponential Smoothing Forecaster.

Currently ExponentialSmoothingRegressor isn't supported via conda install. It's recommended that it be installed via PyPI.

Parameters

- **trend** (*str*) – Type of trend component. Defaults to None.

- **damped_trend** (*bool*) – If the trend component should be damped. Defaults to False.
- **seasonal** (*str*) – Type of seasonal component. Takes one of {"additive", None}. Can also be multiplicative if
- **of the target data is 0** (*none*) –
- **AutoMLSearch wiill not tune for this. Defaults to None.** (*but*) –
- **sp** (*int*) – The number of seasonal periods to consider. Defaults to 2.
- **n_jobs** (*int or None*) – Non-negative integer describing level of parallelism used for pipelines. Defaults to -1.
- **random_seed** (*int*) – Seed for the random number generator. Defaults to 0.

Attributes

hyper-parameter_ranges	{ "trend": [None, "additive"], "damped_trend": [True, False], "seasonal": [None, "additive"], "sp": Integer(2, 8),}
model_family	ModelFamily.EXPONENTIAL_SMOOTHING
modifies_features	True
modifies_target	False
name	Exponential Smoothing Regressor
supported_problem_types	[ProblemTypes.TIME_SERIES_REGRESSION]
training_only	False

Methods

clone	Constructs a new component with the same parameters and random state.
default_parameters	Returns the default parameters for this component.
describe	Describe a component and its parameters.
feature_importance	Returns array of 0's with a length of 1 as feature_importance is not defined for Exponential Smoothing regressor.
fit	Fits Exponential Smoothing Regressor to data.
load	Loads component at file path.
needs_fitting	Returns boolean determining if component needs fitting before calling predict, predict_proba, transform, or feature_importances.
parameters	Returns the parameters which were used to initialize the component.
predict	Make predictions using fitted Exponential Smoothing regressor.
predict_proba	Make probability estimates for labels.
save	Saves component at file path.

clone (*self*)

Constructs a new component with the same parameters and random state.

Returns A new instance of this component with identical parameters and random state.

default_parameters (*cls*)

Returns the default parameters for this component.

Our convention is that Component.default_parameters == Component().parameters.

Returns Default parameters for this component.

Return type dict

describe (*self*, *print_name=False*, *return_dict=False*)

Describe a component and its parameters.

Parameters

- **print_name** (*bool, optional*) – whether to print name of component
- **return_dict** (*bool, optional*) – whether to return description as dictionary in the format {"name": name, "parameters": parameters}

Returns Returns dictionary if return_dict is True, else None.

Return type None or dict

property feature_importance (*self*)

Returns array of 0's with a length of 1 as feature_importance is not defined for Exponential Smoothing regressor.

fit (*self*, *X*, *y=None*)

Fits Exponential Smoothing Regressor to data.

Parameters

- **X** (*pd.DataFrame*) – The input training data of shape [n_samples, n_features]. Ignored.
- **y** (*pd.Series*) – The target training data of length [n_samples].

Returns self

Raises **ValueError** – If y was not passed in.

static load (*file_path*)

Loads component at file path.

Parameters **file_path** (*str*) – Location to load file.

Returns ComponentBase object

needs_fitting (*self*)

Returns boolean determining if component needs fitting before calling predict, predict_proba, transform, or feature_importances.

This can be overridden to False for components that do not need to be fit or whose fit methods do nothing.

Returns True.

property parameters (*self*)

Returns the parameters which were used to initialize the component.

predict (*self*, *X*, *y=None*)

Make predictions using fitted Exponential Smoothing regressor.

Parameters

- **X** (*pd.DataFrame*) – Data of shape [n_samples, n_features]. Ignored except to set forecast horizon.

- **y** (*pd.Series*) – Target data.

Returns Predicted values.

Return type pd.Series

predict_proba (*self*, *X*)

Make probability estimates for labels.

Parameters **X** (*pd.DataFrame*) – Features.

Returns Probability estimates.

Return type pd.Series

Raises **MethodPropertyNotFoundError** – If estimator does not have a predict_proba method or a component_obj that implements predict_proba.

save (*self*, *file_path*, *pickle_protocol=cloudpickle.DEFAULT_PROTOCOL*)

Saves component at file path.

Parameters

- **file_path** (*str*) – Location to save file.
- **pickle_protocol** (*int*) – The pickle data stream format.

class evalml.pipelines.components.estimators.regressors.**ExtraTreesRegressor** (*n_estimators=100*, *max_features='auto'*, *max_depth=6*, *min_samples_split=2*, *min_weight_fraction_leaf=0.0*, *n_jobs=-1*, *random_seed=0*, ***kwargs*)

Extra Trees Regressor.

Parameters

- **n_estimators** (*float*) – The number of trees in the forest. Defaults to 100.
- **max_features** (*int, float or {"auto", "sqrt", "log2"}*) – The number of features to consider when looking for the best split:
  - If int, then consider max_features features at each split.
  - If float, then max_features is a fraction and int(max_features * n_features) features are considered at each split.
  - If "auto", then max_features=sqrt(n_features).
  - If "sqrt", then max_features=sqrt(n_features).
  - If "log2", then max_features=log2(n_features).
  - If None, then max_features = n_features.

  The search for a split does not stop until at least one valid partition of the node samples is found, even if it requires to effectively inspect more than max_features features. Defaults to "auto".
- **max_depth** (*int*) – The maximum depth of the tree. Defaults to 6.

- **min_samples_split** (*int or float*) – The minimum number of samples required to split an internal node:
  - If int, then consider min_samples_split as the minimum number.
  - If float, then min_samples_split is a fraction and ceil(min_samples_split * n_samples) are the minimum number of samples for each split.
- **to 2.** (*Defaults*) –
- **min_weight_fraction_leaf** (*float*) – The minimum weighted fraction of the sum total of weights (of all the input samples) required to be at a leaf node. Defaults to 0.0.
- **n_jobs** (*int or None*) – Number of jobs to run in parallel. -1 uses all processes. Defaults to -1.
- **random_seed** (*int*) – Seed for the random number generator. Defaults to 0.

Attributes

hyper-parameter_ranges	{ "n_estimators": Integer(10, 1000), "max_features": ["auto", "sqrt", "log2"], "max_depth": Integer(4, 10),}
model_family	ModelFamily.EXTRA_TREES
modifies_features	True
modifies_target	False
name	Extra Trees Regressor
supported_problem_types	[ProblemTypes.REGRESSION, ProblemTypes.TIME_SERIES_REGRESSION,]
training_only	False

Methods

clone	Constructs a new component with the same parameters and random state.
default_parameters	Returns the default parameters for this component.
describe	Describe a component and its parameters.
feature_importance	Returns importance associated with each feature.
fit	Fits estimator to data.
load	Loads component at file path.
needs_fitting	Returns boolean determining if component needs fitting before calling predict, predict_proba, transform, or feature_importances.
parameters	Returns the parameters which were used to initialize the component.
predict	Make predictions using selected features.
predict_proba	Make probability estimates for labels.
save	Saves component at file path.

clone(*self*)

Constructs a new component with the same parameters and random state.

Returns A new instance of this component with identical parameters and random state.

default_parameters (*cls*)
Returns the default parameters for this component.

Our convention is that Component.default_parameters == Component().parameters.

Returns Default parameters for this component.

Return type dict

describe (*self*, *print_name=False*, *return_dict=False*)
Describe a component and its parameters.

Parameters

- **print_name** (*bool, optional*) – whether to print name of component
- **return_dict** (*bool, optional*) – whether to return description as dictionary in the format {"name": name, "parameters": parameters}

Returns Returns dictionary if return_dict is True, else None.

Return type None or dict

property feature_importance (*self*)
Returns importance associated with each feature.

Returns Importance associated with each feature.

Return type np.ndarray

Raises **MethodPropertyNotFoundError** – If estimator does not have a feature_importance method or a component_obj that implements feature_importance.

fit (*self*, *X*, *y=None*)
Fits estimator to data.

Parameters

- **X** (*pd.DataFrame*) – The input training data of shape [n_samples, n_features].
- **y** (*pd.Series, optional*) – The target training data of length [n_samples].

Returns self

static load (*file_path*)
Loads component at file path.

Parameters **file_path** (*str*) – Location to load file.

Returns ComponentBase object

needs_fitting (*self*)
Returns boolean determining if component needs fitting before calling predict, predict_proba, transform, or feature_importances.

This can be overridden to False for components that do not need to be fit or whose fit methods do nothing.

Returns True.

property parameters (*self*)
Returns the parameters which were used to initialize the component.

predict (*self*, *X*)
Make predictions using selected features.

Parameters **X** (*pd.DataFrame*) – Data of shape [n_samples, n_features].

Returns Predicted values.

Return type pd.Series

Raises **MethodPropertyNotFoundError** – If estimator does not have a predict method or a component_obj that implements predict.

predict_proba(*self*, *X*)

Make probability estimates for labels.

Parameters **X** (*pd.DataFrame*) – Features.

Returns Probability estimates.

Return type pd.Series

Raises **MethodPropertyNotFoundError** – If estimator does not have a predict_proba method or a component_obj that implements predict_proba.

save(*self*, *file_path*, *pickle_protocol=cloudpickle.DEFAULT_PROTOCOL*)

Saves component at file path.

Parameters

- **file_path** (*str*) – Location to save file.
- **pickle_protocol** (*int*) – The pickle data stream format.

class evalml.pipelines.components.estimators.regressors.**LightGBMRegressor**(*boosting_type='gbdt', learning_rate=0.1, n_estimators=20, max_depth=0, num_leaves=31, min_child_samples=20, bagging_fraction=0.9, bagging_freq=0, n_jobs=-1, random_seed=0, **kwargs*)

LightGBM Regressor.

Parameters

- **boosting_type** (*string*) – Type of boosting to use. Defaults to "gbdt". - 'gbdt' uses traditional Gradient Boosting Decision Tree - "dart", uses Dropouts meet Multiple Additive Regression Trees - "goss", uses Gradient-based One-Side Sampling - "rf", uses Random Forest
- **learning_rate** (*float*) – Boosting learning rate. Defaults to 0.1.
- **n_estimators** (*int*) – Number of boosted trees to fit. Defaults to 100.
- **max_depth** (*int*) – Maximum tree depth for base learners, <=0 means no limit. Defaults to 0.
- **num_leaves** (*int*) – Maximum tree leaves for base learners. Defaults to 31.
- **min_child_samples** (*int*) – Minimum number of data needed in a child (leaf). Defaults to 20.

- **bagging_fraction** (*float*) – LightGBM will randomly select a subset of features on each iteration (tree) without resampling if this is smaller than 1.0. For example, if set to 0.8, LightGBM will select 80% of features before training each tree. This can be used to speed up training and deal with overfitting. Defaults to 0.9.
- **bagging_freq** (*int*) – Frequency for bagging. 0 means bagging is disabled. k means perform bagging at every k iteration. Every k-th iteration, LightGBM will randomly select bagging_fraction * 100 % of the data to use for the next k iterations. Defaults to 0.
- **n_jobs** (*int or None*) – Number of threads to run in parallel. -1 uses all threads. Defaults to -1.
- **random_seed** (*int*) – Seed for the random number generator. Defaults to 0.

Attributes

hyper-parameter_ranges	{ "learning_rate": Real(0.000001, 1), "boosting_type": ["gbdt", "dart", "goss", "rf"], "n_estimators": Integer(10, 100), "max_depth": Integer(0, 10), "num_leaves": Integer(2, 100), "min_child_samples": Integer(1, 100), "bagging_fraction": Real(0.000001, 1), "bagging_freq": Integer(0, 1),}
model_family	ModelFamily.LIGHTGBM
modifies_features	True
modifies_target	False
name	LightGBM Regressor
SEED_MAX	SEED_BOUNDS.max_bound
SEED_MIN	0
supported_problem_types	[ProblemTypes.REGRESSION]
training_only	False

Methods

clone	Constructs a new component with the same parameters and random state.
default_parameters	Returns the default parameters for this component.
describe	Describe a component and its parameters.
feature_importance	Returns importance associated with each feature.
fit	Fits LightGBM regressor to data.
load	Loads component at file path.
needs_fitting	Returns boolean determining if component needs fitting before calling predict, predict_proba, transform, or feature_importances.
parameters	Returns the parameters which were used to initialize the component.
predict	Make predictions using fitted LightGBM regressor.
predict_proba	Make probability estimates for labels.
save	Saves component at file path.

clone (*self*)

Constructs a new component with the same parameters and random state.

Returns A new instance of this component with identical parameters and random state.

default_parameters (*cls*)
Returns the default parameters for this component.

Our convention is that Component.default_parameters == Component().parameters.

Returns Default parameters for this component.

Return type dict

describe (*self*, *print_name=False*, *return_dict=False*)
Describe a component and its parameters.

Parameters

- **print_name** (*bool, optional*) – whether to print name of component
- **return_dict** (*bool, optional*) – whether to return description as dictionary in the format {"name": name, "parameters": parameters}

Returns Returns dictionary if return_dict is True, else None.

Return type None or dict

property feature_importance (*self*)
Returns importance associated with each feature.

Returns Importance associated with each feature.

Return type np.ndarray

Raises **MethodPropertyNotFoundError** – If estimator does not have a feature_importance method or a component_obj that implements feature_importance.

fit (*self*, *X*, *y=None*)
Fits LightGBM regressor to data.

Parameters

- **X** (*pd.DataFrame*) – The input training data of shape [n_samples, n_features].
- **y** (*pd.Series*) – The target training data of length [n_samples].

Returns self

static load (*file_path*)
Loads component at file path.

Parameters **file_path** (*str*) – Location to load file.

Returns ComponentBase object

needs_fitting (*self*)
Returns boolean determining if component needs fitting before calling predict, predict_proba, transform, or feature_importances.

This can be overridden to False for components that do not need to be fit or whose fit methods do nothing.

Returns True.

property parameters (*self*)
Returns the parameters which were used to initialize the component.

predict (*self*, *X*)
Make predictions using fitted LightGBM regressor.

Parameters **X** (*pd.DataFrame*) – Data of shape [n_samples, n_features].

Returns Predicted values.

Return type pd.Series

predict_proba (*self*, *X*)

Make probability estimates for labels.

Parameters **X** (*pd.DataFrame*) – Features.

Returns Probability estimates.

Return type pd.Series

Raises **MethodPropertyNotFoundError** – If estimator does not have a predict_proba method or a component_obj that implements predict_proba.

save (*self*, *file_path*, *pickle_protocol=cloudpickle.DEFAULT_PROTOCOL*)

Saves component at file path.

Parameters

- **file_path** (*str*) – Location to save file.
- **pickle_protocol** (*int*) – The pickle data stream format.

class evalml.pipelines.components.estimators.regressors.**LinearRegressor** (*fit_intercept=True*, *normalize=False*, *n_jobs=-1*, *random_seed=0*, ***kwargs*)

Linear Regressor.

Parameters

- **fit_intercept** (*boolean*) – Whether to calculate the intercept for this model. If set to False, no intercept will be used in calculations (i.e. data is expected to be centered). Defaults to True.
- **normalize** (*boolean*) – If True, the regressors will be normalized before regression by subtracting the mean and dividing by the l2-norm. This parameter is ignored when fit_intercept is set to False. Defaults to False.
- **n_jobs** (*int or None*) – Number of jobs to run in parallel. -1 uses all threads. Defaults to -1.
- **random_seed** (*int*) – Seed for the random number generator. Defaults to 0.

Attributes

hyper-parameter_ranges	{ "fit_intercept": [True, False], "normalize": [True, False]}
model_family	ModelFamily.LINEAR_MODEL
modifies_features	True
modifies_target	False
name	Linear Regressor
supported_problem_types	[ProblemTypes.REGRESSION, ProblemTypes.TIME_SERIES_REGRESSION,]
training_only	False

Methods

`clone`	Constructs a new component with the same parameters and random state.
`default_parameters`	Returns the default parameters for this component.
`describe`	Describe a component and its parameters.
`feature_importance`	Feature importance for fitted linear regressor.
`fit`	Fits estimator to data.
`load`	Loads component at file path.
`needs_fitting`	Returns boolean determining if component needs fitting before calling predict, predict_proba, transform, or feature_importances.
`parameters`	Returns the parameters which were used to initialize the component.
`predict`	Make predictions using selected features.
`predict_proba`	Make probability estimates for labels.
`save`	Saves component at file path.

clone(*self*)

Constructs a new component with the same parameters and random state.

Returns A new instance of this component with identical parameters and random state.

default_parameters(*cls*)

Returns the default parameters for this component.

Our convention is that Component.default_parameters == Component().parameters.

Returns Default parameters for this component.

Return type dict

describe(*self*, *print_name=False*, *return_dict=False*)

Describe a component and its parameters.

Parameters

- **print_name** (*bool, optional*) – whether to print name of component
- **return_dict** (*bool, optional*) – whether to return description as dictionary in the format {"name": name, "parameters": parameters}

Returns Returns dictionary if return_dict is True, else None.

Return type None or dict

property feature_importance (*self*)
Feature importance for fitted linear regressor.

fit (*self*, *X*, *y=None*)
Fits estimator to data.

Parameters

- **X** (*pd.DataFrame*) – The input training data of shape [n_samples, n_features].
- **y** (*pd.Series, optional*) – The target training data of length [n_samples].

Returns self

static load (*file_path*)
Loads component at file path.

Parameters **file_path** (*str*) – Location to load file.

Returns ComponentBase object

needs_fitting (*self*)
Returns boolean determining if component needs fitting before calling predict, predict_proba, transform, or feature_importances.

This can be overridden to False for components that do not need to be fit or whose fit methods do nothing.

Returns True.

property parameters (*self*)
Returns the parameters which were used to initialize the component.

predict (*self*, *X*)
Make predictions using selected features.

Parameters **X** (*pd.DataFrame*) – Data of shape [n_samples, n_features].

Returns Predicted values.

Return type pd.Series

Raises **MethodPropertyNotFoundError** – If estimator does not have a predict method or a component_obj that implements predict.

predict_proba (*self*, *X*)
Make probability estimates for labels.

Parameters **X** (*pd.DataFrame*) – Features.

Returns Probability estimates.

Return type pd.Series

Raises **MethodPropertyNotFoundError** – If estimator does not have a predict_proba method or a component_obj that implements predict_proba.

save (*self*, *file_path*, *pickle_protocol=cloudpickle.DEFAULT_PROTOCOL*)
Saves component at file path.

Parameters

- **file_path** (*str*) – Location to save file.
- **pickle_protocol** (*int*) – The pickle data stream format.

class evalml.pipelines.components.estimators.regressors.**ProphetRegressor**(*time_index=None, changepoint_prior_scale=0.05, seasonality_prior_scale=10, holidays_prior_scale=10, seasonality_mode='additive', random_seed=0, stan_backend='CMDSTA**kwargs*)

Prophet is a procedure for forecasting time series data based on an additive model where non-linear trends are fit with yearly, weekly, and daily seasonality, plus holiday effects. It works best with time series that have strong seasonal effects and several seasons of historical data. Prophet is robust to missing data and shifts in the trend, and typically handles outliers well.

More information here: https://facebook.github.io/prophet/

Attributes

hyperparameter_ranges	{ "changepoint_prior_scale": Real(0.001, 0.5), "seasonality_prior_scale": Real(0.01, 10), "holidays_prior_scale": Real(0.01, 10), "seasonality_mode": ["additive", "multiplicative"],}
model_family	ModelFamily.PROPHET
modifies_features	True
modifies_target	False
name	Prophet Regressor
supported_problem_types	[ProblemTypes.TIME_SERIES_REGRESSION]
training_only	False

Methods

build_prophet_df	Build the Prophet data to pass fit and predict on.
clone	Constructs a new component with the same parameters and random state.
default_parameters	Returns the default parameters for this component.
describe	Describe a component and its parameters.
feature_importance	Returns array of 0's with len(1) as feature_importance is not defined for Prophet regressor.
fit	Fits Prophet regressor component to data.
get_params	Get parameters for the Prophet regressor.
load	Loads component at file path.

continues on next page

Table 396 – continued from previous page

needs_fitting	Returns boolean determining if component needs fitting before calling predict, predict_proba, transform, or feature_importances.
parameters	Returns the parameters which were used to initialize the component.
predict	Make predictions using fitted Prophet regressor.
predict_proba	Make probability estimates for labels.
save	Saves component at file path.

static build_prophet_df (*X*, *y=None*, *time_index='ds'*)
Build the Prophet data to pass fit and predict on.

clone (*self*)
Constructs a new component with the same parameters and random state.

Returns A new instance of this component with identical parameters and random state.

default_parameters (*cls*)
Returns the default parameters for this component.

Returns Default parameters for this component.

Return type dict

describe (*self*, *print_name=False*, *return_dict=False*)
Describe a component and its parameters.

Parameters

- **print_name** (*bool, optional*) – whether to print name of component
- **return_dict** (*bool, optional*) – whether to return description as dictionary in the format {"name": name, "parameters": parameters}

Returns Returns dictionary if return_dict is True, else None.

Return type None or dict

property feature_importance (*self*)
Returns array of 0's with len(1) as feature_importance is not defined for Prophet regressor.

fit (*self*, *X*, *y=None*)
Fits Prophet regressor component to data.

Parameters

- **X** (*pd.DataFrame*) – The input training data of shape [n_samples, n_features].
- **y** (*pd.Series*) – The target training data of length [n_samples].

Returns self

get_params (*self*)
Get parameters for the Prophet regressor.

static load (*file_path*)
Loads component at file path.

Parameters **file_path** (*str*) – Location to load file.

Returns ComponentBase object

needs_fitting(*self*)

Returns boolean determining if component needs fitting before calling predict, predict_proba, transform, or feature_importances.

This can be overridden to False for components that do not need to be fit or whose fit methods do nothing.

Returns True.

property parameters(*self*)

Returns the parameters which were used to initialize the component.

predict(*self*, *X*, *y=None*)

Make predictions using fitted Prophet regressor.

Parameters

- **X** (*pd.DataFrame*) – Data of shape [n_samples, n_features].
- **y** (*pd.Series*) – Target data. Ignored.

Returns Predicted values.

Return type pd.Series

predict_proba(*self*, *X*)

Make probability estimates for labels.

Parameters **X** (*pd.DataFrame*) – Features.

Returns Probability estimates.

Return type pd.Series

Raises **MethodPropertyNotFoundError** – If estimator does not have a predict_proba method or a component_obj that implements predict_proba.

save(*self*, *file_path*, *pickle_protocol=cloudpickle.DEFAULT_PROTOCOL*)

Saves component at file path.

Parameters

- **file_path** (*str*) – Location to save file.
- **pickle_protocol** (*int*) – The pickle data stream format.

class evalml.pipelines.components.estimators.regressors.**RandomForestRegressor**(*n_estimators=100*, *max_depth=6*, *n_jobs=-1*, *random_seed=0*, ***kwargs*)

Random Forest Regressor.

Parameters

- **n_estimators** (*float*) – The number of trees in the forest. Defaults to 100.
- **max_depth** (*int*) – Maximum tree depth for base learners. Defaults to 6.
- **n_jobs** (*int or None*) – Number of jobs to run in parallel. -1 uses all processes. Defaults to -1.
- **random_seed** (*int*) – Seed for the random number generator. Defaults to 0.

Attributes

hyper-parameter_ranges	{ "n_estimators": Integer(10, 1000), "max_depth": Integer(1, 32),}
model_family	ModelFamily.RANDOM_FOREST
modifies_features	True
modifies_target	False
name	Random Forest Regressor
supported_problem_types	[ProblemTypes.REGRESSION, ProblemTypes.TIME_SERIES_REGRESSION,]
training_only	False

Methods

`clone`	Constructs a new component with the same parameters and random state.
`default_parameters`	Returns the default parameters for this component.
`describe`	Describe a component and its parameters.
`feature_importance`	Returns importance associated with each feature.
`fit`	Fits estimator to data.
`load`	Loads component at file path.
`needs_fitting`	Returns boolean determining if component needs fitting before calling predict, predict_proba, transform, or feature_importances.
`parameters`	Returns the parameters which were used to initialize the component.
`predict`	Make predictions using selected features.
`predict_proba`	Make probability estimates for labels.
`save`	Saves component at file path.

clone(*self*)

Constructs a new component with the same parameters and random state.

Returns A new instance of this component with identical parameters and random state.

default_parameters(*cls*)

Returns the default parameters for this component.

Our convention is that Component.default_parameters == Component().parameters.

Returns Default parameters for this component.

Return type dict

describe(*self*, *print_name=False*, *return_dict=False*)

Describe a component and its parameters.

Parameters

- **print_name** (*bool, optional*) – whether to print name of component
- **return_dict** (*bool, optional*) – whether to return description as dictionary in the format {"name": name, "parameters": parameters}

Returns Returns dictionary if return_dict is True, else None.

Return type None or dict

property feature_importance(*self*)

Returns importance associated with each feature.

Returns Importance associated with each feature.

Return type np.ndarray

Raises **MethodPropertyNotFoundError** – If estimator does not have a feature_importance method or a component_obj that implements feature_importance.

fit(*self*, *X*, *y=None*)

Fits estimator to data.

Parameters

- **X** (*pd.DataFrame*) – The input training data of shape [n_samples, n_features].
- **y** (*pd.Series, optional*) – The target training data of length [n_samples].

Returns self

static load(*file_path*)

Loads component at file path.

Parameters **file_path** (*str*) – Location to load file.

Returns ComponentBase object

needs_fitting(*self*)

Returns boolean determining if component needs fitting before calling predict, predict_proba, transform, or feature_importances.

This can be overridden to False for components that do not need to be fit or whose fit methods do nothing.

Returns True.

property parameters(*self*)

Returns the parameters which were used to initialize the component.

predict(*self*, *X*)

Make predictions using selected features.

Parameters **X** (*pd.DataFrame*) – Data of shape [n_samples, n_features].

Returns Predicted values.

Return type pd.Series

Raises **MethodPropertyNotFoundError** – If estimator does not have a predict method or a component_obj that implements predict.

predict_proba(*self*, *X*)

Make probability estimates for labels.

Parameters **X** (*pd.DataFrame*) – Features.

Returns Probability estimates.

Return type pd.Series

Raises **MethodPropertyNotFoundError** – If estimator does not have a predict_proba method or a component_obj that implements predict_proba.

save (*self, file_path, pickle_protocol=cloudpickle.DEFAULT_PROTOCOL*)
Saves component at file path.

Parameters

- **file_path** (*str*) – Location to save file.
- **pickle_protocol** (*int*) – The pickle data stream format.

class evalml.pipelines.components.estimators.regressors.**SVMRegressor** (*C=1.0, kernel='rbf', gamma='auto', random_seed=0, **kwargs*)

Support Vector Machine Regressor.

Parameters

- **C** (*float*) – The regularization parameter. The strength of the regularization is inversely proportional to C. Must be strictly positive. The penalty is a squared l2 penalty. Defaults to 1.0.
- **kernel** (*{"poly", "rbf", "sigmoid"}*) – Specifies the kernel type to be used in the algorithm. Defaults to "rbf".
- **gamma** (*{"scale", "auto"} or float*) – Kernel coefficient for "rbf", "poly" and "sigmoid". Defaults to "auto". - If gamma='scale' is passed then it uses 1 / (n_features * X.var()) as value of gamma - If "auto" (default), uses 1 / n_features
- **random_seed** (*int*) – Seed for the random number generator. Defaults to 0.

Attributes

hyperparameter_ranges	{ "C": Real(0, 10), "kernel": ["poly", "rbf", "sigmoid"], "gamma": ["scale", "auto"],}
model_family	ModelFamily.SVM
modifies_features	True
modifies_target	False
name	SVM Regressor
supported_problem_types	[ProblemTypes.REGRESSION, ProblemTypes.TIME_SERIES_REGRESSION,]
training_only	False

Methods

clone	Constructs a new component with the same parameters and random state.
default_parameters	Returns the default parameters for this component.
describe	Describe a component and its parameters.
feature_importance	Feature importance of fitted SVM regresor.
fit	Fits estimator to data.

continues on next page

Table 398 – continued from previous page

load	Loads component at file path.
needs_fitting	Returns boolean determining if component needs fitting before calling predict, predict_proba, transform, or feature_importances.
parameters	Returns the parameters which were used to initialize the component.
predict	Make predictions using selected features.
predict_proba	Make probability estimates for labels.
save	Saves component at file path.

clone (*self*)

Constructs a new component with the same parameters and random state.

Returns A new instance of this component with identical parameters and random state.

default_parameters (*cls*)

Returns the default parameters for this component.

Our convention is that Component.default_parameters == Component().parameters.

Returns Default parameters for this component.

Return type dict

describe (*self*, *print_name=False*, *return_dict=False*)

Describe a component and its parameters.

Parameters

- **print_name** (*bool, optional*) – whether to print name of component
- **return_dict** (*bool, optional*) – whether to return description as dictionary in the format {"name": name, "parameters": parameters}

Returns Returns dictionary if return_dict is True, else None.

Return type None or dict

property feature_importance (*self*)

Feature importance of fitted SVM regresor.

Only works with linear kernels. If the kernel isn't linear, we return a numpy array of zeros.

Returns The feature importance of the fitted SVM regressor, or an array of zeroes if the kernel is not linear.

fit (*self*, *X*, *y=None*)

Fits estimator to data.

Parameters

- **X** (*pd.DataFrame*) – The input training data of shape [n_samples, n_features].
- **y** (*pd.Series, optional*) – The target training data of length [n_samples].

Returns self

static load (*file_path*)

Loads component at file path.

Parameters **file_path** (*str*) – Location to load file.

Returns ComponentBase object

needs_fitting(*self*)

Returns boolean determining if component needs fitting before calling predict, predict_proba, transform, or feature_importances.

This can be overridden to False for components that do not need to be fit or whose fit methods do nothing.

Returns True.

property parameters(*self*)

Returns the parameters which were used to initialize the component.

predict(*self*, *X*)

Make predictions using selected features.

Parameters **X** (*pd.DataFrame*) – Data of shape [n_samples, n_features].

Returns Predicted values.

Return type pd.Series

Raises **MethodPropertyNotFoundError** – If estimator does not have a predict method or a component_obj that implements predict.

predict_proba(*self*, *X*)

Make probability estimates for labels.

Parameters **X** (*pd.DataFrame*) – Features.

Returns Probability estimates.

Return type pd.Series

Raises **MethodPropertyNotFoundError** – If estimator does not have a predict_proba method or a component_obj that implements predict_proba.

save(*self*, *file_path*, *pickle_protocol=cloudpickle.DEFAULT_PROTOCOL*)

Saves component at file path.

Parameters

- **file_path** (*str*) – Location to save file.
- **pickle_protocol** (*int*) – The pickle data stream format.

class evalml.pipelines.components.estimators.regressors.**TimeSeriesBaselineEstimator**(*gap=1*, *forecast_hori*
random_seed
***kwargs*

Time series estimator that predicts using the naive forecasting approach.

This is useful as a simple baseline estimator for time series problems.

Parameters

- **gap** (*int*) – Gap between prediction date and target date and must be a positive integer. If gap is 0, target date will be shifted ahead by 1 time period. Defaults to 1.
- **forecast_horizon** (*int*) – Number of time steps the model is expected to predict.
- **random_seed** (*int*) – Seed for the random number generator. Defaults to 0.

Attributes

hyper-parameter_ranges	{}
model_family	ModelFamily.BASELINE
modifies_features	True
modifies_target	False
name	Time Series Baseline Estimator
supported_problem_types	[ProblemTypes.TIME_SERIES_REGRESSION, ProblemTypes.TIME_SERIES_BINARY, ProblemTypes.TIME_SERIES_MULTICLASS,]
training_only	False

Methods

clone	Constructs a new component with the same parameters and random state.
default_parameters	Returns the default parameters for this component.
describe	Describe a component and its parameters.
feature_importance	Returns importance associated with each feature.
fit	Fits time series baseline estimator to data.
load	Loads component at file path.
needs_fitting	Returns boolean determining if component needs fitting before calling predict, predict_proba, transform, or feature_importances.
parameters	Returns the parameters which were used to initialize the component.
predict	Make predictions using fitted time series baseline estimator.
predict_proba	Make prediction probabilities using fitted time series baseline estimator.
save	Saves component at file path.

clone(*self*)

Constructs a new component with the same parameters and random state.

Returns A new instance of this component with identical parameters and random state.

default_parameters(*cls*)

Returns the default parameters for this component.

Our convention is that Component.default_parameters == Component().parameters.

Returns Default parameters for this component.

Return type dict

describe(*self*, *print_name=False*, *return_dict=False*)

Describe a component and its parameters.

Parameters

- **print_name** (*bool, optional*) – whether to print name of component

- **return_dict** (*bool, optional*) – whether to return description as dictionary in the format {"name": name, "parameters": parameters}

Returns Returns dictionary if return_dict is True, else None.

Return type None or dict

property feature_importance(*self*)

Returns importance associated with each feature.

Since baseline estimators do not use input features to calculate predictions, returns an array of zeroes.

Returns An array of zeroes.

Return type np.ndarray (float)

fit(*self*, *X*, *y=None*)

Fits time series baseline estimator to data.

Parameters

- **X** (*pd.DataFrame*) – The input training data of shape [n_samples, n_features].
- **y** (*pd.Series*) – The target training data of length [n_samples].

Returns self

Raises **ValueError** – If input y is None.

static load(*file_path*)

Loads component at file path.

Parameters **file_path** (*str*) – Location to load file.

Returns ComponentBase object

needs_fitting(*self*)

Returns boolean determining if component needs fitting before calling predict, predict_proba, transform, or feature_importances.

This can be overridden to False for components that do not need to be fit or whose fit methods do nothing.

Returns True.

property parameters(*self*)

Returns the parameters which were used to initialize the component.

predict(*self*, *X*)

Make predictions using fitted time series baseline estimator.

Parameters **X** (*pd.DataFrame*) – Data of shape [n_samples, n_features].

Returns Predicted values.

Return type pd.Series

Raises **ValueError** – If input y is None.

predict_proba(*self*, *X*)

Make prediction probabilities using fitted time series baseline estimator.

Parameters **X** (*pd.DataFrame*) – Data of shape [n_samples, n_features].

Returns Predicted probability values.

Return type pd.DataFrame

Raises **ValueError** – If input y is None.

save (*self, file_path, pickle_protocol=cloudpickle.DEFAULT_PROTOCOL*)
Saves component at file path.

Parameters

- **file_path** (*str*) – Location to save file.
- **pickle_protocol** (*int*) – The pickle data stream format.

class evalml.pipelines.components.estimators.regressors.**VowpalWabbitRegressor** (*learning_rate=0.5, decay_learning_rate, power_t=0.5, passes=1, random_seed=0, **kwargs*)

Vowpal Wabbit Regressor.

Parameters

- **learning_rate** (*float*) – Boosting learning rate. Defaults to 0.5.
- **decay_learning_rate** (*float*) – Decay factor for learning_rate. Defaults to 1.0.
- **power_t** (*float*) – Power on learning rate decay. Defaults to 0.5.
- **passes** (*int*) – Number of training passes. Defaults to 1.
- **random_seed** (*int*) – Seed for the random number generator. Defaults to 0.

Attributes

hyperparameter_ranges	None
model_family	ModelFamily.VOWPAL_WABBIT
modifies_features	True
modifies_target	False
name	Vowpal Wabbit Regressor
supported_problem_types	[ProblemTypes.REGRESSION, ProblemTypes.TIME_SERIES_REGRESSION,]
training_only	False

Methods

clone	Constructs a new component with the same parameters and random state.
default_parameters	Returns the default parameters for this component.
describe	Describe a component and its parameters.
feature_importance	Feature importance for Vowpal Wabbit regressor.
fit	Fits estimator to data.
load	Loads component at file path.

continues on next page

Table 400 – continued from previous page

needs_fitting	Returns boolean determining if component needs fitting before calling predict, predict_proba, transform, or feature_importances.
parameters	Returns the parameters which were used to initialize the component.
predict	Make predictions using selected features.
predict_proba	Make probability estimates for labels.
save	Saves component at file path.

clone (*self*)

Constructs a new component with the same parameters and random state.

Returns A new instance of this component with identical parameters and random state.

default_parameters (*cls*)

Returns the default parameters for this component.

Our convention is that Component.default_parameters == Component().parameters.

Returns Default parameters for this component.

Return type dict

describe (*self*, *print_name=False*, *return_dict=False*)

Describe a component and its parameters.

Parameters

- **print_name** (*bool, optional*) – whether to print name of component
- **return_dict** (*bool, optional*) – whether to return description as dictionary in the format {"name": name, "parameters": parameters}

Returns Returns dictionary if return_dict is True, else None.

Return type None or dict

property feature_importance (*self*)

Feature importance for Vowpal Wabbit regressor.

fit (*self*, *X*, *y=None*)

Fits estimator to data.

Parameters

- **X** (*pd.DataFrame*) – The input training data of shape [n_samples, n_features].
- **y** (*pd.Series, optional*) – The target training data of length [n_samples].

Returns self

static load (*file_path*)

Loads component at file path.

Parameters **file_path** (*str*) – Location to load file.

Returns ComponentBase object

needs_fitting (*self*)

Returns boolean determining if component needs fitting before calling predict, predict_proba, transform, or feature_importances.

This can be overridden to False for components that do not need to be fit or whose fit methods do nothing.

Returns True.

property parameters(*self*)

Returns the parameters which were used to initialize the component.

predict(*self*, *X*)

Make predictions using selected features.

Parameters **X** (*pd.DataFrame*) – Data of shape [n_samples, n_features].

Returns Predicted values.

Return type pd.Series

Raises **MethodPropertyNotFoundError** – If estimator does not have a predict method or a component_obj that implements predict.

predict_proba(*self*, *X*)

Make probability estimates for labels.

Parameters **X** (*pd.DataFrame*) – Features.

Returns Probability estimates.

Return type pd.Series

Raises **MethodPropertyNotFoundError** – If estimator does not have a predict_proba method or a component_obj that implements predict_proba.

save(*self*, *file_path*, *pickle_protocol=cloudpickle.DEFAULT_PROTOCOL*)

Saves component at file path.

Parameters

- **file_path** (*str*) – Location to save file.
- **pickle_protocol** (*int*) – The pickle data stream format.

class evalml.pipelines.components.estimators.regressors.**XGBoostRegressor**(*eta=0.1*, *max_depth=6*, *min_child_weight=1*, *n_estimators=100*, *random_seed=0*, *n_jobs=12*, ***kwargs*)

XGBoost Regressor.

Parameters

- **eta** (*float*) – Boosting learning rate. Defaults to 0.1.
- **max_depth** (*int*) – Maximum tree depth for base learners. Defaults to 6.
- **min_child_weight** (*float*) – Minimum sum of instance weight (hessian) needed in a child. Defaults to 1.0
- **n_estimators** (*int*) – Number of gradient boosted trees. Equivalent to number of boosting rounds. Defaults to 100.
- **random_seed** (*int*) – Seed for the random number generator. Defaults to 0.
- **n_jobs** (*int*) – Number of parallel threads used to run xgboost. Note that creating thread contention will significantly slow down the algorithm. Defaults to 12.

Attributes

hyper-parameter_ranges	{ "eta": Real(0.000001, 1), "max_depth": Integer(1, 20), "min_child_weight": Real(1, 10), "n_estimators": Integer(1, 1000),}
model_family	ModelFamily.XGBOOST
modifies_features	True
modifies_target	False
name	XGBoost Regressor
SEED_MAX	None
SEED_MIN	None
supported_problem_types	[ProblemTypes.REGRESSION, ProblemTypes.TIME_SERIES_REGRESSION,]
training_only	False

Methods

`clone`	Constructs a new component with the same parameters and random state.
`default_parameters`	Returns the default parameters for this component.
`describe`	Describe a component and its parameters.
`feature_importance`	Feature importance of fitted XGBoost regressor.
`fit`	Fits XGBoost regressor component to data.
`load`	Loads component at file path.
`needs_fitting`	Returns boolean determining if component needs fitting before calling predict, predict_proba, transform, or feature_importances.
`parameters`	Returns the parameters which were used to initialize the component.
`predict`	Make predictions using fitted XGBoost regressor.
`predict_proba`	Make probability estimates for labels.
`save`	Saves component at file path.

clone(*self*)

Constructs a new component with the same parameters and random state.

Returns A new instance of this component with identical parameters and random state.

default_parameters(*cls*)

Returns the default parameters for this component.

Our convention is that Component.default_parameters == Component().parameters.

Returns Default parameters for this component.

Return type dict

describe(*self*, *print_name=False*, *return_dict=False*)

Describe a component and its parameters.

Parameters

- **print_name** (*bool, optional*) – whether to print name of component

- **return_dict** (*bool, optional*) – whether to return description as dictionary in the format {"name": name, "parameters": parameters}

Returns Returns dictionary if return_dict is True, else None.

Return type None or dict

property feature_importance(*self*)
Feature importance of fitted XGBoost regressor.

fit(*self*, *X*, *y=None*)
Fits XGBoost regressor component to data.

Parameters

- **X** (*pd.DataFrame*) – The input training data of shape [n_samples, n_features].
- **y** (*pd.Series, optional*) – The target training data of length [n_samples].

Returns self

static load(*file_path*)
Loads component at file path.

Parameters **file_path** (*str*) – Location to load file.

Returns ComponentBase object

needs_fitting(*self*)
Returns boolean determining if component needs fitting before calling predict, predict_proba, transform, or feature_importances.

This can be overridden to False for components that do not need to be fit or whose fit methods do nothing.

Returns True.

property parameters(*self*)
Returns the parameters which were used to initialize the component.

predict(*self*, *X*)
Make predictions using fitted XGBoost regressor.

Parameters **X** (*pd.DataFrame*) – Data of shape [n_samples, n_features].

Returns Predicted values.

Return type pd.Series

predict_proba(*self*, *X*)
Make probability estimates for labels.

Parameters **X** (*pd.DataFrame*) – Features.

Returns Probability estimates.

Return type pd.Series

Raises **MethodPropertyNotFoundError** – If estimator does not have a predict_proba method or a component_obj that implements predict_proba.

save(*self*, *file_path*, *pickle_protocol=cloudpickle.DEFAULT_PROTOCOL*)
Saves component at file path.

Parameters

- **file_path** (*str*) – Location to save file.
- **pickle_protocol** (*int*) – The pickle data stream format.

Submodules

estimator

A component that fits and predicts given data.

Module Contents

Classes Summary

Estimator	A component that fits and predicts given data.

Contents

class evalml.pipelines.components.estimators.estimator.**Estimator**(*parameters=None*, *component_obj=None*, *random_seed=0*, ***kwargs*)

A component that fits and predicts given data.

To implement a new Estimator, define your own class which is a subclass of Estimator, including a name and a list of acceptable ranges for any parameters to be tuned during the automl search (hyperparameters). Define an *__init__* method which sets up any necessary state and objects. Make sure your *__init__* only uses standard keyword arguments and calls *super().__init__()* with a parameters dict. You may also override the *fit*, *transform*, *fit_transform* and other methods in this class if appropriate.

To see some examples, check out the definitions of any Estimator component subclass.

Parameters

- **parameters** (*dict*) – Dictionary of parameters for the component. Defaults to None.
- **component_obj** (*obj*) – Third-party objects useful in component implementation. Defaults to None.
- **random_seed** (*int*) – Seed for the random number generator. Defaults to 0.

Attributes

model_family	ModelFamily.NONE
modifies_features	True
modifies_target	False
training_only	False

Methods

clone	Constructs a new component with the same parameters and random state.
default_parameters	Returns the default parameters for this component.
describe	Describe a component and its parameters.
feature_importance	Returns importance associated with each feature.
fit	Fits estimator to data.
load	Loads component at file path.
model_family	ModelFamily.NONE
name	Returns string name of this component.
needs_fitting	Returns boolean determining if component needs fitting before calling predict, predict_proba, transform, or feature_importances.
parameters	Returns the parameters which were used to initialize the component.
predict	Make predictions using selected features.
predict_proba	Make probability estimates for labels.
save	Saves component at file path.
supported_problem_types	Problem types this estimator supports.

clone (*self*)

Constructs a new component with the same parameters and random state.

Returns A new instance of this component with identical parameters and random state.

default_parameters (*cls*)

Returns the default parameters for this component.

Our convention is that Component.default_parameters == Component().parameters.

Returns Default parameters for this component.

Return type dict

describe (*self*, *print_name=False*, *return_dict=False*)

Describe a component and its parameters.

Parameters

- **print_name** (*bool, optional*) – whether to print name of component
- **return_dict** (*bool, optional*) – whether to return description as dictionary in the format {"name": name, "parameters": parameters}

Returns Returns dictionary if return_dict is True, else None.

Return type None or dict

property feature_importance (*self*)

Returns importance associated with each feature.

Returns Importance associated with each feature.

Return type np.ndarray

Raises **MethodPropertyNotFoundError** – If estimator does not have a feature_importance method or a component_obj that implements feature_importance.

fit (*self*, *X*, *y=None*)

Fits estimator to data.

Parameters

- **X** (*pd.DataFrame*) – The input training data of shape [n_samples, n_features].
- **y** (*pd.Series, optional*) – The target training data of length [n_samples].

Returns self

static load(*file_path*)
Loads component at file path.

Parameters **file_path** (*str*) – Location to load file.

Returns ComponentBase object

property model_family(*cls*)
Returns ModelFamily of this component.

property name(*cls*)
Returns string name of this component.

needs_fitting(*self*)
Returns boolean determining if component needs fitting before calling predict, predict_proba, transform, or feature_importances.

This can be overridden to False for components that do not need to be fit or whose fit methods do nothing.

Returns True.

property parameters(*self*)
Returns the parameters which were used to initialize the component.

predict(*self*, *X*)
Make predictions using selected features.

Parameters **X** (*pd.DataFrame*) – Data of shape [n_samples, n_features].

Returns Predicted values.

Return type pd.Series

Raises **MethodPropertyNotFoundError** – If estimator does not have a predict method or a component_obj that implements predict.

predict_proba(*self*, *X*)
Make probability estimates for labels.

Parameters **X** (*pd.DataFrame*) – Features.

Returns Probability estimates.

Return type pd.Series

Raises **MethodPropertyNotFoundError** – If estimator does not have a predict_proba method or a component_obj that implements predict_proba.

save(*self*, *file_path*, *pickle_protocol=cloudpickle.DEFAULT_PROTOCOL*)
Saves component at file path.

Parameters

- **file_path** (*str*) – Location to save file.
- **pickle_protocol** (*int*) – The pickle data stream format.

property supported_problem_types(*cls*)
Problem types this estimator supports.

Package Contents

Classes Summary

ARIMARegressor	Autoregressive Integrated Moving Average Model. The three parameters (p, d, q) are the AR order, the degree of differencing, and the MA order. More information here: https://www.statsmodels.org/devel/generated/statsmodels.tsa.arima_model.ARIMA.html.
BaselineClassifier	Classifier that predicts using the specified strategy.
BaselineRegressor	Baseline regressor that uses a simple strategy to make predictions. This is useful as a simple baseline regressor to compare with other regressors.
CatBoostClassifier	CatBoost Classifier, a classifier that uses gradient-boosting on decision trees. CatBoost is an open-source library and natively supports categorical features.
CatBoostRegressor	CatBoost Regressor, a regressor that uses gradient-boosting on decision trees. CatBoost is an open-source library and natively supports categorical features.
DecisionTreeClassifier	Decision Tree Classifier.
DecisionTreeRegressor	Decision Tree Regressor.
ElasticNetClassifier	Elastic Net Classifier. Uses Logistic Regression with elasticnet penalty as the base estimator.
ElasticNetRegressor	Elastic Net Regressor.
Estimator	A component that fits and predicts given data.
ExponentialSmoothingRegressor	Holt-Winters Exponential Smoothing Forecaster.
ExtraTreesClassifier	Extra Trees Classifier.
ExtraTreesRegressor	Extra Trees Regressor.
KNeighborsClassifier	K-Nearest Neighbors Classifier.
LightGBMClassifier	LightGBM Classifier.
LightGBMRegressor	LightGBM Regressor.
LinearRegressor	Linear Regressor.
LogisticRegressionClassifier	Logistic Regression Classifier.
ProphetRegressor	Prophet is a procedure for forecasting time series data based on an additive model where non-linear trends are fit with yearly, weekly, and daily seasonality, plus holiday effects. It works best with time series that have strong seasonal effects and several seasons of historical data. Prophet is robust to missing data and shifts in the trend, and typically handles outliers well.
RandomForestClassifier	Random Forest Classifier.
RandomForestRegressor	Random Forest Regressor.
SVMClassifier	Support Vector Machine Classifier.
SVMRegressor	Support Vector Machine Regressor.
TimeSeriesBaselineEstimator	Time series estimator that predicts using the naive forecasting approach.
VowpalWabbitBinaryClassifier	Vowpal Wabbit Binary Classifier.
VowpalWabbitMulticlassClassifier	Vowpal Wabbit Multiclass Classifier.
VowpalWabbitRegressor	Vowpal Wabbit Regressor.
XGBoostClassifier	XGBoost Classifier.

continues on next page

Table 404 – continued from previous page

XGBoostRegressor	XGBoost Regressor.

Contents

class evalml.pipelines.components.estimators.**ARIMARegressor**(*time_index=None, trend=None, start_p=2, d=0, start_q=2, max_p=5, max_d=2, max_q=5, seasonal=True, n_jobs=-1, random_seed=0, **kwargs*)

Autoregressive Integrated Moving Average Model. The three parameters (p, d, q) are the AR order, the degree of differencing, and the MA order. More information here: https://www.statsmodels.org/devel/generated/statsmodels.tsa.arima_model.ARIMA.html.

Currently ARIMARegressor isn't supported via conda install. It's recommended that it be installed via PyPI.

Parameters

- **time_index** (*str*) – Specifies the name of the column in X that provides the datetime objects. Defaults to None.
- **trend** (*str*) – Controls the deterministic trend. Options are ['n', 'c', 't', 'ct'] where 'c' is a constant term, 't' indicates a linear trend, and 'ct' is both. Can also be an iterable when defining a polynomial, such as [1, 1, 0, 1].
- **start_p** (*int*) – Minimum Autoregressive order. Defaults to 2.
- **d** (*int*) – Minimum Differencing degree. Defaults to 0.
- **start_q** (*int*) – Minimum Moving Average order. Defaults to 2.
- **max_p** (*int*) – Maximum Autoregressive order. Defaults to 5.
- **max_d** (*int*) – Maximum Differencing degree. Defaults to 2.
- **max_q** (*int*) – Maximum Moving Average order. Defaults to 5.
- **seasonal** (*boolean*) – Whether to fit a seasonal model to ARIMA. Defaults to True.
- **n_jobs** (*int or None*) – Non-negative integer describing level of parallelism used for pipelines. Defaults to -1.
- **random_seed** (*int*) – Seed for the random number generator. Defaults to 0.

Attributes

hyper-parameter_ranges	{ "start_p": Integer(1, 3), "d": Integer(0, 2), "start_q": Integer(1, 3), "max_p": Integer(3, 10), "max_d": Integer(2, 5), "max_q": Integer(3, 10), "seasonal": [True, False],}
model_family	ModelFamily.ARIMA
modifies_features	True
modifies_target	False
name	ARIMA Regressor
supported_problem_types	[ProblemTypes.TIME_SERIES_REGRESSION]
training_only	False

Methods

clone	Constructs a new component with the same parameters and random state.
default_parameters	Returns the default parameters for this component.
describe	Describe a component and its parameters.
feature_importance	Returns array of 0's with a length of 1 as feature_importance is not defined for ARIMA regressor.
fit	Fits ARIMA regressor to data.
load	Loads component at file path.
needs_fitting	Returns boolean determining if component needs fitting before calling predict, predict_proba, transform, or feature_importances.
parameters	Returns the parameters which were used to initialize the component.
predict	Make predictions using fitted ARIMA regressor.
predict_proba	Make probability estimates for labels.
save	Saves component at file path.

clone(*self*)

Constructs a new component with the same parameters and random state.

Returns A new instance of this component with identical parameters and random state.

default_parameters(*cls*)

Returns the default parameters for this component.

Our convention is that Component.default_parameters == Component().parameters.

Returns Default parameters for this component.

Return type dict

describe(*self*, *print_name=False*, *return_dict=False*)

Describe a component and its parameters.

Parameters

- **print_name** (*bool, optional*) – whether to print name of component
- **return_dict** (*bool, optional*) – whether to return description as dictionary in the format {"name": name, "parameters": parameters}

Returns Returns dictionary if return_dict is True, else None.

Return type None or dict

property feature_importance(*self*)

Returns array of 0's with a length of 1 as feature_importance is not defined for ARIMA regressor.

fit(*self*, *X*, *y=None*)

Fits ARIMA regressor to data.

Parameters

- **X** (*pd.DataFrame*) – The input training data of shape [n_samples, n_features].
- **y** (*pd.Series*) – The target training data of length [n_samples].

Returns self

Raises **ValueError** – If X was passed to *fit* but not passed in *predict*.

static load(*file_path*)

Loads component at file path.

Parameters **file_path** (*str*) – Location to load file.

Returns ComponentBase object

needs_fitting(*self*)

Returns boolean determining if component needs fitting before calling predict, predict_proba, transform, or feature_importances.

This can be overridden to False for components that do not need to be fit or whose fit methods do nothing.

Returns True.

property parameters(*self*)

Returns the parameters which were used to initialize the component.

predict(*self*, *X*, *y=None*)

Make predictions using fitted ARIMA regressor.

Parameters

- **X** (*pd.DataFrame*) – Data of shape [n_samples, n_features].
- **y** (*pd.Series*) – Target data.

Returns Predicted values.

Return type pd.Series

Raises **ValueError** – If X was passed to *fit* but not passed in *predict*.

predict_proba(*self*, *X*)

Make probability estimates for labels.

Parameters **X** (*pd.DataFrame*) – Features.

Returns Probability estimates.

Return type pd.Series

Raises **MethodPropertyNotFoundError** – If estimator does not have a predict_proba method or a component_obj that implements predict_proba.

save(*self*, *file_path*, *pickle_protocol=cloudpickle.DEFAULT_PROTOCOL*)

Saves component at file path.

Parameters

- **file_path** (*str*) – Location to save file.
- **pickle_protocol** (*int*) – The pickle data stream format.

class evalml.pipelines.components.estimators.**BaselineClassifier**(*strategy='mode', random_seed=0, **kwargs*)

Classifier that predicts using the specified strategy.

This is useful as a simple baseline classifier to compare with other classifiers.

Parameters

- **strategy** (*str*) – Method used to predict. Valid options are "mode", "random" and "random_weighted". Defaults to "mode".
- **random_seed** (*int*) – Seed for the random number generator. Defaults to 0.

Attributes

hyper-parameter_ranges	{}
model_family	ModelFamily.BASELINE
modifies_features	True
modifies_target	False
name	Baseline Classifier
supported_problem_types	[ProblemTypes.BINARY, ProblemTypes.MULTICLASS]
training_only	False

Methods

*classes_*	Returns class labels. Will return None before fitting.
clone	Constructs a new component with the same parameters and random state.
default_parameters	Returns the default parameters for this component.
describe	Describe a component and its parameters.
feature_importance	Returns importance associated with each feature. Since baseline classifiers do not use input features to calculate predictions, returns an array of zeroes.
fit	Fits baseline classifier component to data.
load	Loads component at file path.
needs_fitting	Returns boolean determining if component needs fitting before calling predict, predict_proba, transform, or feature_importances.
parameters	Returns the parameters which were used to initialize the component.
predict	Make predictions using the baseline classification strategy.

continues on next page

Table 406 – continued from previous page

predict_proba	Make prediction probabilities using the baseline classification strategy.
save	Saves component at file path.

property classes_(*self*)

Returns class labels. Will return None before fitting.

Returns Class names

Return type list[str] or list(float)

clone(*self*)

Constructs a new component with the same parameters and random state.

Returns A new instance of this component with identical parameters and random state.

default_parameters(*cls*)

Returns the default parameters for this component.

Our convention is that Component.default_parameters == Component().parameters.

Returns Default parameters for this component.

Return type dict

describe(*self*, *print_name=False*, *return_dict=False*)

Describe a component and its parameters.

Parameters

- **print_name** (*bool, optional*) – whether to print name of component
- **return_dict** (*bool, optional*) – whether to return description as dictionary in the format {"name": name, "parameters": parameters}

Returns Returns dictionary if return_dict is True, else None.

Return type None or dict

property feature_importance(*self*)

Returns importance associated with each feature. Since baseline classifiers do not use input features to calculate predictions, returns an array of zeroes.

Returns An array of zeroes

Return type np.ndarray (float)

fit(*self*, *X*, *y=None*)

Fits baseline classifier component to data.

Parameters

- **X** (*pd.DataFrame*) – The input training data of shape [n_samples, n_features].
- **y** (*pd.Series*) – The target training data of length [n_samples].

Returns self

Raises **ValueError** – If y is None.

static load(*file_path*)

Loads component at file path.

Parameters **file_path** (*str*) – Location to load file.

Returns ComponentBase object

needs_fitting(*self*)

Returns boolean determining if component needs fitting before calling predict, predict_proba, transform, or feature_importances.

This can be overridden to False for components that do not need to be fit or whose fit methods do nothing.

Returns True.

property parameters(*self*)

Returns the parameters which were used to initialize the component.

predict(*self*, *X*)

Make predictions using the baseline classification strategy.

Parameters **X** (*pd.DataFrame*) – Data of shape [n_samples, n_features].

Returns Predicted values.

Return type pd.Series

predict_proba(*self*, *X*)

Make prediction probabilities using the baseline classification strategy.

Parameters **X** (*pd.DataFrame*) – Data of shape [n_samples, n_features].

Returns Predicted probability values.

Return type pd.DataFrame

save(*self*, *file_path*, *pickle_protocol=cloudpickle.DEFAULT_PROTOCOL*)

Saves component at file path.

Parameters

- **file_path** (*str*) – Location to save file.
- **pickle_protocol** (*int*) – The pickle data stream format.

class evalml.pipelines.components.estimators.**BaselineRegressor**(*strategy='mean', random_seed=0, **kwargs*)

Baseline regressor that uses a simple strategy to make predictions. This is useful as a simple baseline regressor to compare with other regressors.

Parameters

- **strategy** (*str*) – Method used to predict. Valid options are "mean", "median". Defaults to "mean".
- **random_seed** (*int*) – Seed for the random number generator. Defaults to 0.

Attributes

hyper-parameter_ranges	{}
model_family	ModelFamily.BASELINE
modifies_features	True
modifies_target	False
name	Baseline Regressor
supported_problem_types	[ProblemTypes.REGRESSION, ProblemTypes.TIME_SERIES_REGRESSION,]
training_only	False

Methods

clone	Constructs a new component with the same parameters and random state.
default_parameters	Returns the default parameters for this component.
describe	Describe a component and its parameters.
feature_importance	Returns importance associated with each feature. Since baseline regressors do not use input features to calculate predictions, returns an array of zeroes.
fit	Fits baseline regression component to data.
load	Loads component at file path.
needs_fitting	Returns boolean determining if component needs fitting before calling predict, predict_proba, transform, or feature_importances.
parameters	Returns the parameters which were used to initialize the component.
predict	Make predictions using the baseline regression strategy.
predict_proba	Make probability estimates for labels.
save	Saves component at file path.

clone(*self*)

Constructs a new component with the same parameters and random state.

Returns A new instance of this component with identical parameters and random state.

default_parameters(*cls*)

Returns the default parameters for this component.

Our convention is that Component.default_parameters == Component().parameters.

Returns Default parameters for this component.

Return type dict

describe(*self*, *print_name=False*, *return_dict=False*)

Describe a component and its parameters.

Parameters

- **print_name** (*bool, optional*) – whether to print name of component

- **return_dict** (*bool, optional*) – whether to return description as dictionary in the format {"name": name, "parameters": parameters}

Returns Returns dictionary if return_dict is True, else None.

Return type None or dict

property feature_importance(*self*)

Returns importance associated with each feature. Since baseline regressors do not use input features to calculate predictions, returns an array of zeroes.

Returns An array of zeroes.

Return type np.ndarray (float)

fit(*self*, *X*, *y=None*)

Fits baseline regression component to data.

Parameters

- **X** (*pd.DataFrame*) – The input training data of shape [n_samples, n_features].
- **y** (*pd.Series*) – The target training data of length [n_samples].

Returns self

Raises **ValueError** – If input y is None.

static load(*file_path*)

Loads component at file path.

Parameters **file_path** (*str*) – Location to load file.

Returns ComponentBase object

needs_fitting(*self*)

Returns boolean determining if component needs fitting before calling predict, predict_proba, transform, or feature_importances.

This can be overridden to False for components that do not need to be fit or whose fit methods do nothing.

Returns True.

property parameters(*self*)

Returns the parameters which were used to initialize the component.

predict(*self*, *X*)

Make predictions using the baseline regression strategy.

Parameters **X** (*pd.DataFrame*) – Data of shape [n_samples, n_features].

Returns Predicted values.

Return type pd.Series

predict_proba(*self*, *X*)

Make probability estimates for labels.

Parameters **X** (*pd.DataFrame*) – Features.

Returns Probability estimates.

Return type pd.Series

Raises **MethodPropertyNotFoundError** – If estimator does not have a predict_proba method or a component_obj that implements predict_proba.

save (*self*, *file_path*, *pickle_protocol=cloudpickle.DEFAULT_PROTOCOL*)
Saves component at file path.

Parameters

- **file_path** (*str*) – Location to save file.
- **pickle_protocol** (*int*) – The pickle data stream format.

class evalml.pipelines.components.estimators.**CatBoostClassifier**(*n_estimators=10*, *eta=0.03*, *max_depth=6*, *bootstrap_type=None*, *silent=True*, *allow_writing_files=False*, *random_seed=0*, *n_jobs=-1*, ***kwargs*)

CatBoost Classifier, a classifier that uses gradient-boosting on decision trees. CatBoost is an open-source library and natively supports categorical features.

For more information, check out https://catboost.ai/

Parameters

- **n_estimators** (*float*) – The maximum number of trees to build. Defaults to 10.
- **eta** (*float*) – The learning rate. Defaults to 0.03.
- **max_depth** (*int*) – The maximum tree depth for base learners. Defaults to 6.
- **bootstrap_type** (*string*) – Defines the method for sampling the weights of objects. Available methods are 'Bayesian', 'Bernoulli', 'MVS'. Defaults to None.
- **silent** (*boolean*) – Whether to use the "silent" logging mode. Defaults to True.
- **allow_writing_files** (*boolean*) – Whether to allow writing snapshot files while training. Defaults to False.
- **n_jobs** (*int or None*) – Number of jobs to run in parallel. -1 uses all processes. Defaults to -1.
- **random_seed** (*int*) – Seed for the random number generator. Defaults to 0.

Attributes

hyper-parameter_ranges	{ "n_estimators": Integer(4, 100), "eta": Real(0.000001, 1), "max_depth": Integer(4, 10),}
model_family	ModelFamily.CATBOOST
modifies_features	True
modifies_target	False
name	CatBoost Classifier
supported_problem_types	[ProblemTypes.BINARY, ProblemTypes.MULTICLASS, ProblemTypes.TIME_SERIES_BINARY, ProblemTypes.TIME_SERIES_MULTICLASS,]
training_only	False

Methods

clone	Constructs a new component with the same parameters and random state.
default_parameters	Returns the default parameters for this component.
describe	Describe a component and its parameters.
feature_importance	Feature importance of fitted CatBoost classifier.
fit	Fits CatBoost classifier component to data.
load	Loads component at file path.
needs_fitting	Returns boolean determining if component needs fitting before calling predict, predict_proba, transform, or feature_importances.
parameters	Returns the parameters which were used to initialize the component.
predict	Make predictions using the fitted CatBoost classifier.
predict_proba	Make probability estimates for labels.
save	Saves component at file path.

clone(*self*)

Constructs a new component with the same parameters and random state.

Returns A new instance of this component with identical parameters and random state.

default_parameters(*cls*)

Returns the default parameters for this component.

Our convention is that Component.default_parameters == Component().parameters.

Returns Default parameters for this component.

Return type dict

describe(*self*, *print_name=False*, *return_dict=False*)

Describe a component and its parameters.

Parameters

- **print_name** (*bool, optional*) – whether to print name of component
- **return_dict** (*bool, optional*) – whether to return description as dictionary in the format {"name": name, "parameters": parameters}

Returns Returns dictionary if return_dict is True, else None.

Return type None or dict

property feature_importance (*self*)
Feature importance of fitted CatBoost classifier.

fit (*self*, *X*, *y=None*)
Fits CatBoost classifier component to data.

Parameters

- **X** (*pd.DataFrame*) – The input training data of shape [n_samples, n_features].
- **y** (*pd.Series*) – The target training data of length [n_samples].

Returns self

static load (*file_path*)
Loads component at file path.

Parameters **file_path** (*str*) – Location to load file.

Returns ComponentBase object

needs_fitting (*self*)
Returns boolean determining if component needs fitting before calling predict, predict_proba, transform, or feature_importances.

This can be overridden to False for components that do not need to be fit or whose fit methods do nothing.

Returns True.

property parameters (*self*)
Returns the parameters which were used to initialize the component.

predict (*self*, *X*)
Make predictions using the fitted CatBoost classifier.

Parameters **X** (*pd.DataFrame*) – Data of shape [n_samples, n_features].

Returns Predicted values.

Return type pd.DataFrame

predict_proba (*self*, *X*)
Make probability estimates for labels.

Parameters **X** (*pd.DataFrame*) – Features.

Returns Probability estimates.

Return type pd.Series

Raises **MethodPropertyNotFoundError** – If estimator does not have a predict_proba method or a component_obj that implements predict_proba.

save (*self*, *file_path*, *pickle_protocol=cloudpickle.DEFAULT_PROTOCOL*)
Saves component at file path.

Parameters

- **file_path** (*str*) – Location to save file.
- **pickle_protocol** (*int*) – The pickle data stream format.

class evalml.pipelines.components.estimators.**CatBoostRegressor**(*n_estimators=10, eta=0.03, max_depth=6, bootstrap_type=None, silent=False, allow_writing_files=False, random_seed=0, n_jobs=-1, **kwargs*)

CatBoost Regressor, a regressor that uses gradient-boosting on decision trees. CatBoost is an open-source library and natively supports categorical features.

For more information, check out https://catboost.ai/

Parameters

- **n_estimators** (*float*) – The maximum number of trees to build. Defaults to 10.
- **eta** (*float*) – The learning rate. Defaults to 0.03.
- **max_depth** (*int*) – The maximum tree depth for base learners. Defaults to 6.
- **bootstrap_type** (*string*) – Defines the method for sampling the weights of objects. Available methods are 'Bayesian', 'Bernoulli', 'MVS'. Defaults to None.
- **silent** (*boolean*) – Whether to use the "silent" logging mode. Defaults to True.
- **allow_writing_files** (*boolean*) – Whether to allow writing snapshot files while training. Defaults to False.
- **n_jobs** (*int or None*) – Number of jobs to run in parallel. -1 uses all processes. Defaults to -1.
- **random_seed** (*int*) – Seed for the random number generator. Defaults to 0.

Attributes

hyper-parameter_ranges	{ "n_estimators": Integer(4, 100), "eta": Real(0.000001, 1), "max_depth": Integer(4, 10),}
model_family	ModelFamily.CATBOOST
modifies_features	True
modifies_target	False
name	CatBoost Regressor
supported_problem_types	[ProblemTypes.REGRESSION, ProblemTypes.TIME_SERIES_REGRESSION,]
training_only	False

Methods

clone	Constructs a new component with the same parameters and random state.
default_parameters	Returns the default parameters for this component.

continues on next page

Table 409 – continued from previous page

describe	Describe a component and its parameters.
feature_importance	Feature importance of fitted CatBoost regressor.
fit	Fits CatBoost regressor component to data.
load	Loads component at file path.
needs_fitting	Returns boolean determining if component needs fitting before calling predict, predict_proba, transform, or feature_importances.
parameters	Returns the parameters which were used to initialize the component.
predict	Make predictions using selected features.
predict_proba	Make probability estimates for labels.
save	Saves component at file path.

clone(*self*)

Constructs a new component with the same parameters and random state.

Returns A new instance of this component with identical parameters and random state.

default_parameters(*cls*)

Returns the default parameters for this component.

Our convention is that Component.default_parameters == Component().parameters.

Returns Default parameters for this component.

Return type dict

describe(*self*, *print_name=False*, *return_dict=False*)

Describe a component and its parameters.

Parameters

- **print_name** (*bool, optional*) – whether to print name of component
- **return_dict** (*bool, optional*) – whether to return description as dictionary in the format {"name": name, "parameters": parameters}

Returns Returns dictionary if return_dict is True, else None.

Return type None or dict

property feature_importance(*self*)

Feature importance of fitted CatBoost regressor.

fit(*self*, *X*, *y=None*)

Fits CatBoost regressor component to data.

Parameters

- **X** (*pd.DataFrame*) – The input training data of shape [n_samples, n_features].
- **y** (*pd.Series*) – The target training data of length [n_samples].

Returns self

static load(*file_path*)

Loads component at file path.

Parameters **file_path** (*str*) – Location to load file.

Returns ComponentBase object

needs_fitting(*self*)

Returns boolean determining if component needs fitting before calling predict, predict_proba, transform, or feature_importances.

This can be overridden to False for components that do not need to be fit or whose fit methods do nothing.

Returns True.

property parameters(*self*)

Returns the parameters which were used to initialize the component.

predict(*self*, *X*)

Make predictions using selected features.

Parameters **X** (*pd.DataFrame*) – Data of shape [n_samples, n_features].

Returns Predicted values.

Return type pd.Series

Raises **MethodPropertyNotFoundError** – If estimator does not have a predict method or a component_obj that implements predict.

predict_proba(*self*, *X*)

Make probability estimates for labels.

Parameters **X** (*pd.DataFrame*) – Features.

Returns Probability estimates.

Return type pd.Series

Raises **MethodPropertyNotFoundError** – If estimator does not have a predict_proba method or a component_obj that implements predict_proba.

save(*self*, *file_path*, *pickle_protocol=cloudpickle.DEFAULT_PROTOCOL*)

Saves component at file path.

Parameters

- **file_path** (*str*) – Location to save file.
- **pickle_protocol** (*int*) – The pickle data stream format.

class evalml.pipelines.components.estimators.**DecisionTreeClassifier**(*criterion='gini', max_features='auto', max_depth=6, min_samples_split=2, min_weight_fraction_leaf=0.0, random_seed=0, **kwargs*)

Decision Tree Classifier.

Parameters

- **criterion** (*{"gini", "entropy"}*) – The function to measure the quality of a split. Supported criteria are "gini" for the Gini impurity and "entropy" for the information gain. Defaults to "gini".
- **max_features** (*int, float or {"auto", "sqrt", "log2"}*) – The number of features to consider when looking for the best split:
  - If int, then consider max_features features at each split.

- If float, then max_features is a fraction and int(max_features * n_features) features are considered at each split.
- If "auto", then max_features=sqrt(n_features).
- If "sqrt", then max_features=sqrt(n_features).
- If "log2", then max_features=log2(n_features).
- If None, then max_features = n_features.

The search for a split does not stop until at least one valid partition of the node samples is found, even if it requires to effectively inspect more than max_features features. Defaults to "auto".

- **max_depth** (*int*) – The maximum depth of the tree. Defaults to 6.
- **min_samples_split** (*int or float*) – The minimum number of samples required to split an internal node:
  - If int, then consider min_samples_split as the minimum number.
  - If float, then min_samples_split is a fraction and ceil(min_samples_split * n_samples) are the minimum number of samples for each split.

  Defaults to 2.
- **min_weight_fraction_leaf** (*float*) – The minimum weighted fraction of the sum total of weights (of all the input samples) required to be at a leaf node. Defaults to 0.0.
- **random_seed** (*int*) – Seed for the random number generator. Defaults to 0.

Attributes

hyper-parameter_ranges	{ "criterion": ["gini", "entropy"], "max_features": ["auto", "sqrt", "log2"], "max_depth": Integer(4, 10),}
model_family	ModelFamily.DECISION_TREE
modifies_features	True
modifies_target	False
name	Decision Tree Classifier
supported_problem_types	[ProblemTypes.BINARY, ProblemTypes.MULTICLASS, ProblemTypes.TIME_SERIES_BINARY, ProblemTypes.TIME_SERIES_MULTICLASS,]
training_only	False

Methods

clone	Constructs a new component with the same parameters and random state.
default_parameters	Returns the default parameters for this component.
describe	Describe a component and its parameters.
feature_importance	Returns importance associated with each feature.
fit	Fits estimator to data.
load	Loads component at file path.

continues on next page

Table 410 – continued from previous page

needs_fitting	Returns boolean determining if component needs fitting before calling predict, predict_proba, transform, or feature_importances.
parameters	Returns the parameters which were used to initialize the component.
predict	Make predictions using selected features.
predict_proba	Make probability estimates for labels.
save	Saves component at file path.

clone (*self*)

Constructs a new component with the same parameters and random state.

Returns A new instance of this component with identical parameters and random state.

default_parameters (*cls*)

Returns the default parameters for this component.

Our convention is that Component.default_parameters == Component().parameters.

Returns Default parameters for this component.

Return type dict

describe (*self*, *print_name=False*, *return_dict=False*)

Describe a component and its parameters.

Parameters

- **print_name** (*bool, optional*) – whether to print name of component
- **return_dict** (*bool, optional*) – whether to return description as dictionary in the format {"name": name, "parameters": parameters}

Returns Returns dictionary if return_dict is True, else None.

Return type None or dict

property feature_importance (*self*)

Returns importance associated with each feature.

Returns Importance associated with each feature.

Return type np.ndarray

Raises **MethodPropertyNotFoundError** – If estimator does not have a feature_importance method or a component_obj that implements feature_importance.

fit (*self*, *X*, *y=None*)

Fits estimator to data.

Parameters

- **X** (*pd.DataFrame*) – The input training data of shape [n_samples, n_features].
- **y** (*pd.Series, optional*) – The target training data of length [n_samples].

Returns self

static load (*file_path*)

Loads component at file path.

Parameters **file_path** (*str*) – Location to load file.

Returns ComponentBase object

needs_fitting(*self*)

Returns boolean determining if component needs fitting before calling predict, predict_proba, transform, or feature_importances.

This can be overridden to False for components that do not need to be fit or whose fit methods do nothing.

Returns True.

property parameters(*self*)

Returns the parameters which were used to initialize the component.

predict(*self*, *X*)

Make predictions using selected features.

Parameters **X** (*pd.DataFrame*) – Data of shape [n_samples, n_features].

Returns Predicted values.

Return type pd.Series

Raises **MethodPropertyNotFoundError** – If estimator does not have a predict method or a component_obj that implements predict.

predict_proba(*self*, *X*)

Make probability estimates for labels.

Parameters **X** (*pd.DataFrame*) – Features.

Returns Probability estimates.

Return type pd.Series

Raises **MethodPropertyNotFoundError** – If estimator does not have a predict_proba method or a component_obj that implements predict_proba.

save(*self*, *file_path*, *pickle_protocol=cloudpickle.DEFAULT_PROTOCOL*)

Saves component at file path.

Parameters

- **file_path** (*str*) – Location to save file.
- **pickle_protocol** (*int*) – The pickle data stream format.

class evalml.pipelines.components.estimators.**DecisionTreeRegressor**(*criterion='mse', max_features='auto', max_depth=6, min_samples_split=2, min_weight_fraction_leaf=0.0, random_seed=0, **kwargs*)

Decision Tree Regressor.

Parameters

- **criterion** (*{"mse", "friedman_mse", "mae", "poisson"}*) – The function to measure the quality of a split. Supported criteria are:
  - "mse" for the mean squared error, which is equal to variance reduction as feature selection criterion and minimizes the L2 loss using the mean of each terminal node
  - "friedman_mse", which uses mean squared error with Friedman"s improvement score for potential splits

  - ”mae” for the mean absolute error, which minimizes the L1 loss using the median of each terminal node,
  - ”poisson” which uses reduction in Poisson deviance to find splits.
- **max_features** (*int, float or {"auto", "sqrt", "log2"}*) – The number of features to consider when looking for the best split:
  - If int, then consider max_features features at each split.
  - If float, then max_features is a fraction and int(max_features * n_features) features are considered at each split.
  - If “auto”, then max_features=sqrt(n_features).
  - If “sqrt”, then max_features=sqrt(n_features).
  - If “log2”, then max_features=log2(n_features).
  - If None, then max_features = n_features.

  The search for a split does not stop until at least one valid partition of the node samples is found, even if it requires to effectively inspect more than max_features features.
- **max_depth** (*int*) – The maximum depth of the tree. Defaults to 6.
- **min_samples_split** (*int or float*) – The minimum number of samples required to split an internal node:
  - If int, then consider min_samples_split as the minimum number.
  - If float, then min_samples_split is a fraction and ceil(min_samples_split * n_samples) are the minimum number of samples for each split.

  Defaults to 2.
- **min_weight_fraction_leaf** (*float*) – The minimum weighted fraction of the sum total of weights (of all the input samples) required to be at a leaf node. Defaults to 0.0.
- **random_seed** (*int*) – Seed for the random number generator. Defaults to 0.

Attributes

hyper-parameter_ranges	{ “criterion”: [“mse”, “friedman_mse”, “mae”], “max_features”: [“auto”, “sqrt”, “log2”], “max_depth”: Integer(4, 10),}
model_family	ModelFamily.DECISION_TREE
modifies_features	True
modifies_target	False
name	Decision Tree Regressor
supported_problem_types	[ProblemTypes.REGRESSION, ProblemTypes.TIME_SERIES_REGRESSION,]
training_only	False

Methods

clone	Constructs a new component with the same parameters and random state.
default_parameters	Returns the default parameters for this component.
describe	Describe a component and its parameters.
feature_importance	Returns importance associated with each feature.
fit	Fits estimator to data.
load	Loads component at file path.
needs_fitting	Returns boolean determining if component needs fitting before calling predict, predict_proba, transform, or feature_importances.
parameters	Returns the parameters which were used to initialize the component.
predict	Make predictions using selected features.
predict_proba	Make probability estimates for labels.
save	Saves component at file path.

clone (*self*)

Constructs a new component with the same parameters and random state.

Returns A new instance of this component with identical parameters and random state.

default_parameters (*cls*)

Returns the default parameters for this component.

Our convention is that Component.default_parameters == Component().parameters.

Returns Default parameters for this component.

Return type dict

describe (*self*, *print_name=False*, *return_dict=False*)

Describe a component and its parameters.

Parameters

- **print_name** (*bool, optional*) – whether to print name of component
- **return_dict** (*bool, optional*) – whether to return description as dictionary in the format {"name": name, "parameters": parameters}

Returns Returns dictionary if return_dict is True, else None.

Return type None or dict

property feature_importance (*self*)

Returns importance associated with each feature.

Returns Importance associated with each feature.

Return type np.ndarray

Raises **MethodPropertyNotFoundError** – If estimator does not have a feature_importance method or a component_obj that implements feature_importance.

fit (*self*, *X*, *y=None*)

Fits estimator to data.

Parameters

- **X** (*pd.DataFrame*) – The input training data of shape [n_samples, n_features].
- **y** (*pd.Series, optional*) – The target training data of length [n_samples].

Returns self

static load(*file_path*)

Loads component at file path.

Parameters **file_path** (*str*) – Location to load file.

Returns ComponentBase object

needs_fitting(*self*)

Returns boolean determining if component needs fitting before calling predict, predict_proba, transform, or feature_importances.

This can be overridden to False for components that do not need to be fit or whose fit methods do nothing.

Returns True.

property parameters(*self*)

Returns the parameters which were used to initialize the component.

predict(*self*, *X*)

Make predictions using selected features.

Parameters **X** (*pd.DataFrame*) – Data of shape [n_samples, n_features].

Returns Predicted values.

Return type pd.Series

Raises **MethodPropertyNotFoundError** – If estimator does not have a predict method or a component_obj that implements predict.

predict_proba(*self*, *X*)

Make probability estimates for labels.

Parameters **X** (*pd.DataFrame*) – Features.

Returns Probability estimates.

Return type pd.Series

Raises **MethodPropertyNotFoundError** – If estimator does not have a predict_proba method or a component_obj that implements predict_proba.

save(*self*, *file_path*, *pickle_protocol=cloudpickle.DEFAULT_PROTOCOL*)

Saves component at file path.

Parameters

- **file_path** (*str*) – Location to save file.
- **pickle_protocol** (*int*) – The pickle data stream format.

class evalml.pipelines.components.estimators.**ElasticNetClassifier**(*penalty='elasticnet', C=1.0, l1_ratio=0.15, multi_class='auto', solver='saga', n_jobs=-1, random_seed=0, **kwargs*)

Elastic Net Classifier. Uses Logistic Regression with elasticnet penalty as the base estimator.

Parameters

- **penalty** (*{"l1", "l2", "elasticnet", "none"}*) – The norm used in penalization. Defaults to "elasticnet".
- **C** (*float*) – Inverse of regularization strength. Must be a positive float. Defaults to 1.0.
- **l1_ratio** (*float*) – The mixing parameter, with 0 <= l1_ratio <= 1. Only used if penalty='elasticnet'. Setting l1_ratio=0 is equivalent to using penalty='l2', while setting l1_ratio=1 is equivalent to using penalty='l1'. For 0 < l1_ratio <1, the penalty is a combination of L1 and L2. Defaults to 0.15.
- **multi_class** (*{"auto", "ovr", "multinomial"}*) – If the option chosen is "ovr", then a binary problem is fit for each label. For "multinomial" the loss minimised is the multinomial loss fit across the entire probability distribution, even when the data is binary. "multinomial" is unavailable when solver="liblinear". "auto" selects "ovr" if the data is binary, or if solver="liblinear", and otherwise selects "multinomial". Defaults to "auto".
- **solver** (*{"newton-cg", "lbfgs", "liblinear", "sag", "saga"}*) – Algorithm to use in the optimization problem. For small datasets, "liblinear" is a good choice, whereas "sag" and "saga" are faster for large ones. For multiclass problems, only "newton-cg", "sag", "saga" and "lbfgs" handle multinomial loss; "liblinear" is limited to one-versus-rest schemes.
  - "newton-cg", "lbfgs", "sag" and "saga" handle L2 or no penalty
  - "liblinear" and "saga" also handle L1 penalty
  - "saga" also supports "elasticnet" penalty
  - "liblinear" does not support setting penalty='none'

  Defaults to "saga".
- **n_jobs** (*int*) – Number of parallel threads used to run xgboost. Note that creating thread contention will significantly slow down the algorithm. Defaults to -1.
- **random_seed** (*int*) – Seed for the random number generator. Defaults to 0.

Attributes

hyper-parameter_ranges	{ "C": Real(0.01, 10), "l1_ratio": Real(0, 1)}
model_family	ModelFamily.LINEAR_MODEL
modifies_features	True
modifies_target	False
name	Elastic Net Classifier
supported_problem_types	[ProblemTypes.BINARY, ProblemTypes.MULTICLASS, ProblemTypes.TIME_SERIES_BINARY, ProblemTypes.TIME_SERIES_MULTICLASS,]
training_only	False

Methods

clone	Constructs a new component with the same parameters and random state.
default_parameters	Returns the default parameters for this component.

continues on next page

Table 412 – continued from previous page

describe	Describe a component and its parameters.
feature_importance	Feature importance for fitted ElasticNet classifier.
fit	Fits ElasticNet classifier component to data.
load	Loads component at file path.
needs_fitting	Returns boolean determining if component needs fitting before calling predict, predict_proba, transform, or feature_importances.
parameters	Returns the parameters which were used to initialize the component.
predict	Make predictions using selected features.
predict_proba	Make probability estimates for labels.
save	Saves component at file path.

clone (*self*)

Constructs a new component with the same parameters and random state.

Returns A new instance of this component with identical parameters and random state.

default_parameters (*cls*)

Returns the default parameters for this component.

Our convention is that Component.default_parameters == Component().parameters.

Returns Default parameters for this component.

Return type dict

describe (*self*, *print_name=False*, *return_dict=False*)

Describe a component and its parameters.

Parameters

- **print_name** (*bool, optional*) – whether to print name of component
- **return_dict** (*bool, optional*) – whether to return description as dictionary in the format {"name": name, "parameters": parameters}

Returns Returns dictionary if return_dict is True, else None.

Return type None or dict

property feature_importance (*self*)

Feature importance for fitted ElasticNet classifier.

fit (*self*, *X*, *y*)

Fits ElasticNet classifier component to data.

Parameters

- **X** (*pd.DataFrame*) – The input training data of shape [n_samples, n_features].
- **y** (*pd.Series*) – The target training data of length [n_samples].

Returns self

static load (*file_path*)

Loads component at file path.

Parameters **file_path** (*str*) – Location to load file.

Returns ComponentBase object

needs_fitting(*self*)

Returns boolean determining if component needs fitting before calling predict, predict_proba, transform, or feature_importances.

This can be overridden to False for components that do not need to be fit or whose fit methods do nothing.

Returns True.

property parameters(*self*)

Returns the parameters which were used to initialize the component.

predict(*self*, *X*)

Make predictions using selected features.

Parameters **X** (*pd.DataFrame*) – Data of shape [n_samples, n_features].

Returns Predicted values.

Return type pd.Series

Raises **MethodPropertyNotFoundError** – If estimator does not have a predict method or a component_obj that implements predict.

predict_proba(*self*, *X*)

Make probability estimates for labels.

Parameters **X** (*pd.DataFrame*) – Features.

Returns Probability estimates.

Return type pd.Series

Raises **MethodPropertyNotFoundError** – If estimator does not have a predict_proba method or a component_obj that implements predict_proba.

save(*self*, *file_path*, *pickle_protocol=cloudpickle.DEFAULT_PROTOCOL*)

Saves component at file path.

Parameters

- **file_path** (*str*) – Location to save file.
- **pickle_protocol** (*int*) – The pickle data stream format.

class evalml.pipelines.components.estimators.**ElasticNetRegressor**(*alpha=0.0001*, *l1_ratio=0.15*, *max_iter=1000*, *normalize=False*, *random_seed=0*, ***kwargs*)

Elastic Net Regressor.

Parameters

- **alpha** (*float*) – Constant that multiplies the penalty terms. Defaults to 0.0001.
- **l1_ratio** (*float*) – The mixing parameter, with 0 <= l1_ratio <= 1. Only used if penalty='elasticnet'. Setting l1_ratio=0 is equivalent to using penalty='l2', while setting l1_ratio=1 is equivalent to using penalty='l1'. For 0 < l1_ratio <1, the penalty is a combination of L1 and L2. Defaults to 0.15.
- **max_iter** (*int*) – The maximum number of iterations. Defaults to 1000.

- **normalize** (*boolean*) – If True, the regressors will be normalized before regression by subtracting the mean and dividing by the l2-norm. Defaults to False.
- **random_seed** (*int*) – Seed for the random number generator. Defaults to 0.

Attributes

hyper-parameter_ranges	{ "alpha": Real(0, 1), "l1_ratio": Real(0, 1),}
model_family	ModelFamily.LINEAR_MODEL
modifies_features	True
modifies_target	False
name	Elastic Net Regressor
supported_problem_types	[ProblemTypes.REGRESSION, ProblemTypes.TIME_SERIES_REGRESSION,]
training_only	False

Methods

clone	Constructs a new component with the same parameters and random state.
default_parameters	Returns the default parameters for this component.
describe	Describe a component and its parameters.
feature_importance	Feature importance for fitted ElasticNet regressor.
fit	Fits estimator to data.
load	Loads component at file path.
needs_fitting	Returns boolean determining if component needs fitting before calling predict, predict_proba, transform, or feature_importances.
parameters	Returns the parameters which were used to initialize the component.
predict	Make predictions using selected features.
predict_proba	Make probability estimates for labels.
save	Saves component at file path.

clone (*self*)

Constructs a new component with the same parameters and random state.

Returns A new instance of this component with identical parameters and random state.

default_parameters (*cls*)

Returns the default parameters for this component.

Our convention is that Component.default_parameters == Component().parameters.

Returns Default parameters for this component.

Return type dict

describe (*self*, *print_name=False*, *return_dict=False*)

Describe a component and its parameters.

Parameters

- **print_name** (*bool, optional*) – whether to print name of component
- **return_dict** (*bool, optional*) – whether to return description as dictionary in the format {"name": name, "parameters": parameters}

Returns Returns dictionary if return_dict is True, else None.

Return type None or dict

property feature_importance(*self*)
Feature importance for fitted ElasticNet regressor.

fit(*self, X, y=None*)
Fits estimator to data.

Parameters

- **X** (*pd.DataFrame*) – The input training data of shape [n_samples, n_features].
- **y** (*pd.Series, optional*) – The target training data of length [n_samples].

Returns self

static load(*file_path*)
Loads component at file path.

Parameters **file_path** (*str*) – Location to load file.

Returns ComponentBase object

needs_fitting(*self*)
Returns boolean determining if component needs fitting before calling predict, predict_proba, transform, or feature_importances.

This can be overridden to False for components that do not need to be fit or whose fit methods do nothing.

Returns True.

property parameters(*self*)
Returns the parameters which were used to initialize the component.

predict(*self, X*)
Make predictions using selected features.

Parameters **X** (*pd.DataFrame*) – Data of shape [n_samples, n_features].

Returns Predicted values.

Return type pd.Series

Raises **MethodPropertyNotFoundError** – If estimator does not have a predict method or a component_obj that implements predict.

predict_proba(*self, X*)
Make probability estimates for labels.

Parameters **X** (*pd.DataFrame*) – Features.

Returns Probability estimates.

Return type pd.Series

Raises **MethodPropertyNotFoundError** – If estimator does not have a predict_proba method or a component_obj that implements predict_proba.

save(*self, file_path, pickle_protocol=cloudpickle.DEFAULT_PROTOCOL*)
Saves component at file path.

Parameters

- **file_path** (*str*) – Location to save file.
- **pickle_protocol** (*int*) – The pickle data stream format.

class evalml.pipelines.components.estimators.**Estimator**(*parameters=None, component_obj=None, random_seed=0, **kwargs*)

A component that fits and predicts given data.

To implement a new Estimator, define your own class which is a subclass of Estimator, including a name and a list of acceptable ranges for any parameters to be tuned during the automl search (hyperparameters). Define an *__init__* method which sets up any necessary state and objects. Make sure your *__init__* only uses standard keyword arguments and calls *super().__init__()* with a parameters dict. You may also override the *fit*, *transform*, *fit_transform* and other methods in this class if appropriate.

To see some examples, check out the definitions of any Estimator component subclass.

Parameters

- **parameters** (*dict*) – Dictionary of parameters for the component. Defaults to None.
- **component_obj** (*obj*) – Third-party objects useful in component implementation. Defaults to None.
- **random_seed** (*int*) – Seed for the random number generator. Defaults to 0.

Attributes

model_family	ModelFamily.NONE
modifies_features	True
modifies_target	False
training_only	False

Methods

clone	Constructs a new component with the same parameters and random state.
default_parameters	Returns the default parameters for this component.
describe	Describe a component and its parameters.
feature_importance	Returns importance associated with each feature.
fit	Fits estimator to data.
load	Loads component at file path.
model_family	ModelFamily.NONE
name	Returns string name of this component.
needs_fitting	Returns boolean determining if component needs fitting before calling predict, predict_proba, transform, or feature_importances.
parameters	Returns the parameters which were used to initialize the component.
predict	Make predictions using selected features.
predict_proba	Make probability estimates for labels.
save	Saves component at file path.

continues on next page

Table 414 – continued from previous page

`supported_problem_types`	Problem types this estimator supports.

clone (*self*)

Constructs a new component with the same parameters and random state.

Returns A new instance of this component with identical parameters and random state.

default_parameters (*cls*)

Returns the default parameters for this component.

Our convention is that Component.default_parameters == Component().parameters.

Returns Default parameters for this component.

Return type dict

describe (*self*, *print_name=False*, *return_dict=False*)

Describe a component and its parameters.

Parameters

- **print_name** (*bool, optional*) – whether to print name of component
- **return_dict** (*bool, optional*) – whether to return description as dictionary in the format {"name": name, "parameters": parameters}

Returns Returns dictionary if return_dict is True, else None.

Return type None or dict

property feature_importance (*self*)

Returns importance associated with each feature.

Returns Importance associated with each feature.

Return type np.ndarray

Raises **MethodPropertyNotFoundError** – If estimator does not have a feature_importance method or a component_obj that implements feature_importance.

fit (*self*, *X*, *y=None*)

Fits estimator to data.

Parameters

- **X** (*pd.DataFrame*) – The input training data of shape [n_samples, n_features].
- **y** (*pd.Series, optional*) – The target training data of length [n_samples].

Returns self

static load (*file_path*)

Loads component at file path.

Parameters **file_path** (*str*) – Location to load file.

Returns ComponentBase object

property model_family (*cls*)

Returns ModelFamily of this component.

property name (*cls*)

Returns string name of this component.

needs_fitting(*self*)

Returns boolean determining if component needs fitting before calling predict, predict_proba, transform, or feature_importances.

This can be overridden to False for components that do not need to be fit or whose fit methods do nothing.

Returns True.

property parameters(*self*)

Returns the parameters which were used to initialize the component.

predict(*self*, *X*)

Make predictions using selected features.

Parameters **X** (*pd.DataFrame*) – Data of shape [n_samples, n_features].

Returns Predicted values.

Return type pd.Series

Raises **MethodPropertyNotFoundError** – If estimator does not have a predict method or a component_obj that implements predict.

predict_proba(*self*, *X*)

Make probability estimates for labels.

Parameters **X** (*pd.DataFrame*) – Features.

Returns Probability estimates.

Return type pd.Series

Raises **MethodPropertyNotFoundError** – If estimator does not have a predict_proba method or a component_obj that implements predict_proba.

save(*self*, *file_path*, *pickle_protocol=cloudpickle.DEFAULT_PROTOCOL*)

Saves component at file path.

Parameters

- **file_path** (*str*) – Location to save file.
- **pickle_protocol** (*int*) – The pickle data stream format.

property supported_problem_types(*cls*)

Problem types this estimator supports.

class evalml.pipelines.components.estimators.**ExponentialSmoothingRegressor**(*trend=None*, *damped_trend=False*, *seasonal=None*, *sp=2*, *n_jobs=-1*, *random_seed=0*, ***kwargs*)

Holt-Winters Exponential Smoothing Forecaster.

Currently ExponentialSmoothingRegressor isn't supported via conda install. It's recommended that it be installed via PyPI.

Parameters

- **trend** (*str*) – Type of trend component. Defaults to None.
- **damped_trend** (*bool*) – If the trend component should be damped. Defaults to False.
- **seasonal** (*str*) – Type of seasonal component. Takes one of {"additive", None}. Can also be multiplicative if
- **of the target data is 0** (*none*) –
- **AutoMLSearch wiill not tune for this. Defaults to None.** (*but*) –
- **sp** (*int*) – The number of seasonal periods to consider. Defaults to 2.
- **n_jobs** (*int or None*) – Non-negative integer describing level of parallelism used for pipelines. Defaults to -1.
- **random_seed** (*int*) – Seed for the random number generator. Defaults to 0.

Attributes

hyperparameter_ranges	{ "trend": [None, "additive"], "damped_trend": [True, False], "seasonal": [None, "additive"], "sp": Integer(2, 8),}
model_family	ModelFamily.EXPONENTIAL_SMOOTHING
modifies_features	True
modifies_target	False
name	Exponential Smoothing Regressor
supported_problem_types	[ProblemTypes.TIME_SERIES_REGRESSION]
training_only	False

Methods

clone	Constructs a new component with the same parameters and random state.
default_parameters	Returns the default parameters for this component.
describe	Describe a component and its parameters.
feature_importance	Returns array of 0's with a length of 1 as feature_importance is not defined for Exponential Smoothing regressor.
fit	Fits Exponential Smoothing Regressor to data.
load	Loads component at file path.
needs_fitting	Returns boolean determining if component needs fitting before calling predict, predict_proba, transform, or feature_importances.
parameters	Returns the parameters which were used to initialize the component.
predict	Make predictions using fitted Exponential Smoothing regressor.
predict_proba	Make probability estimates for labels.
save	Saves component at file path.

clone (*self*)

Constructs a new component with the same parameters and random state.

Returns A new instance of this component with identical parameters and random state.

default_parameters(*cls*)

Returns the default parameters for this component.

Our convention is that Component.default_parameters == Component().parameters.

Returns Default parameters for this component.

Return type dict

describe(*self*, *print_name=False*, *return_dict=False*)

Describe a component and its parameters.

Parameters

- **print_name** (*bool, optional*) – whether to print name of component
- **return_dict** (*bool, optional*) – whether to return description as dictionary in the format {"name": name, "parameters": parameters}

Returns Returns dictionary if return_dict is True, else None.

Return type None or dict

property feature_importance(*self*)

Returns array of 0's with a length of 1 as feature_importance is not defined for Exponential Smoothing regressor.

fit(*self*, *X*, *y=None*)

Fits Exponential Smoothing Regressor to data.

Parameters

- **X** (*pd.DataFrame*) – The input training data of shape [n_samples, n_features]. Ignored.
- **y** (*pd.Series*) – The target training data of length [n_samples].

Returns self

Raises **ValueError** – If y was not passed in.

static load(*file_path*)

Loads component at file path.

Parameters **file_path** (*str*) – Location to load file.

Returns ComponentBase object

needs_fitting(*self*)

Returns boolean determining if component needs fitting before calling predict, predict_proba, transform, or feature_importances.

This can be overridden to False for components that do not need to be fit or whose fit methods do nothing.

Returns True.

property parameters(*self*)

Returns the parameters which were used to initialize the component.

predict(*self*, *X*, *y=None*)

Make predictions using fitted Exponential Smoothing regressor.

Parameters

- **X** (*pd.DataFrame*) – Data of shape [n_samples, n_features]. Ignored except to set forecast horizon.
- **y** (*pd.Series*) – Target data.

Returns Predicted values.

Return type pd.Series

predict_proba(*self*, *X*)

Make probability estimates for labels.

Parameters **X** (*pd.DataFrame*) – Features.

Returns Probability estimates.

Return type pd.Series

Raises **MethodPropertyNotFoundError** – If estimator does not have a predict_proba method or a component_obj that implements predict_proba.

save(*self*, *file_path*, *pickle_protocol=cloudpickle.DEFAULT_PROTOCOL*)

Saves component at file path.

Parameters

- **file_path** (*str*) – Location to save file.
- **pickle_protocol** (*int*) – The pickle data stream format.

class evalml.pipelines.components.estimators.**ExtraTreesClassifier**(*n_estimators=100*, *max_features='auto'*, *max_depth=6*, *min_samples_split=2*, *min_weight_fraction_leaf=0.0*, *n_jobs=-1*, *random_seed=0*, ***kwargs*)

Extra Trees Classifier.

Parameters

- **n_estimators** (*float*) – The number of trees in the forest. Defaults to 100.
- **max_features** (*int, float or {"auto", "sqrt", "log2"}*) – The number of features to consider when looking for the best split:
  - If int, then consider max_features features at each split.
  - If float, then max_features is a fraction and int(max_features * n_features) features are considered at each split.
  - If "auto", then max_features=sqrt(n_features).
  - If "sqrt", then max_features=sqrt(n_features).
  - If "log2", then max_features=log2(n_features).
  - If None, then max_features = n_features.

  The search for a split does not stop until at least one valid partition of the node samples is found, even if it requires to effectively inspect more than max_features features. Defaults to "auto".
- **max_depth** (*int*) – The maximum depth of the tree. Defaults to 6.

- **min_samples_split** (*int or float*) – The minimum number of samples required to split an internal node:
  - If int, then consider min_samples_split as the minimum number.
  - If float, then min_samples_split is a fraction and ceil(min_samples_split * n_samples) are the minimum number of samples for each split.
- **to 2.** (*Defaults*) –
- **min_weight_fraction_leaf** (*float*) – The minimum weighted fraction of the sum total of weights (of all the input samples) required to be at a leaf node. Defaults to 0.0.
- **n_jobs** (*int or None*) – Number of jobs to run in parallel. -1 uses all processes. Defaults to -1.
- **random_seed** (*int*) – Seed for the random number generator. Defaults to 0.

Attributes

hyper-parameter_ranges	{ "n_estimators": Integer(10, 1000), "max_features": ["auto", "sqrt", "log2"], "max_depth": Integer(4, 10),}
model_family	ModelFamily.EXTRA_TREES
modifies_features	True
modifies_target	False
name	Extra Trees Classifier
supported_problem_types	[ProblemTypes.BINARY, ProblemTypes.MULTICLASS, ProblemTypes.TIME_SERIES_BINARY, ProblemTypes.TIME_SERIES_MULTICLASS,]
training_only	False

Methods

clone	Constructs a new component with the same parameters and random state.
default_parameters	Returns the default parameters for this component.
describe	Describe a component and its parameters.
feature_importance	Returns importance associated with each feature.
fit	Fits estimator to data.
load	Loads component at file path.
needs_fitting	Returns boolean determining if component needs fitting before calling predict, predict_proba, transform, or feature_importances.
parameters	Returns the parameters which were used to initialize the component.
predict	Make predictions using selected features.
predict_proba	Make probability estimates for labels.
save	Saves component at file path.

clone(*self*)

Constructs a new component with the same parameters and random state.

Returns A new instance of this component with identical parameters and random state.

default_parameters (*cls*)
Returns the default parameters for this component.

Our convention is that Component.default_parameters == Component().parameters.

Returns Default parameters for this component.

Return type dict

describe (*self*, *print_name=False*, *return_dict=False*)
Describe a component and its parameters.

Parameters

- **print_name** (*bool, optional*) – whether to print name of component
- **return_dict** (*bool, optional*) – whether to return description as dictionary in the format {"name": name, "parameters": parameters}

Returns Returns dictionary if return_dict is True, else None.

Return type None or dict

property feature_importance (*self*)
Returns importance associated with each feature.

Returns Importance associated with each feature.

Return type np.ndarray

Raises **MethodPropertyNotFoundError** – If estimator does not have a feature_importance method or a component_obj that implements feature_importance.

fit (*self*, *X*, *y=None*)
Fits estimator to data.

Parameters

- **X** (*pd.DataFrame*) – The input training data of shape [n_samples, n_features].
- **y** (*pd.Series, optional*) – The target training data of length [n_samples].

Returns self

static load (*file_path*)
Loads component at file path.

Parameters **file_path** (*str*) – Location to load file.

Returns ComponentBase object

needs_fitting (*self*)
Returns boolean determining if component needs fitting before calling predict, predict_proba, transform, or feature_importances.

This can be overridden to False for components that do not need to be fit or whose fit methods do nothing.

Returns True.

property parameters (*self*)
Returns the parameters which were used to initialize the component.

predict (*self*, *X*)
Make predictions using selected features.

Parameters **X** (*pd.DataFrame*) – Data of shape [n_samples, n_features].

Returns Predicted values.

Return type pd.Series

Raises **MethodPropertyNotFoundError** – If estimator does not have a predict method or a component_obj that implements predict.

predict_proba(*self*, *X*)

Make probability estimates for labels.

Parameters **X** (*pd.DataFrame*) – Features.

Returns Probability estimates.

Return type pd.Series

Raises **MethodPropertyNotFoundError** – If estimator does not have a predict_proba method or a component_obj that implements predict_proba.

save(*self*, *file_path*, *pickle_protocol=cloudpickle.DEFAULT_PROTOCOL*)

Saves component at file path.

Parameters

- **file_path** (*str*) – Location to save file.
- **pickle_protocol** (*int*) – The pickle data stream format.

class evalml.pipelines.components.estimators.**ExtraTreesRegressor**(*n_estimators=100*, *max_features='auto'*, *max_depth=6*, *min_samples_split=2*, *min_weight_fraction_leaf=0.0*, *n_jobs=-1*, *random_seed=0*, ***kwargs*)

Extra Trees Regressor.

Parameters

- **n_estimators** (*float*) – The number of trees in the forest. Defaults to 100.
- **max_features** (*int, float or {"auto", "sqrt", "log2"}*) – The number of features to consider when looking for the best split:
  - If int, then consider max_features features at each split.
  - If float, then max_features is a fraction and int(max_features * n_features) features are considered at each split.
  - If "auto", then max_features=sqrt(n_features).
  - If "sqrt", then max_features=sqrt(n_features).
  - If "log2", then max_features=log2(n_features).
  - If None, then max_features = n_features.

  The search for a split does not stop until at least one valid partition of the node samples is found, even if it requires to effectively inspect more than max_features features. Defaults to "auto".
- **max_depth** (*int*) – The maximum depth of the tree. Defaults to 6.
- **min_samples_split** (*int or float*) – The minimum number of samples required to split an internal node:

- If int, then consider min_samples_split as the minimum number.
- If float, then min_samples_split is a fraction and ceil(min_samples_split * n_samples) are the minimum number of samples for each split.

- **to 2.** (*Defaults*) –
- **min_weight_fraction_leaf** (*float*) – The minimum weighted fraction of the sum total of weights (of all the input samples) required to be at a leaf node. Defaults to 0.0.
- **n_jobs** (*int or None*) – Number of jobs to run in parallel. -1 uses all processes. Defaults to -1.
- **random_seed** (*int*) – Seed for the random number generator. Defaults to 0.

Attributes

hyper-parameter_ranges	{ "n_estimators": Integer(10, 1000), "max_features": ["auto", "sqrt", "log2"], "max_depth": Integer(4, 10),}
model_family	ModelFamily.EXTRA_TREES
modifies_features	True
modifies_target	False
name	Extra Trees Regressor
supported_problem_types	[ProblemTypes.REGRESSION, ProblemTypes.TIME_SERIES_REGRESSION,]
training_only	False

Methods

clone	Constructs a new component with the same parameters and random state.
default_parameters	Returns the default parameters for this component.
describe	Describe a component and its parameters.
feature_importance	Returns importance associated with each feature.
fit	Fits estimator to data.
load	Loads component at file path.
needs_fitting	Returns boolean determining if component needs fitting before calling predict, predict_proba, transform, or feature_importances.
parameters	Returns the parameters which were used to initialize the component.
predict	Make predictions using selected features.
predict_proba	Make probability estimates for labels.
save	Saves component at file path.

clone (*self*)

Constructs a new component with the same parameters and random state.

Returns A new instance of this component with identical parameters and random state.

default_parameters (*cls*)

Returns the default parameters for this component.

Our convention is that Component.default_parameters == Component().parameters.

Returns Default parameters for this component.

Return type dict

describe (*self*, *print_name=False*, *return_dict=False*)

Describe a component and its parameters.

Parameters

- **print_name** (*bool, optional*) – whether to print name of component
- **return_dict** (*bool, optional*) – whether to return description as dictionary in the format {"name": name, "parameters": parameters}

Returns Returns dictionary if return_dict is True, else None.

Return type None or dict

property feature_importance (*self*)

Returns importance associated with each feature.

Returns Importance associated with each feature.

Return type np.ndarray

Raises **MethodPropertyNotFoundError** – If estimator does not have a feature_importance method or a component_obj that implements feature_importance.

fit (*self*, *X*, *y=None*)

Fits estimator to data.

Parameters

- **X** (*pd.DataFrame*) – The input training data of shape [n_samples, n_features].
- **y** (*pd.Series, optional*) – The target training data of length [n_samples].

Returns self

static load (*file_path*)

Loads component at file path.

Parameters **file_path** (*str*) – Location to load file.

Returns ComponentBase object

needs_fitting (*self*)

Returns boolean determining if component needs fitting before calling predict, predict_proba, transform, or feature_importances.

This can be overridden to False for components that do not need to be fit or whose fit methods do nothing.

Returns True.

property parameters (*self*)

Returns the parameters which were used to initialize the component.

predict (*self*, *X*)

Make predictions using selected features.

Parameters **X** (*pd.DataFrame*) – Data of shape [n_samples, n_features].

Returns Predicted values.

Return type pd.Series

Raises **MethodPropertyNotFoundError** – If estimator does not have a predict method or a component_obj that implements predict.

predict_proba(*self*, *X*)

Make probability estimates for labels.

Parameters **X** (*pd.DataFrame*) – Features.

Returns Probability estimates.

Return type pd.Series

Raises **MethodPropertyNotFoundError** – If estimator does not have a predict_proba method or a component_obj that implements predict_proba.

save(*self*, *file_path*, *pickle_protocol=cloudpickle.DEFAULT_PROTOCOL*)

Saves component at file path.

Parameters

- **file_path** (*str*) – Location to save file.
- **pickle_protocol** (*int*) – The pickle data stream format.

class evalml.pipelines.components.estimators.**KNeighborsClassifier**(*n_neighbors=5*, *weights='uniform'*, *algorithm='auto'*, *leaf_size=30*, *p=2*, *random_seed=0*, ***kwargs*)

K-Nearest Neighbors Classifier.

Parameters

- **n_neighbors** (*int*) – Number of neighbors to use by default. Defaults to 5.
- **weights** (*{'uniform', 'distance'} or callable*) – Weight function used in prediction. Can be:
  - 'uniform' : uniform weights. All points in each neighborhood are weighted equally.
  - 'distance' : weight points by the inverse of their distance. in this case, closer neighbors of a query point will have a greater influence than neighbors which are further away.
  - [callable] : a user-defined function which accepts an array of distances, and returns an array of the same shape containing the weights.

  Defaults to "uniform".
- **algorithm** (*{'auto', 'ball_tree', 'kd_tree', 'brute'}*) – Algorithm used to compute the nearest neighbors:
  - 'ball_tree' will use BallTree
  - 'kd_tree' will use KDTree
  - 'brute' will use a brute-force search.

  'auto' will attempt to decide the most appropriate algorithm based on the values passed to fit method. Defaults to "auto". Note: fitting on sparse input will override the setting of this parameter, using brute force.

- **leaf_size** (*int*) – Leaf size passed to BallTree or KDTree. This can affect the speed of the construction and query, as well as the memory required to store the tree. The optimal value depends on the nature of the problem. Defaults to 30.
- **p** (*int*) – Power parameter for the Minkowski metric. When p = 1, this is equivalent to using manhattan_distance (l1), and euclidean_distance (l2) for p = 2. For arbitrary p, minkowski_distance (l_p) is used. Defaults to 2.
- **random_seed** (*int*) – Seed for the random number generator. Defaults to 0.

Attributes

hyper-parameter_ranges	{ "n_neighbors": Integer(2, 12), "weights": ["uniform", "distance"], "algorithm": ["auto", "ball_tree", "kd_tree", "brute"], "leaf_size": Integer(10, 30), "p": Integer(1, 5),}
model_family	ModelFamily.K_NEIGHBORS
modifies_features	True
modifies_target	False
name	KNN Classifier
supported_problem_types	[ProblemTypes.BINARY, ProblemTypes.MULTICLASS, ProblemTypes.TIME_SERIES_BINARY, ProblemTypes.TIME_SERIES_MULTICLASS,]
training_only	False

Methods

clone	Constructs a new component with the same parameters and random state.
default_parameters	Returns the default parameters for this component.
describe	Describe a component and its parameters.
feature_importance	Returns array of 0's matching the input number of features as feature_importance is not defined for KNN classifiers.
fit	Fits estimator to data.
load	Loads component at file path.
needs_fitting	Returns boolean determining if component needs fitting before calling predict, predict_proba, transform, or feature_importances.
parameters	Returns the parameters which were used to initialize the component.
predict	Make predictions using selected features.
predict_proba	Make probability estimates for labels.
save	Saves component at file path.

clone(*self*)

Constructs a new component with the same parameters and random state.

Returns A new instance of this component with identical parameters and random state.

default_parameters(*cls*)

Returns the default parameters for this component.

Our convention is that Component.default_parameters == Component().parameters.

Returns Default parameters for this component.

Return type dict

describe(*self*, *print_name=False*, *return_dict=False*)

Describe a component and its parameters.

Parameters

- **print_name** (*bool, optional*) – whether to print name of component
- **return_dict** (*bool, optional*) – whether to return description as dictionary in the format {"name": name, "parameters": parameters}

Returns Returns dictionary if return_dict is True, else None.

Return type None or dict

property feature_importance(*self*)

Returns array of 0's matching the input number of features as feature_importance is not defined for KNN classifiers.

fit(*self*, *X*, *y=None*)

Fits estimator to data.

Parameters

- **X** (*pd.DataFrame*) – The input training data of shape [n_samples, n_features].
- **y** (*pd.Series, optional*) – The target training data of length [n_samples].

Returns self

static load(*file_path*)

Loads component at file path.

Parameters **file_path** (*str*) – Location to load file.

Returns ComponentBase object

needs_fitting(*self*)

Returns boolean determining if component needs fitting before calling predict, predict_proba, transform, or feature_importances.

This can be overridden to False for components that do not need to be fit or whose fit methods do nothing.

Returns True.

property parameters(*self*)

Returns the parameters which were used to initialize the component.

predict(*self*, *X*)

Make predictions using selected features.

Parameters **X** (*pd.DataFrame*) – Data of shape [n_samples, n_features].

Returns Predicted values.

Return type pd.Series

Raises **MethodPropertyNotFoundError** – If estimator does not have a predict method or a component_obj that implements predict.

predict_proba(*self*, *X*)

Make probability estimates for labels.

Parameters **X** (*pd.DataFrame*) – Features.

Returns Probability estimates.

Return type pd.Series

Raises **MethodPropertyNotFoundError** – If estimator does not have a predict_proba method or a component_obj that implements predict_proba.

save(*self*, *file_path*, *pickle_protocol=cloudpickle.DEFAULT_PROTOCOL*)

Saves component at file path.

Parameters

- **file_path** (*str*) – Location to save file.
- **pickle_protocol** (*int*) – The pickle data stream format.

class evalml.pipelines.components.estimators.**LightGBMClassifier**(*boosting_type='gbdt', learning_rate=0.1, n_estimators=100, max_depth=0, num_leaves=31, min_child_samples=20, bagging_fraction=0.9, bagging_freq=0, n_jobs=-1, random_seed=0, **kwargs*)

LightGBM Classifier.

Parameters

- **boosting_type** (*string*) – Type of boosting to use. Defaults to "gbdt". - 'gbdt' uses traditional Gradient Boosting Decision Tree - "dart", uses Dropouts meet Multiple Additive Regression Trees - "goss", uses Gradient-based One-Side Sampling - "rf", uses Random Forest
- **learning_rate** (*float*) – Boosting learning rate. Defaults to 0.1.
- **n_estimators** (*int*) – Number of boosted trees to fit. Defaults to 100.
- **max_depth** (*int*) – Maximum tree depth for base learners, <=0 means no limit. Defaults to 0.
- **num_leaves** (*int*) – Maximum tree leaves for base learners. Defaults to 31.
- **min_child_samples** (*int*) – Minimum number of data needed in a child (leaf). Defaults to 20.
- **bagging_fraction** (*float*) – LightGBM will randomly select a subset of features on each iteration (tree) without resampling if this is smaller than 1.0. For example, if set to 0.8, LightGBM will select 80% of features before training each tree. This can be used to speed up training and deal with overfitting. Defaults to 0.9.
- **bagging_freq** (*int*) – Frequency for bagging. 0 means bagging is disabled. k means perform bagging at every k iteration. Every k-th iteration, LightGBM will randomly select bagging_fraction * 100 % of the data to use for the next k iterations. Defaults to 0.
- **n_jobs** (*int or None*) – Number of threads to run in parallel. -1 uses all threads. Defaults to -1.

- **random_seed** (*int*) – Seed for the random number generator. Defaults to 0.

Attributes

hyper-parameter_ranges	{ "learning_rate": Real(0.000001, 1), "boosting_type": ["gbdt", "dart", "goss", "rf"], "n_estimators": Integer(10, 100), "max_depth": Integer(0, 10), "num_leaves": Integer(2, 100), "min_child_samples": Integer(1, 100), "bagging_fraction": Real(0.000001, 1), "bagging_freq": Integer(0, 1),}
model_family	ModelFamily.LIGHTGBM
modifies_features	True
modifies_target	False
name	LightGBM Classifier
SEED_MAX	SEED_BOUNDS.max_bound
SEED_MIN	0
supported_problem_types	[ProblemTypes.BINARY, ProblemTypes.MULTICLASS, ProblemTypes.TIME_SERIES_BINARY, ProblemTypes.TIME_SERIES_MULTICLASS,]
training_only	False

Methods

clone	Constructs a new component with the same parameters and random state.
default_parameters	Returns the default parameters for this component.
describe	Describe a component and its parameters.
feature_importance	Returns importance associated with each feature.
fit	Fits LightGBM classifier component to data.
load	Loads component at file path.
needs_fitting	Returns boolean determining if component needs fitting before calling predict, predict_proba, transform, or feature_importances.
parameters	Returns the parameters which were used to initialize the component.
predict	Make predictions using the fitted LightGBM classifier.
predict_proba	Make prediction probabilities using the fitted LightGBM classifier.
save	Saves component at file path.

clone (*self*)

Constructs a new component with the same parameters and random state.

Returns A new instance of this component with identical parameters and random state.

default_parameters (*cls*)

Returns the default parameters for this component.

Our convention is that Component.default_parameters == Component().parameters.

Returns Default parameters for this component.

Return type dict

describe (*self*, *print_name=False*, *return_dict=False*)
Describe a component and its parameters.

Parameters

- **print_name** (*bool, optional*) – whether to print name of component
- **return_dict** (*bool, optional*) – whether to return description as dictionary in the format {"name": name, "parameters": parameters}

Returns Returns dictionary if return_dict is True, else None.

Return type None or dict

property feature_importance (*self*)
Returns importance associated with each feature.

Returns Importance associated with each feature.

Return type np.ndarray

Raises **MethodPropertyNotFoundError** – If estimator does not have a feature_importance method or a component_obj that implements feature_importance.

fit (*self*, *X*, *y=None*)
Fits LightGBM classifier component to data.

Parameters

- **X** (*pd.DataFrame*) – The input training data of shape [n_samples, n_features].
- **y** (*pd.Series*) – The target training data of length [n_samples].

Returns self

static load (*file_path*)
Loads component at file path.

Parameters **file_path** (*str*) – Location to load file.

Returns ComponentBase object

needs_fitting (*self*)
Returns boolean determining if component needs fitting before calling predict, predict_proba, transform, or feature_importances.

This can be overridden to False for components that do not need to be fit or whose fit methods do nothing.

Returns True.

property parameters (*self*)
Returns the parameters which were used to initialize the component.

predict (*self*, *X*)
Make predictions using the fitted LightGBM classifier.

Parameters **X** (*pd.DataFrame*) – Data of shape [n_samples, n_features].

Returns Predicted values.

Return type pd.DataFrame

predict_proba (*self*, *X*)
Make prediction probabilities using the fitted LightGBM classifier.

Parameters **X** (*pd.DataFrame*) – Data of shape [n_samples, n_features].

Returns Predicted probability values.

Return type pd.DataFrame

save (*self, file_path, pickle_protocol=cloudpickle.DEFAULT_PROTOCOL*)
Saves component at file path.

Parameters

- **file_path** (*str*) – Location to save file.
- **pickle_protocol** (*int*) – The pickle data stream format.

class evalml.pipelines.components.estimators.**LightGBMRegressor** (*boosting_type='gbdt', learning_rate=0.1, n_estimators=20, max_depth=0, num_leaves=31, min_child_samples=20, bagging_fraction=0.9, bagging_freq=0, n_jobs=- 1, random_seed=0, **kwargs*)

LightGBM Regressor.

Parameters

- **boosting_type** (*string*) – Type of boosting to use. Defaults to "gbdt". - 'gbdt' uses traditional Gradient Boosting Decision Tree - "dart", uses Dropouts meet Multiple Additive Regression Trees - "goss", uses Gradient-based One-Side Sampling - "rf", uses Random Forest
- **learning_rate** (*float*) – Boosting learning rate. Defaults to 0.1.
- **n_estimators** (*int*) – Number of boosted trees to fit. Defaults to 100.
- **max_depth** (*int*) – Maximum tree depth for base learners, <=0 means no limit. Defaults to 0.
- **num_leaves** (*int*) – Maximum tree leaves for base learners. Defaults to 31.
- **min_child_samples** (*int*) – Minimum number of data needed in a child (leaf). Defaults to 20.
- **bagging_fraction** (*float*) – LightGBM will randomly select a subset of features on each iteration (tree) without resampling if this is smaller than 1.0. For example, if set to 0.8, LightGBM will select 80% of features before training each tree. This can be used to speed up training and deal with overfitting. Defaults to 0.9.
- **bagging_freq** (*int*) – Frequency for bagging. 0 means bagging is disabled. k means perform bagging at every k iteration. Every k-th iteration, LightGBM will randomly select bagging_fraction * 100 % of the data to use for the next k iterations. Defaults to 0.
- **n_jobs** (*int or None*) – Number of threads to run in parallel. -1 uses all threads. Defaults to -1.
- **random_seed** (*int*) – Seed for the random number generator. Defaults to 0.

Attributes

hyper-parameter_ranges	{ "learning_rate": Real(0.000001, 1), "boosting_type": ["gbdt", "dart", "goss", "rf"], "n_estimators": Integer(10, 100), "max_depth": Integer(0, 10), "num_leaves": Integer(2, 100), "min_child_samples": Integer(1, 100), "bagging_fraction": Real(0.000001, 1), "bagging_freq": Integer(0, 1),}
model_family	ModelFamily.LIGHTGBM
modifies_features	True
modifies_target	False
name	LightGBM Regressor
SEED_MAX	SEED_BOUNDS.max_bound
SEED_MIN	0
supported_problem_types	[ProblemTypes.REGRESSION]
training_only	False

Methods

`clone`	Constructs a new component with the same parameters and random state.
`default_parameters`	Returns the default parameters for this component.
`describe`	Describe a component and its parameters.
`feature_importance`	Returns importance associated with each feature.
`fit`	Fits LightGBM regressor to data.
`load`	Loads component at file path.
`needs_fitting`	Returns boolean determining if component needs fitting before calling predict, predict_proba, transform, or feature_importances.
`parameters`	Returns the parameters which were used to initialize the component.
`predict`	Make predictions using fitted LightGBM regressor.
`predict_proba`	Make probability estimates for labels.
`save`	Saves component at file path.

clone(*self*)

Constructs a new component with the same parameters and random state.

Returns A new instance of this component with identical parameters and random state.

default_parameters(*cls*)

Returns the default parameters for this component.

Our convention is that Component.default_parameters == Component().parameters.

Returns Default parameters for this component.

Return type dict

describe(*self*, *print_name=False*, *return_dict=False*)

Describe a component and its parameters.

Parameters

- **print_name** (*bool, optional*) – whether to print name of component

- **return_dict** (*bool, optional*) – whether to return description as dictionary in the format {"name": name, "parameters": parameters}

Returns Returns dictionary if return_dict is True, else None.

Return type None or dict

property feature_importance(*self*)

Returns importance associated with each feature.

Returns Importance associated with each feature.

Return type np.ndarray

Raises **MethodPropertyNotFoundError** – If estimator does not have a feature_importance method or a component_obj that implements feature_importance.

fit(*self*, *X*, *y=None*)

Fits LightGBM regressor to data.

Parameters

- **X** (*pd.DataFrame*) – The input training data of shape [n_samples, n_features].
- **y** (*pd.Series*) – The target training data of length [n_samples].

Returns self

static load(*file_path*)

Loads component at file path.

Parameters **file_path** (*str*) – Location to load file.

Returns ComponentBase object

needs_fitting(*self*)

Returns boolean determining if component needs fitting before calling predict, predict_proba, transform, or feature_importances.

This can be overridden to False for components that do not need to be fit or whose fit methods do nothing.

Returns True.

property parameters(*self*)

Returns the parameters which were used to initialize the component.

predict(*self*, *X*)

Make predictions using fitted LightGBM regressor.

Parameters **X** (*pd.DataFrame*) – Data of shape [n_samples, n_features].

Returns Predicted values.

Return type pd.Series

predict_proba(*self*, *X*)

Make probability estimates for labels.

Parameters **X** (*pd.DataFrame*) – Features.

Returns Probability estimates.

Return type pd.Series

Raises **MethodPropertyNotFoundError** – If estimator does not have a predict_proba method or a component_obj that implements predict_proba.

save (*self, file_path, pickle_protocol=cloudpickle.DEFAULT_PROTOCOL*)
Saves component at file path.

Parameters

- **file_path** (*str*) – Location to save file.
- **pickle_protocol** (*int*) – The pickle data stream format.

class evalml.pipelines.components.estimators.**LinearRegressor** (*fit_intercept=True, normalize=False, n_jobs=- 1, random_seed=0, **kwargs*)

Linear Regressor.

Parameters

- **fit_intercept** (*boolean*) – Whether to calculate the intercept for this model. If set to False, no intercept will be used in calculations (i.e. data is expected to be centered). Defaults to True.
- **normalize** (*boolean*) – If True, the regressors will be normalized before regression by subtracting the mean and dividing by the l2-norm. This parameter is ignored when fit_intercept is set to False. Defaults to False.
- **n_jobs** (*int or None*) – Number of jobs to run in parallel. -1 uses all threads. Defaults to -1.
- **random_seed** (*int*) – Seed for the random number generator. Defaults to 0.

Attributes

hyper-parameter_ranges	{ "fit_intercept": [True, False], "normalize": [True, False]}
model_family	ModelFamily.LINEAR_MODEL
modifies_features	True
modifies_target	False
name	Linear Regressor
supported_problem_types	[ProblemTypes.REGRESSION, ProblemTypes.TIME_SERIES_REGRESSION,]
training_only	False

Methods

clone	Constructs a new component with the same parameters and random state.
default_parameters	Returns the default parameters for this component.
describe	Describe a component and its parameters.
feature_importance	Feature importance for fitted linear regressor.
fit	Fits estimator to data.
load	Loads component at file path.

continues on next page

Table 421 – continued from previous page

needs_fitting	Returns boolean determining if component needs fitting before calling predict, predict_proba, transform, or feature_importances.
parameters	Returns the parameters which were used to initialize the component.
predict	Make predictions using selected features.
predict_proba	Make probability estimates for labels.
save	Saves component at file path.

clone (*self*)

Constructs a new component with the same parameters and random state.

Returns A new instance of this component with identical parameters and random state.

default_parameters (*cls*)

Returns the default parameters for this component.

Our convention is that Component.default_parameters == Component().parameters.

Returns Default parameters for this component.

Return type dict

describe (*self*, *print_name=False*, *return_dict=False*)

Describe a component and its parameters.

Parameters

- **print_name** (*bool, optional*) – whether to print name of component
- **return_dict** (*bool, optional*) – whether to return description as dictionary in the format {"name": name, "parameters": parameters}

Returns Returns dictionary if return_dict is True, else None.

Return type None or dict

property feature_importance (*self*)

Feature importance for fitted linear regressor.

fit (*self*, *X*, *y=None*)

Fits estimator to data.

Parameters

- **X** (*pd.DataFrame*) – The input training data of shape [n_samples, n_features].
- **y** (*pd.Series, optional*) – The target training data of length [n_samples].

Returns self

static load (*file_path*)

Loads component at file path.

Parameters **file_path** (*str*) – Location to load file.

Returns ComponentBase object

needs_fitting (*self*)

Returns boolean determining if component needs fitting before calling predict, predict_proba, transform, or feature_importances.

This can be overridden to False for components that do not need to be fit or whose fit methods do nothing.

Returns True.

property parameters(*self*)

Returns the parameters which were used to initialize the component.

predict(*self*, *X*)

Make predictions using selected features.

Parameters **X** (*pd.DataFrame*) – Data of shape [n_samples, n_features].

Returns Predicted values.

Return type pd.Series

Raises **MethodPropertyNotFoundError** – If estimator does not have a predict method or a component_obj that implements predict.

predict_proba(*self*, *X*)

Make probability estimates for labels.

Parameters **X** (*pd.DataFrame*) – Features.

Returns Probability estimates.

Return type pd.Series

Raises **MethodPropertyNotFoundError** – If estimator does not have a predict_proba method or a component_obj that implements predict_proba.

save(*self*, *file_path*, *pickle_protocol=cloudpickle.DEFAULT_PROTOCOL*)

Saves component at file path.

Parameters

- **file_path** (*str*) – Location to save file.
- **pickle_protocol** (*int*) – The pickle data stream format.

class evalml.pipelines.components.estimators.**LogisticRegressionClassifier**(*penalty='l2', C=1.0, multi_class='auto', solver='lbfgs', n_jobs=-1, random_seed=0, **kwargs*)

Logistic Regression Classifier.

Parameters

- **penalty** (*{"l1", "l2", "elasticnet", "none"}*) – The norm used in penalization. Defaults to "l2".
- **C** (*float*) – Inverse of regularization strength. Must be a positive float. Defaults to 1.0.
- **multi_class** (*{"auto", "ovr", "multinomial"}*) – If the option chosen is "ovr", then a binary problem is fit for each label. For "multinomial" the loss minimised is the multinomial loss fit across the entire probability distribution, even when the data is binary. "multinomial" is unavailable when solver="liblinear". "auto" selects "ovr" if the data is binary, or if solver="liblinear", and otherwise selects "multinomial". Defaults to "auto".

- **solver** (*{"newton-cg", "lbfgs", "liblinear", "sag", "saga"}*) – Algorithm to use in the optimization problem. For small datasets, "liblinear" is a good choice, whereas "sag" and "saga" are faster for large ones. For multiclass problems, only "newton-cg", "sag", "saga" and "lbfgs" handle multinomial loss; "liblinear" is limited to one-versus-rest schemes.
  - "newton-cg", "lbfgs", "sag" and "saga" handle L2 or no penalty
  - "liblinear" and "saga" also handle L1 penalty
  - "saga" also supports "elasticnet" penalty
  - "liblinear" does not support setting penalty='none'

  Defaults to "lbfgs".
- **n_jobs** (*int*) – Number of parallel threads used to run xgboost. Note that creating thread contention will significantly slow down the algorithm. Defaults to -1.
- **random_seed** (*int*) – Seed for the random number generator. Defaults to 0.

Attributes

hyper-parameter_ranges	{ "penalty": ["l2"], "C": Real(0.01, 10),}
model_family	ModelFamily.LINEAR_MODEL
modifies_features	True
modifies_target	False
name	Logistic Regression Classifier
supported_problem_types	[ProblemTypes.BINARY, ProblemTypes.MULTICLASS, ProblemTypes.TIME_SERIES_BINARY, ProblemTypes.TIME_SERIES_MULTICLASS,]
training_only	False

Methods

clone	Constructs a new component with the same parameters and random state.
default_parameters	Returns the default parameters for this component.
describe	Describe a component and its parameters.
feature_importance	Feature importance for fitted logistic regression classifier.
fit	Fits estimator to data.
load	Loads component at file path.
needs_fitting	Returns boolean determining if component needs fitting before calling predict, predict_proba, transform, or feature_importances.
parameters	Returns the parameters which were used to initialize the component.
predict	Make predictions using selected features.
predict_proba	Make probability estimates for labels.
save	Saves component at file path.

clone (*self*)
Constructs a new component with the same parameters and random state.

Returns A new instance of this component with identical parameters and random state.

default_parameters (*cls*)
Returns the default parameters for this component.

Our convention is that Component.default_parameters == Component().parameters.

Returns Default parameters for this component.

Return type dict

describe (*self*, *print_name=False*, *return_dict=False*)
Describe a component and its parameters.

Parameters

- **print_name** (*bool, optional*) – whether to print name of component
- **return_dict** (*bool, optional*) – whether to return description as dictionary in the format {"name": name, "parameters": parameters}

Returns Returns dictionary if return_dict is True, else None.

Return type None or dict

property feature_importance (*self*)
Feature importance for fitted logistic regression classifier.

fit (*self*, *X*, *y=None*)
Fits estimator to data.

Parameters

- **X** (*pd.DataFrame*) – The input training data of shape [n_samples, n_features].
- **y** (*pd.Series, optional*) – The target training data of length [n_samples].

Returns self

static load (*file_path*)
Loads component at file path.

Parameters **file_path** (*str*) – Location to load file.

Returns ComponentBase object

needs_fitting (*self*)
Returns boolean determining if component needs fitting before calling predict, predict_proba, transform, or feature_importances.

This can be overridden to False for components that do not need to be fit or whose fit methods do nothing.

Returns True.

property parameters (*self*)
Returns the parameters which were used to initialize the component.

predict (*self*, *X*)
Make predictions using selected features.

Parameters **X** (*pd.DataFrame*) – Data of shape [n_samples, n_features].

Returns Predicted values.

Return type pd.Series

Raises **MethodPropertyNotFoundError** – If estimator does not have a predict method or a component_obj that implements predict.

predict_proba(*self*, *X*)

Make probability estimates for labels.

Parameters **X** (*pd.DataFrame*) – Features.

Returns Probability estimates.

Return type pd.Series

Raises **MethodPropertyNotFoundError** – If estimator does not have a predict_proba method or a component_obj that implements predict_proba.

save(*self*, *file_path*, *pickle_protocol=cloudpickle.DEFAULT_PROTOCOL*)

Saves component at file path.

Parameters

- **file_path** (*str*) – Location to save file.
- **pickle_protocol** (*int*) – The pickle data stream format.

class evalml.pipelines.components.estimators.**ProphetRegressor**(*time_index=None*, *changepoint_prior_scale=0.05*, *seasonality_prior_scale=10*, *holidays_prior_scale=10*, *seasonality_mode='additive'*, *random_seed=0*, *stan_backend='CMDSTANPY'*, ***kwargs*)

Prophet is a procedure for forecasting time series data based on an additive model where non-linear trends are fit with yearly, weekly, and daily seasonality, plus holiday effects. It works best with time series that have strong seasonal effects and several seasons of historical data. Prophet is robust to missing data and shifts in the trend, and typically handles outliers well.

More information here: https://facebook.github.io/prophet/

Attributes

hyperparameter_ranges	{ "changepoint_prior_scale": Real(0.001, 0.5), "seasonality_prior_scale": Real(0.01, 10), "holidays_prior_scale": Real(0.01, 10), "seasonality_mode": ["additive", "multiplicative"],}
model_family	ModelFamily.PROPHET
modifies_features	True
modifies_target	False
name	Prophet Regressor
supported_problem_types	[ProblemTypes.TIME_SERIES_REGRESSION]
training_only	False

Methods

build_prophet_df	Build the Prophet data to pass fit and predict on.
clone	Constructs a new component with the same parameters and random state.
default_parameters	Returns the default parameters for this component.
describe	Describe a component and its parameters.
feature_importance	Returns array of 0's with len(1) as feature_importance is not defined for Prophet regressor.
fit	Fits Prophet regressor component to data.
get_params	Get parameters for the Prophet regressor.
load	Loads component at file path.
needs_fitting	Returns boolean determining if component needs fitting before calling predict, predict_proba, transform, or feature_importances.
parameters	Returns the parameters which were used to initialize the component.
predict	Make predictions using fitted Prophet regressor.
predict_proba	Make probability estimates for labels.
save	Saves component at file path.

static build_prophet_df(*X*, *y=None*, *time_index='ds'*)

Build the Prophet data to pass fit and predict on.

clone(*self*)

Constructs a new component with the same parameters and random state.

Returns A new instance of this component with identical parameters and random state.

default_parameters(*cls*)

Returns the default parameters for this component.

Returns Default parameters for this component.

Return type dict

describe(*self*, *print_name=False*, *return_dict=False*)

Describe a component and its parameters.

Parameters

- **print_name** (*bool, optional*) – whether to print name of component
- **return_dict** (*bool, optional*) – whether to return description as dictionary in the format {"name": name, "parameters": parameters}

Returns Returns dictionary if return_dict is True, else None.

Return type None or dict

property feature_importance(*self*)

Returns array of 0's with len(1) as feature_importance is not defined for Prophet regressor.

fit(*self*, *X*, *y=None*)

Fits Prophet regressor component to data.

Parameters

- **X** (*pd.DataFrame*) – The input training data of shape [n_samples, n_features].
- **y** (*pd.Series*) – The target training data of length [n_samples].

Returns self

get_params (*self*)
Get parameters for the Prophet regressor.

static load (*file_path*)
Loads component at file path.

Parameters **file_path** (*str*) – Location to load file.

Returns ComponentBase object

needs_fitting (*self*)
Returns boolean determining if component needs fitting before calling predict, predict_proba, transform, or feature_importances.

This can be overridden to False for components that do not need to be fit or whose fit methods do nothing.

Returns True.

property parameters (*self*)
Returns the parameters which were used to initialize the component.

predict (*self*, *X*, *y=None*)
Make predictions using fitted Prophet regressor.

Parameters

- **X** (*pd.DataFrame*) – Data of shape [n_samples, n_features].
- **y** (*pd.Series*) – Target data. Ignored.

Returns Predicted values.

Return type pd.Series

predict_proba (*self*, *X*)
Make probability estimates for labels.

Parameters **X** (*pd.DataFrame*) – Features.

Returns Probability estimates.

Return type pd.Series

Raises **MethodPropertyNotFoundError** – If estimator does not have a predict_proba method or a component_obj that implements predict_proba.

save (*self*, *file_path*, *pickle_protocol=cloudpickle.DEFAULT_PROTOCOL*)
Saves component at file path.

Parameters

- **file_path** (*str*) – Location to save file.
- **pickle_protocol** (*int*) – The pickle data stream format.

class evalml.pipelines.components.estimators.**RandomForestClassifier** (*n_estimators=100*, *max_depth=6*, *n_jobs=-1*, *random_seed=0*, ***kwargs*)

Random Forest Classifier.

Parameters

- **n_estimators** (*float*) – The number of trees in the forest. Defaults to 100.
- **max_depth** (*int*) – Maximum tree depth for base learners. Defaults to 6.
- **n_jobs** (*int or None*) – Number of jobs to run in parallel. -1 uses all processes. Defaults to -1.
- **random_seed** (*int*) – Seed for the random number generator. Defaults to 0.

Attributes

hyper-parameter_ranges	{ "n_estimators": Integer(10, 1000), "max_depth": Integer(1, 10),}
model_family	ModelFamily.RANDOM_FOREST
modifies_features	True
modifies_target	False
name	Random Forest Classifier
supported_problem_types	[ProblemTypes.BINARY, ProblemTypes.MULTICLASS, ProblemTypes.TIME_SERIES_BINARY, ProblemTypes.TIME_SERIES_MULTICLASS,]
training_only	False

Methods

clone	Constructs a new component with the same parameters and random state.
default_parameters	Returns the default parameters for this component.
describe	Describe a component and its parameters.
feature_importance	Returns importance associated with each feature.
fit	Fits estimator to data.
load	Loads component at file path.
needs_fitting	Returns boolean determining if component needs fitting before calling predict, predict_proba, transform, or feature_importances.
parameters	Returns the parameters which were used to initialize the component.
predict	Make predictions using selected features.
predict_proba	Make probability estimates for labels.
save	Saves component at file path.

clone(*self*)

Constructs a new component with the same parameters and random state.

Returns A new instance of this component with identical parameters and random state.

default_parameters(*cls*)

Returns the default parameters for this component.

Our convention is that Component.default_parameters == Component().parameters.

Returns Default parameters for this component.

Return type dict

describe (*self*, *print_name=False*, *return_dict=False*)
Describe a component and its parameters.

Parameters

- **print_name** (*bool, optional*) – whether to print name of component
- **return_dict** (*bool, optional*) – whether to return description as dictionary in the format {"name": name, "parameters": parameters}

Returns Returns dictionary if return_dict is True, else None.

Return type None or dict

property feature_importance (*self*)
Returns importance associated with each feature.

Returns Importance associated with each feature.

Return type np.ndarray

Raises **MethodPropertyNotFoundError** – If estimator does not have a feature_importance method or a component_obj that implements feature_importance.

fit (*self*, *X*, *y=None*)
Fits estimator to data.

Parameters

- **X** (*pd.DataFrame*) – The input training data of shape [n_samples, n_features].
- **y** (*pd.Series, optional*) – The target training data of length [n_samples].

Returns self

static load (*file_path*)
Loads component at file path.

Parameters **file_path** (*str*) – Location to load file.

Returns ComponentBase object

needs_fitting (*self*)
Returns boolean determining if component needs fitting before calling predict, predict_proba, transform, or feature_importances.

This can be overridden to False for components that do not need to be fit or whose fit methods do nothing.

Returns True.

property parameters (*self*)
Returns the parameters which were used to initialize the component.

predict (*self*, *X*)
Make predictions using selected features.

Parameters **X** (*pd.DataFrame*) – Data of shape [n_samples, n_features].

Returns Predicted values.

Return type pd.Series

Raises **MethodPropertyNotFoundError** – If estimator does not have a predict method or a component_obj that implements predict.

predict_proba (*self*, *X*)
Make probability estimates for labels.

Parameters **X** (*pd.DataFrame*) – Features.

Returns Probability estimates.

Return type pd.Series

Raises **MethodPropertyNotFoundError** – If estimator does not have a predict_proba method or a component_obj that implements predict_proba.

save(*self*, *file_path*, *pickle_protocol=cloudpickle.DEFAULT_PROTOCOL*)

Saves component at file path.

Parameters

- **file_path** (*str*) – Location to save file.
- **pickle_protocol** (*int*) – The pickle data stream format.

class evalml.pipelines.components.estimators.**RandomForestRegressor**(*n_estimators=100*, *max_depth=6*, *n_jobs=-1*, *random_seed=0*, ***kwargs*)

Random Forest Regressor.

Parameters

- **n_estimators** (*float*) – The number of trees in the forest. Defaults to 100.
- **max_depth** (*int*) – Maximum tree depth for base learners. Defaults to 6.
- **n_jobs** (*int or None*) – Number of jobs to run in parallel. -1 uses all processes. Defaults to -1.
- **random_seed** (*int*) – Seed for the random number generator. Defaults to 0.

Attributes

hyperparameter_ranges	{ "n_estimators": Integer(10, 1000), "max_depth": Integer(1, 32),}
model_family	ModelFamily.RANDOM_FOREST
modifies_features	True
modifies_target	False
name	Random Forest Regressor
supported_problem_types	[ProblemTypes.REGRESSION, ProblemTypes.TIME_SERIES_REGRESSION,]
training_only	False

Methods

clone	Constructs a new component with the same parameters and random state.
default_parameters	Returns the default parameters for this component.
describe	Describe a component and its parameters.

continues on next page

Table 425 – continued from previous page

feature_importance	Returns importance associated with each feature.
fit	Fits estimator to data.
load	Loads component at file path.
needs_fitting	Returns boolean determining if component needs fitting before calling predict, predict_proba, transform, or feature_importances.
parameters	Returns the parameters which were used to initialize the component.
predict	Make predictions using selected features.
predict_proba	Make probability estimates for labels.
save	Saves component at file path.

clone (*self*)

Constructs a new component with the same parameters and random state.

Returns A new instance of this component with identical parameters and random state.

default_parameters (*cls*)

Returns the default parameters for this component.

Our convention is that Component.default_parameters == Component().parameters.

Returns Default parameters for this component.

Return type dict

describe (*self*, *print_name=False*, *return_dict=False*)

Describe a component and its parameters.

Parameters

- **print_name** (*bool, optional*) – whether to print name of component
- **return_dict** (*bool, optional*) – whether to return description as dictionary in the format {"name": name, "parameters": parameters}

Returns Returns dictionary if return_dict is True, else None.

Return type None or dict

property feature_importance (*self*)

Returns importance associated with each feature.

Returns Importance associated with each feature.

Return type np.ndarray

Raises **MethodPropertyNotFoundError** – If estimator does not have a feature_importance method or a component_obj that implements feature_importance.

fit (*self*, *X*, *y=None*)

Fits estimator to data.

Parameters

- **X** (*pd.DataFrame*) – The input training data of shape [n_samples, n_features].
- **y** (*pd.Series, optional*) – The target training data of length [n_samples].

Returns self

static load (*file_path*)

Loads component at file path.

Parameters **file_path** (*str*) – Location to load file.

Returns ComponentBase object

needs_fitting(*self*)

Returns boolean determining if component needs fitting before calling predict, predict_proba, transform, or feature_importances.

This can be overridden to False for components that do not need to be fit or whose fit methods do nothing.

Returns True.

property parameters(*self*)

Returns the parameters which were used to initialize the component.

predict(*self*, *X*)

Make predictions using selected features.

Parameters **X** (*pd.DataFrame*) – Data of shape [n_samples, n_features].

Returns Predicted values.

Return type pd.Series

Raises **MethodPropertyNotFoundError** – If estimator does not have a predict method or a component_obj that implements predict.

predict_proba(*self*, *X*)

Make probability estimates for labels.

Parameters **X** (*pd.DataFrame*) – Features.

Returns Probability estimates.

Return type pd.Series

Raises **MethodPropertyNotFoundError** – If estimator does not have a predict_proba method or a component_obj that implements predict_proba.

save(*self*, *file_path*, *pickle_protocol=cloudpickle.DEFAULT_PROTOCOL*)

Saves component at file path.

Parameters

- **file_path** (*str*) – Location to save file.
- **pickle_protocol** (*int*) – The pickle data stream format.

class evalml.pipelines.components.estimators.**SVMClassifier**(*C=1.0*, *kernel='rbf'*, *gamma='auto'*, *probability=True*, *random_seed=0*, ***kwargs*)

Support Vector Machine Classifier.

Parameters

- **C** (*float*) – The regularization parameter. The strength of the regularization is inversely proportional to C. Must be strictly positive. The penalty is a squared l2 penalty. Defaults to 1.0.
- **kernel** (*{"poly", "rbf", "sigmoid"}*) – Specifies the kernel type to be used in the algorithm. Defaults to "rbf".

- **gamma** (*{"scale", "auto"} or float*) – Kernel coefficient for "rbf", "poly" and "sigmoid". Defaults to "auto". - If gamma='scale' is passed then it uses 1 / (n_features * X.var()) as value of gamma - If "auto" (default), uses 1 / n_features
- **probability** (*boolean*) – Whether to enable probability estimates. Defaults to True.
- **random_seed** (*int*) – Seed for the random number generator. Defaults to 0.

Attributes

hyper-parameter_ranges	{ "C": Real(0, 10), "kernel": ["poly", "rbf", "sigmoid"], "gamma": ["scale", "auto"],}
model_family	ModelFamily.SVM
modifies_features	True
modifies_target	False
name	SVM Classifier
supported_problem_types	[ProblemTypes.BINARY, ProblemTypes.MULTICLASS, ProblemTypes.TIME_SERIES_BINARY, ProblemTypes.TIME_SERIES_MULTICLASS,]
training_only	False

Methods

clone	Constructs a new component with the same parameters and random state.
default_parameters	Returns the default parameters for this component.
describe	Describe a component and its parameters.
feature_importance	Feature importance only works with linear kernels.
fit	Fits estimator to data.
load	Loads component at file path.
needs_fitting	Returns boolean determining if component needs fitting before calling predict, predict_proba, transform, or feature_importances.
parameters	Returns the parameters which were used to initialize the component.
predict	Make predictions using selected features.
predict_proba	Make probability estimates for labels.
save	Saves component at file path.

clone(*self*)

Constructs a new component with the same parameters and random state.

Returns A new instance of this component with identical parameters and random state.

default_parameters(*cls*)

Returns the default parameters for this component.

Our convention is that Component.default_parameters == Component().parameters.

Returns Default parameters for this component.

Return type dict

describe (*self*, *print_name=False*, *return_dict=False*)
Describe a component and its parameters.

Parameters

- **print_name** (*bool, optional*) – whether to print name of component
- **return_dict** (*bool, optional*) – whether to return description as dictionary in the format {"name": name, "parameters": parameters}

Returns Returns dictionary if return_dict is True, else None.

Return type None or dict

property feature_importance (*self*)
Feature importance only works with linear kernels.

If the kernel isn't linear, we return a numpy array of zeros.

Returns Feature importance of fitted SVM classifier or a numpy array of zeroes if the kernel is not linear.

fit (*self*, *X*, *y=None*)
Fits estimator to data.

Parameters

- **X** (*pd.DataFrame*) – The input training data of shape [n_samples, n_features].
- **y** (*pd.Series, optional*) – The target training data of length [n_samples].

Returns self

static load (*file_path*)
Loads component at file path.

Parameters **file_path** (*str*) – Location to load file.

Returns ComponentBase object

needs_fitting (*self*)
Returns boolean determining if component needs fitting before calling predict, predict_proba, transform, or feature_importances.

This can be overridden to False for components that do not need to be fit or whose fit methods do nothing.

Returns True.

property parameters (*self*)
Returns the parameters which were used to initialize the component.

predict (*self*, *X*)
Make predictions using selected features.

Parameters **X** (*pd.DataFrame*) – Data of shape [n_samples, n_features].

Returns Predicted values.

Return type pd.Series

Raises **MethodPropertyNotFoundError** – If estimator does not have a predict method or a component_obj that implements predict.

predict_proba (*self*, *X*)
Make probability estimates for labels.

Parameters **X** (*pd.DataFrame*) – Features.

Returns Probability estimates.

Return type pd.Series

Raises **MethodPropertyNotFoundError** – If estimator does not have a predict_proba method or a component_obj that implements predict_proba.

save(*self, file_path, pickle_protocol=cloudpickle.DEFAULT_PROTOCOL*)

Saves component at file path.

Parameters

- **file_path** (*str*) – Location to save file.
- **pickle_protocol** (*int*) – The pickle data stream format.

class evalml.pipelines.components.estimators.**SVMRegressor**(*C=1.0, kernel='rbf', gamma='auto', random_seed=0, **kwargs*)

Support Vector Machine Regressor.

Parameters

- **C** (*float*) – The regularization parameter. The strength of the regularization is inversely proportional to C. Must be strictly positive. The penalty is a squared l2 penalty. Defaults to 1.0.
- **kernel** (*{"poly", "rbf", "sigmoid"}*) – Specifies the kernel type to be used in the algorithm. Defaults to "rbf".
- **gamma** (*{"scale", "auto"} or float*) – Kernel coefficient for "rbf", "poly" and "sigmoid". Defaults to "auto". - If gamma='scale' is passed then it uses 1 / (n_features * X.var()) as value of gamma - If "auto" (default), uses 1 / n_features
- **random_seed** (*int*) – Seed for the random number generator. Defaults to 0.

Attributes

hyper-parameter_ranges	{ "C": Real(0, 10), "kernel": ["poly", "rbf", "sigmoid"], "gamma": ["scale", "auto"],}
model_family	ModelFamily.SVM
modifies_features	True
modifies_target	False
name	SVM Regressor
supported_problem_types	[ProblemTypes.REGRESSION, ProblemTypes.TIME_SERIES_REGRESSION,]
training_only	False

Methods

clone	Constructs a new component with the same parameters and random state.
default_parameters	Returns the default parameters for this component.
describe	Describe a component and its parameters.

continues on next page

Table 427 – continued from previous page

feature_importance	Feature importance of fitted SVM regresor.
fit	Fits estimator to data.
load	Loads component at file path.
needs_fitting	Returns boolean determining if component needs fitting before calling predict, predict_proba, transform, or feature_importances.
parameters	Returns the parameters which were used to initialize the component.
predict	Make predictions using selected features.
predict_proba	Make probability estimates for labels.
save	Saves component at file path.

clone (*self*)

Constructs a new component with the same parameters and random state.

Returns A new instance of this component with identical parameters and random state.

default_parameters (*cls*)

Returns the default parameters for this component.

Our convention is that Component.default_parameters == Component().parameters.

Returns Default parameters for this component.

Return type dict

describe (*self*, *print_name=False*, *return_dict=False*)

Describe a component and its parameters.

Parameters

- **print_name** (*bool, optional*) – whether to print name of component
- **return_dict** (*bool, optional*) – whether to return description as dictionary in the format {"name": name, "parameters": parameters}

Returns Returns dictionary if return_dict is True, else None.

Return type None or dict

property feature_importance (*self*)

Feature importance of fitted SVM regresor.

Only works with linear kernels. If the kernel isn't linear, we return a numpy array of zeros.

Returns The feature importance of the fitted SVM regressor, or an array of zeroes if the kernel is not linear.

fit (*self*, *X*, *y=None*)

Fits estimator to data.

Parameters

- **X** (*pd.DataFrame*) – The input training data of shape [n_samples, n_features].
- **y** (*pd.Series, optional*) – The target training data of length [n_samples].

Returns self

static load (*file_path*)

Loads component at file path.

Parameters **file_path** (*str*) – Location to load file.

Returns ComponentBase object

needs_fitting(*self*)

Returns boolean determining if component needs fitting before calling predict, predict_proba, transform, or feature_importances.

This can be overridden to False for components that do not need to be fit or whose fit methods do nothing.

Returns True.

property parameters(*self*)

Returns the parameters which were used to initialize the component.

predict(*self*, *X*)

Make predictions using selected features.

Parameters **X** (*pd.DataFrame*) – Data of shape [n_samples, n_features].

Returns Predicted values.

Return type pd.Series

Raises **MethodPropertyNotFoundError** – If estimator does not have a predict method or a component_obj that implements predict.

predict_proba(*self*, *X*)

Make probability estimates for labels.

Parameters **X** (*pd.DataFrame*) – Features.

Returns Probability estimates.

Return type pd.Series

Raises **MethodPropertyNotFoundError** – If estimator does not have a predict_proba method or a component_obj that implements predict_proba.

save(*self*, *file_path*, *pickle_protocol=cloudpickle.DEFAULT_PROTOCOL*)

Saves component at file path.

Parameters

- **file_path** (*str*) – Location to save file.
- **pickle_protocol** (*int*) – The pickle data stream format.

class evalml.pipelines.components.estimators.**TimeSeriesBaselineEstimator**(*gap=1*, *forecast_horizon=1*, *random_seed=0*, ***kwargs*)

Time series estimator that predicts using the naive forecasting approach.

This is useful as a simple baseline estimator for time series problems.

Parameters

- **gap** (*int*) – Gap between prediction date and target date and must be a positive integer. If gap is 0, target date will be shifted ahead by 1 time period. Defaults to 1.
- **forecast_horizon** (*int*) – Number of time steps the model is expected to predict.
- **random_seed** (*int*) – Seed for the random number generator. Defaults to 0.

Attributes

hyper-parameter_ranges	{}
model_family	ModelFamily.BASELINE
modifies_features	True
modifies_target	False
name	Time Series Baseline Estimator
supported_problem_types	[ProblemTypes.TIME_SERIES_REGRESSION, ProblemTypes.TIME_SERIES_BINARY, ProblemTypes.TIME_SERIES_MULTICLASS,]
training_only	False

Methods

clone	Constructs a new component with the same parameters and random state.
default_parameters	Returns the default parameters for this component.
describe	Describe a component and its parameters.
feature_importance	Returns importance associated with each feature.
fit	Fits time series baseline estimator to data.
load	Loads component at file path.
needs_fitting	Returns boolean determining if component needs fitting before calling predict, predict_proba, transform, or feature_importances.
parameters	Returns the parameters which were used to initialize the component.
predict	Make predictions using fitted time series baseline estimator.
predict_proba	Make prediction probabilities using fitted time series baseline estimator.
save	Saves component at file path.

clone(*self*)

Constructs a new component with the same parameters and random state.

Returns A new instance of this component with identical parameters and random state.

default_parameters(*cls*)

Returns the default parameters for this component.

Our convention is that Component.default_parameters == Component().parameters.

Returns Default parameters for this component.

Return type dict

describe(*self*, *print_name=False*, *return_dict=False*)

Describe a component and its parameters.

Parameters

- **print_name** (*bool, optional*) – whether to print name of component

- **return_dict** (*bool, optional*) – whether to return description as dictionary in the format {"name": name, "parameters": parameters}

Returns Returns dictionary if return_dict is True, else None.

Return type None or dict

property feature_importance(*self*)

Returns importance associated with each feature.

Since baseline estimators do not use input features to calculate predictions, returns an array of zeroes.

Returns An array of zeroes.

Return type np.ndarray (float)

fit(*self*, *X*, *y=None*)

Fits time series baseline estimator to data.

Parameters

- **X** (*pd.DataFrame*) – The input training data of shape [n_samples, n_features].
- **y** (*pd.Series*) – The target training data of length [n_samples].

Returns self

Raises **ValueError** – If input y is None.

static load(*file_path*)

Loads component at file path.

Parameters **file_path** (*str*) – Location to load file.

Returns ComponentBase object

needs_fitting(*self*)

Returns boolean determining if component needs fitting before calling predict, predict_proba, transform, or feature_importances.

This can be overridden to False for components that do not need to be fit or whose fit methods do nothing.

Returns True.

property parameters(*self*)

Returns the parameters which were used to initialize the component.

predict(*self*, *X*)

Make predictions using fitted time series baseline estimator.

Parameters **X** (*pd.DataFrame*) – Data of shape [n_samples, n_features].

Returns Predicted values.

Return type pd.Series

Raises **ValueError** – If input y is None.

predict_proba(*self*, *X*)

Make prediction probabilities using fitted time series baseline estimator.

Parameters **X** (*pd.DataFrame*) – Data of shape [n_samples, n_features].

Returns Predicted probability values.

Return type pd.DataFrame

Raises **ValueError** – If input y is None.

save (*self, file_path, pickle_protocol=cloudpickle.DEFAULT_PROTOCOL*)
Saves component at file path.

Parameters

- **file_path** (*str*) – Location to save file.
- **pickle_protocol** (*int*) – The pickle data stream format.

class evalml.pipelines.components.estimators.**VowpalWabbitBinaryClassifier** (*loss_function='logistic', learning_rate=0.5, decay_learning_rate=1.0, power_t=0.5, passes=1, random_seed=0, **kwargs*)

Vowpal Wabbit Binary Classifier.

Parameters

- **loss_function** (*str*) – Specifies the loss function to use. One of {"squared", "classic", "hinge", "logistic", "quantile"}. Defaults to "logistic".
- **learning_rate** (*float*) – Boosting learning rate. Defaults to 0.5.
- **decay_learning_rate** (*float*) – Decay factor for learning_rate. Defaults to 1.0.
- **power_t** (*float*) – Power on learning rate decay. Defaults to 0.5.
- **passes** (*int*) – Number of training passes. Defaults to 1.
- **random_seed** (*int*) – Seed for the random number generator. Defaults to 0.

Attributes

hyperparameter_ranges	None
model_family	ModelFamily.VOWPAL_WABBIT
modifies_features	True
modifies_target	False
name	Vowpal Wabbit Binary Classifier
supported_problem_types	[ProblemTypes.BINARY, ProblemTypes.TIME_SERIES_BINARY,]
training_only	False

Methods

clone	Constructs a new component with the same parameters and random state.
default_parameters	Returns the default parameters for this component.
describe	Describe a component and its parameters.

continues on next page

Table 429 – continued from previous page

feature_importance	Feature importance for Vowpal Wabbit classifiers. This is not implemented.
fit	Fits estimator to data.
load	Loads component at file path.
needs_fitting	Returns boolean determining if component needs fitting before calling predict, predict_proba, transform, or feature_importances.
parameters	Returns the parameters which were used to initialize the component.
predict	Make predictions using selected features.
predict_proba	Make probability estimates for labels.
save	Saves component at file path.

clone(*self*)

Constructs a new component with the same parameters and random state.

Returns A new instance of this component with identical parameters and random state.

default_parameters(*cls*)

Returns the default parameters for this component.

Our convention is that Component.default_parameters == Component().parameters.

Returns Default parameters for this component.

Return type dict

describe(*self*, *print_name=False*, *return_dict=False*)

Describe a component and its parameters.

Parameters

- **print_name** (*bool, optional*) – whether to print name of component
- **return_dict** (*bool, optional*) – whether to return description as dictionary in the format {"name": name, "parameters": parameters}

Returns Returns dictionary if return_dict is True, else None.

Return type None or dict

property feature_importance(*self*)

Feature importance for Vowpal Wabbit classifiers. This is not implemented.

fit(*self*, *X*, *y=None*)

Fits estimator to data.

Parameters

- **X** (*pd.DataFrame*) – The input training data of shape [n_samples, n_features].
- **y** (*pd.Series, optional*) – The target training data of length [n_samples].

Returns self

static load(*file_path*)

Loads component at file path.

Parameters **file_path** (*str*) – Location to load file.

Returns ComponentBase object

needs_fitting(*self*)

Returns boolean determining if component needs fitting before calling predict, predict_proba, transform, or feature_importances.

This can be overridden to False for components that do not need to be fit or whose fit methods do nothing.

Returns True.

property parameters(*self*)

Returns the parameters which were used to initialize the component.

predict(*self*, *X*)

Make predictions using selected features.

Parameters **X** (*pd.DataFrame*) – Data of shape [n_samples, n_features].

Returns Predicted values.

Return type pd.Series

Raises **MethodPropertyNotFoundError** – If estimator does not have a predict method or a component_obj that implements predict.

predict_proba(*self*, *X*)

Make probability estimates for labels.

Parameters **X** (*pd.DataFrame*) – Features.

Returns Probability estimates.

Return type pd.Series

Raises **MethodPropertyNotFoundError** – If estimator does not have a predict_proba method or a component_obj that implements predict_proba.

save(*self*, *file_path*, *pickle_protocol=cloudpickle.DEFAULT_PROTOCOL*)

Saves component at file path.

Parameters

- **file_path** (*str*) – Location to save file.
- **pickle_protocol** (*int*) – The pickle data stream format.

class evalml.pipelines.components.estimators.**VowpalWabbitMulticlassClassifier**(*loss_function='log learning_rate=0.5, decay_learning_rate power_t=0.5, passes=1, random_seed=0, **kwargs*)

Vowpal Wabbit Multiclass Classifier.

Parameters

- **loss_function** (*str*) – Specifies the loss function to use. One of {"squared", "classic", "hinge", "logistic", "quantile"}. Defaults to "logistic".
- **learning_rate** (*float*) – Boosting learning rate. Defaults to 0.5.
- **decay_learning_rate** (*float*) – Decay factor for learning_rate. Defaults to 1.0.
- **power_t** (*float*) – Power on learning rate decay. Defaults to 0.5.

- **random_seed** (*int*) – Seed for the random number generator. Defaults to 0.

Attributes

hyper-parameter_ranges	None
model_family	ModelFamily.VOWPAL_WABBIT
modifies_features	True
modifies_target	False
name	Vowpal Wabbit Multiclass Classifier
supported_problem_types	[ProblemTypes.MULTICLASS, ProblemTypes.TIME_SERIES_MULTICLASS,]
training_only	False

Methods

clone	Constructs a new component with the same parameters and random state.
default_parameters	Returns the default parameters for this component.
describe	Describe a component and its parameters.
feature_importance	Feature importance for Vowpal Wabbit classifiers. This is not implemented.
fit	Fits estimator to data.
load	Loads component at file path.
needs_fitting	Returns boolean determining if component needs fitting before calling predict, predict_proba, transform, or feature_importances.
parameters	Returns the parameters which were used to initialize the component.
predict	Make predictions using selected features.
predict_proba	Make probability estimates for labels.
save	Saves component at file path.

clone (*self*)

Constructs a new component with the same parameters and random state.

Returns A new instance of this component with identical parameters and random state.

default_parameters (*cls*)

Returns the default parameters for this component.

Our convention is that Component.default_parameters == Component().parameters.

Returns Default parameters for this component.

Return type dict

describe (*self*, *print_name=False*, *return_dict=False*)

Describe a component and its parameters.

Parameters

- **print_name** (*bool, optional*) – whether to print name of component

- **return_dict** (*bool, optional*) – whether to return description as dictionary in the format {"name": name, "parameters": parameters}

Returns Returns dictionary if return_dict is True, else None.

Return type None or dict

property feature_importance(*self*)
Feature importance for Vowpal Wabbit classifiers. This is not implemented.

fit(*self, X, y=None*)
Fits estimator to data.

Parameters

- **X** (*pd.DataFrame*) – The input training data of shape [n_samples, n_features].
- **y** (*pd.Series, optional*) – The target training data of length [n_samples].

Returns self

static load(*file_path*)
Loads component at file path.

Parameters **file_path** (*str*) – Location to load file.

Returns ComponentBase object

needs_fitting(*self*)
Returns boolean determining if component needs fitting before calling predict, predict_proba, transform, or feature_importances.

This can be overridden to False for components that do not need to be fit or whose fit methods do nothing.

Returns True.

property parameters(*self*)
Returns the parameters which were used to initialize the component.

predict(*self, X*)
Make predictions using selected features.

Parameters **X** (*pd.DataFrame*) – Data of shape [n_samples, n_features].

Returns Predicted values.

Return type pd.Series

Raises **MethodPropertyNotFoundError** – If estimator does not have a predict method or a component_obj that implements predict.

predict_proba(*self, X*)
Make probability estimates for labels.

Parameters **X** (*pd.DataFrame*) – Features.

Returns Probability estimates.

Return type pd.Series

Raises **MethodPropertyNotFoundError** – If estimator does not have a predict_proba method or a component_obj that implements predict_proba.

save(*self, file_path, pickle_protocol=cloudpickle.DEFAULT_PROTOCOL*)
Saves component at file path.

Parameters

- **file_path** (*str*) – Location to save file.
- **pickle_protocol** (*int*) – The pickle data stream format.

class evalml.pipelines.components.estimators.**VowpalWabbitRegressor**(*learning_rate=0.5, decay_learning_rate=1.0, power_t=0.5, passes=1, random_seed=0, **kwargs*)

Vowpal Wabbit Regressor.

Parameters

- **learning_rate** (*float*) – Boosting learning rate. Defaults to 0.5.
- **decay_learning_rate** (*float*) – Decay factor for learning_rate. Defaults to 1.0.
- **power_t** (*float*) – Power on learning rate decay. Defaults to 0.5.
- **passes** (*int*) – Number of training passes. Defaults to 1.
- **random_seed** (*int*) – Seed for the random number generator. Defaults to 0.

Attributes

hyper-parameter_ranges	None
model_family	ModelFamily.VOWPAL_WABBIT
modifies_features	True
modifies_target	False
name	Vowpal Wabbit Regressor
supported_problem_types	[ProblemTypes.REGRESSION, ProblemTypes.TIME_SERIES_REGRESSION,]
training_only	False

Methods

clone	Constructs a new component with the same parameters and random state.
default_parameters	Returns the default parameters for this component.
describe	Describe a component and its parameters.
feature_importance	Feature importance for Vowpal Wabbit regressor.
fit	Fits estimator to data.
load	Loads component at file path.
needs_fitting	Returns boolean determining if component needs fitting before calling predict, predict_proba, transform, or feature_importances.
parameters	Returns the parameters which were used to initialize the component.

continues on next page

Table 431 – continued from previous page

predict	Make predictions using selected features.
predict_proba	Make probability estimates for labels.
save	Saves component at file path.

clone(*self*)

Constructs a new component with the same parameters and random state.

Returns A new instance of this component with identical parameters and random state.

default_parameters(*cls*)

Returns the default parameters for this component.

Our convention is that Component.default_parameters == Component().parameters.

Returns Default parameters for this component.

Return type dict

describe(*self*, *print_name=False*, *return_dict=False*)

Describe a component and its parameters.

Parameters

- **print_name** (*bool, optional*) – whether to print name of component
- **return_dict** (*bool, optional*) – whether to return description as dictionary in the format {"name": name, "parameters": parameters}

Returns Returns dictionary if return_dict is True, else None.

Return type None or dict

property feature_importance(*self*)

Feature importance for Vowpal Wabbit regressor.

fit(*self*, *X*, *y=None*)

Fits estimator to data.

Parameters

- **X** (*pd.DataFrame*) – The input training data of shape [n_samples, n_features].
- **y** (*pd.Series, optional*) – The target training data of length [n_samples].

Returns self

static load(*file_path*)

Loads component at file path.

Parameters **file_path** (*str*) – Location to load file.

Returns ComponentBase object

needs_fitting(*self*)

Returns boolean determining if component needs fitting before calling predict, predict_proba, transform, or feature_importances.

This can be overridden to False for components that do not need to be fit or whose fit methods do nothing.

Returns True.

property parameters(*self*)

Returns the parameters which were used to initialize the component.

predict (*self*, *X*)
Make predictions using selected features.

Parameters **X** (*pd.DataFrame*) – Data of shape [n_samples, n_features].

Returns Predicted values.

Return type pd.Series

Raises **MethodPropertyNotFoundError** – If estimator does not have a predict method or a component_obj that implements predict.

predict_proba (*self*, *X*)
Make probability estimates for labels.

Parameters **X** (*pd.DataFrame*) – Features.

Returns Probability estimates.

Return type pd.Series

Raises **MethodPropertyNotFoundError** – If estimator does not have a predict_proba method or a component_obj that implements predict_proba.

save (*self*, *file_path*, *pickle_protocol=cloudpickle.DEFAULT_PROTOCOL*)
Saves component at file path.

Parameters

- **file_path** (*str*) – Location to save file.
- **pickle_protocol** (*int*) – The pickle data stream format.

class evalml.pipelines.components.estimators.**XGBoostClassifier**(*eta=0.1*, *max_depth=6*, *min_child_weight=1*, *n_estimators=100*, *random_seed=0*, *eval_metric='logloss'*, *n_jobs=12*, ***kwargs*)

XGBoost Classifier.

Parameters

- **eta** (*float*) – Boosting learning rate. Defaults to 0.1.
- **max_depth** (*int*) – Maximum tree depth for base learners. Defaults to 6.
- **min_child_weight** (*float*) – Minimum sum of instance weight (hessian) needed in a child. Defaults to 1.0
- **n_estimators** (*int*) – Number of gradient boosted trees. Equivalent to number of boosting rounds. Defaults to 100.
- **random_seed** (*int*) – Seed for the random number generator. Defaults to 0.
- **n_jobs** (*int*) – Number of parallel threads used to run xgboost. Note that creating thread contention will significantly slow down the algorithm. Defaults to 12.

Attributes

hyper-parameter_ranges	{ "eta": Real(0.000001, 1), "max_depth": Integer(1, 10), "min_child_weight": Real(1, 10), "n_estimators": Integer(1, 1000),}
model_family	ModelFamily.XGBOOST
modifies_features	True
modifies_target	False
name	XGBoost Classifier
SEED_MAX	None
SEED_MIN	None
supported_problem_types	[ProblemTypes.BINARY, ProblemTypes.MULTICLASS, ProblemTypes.TIME_SERIES_BINARY, ProblemTypes.TIME_SERIES_MULTICLASS,]
training_only	False

Methods

clone	Constructs a new component with the same parameters and random state.
default_parameters	Returns the default parameters for this component.
describe	Describe a component and its parameters.
feature_importance	Feature importance of fitted XGBoost classifier.
fit	Fits XGBoost classifier component to data.
load	Loads component at file path.
needs_fitting	Returns boolean determining if component needs fitting before calling predict, predict_proba, transform, or feature_importances.
parameters	Returns the parameters which were used to initialize the component.
predict	Make predictions using the fitted XGBoost classifier.
predict_proba	Make predictions using the fitted CatBoost classifier.
save	Saves component at file path.

clone(*self*)

Constructs a new component with the same parameters and random state.

Returns A new instance of this component with identical parameters and random state.

default_parameters(*cls*)

Returns the default parameters for this component.

Our convention is that Component.default_parameters == Component().parameters.

Returns Default parameters for this component.

Return type dict

describe(*self*, *print_name=False*, *return_dict=False*)

Describe a component and its parameters.

Parameters

- **print_name** (*bool, optional*) – whether to print name of component

- **return_dict** (*bool, optional*) – whether to return description as dictionary in the format {"name": name, "parameters": parameters}

Returns Returns dictionary if return_dict is True, else None.

Return type None or dict

property feature_importance(*self*)
Feature importance of fitted XGBoost classifier.

fit(*self*, *X*, *y=None*)
Fits XGBoost classifier component to data.

Parameters

- **X** (*pd.DataFrame*) – The input training data of shape [n_samples, n_features].
- **y** (*pd.Series*) – The target training data of length [n_samples].

Returns self

static load(*file_path*)
Loads component at file path.

Parameters **file_path** (*str*) – Location to load file.

Returns ComponentBase object

needs_fitting(*self*)
Returns boolean determining if component needs fitting before calling predict, predict_proba, transform, or feature_importances.

This can be overridden to False for components that do not need to be fit or whose fit methods do nothing.

Returns True.

property parameters(*self*)
Returns the parameters which were used to initialize the component.

predict(*self*, *X*)
Make predictions using the fitted XGBoost classifier.

Parameters **X** (*pd.DataFrame*) – Data of shape [n_samples, n_features].

Returns Predicted values.

Return type pd.DataFrame

predict_proba(*self*, *X*)
Make predictions using the fitted CatBoost classifier.

Parameters **X** (*pd.DataFrame*) – Data of shape [n_samples, n_features].

Returns Predicted values.

Return type pd.DataFrame

save(*self*, *file_path*, *pickle_protocol=cloudpickle.DEFAULT_PROTOCOL*)
Saves component at file path.

Parameters

- **file_path** (*str*) – Location to save file.
- **pickle_protocol** (*int*) – The pickle data stream format.

class evalml.pipelines.components.estimators.**XGBoostRegressor**(*eta=0.1*, *max_depth=6*, *min_child_weight=1*, *n_estimators=100*, *random_seed=0*, *n_jobs=12*, ***kwargs*)

XGBoost Regressor.

Parameters

- **eta** (*float*) – Boosting learning rate. Defaults to 0.1.
- **max_depth** (*int*) – Maximum tree depth for base learners. Defaults to 6.
- **min_child_weight** (*float*) – Minimum sum of instance weight (hessian) needed in a child. Defaults to 1.0
- **n_estimators** (*int*) – Number of gradient boosted trees. Equivalent to number of boosting rounds. Defaults to 100.
- **random_seed** (*int*) – Seed for the random number generator. Defaults to 0.
- **n_jobs** (*int*) – Number of parallel threads used to run xgboost. Note that creating thread contention will significantly slow down the algorithm. Defaults to 12.

Attributes

hyper-parameter_ranges	{ "eta": Real(0.000001, 1), "max_depth": Integer(1, 20), "min_child_weight": Real(1, 10), "n_estimators": Integer(1, 1000),}
model_family	ModelFamily.XGBOOST
modifies_features	True
modifies_target	False
name	XGBoost Regressor
SEED_MAX	None
SEED_MIN	None
supported_problem_types	[ProblemTypes.REGRESSION, ProblemTypes.TIME_SERIES_REGRESSION,]
training_only	False

Methods

clone	Constructs a new component with the same parameters and random state.
default_parameters	Returns the default parameters for this component.
describe	Describe a component and its parameters.
feature_importance	Feature importance of fitted XGBoost regressor.
fit	Fits XGBoost regressor component to data.
load	Loads component at file path.
needs_fitting	Returns boolean determining if component needs fitting before calling predict, predict_proba, transform, or feature_importances.

continues on next page

Table 433 – continued from previous page

parameters	Returns the parameters which were used to initialize the component.
predict	Make predictions using fitted XGBoost regressor.
predict_proba	Make probability estimates for labels.
save	Saves component at file path.

clone (*self*)

Constructs a new component with the same parameters and random state.

Returns A new instance of this component with identical parameters and random state.

default_parameters (*cls*)

Returns the default parameters for this component.

Our convention is that Component.default_parameters == Component().parameters.

Returns Default parameters for this component.

Return type dict

describe (*self*, *print_name=False*, *return_dict=False*)

Describe a component and its parameters.

Parameters

- **print_name** (*bool, optional*) – whether to print name of component
- **return_dict** (*bool, optional*) – whether to return description as dictionary in the format {"name": name, "parameters": parameters}

Returns Returns dictionary if return_dict is True, else None.

Return type None or dict

property feature_importance (*self*)

Feature importance of fitted XGBoost regressor.

fit (*self*, *X*, *y=None*)

Fits XGBoost regressor component to data.

Parameters

- **X** (*pd.DataFrame*) – The input training data of shape [n_samples, n_features].
- **y** (*pd.Series, optional*) – The target training data of length [n_samples].

Returns self

static load (*file_path*)

Loads component at file path.

Parameters **file_path** (*str*) – Location to load file.

Returns ComponentBase object

needs_fitting (*self*)

Returns boolean determining if component needs fitting before calling predict, predict_proba, transform, or feature_importances.

This can be overridden to False for components that do not need to be fit or whose fit methods do nothing.

Returns True.

property parameters (*self*)

Returns the parameters which were used to initialize the component.

predict (*self*, *X*)
Make predictions using fitted XGBoost regressor.

Parameters **X** (*pd.DataFrame*) – Data of shape [n_samples, n_features].

Returns Predicted values.

Return type pd.Series

predict_proba (*self*, *X*)
Make probability estimates for labels.

Parameters **X** (*pd.DataFrame*) – Features.

Returns Probability estimates.

Return type pd.Series

Raises **MethodPropertyNotFoundError** – If estimator does not have a predict_proba method or a component_obj that implements predict_proba.

save (*self*, *file_path*, *pickle_protocol=cloudpickle.DEFAULT_PROTOCOL*)
Saves component at file path.

Parameters

- **file_path** (*str*) – Location to save file.
- **pickle_protocol** (*int*) – The pickle data stream format.

transformers

Components that transform data.

Subpackages

dimensionality_reduction

Transformers that reduce the dimensionality of the input data.

Submodules

lda

Component that reduces the number of features by using Linear Discriminant Analysis.

Module Contents

Classes Summary

LinearDiscriminantAnalysis	Reduces the number of features by using Linear Discriminant Analysis.

Contents

class evalml.pipelines.components.transformers.dimensionality_reduction.lda.**LinearDiscrimi**

Reduces the number of features by using Linear Discriminant Analysis.

Parameters

- **n_components** (*int*) – The number of features to maintain after computation. Defaults to None.
- **random_seed** (*int*) – Seed for the random number generator. Defaults to 0.

Attributes

hyperparameter_ranges	{}
modifies_features	True
modifies_target	False
name	Linear Discriminant Analysis Transformer
training_only	False

Methods

clone	Constructs a new component with the same parameters and random state.
default_parameters	Returns the default parameters for this component.
describe	Describe a component and its parameters.
fit	Fits the LDA component.
fit_transform	Fit and transform data using the LDA component.
load	Loads component at file path.
needs_fitting	Returns boolean determining if component needs fitting before calling predict, predict_proba, transform, or feature_importances.
parameters	Returns the parameters which were used to initialize the component.
save	Saves component at file path.
transform	Transform data using the fitted LDA component.

clone (*self*)
Constructs a new component with the same parameters and random state.

Returns A new instance of this component with identical parameters and random state.

default_parameters (*cls*)
Returns the default parameters for this component.

Our convention is that Component.default_parameters == Component().parameters.

Returns Default parameters for this component.

Return type dict

describe (*self*, *print_name=False*, *return_dict=False*)
Describe a component and its parameters.

Parameters

- **print_name** (*bool, optional*) – whether to print name of component
- **return_dict** (*bool, optional*) – whether to return description as dictionary in the format {"name": name, "parameters": parameters}

Returns Returns dictionary if return_dict is True, else None.

Return type None or dict

fit (*self*, *X*, *y*)
Fits the LDA component.

Parameters

- **X** (*pd.DataFrame*) – The input training data of shape [n_samples, n_features].
- **y** (*pd.Series, optional*) – The target training data of length [n_samples].

Returns self

Raises **ValueError** – If input data is not all numeric.

fit_transform (*self*, *X*, *y=None*)
Fit and transform data using the LDA component.

Parameters

- **X** (*pd.DataFrame*) – The input training data of shape [n_samples, n_features].
- **y** (*pd.Series, optional*) – The target training data of length [n_samples].

Returns Transformed data.

Return type pd.DataFrame

Raises **ValueError** – If input data is not all numeric.

static load (*file_path*)
Loads component at file path.

Parameters **file_path** (*str*) – Location to load file.

Returns ComponentBase object

needs_fitting (*self*)
Returns boolean determining if component needs fitting before calling predict, predict_proba, transform, or feature_importances.

This can be overridden to False for components that do not need to be fit or whose fit methods do nothing.

Returns True.

property parameters(*self*)

Returns the parameters which were used to initialize the component.

save(*self*, *file_path*, *pickle_protocol=cloudpickle.DEFAULT_PROTOCOL*)

Saves component at file path.

Parameters

- **file_path** (*str*) – Location to save file.
- **pickle_protocol** (*int*) – The pickle data stream format.

transform(*self*, *X*, *y=None*)

Transform data using the fitted LDA component.

Parameters

- **X** (*pd.DataFrame*) – The input training data of shape [n_samples, n_features].
- **y** (*pd.Series, optional*) – The target training data of length [n_samples].

Returns Transformed data.

Return type pd.DataFrame

Raises **ValueError** – If input data is not all numeric.

pca

Component that reduces the number of features by using Principal Component Analysis (PCA).

Module Contents

Classes Summary

PCA	Reduces the number of features by using Principal Component Analysis (PCA).

Contents

class evalml.pipelines.components.transformers.dimensionality_reduction.pca.**PCA**(*variance=0.95, n_components= random_seed=0, **kwargs*)

Reduces the number of features by using Principal Component Analysis (PCA).

Parameters

- **variance** (*float*) – The percentage of the original data variance that should be preserved when reducing the number of features. Defaults to 0.95.
- **n_components** (*int*) – The number of features to maintain after computing SVD. Defaults to None, but will override variance variable if set.
- **random_seed** (*int*) – Seed for the random number generator. Defaults to 0.

Attributes

hyper-parameter_ranges	Real(0.25, 1)}:type: {"variance"
modifies_features	True
modifies_target	False
name	PCA Transformer
training_only	False

Methods

clone	Constructs a new component with the same parameters and random state.
default_parameters	Returns the default parameters for this component.
describe	Describe a component and its parameters.
fit	Fits the PCA component.
fit_transform	Fit and transform data using the PCA component.
load	Loads component at file path.
needs_fitting	Returns boolean determining if component needs fitting before calling predict, predict_proba, transform, or feature_importances.
parameters	Returns the parameters which were used to initialize the component.
save	Saves component at file path.
transform	Transform data using fitted PCA component.

clone(*self*)

Constructs a new component with the same parameters and random state.

Returns A new instance of this component with identical parameters and random state.

default_parameters(*cls*)

Returns the default parameters for this component.

Our convention is that Component.default_parameters == Component().parameters.

Returns Default parameters for this component.

Return type dict

describe(*self*, *print_name=False*, *return_dict=False*)

Describe a component and its parameters.

Parameters

- **print_name** (*bool, optional*) – whether to print name of component
- **return_dict** (*bool, optional*) – whether to return description as dictionary in the format {"name": name, "parameters": parameters}

Returns Returns dictionary if return_dict is True, else None.

Return type None or dict

fit (*self*, *X*, *y=None*)
Fits the PCA component.

Parameters

- **X** (*pd.DataFrame*) – The input training data of shape [n_samples, n_features].
- **y** (*pd.Series, optional*) – The target training data of length [n_samples].

Returns self

Raises **ValueError** – If input data is not all numeric.

fit_transform (*self*, *X*, *y=None*)
Fit and transform data using the PCA component.

Parameters

- **X** (*pd.DataFrame*) – The input training data of shape [n_samples, n_features].
- **y** (*pd.Series, optional*) – The target training data of length [n_samples].

Returns Transformed data.

Return type pd.DataFrame

Raises **ValueError** – If input data is not all numeric.

static load (*file_path*)
Loads component at file path.

Parameters **file_path** (*str*) – Location to load file.

Returns ComponentBase object

needs_fitting (*self*)
Returns boolean determining if component needs fitting before calling predict, predict_proba, transform, or feature_importances.

This can be overridden to False for components that do not need to be fit or whose fit methods do nothing.

Returns True.

property parameters (*self*)
Returns the parameters which were used to initialize the component.

save (*self*, *file_path*, *pickle_protocol=cloudpickle.DEFAULT_PROTOCOL*)
Saves component at file path.

Parameters

- **file_path** (*str*) – Location to save file.
- **pickle_protocol** (*int*) – The pickle data stream format.

transform (*self*, *X*, *y=None*)
Transform data using fitted PCA component.

Parameters

- **X** (*pd.DataFrame*) – The input training data of shape [n_samples, n_features].
- **y** (*pd.Series, optional*) – The target training data of length [n_samples].

Returns Transformed data.

Return type pd.DataFrame

Raises **ValueError** – If input data is not all numeric.

Package Contents

Classes Summary

LinearDiscriminantAnalysis	Reduces the number of features by using Linear Discriminant Analysis.
PCA	Reduces the number of features by using Principal Component Analysis (PCA).

Contents

class evalml.pipelines.components.transformers.dimensionality_reduction.**LinearDiscriminantA**

Reduces the number of features by using Linear Discriminant Analysis.

Parameters

- **n_components** (*int*) – The number of features to maintain after computation. Defaults to None.
- **random_seed** (*int*) – Seed for the random number generator. Defaults to 0.

Attributes

hyperparameter_ranges	{}
modifies_features	True
modifies_target	False
name	Linear Discriminant Analysis Transformer
training_only	False

Methods

clone	Constructs a new component with the same parameters and random state.
default_parameters	Returns the default parameters for this component.
describe	Describe a component and its parameters.
fit	Fits the LDA component.
fit_transform	Fit and transform data using the LDA component.
load	Loads component at file path.
needs_fitting	Returns boolean determining if component needs fitting before calling predict, predict_proba, transform, or feature_importances.
parameters	Returns the parameters which were used to initialize the component.

continues on next page

Table 439 – continued from previous page

save	Saves component at file path.
transform	Transform data using the fitted LDA component.

clone (*self*)

Constructs a new component with the same parameters and random state.

Returns A new instance of this component with identical parameters and random state.

default_parameters (*cls*)

Returns the default parameters for this component.

Our convention is that Component.default_parameters == Component().parameters.

Returns Default parameters for this component.

Return type dict

describe (*self*, *print_name=False*, *return_dict=False*)

Describe a component and its parameters.

Parameters

- **print_name** (*bool, optional*) – whether to print name of component
- **return_dict** (*bool, optional*) – whether to return description as dictionary in the format {"name": name, "parameters": parameters}

Returns Returns dictionary if return_dict is True, else None.

Return type None or dict

fit (*self*, *X*, *y*)

Fits the LDA component.

Parameters

- **X** (*pd.DataFrame*) – The input training data of shape [n_samples, n_features].
- **y** (*pd.Series, optional*) – The target training data of length [n_samples].

Returns self

Raises **ValueError** – If input data is not all numeric.

fit_transform (*self*, *X*, *y=None*)

Fit and transform data using the LDA component.

Parameters

- **X** (*pd.DataFrame*) – The input training data of shape [n_samples, n_features].
- **y** (*pd.Series, optional*) – The target training data of length [n_samples].

Returns Transformed data.

Return type pd.DataFrame

Raises **ValueError** – If input data is not all numeric.

static load (*file_path*)

Loads component at file path.

Parameters **file_path** (*str*) – Location to load file.

Returns ComponentBase object

needs_fitting(*self*)

Returns boolean determining if component needs fitting before calling predict, predict_proba, transform, or feature_importances.

This can be overridden to False for components that do not need to be fit or whose fit methods do nothing.

Returns True.

property parameters(*self*)

Returns the parameters which were used to initialize the component.

save(*self*, *file_path*, *pickle_protocol=cloudpickle.DEFAULT_PROTOCOL*)

Saves component at file path.

Parameters

- **file_path** (*str*) – Location to save file.
- **pickle_protocol** (*int*) – The pickle data stream format.

transform(*self*, *X*, *y=None*)

Transform data using the fitted LDA component.

Parameters

- **X** (*pd.DataFrame*) – The input training data of shape [n_samples, n_features].
- **y** (*pd.Series, optional*) – The target training data of length [n_samples].

Returns Transformed data.

Return type pd.DataFrame

Raises **ValueError** – If input data is not all numeric.

class evalml.pipelines.components.transformers.dimensionality_reduction.**PCA**(*variance=0.95*, *n_components=None* *random_seed=0*, ***kwargs*)

Reduces the number of features by using Principal Component Analysis (PCA).

Parameters

- **variance** (*float*) – The percentage of the original data variance that should be preserved when reducing the number of features. Defaults to 0.95.
- **n_components** (*int*) – The number of features to maintain after computing SVD. Defaults to None, but will override variance variable if set.
- **random_seed** (*int*) – Seed for the random number generator. Defaults to 0.

Attributes

hyper-parameter_ranges	Real(0.25, 1)}:type: {"variance"
modifies_features	True
modifies_target	False
name	PCA Transformer
training_only	False

Methods

clone	Constructs a new component with the same parameters and random state.
default_parameters	Returns the default parameters for this component.
describe	Describe a component and its parameters.
fit	Fits the PCA component.
fit_transform	Fit and transform data using the PCA component.
load	Loads component at file path.
needs_fitting	Returns boolean determining if component needs fitting before calling predict, predict_proba, transform, or feature_importances.
parameters	Returns the parameters which were used to initialize the component.
save	Saves component at file path.
transform	Transform data using fitted PCA component.

clone(*self*)

Constructs a new component with the same parameters and random state.

Returns A new instance of this component with identical parameters and random state.

default_parameters(*cls*)

Returns the default parameters for this component.

Our convention is that Component.default_parameters == Component().parameters.

Returns Default parameters for this component.

Return type dict

describe(*self*, *print_name=False*, *return_dict=False*)

Describe a component and its parameters.

Parameters

- **print_name** (*bool, optional*) – whether to print name of component
- **return_dict** (*bool, optional*) – whether to return description as dictionary in the format {"name": name, "parameters": parameters}

Returns Returns dictionary if return_dict is True, else None.

Return type None or dict

fit(*self*, *X*, *y=None*)

Fits the PCA component.

Parameters

- **X** (*pd.DataFrame*) – The input training data of shape [n_samples, n_features].
- **y** (*pd.Series, optional*) – The target training data of length [n_samples].

Returns self

Raises **ValueError** – If input data is not all numeric.

fit_transform(*self*, *X*, *y=None*)

Fit and transform data using the PCA component.

Parameters

- **X** (*pd.DataFrame*) – The input training data of shape [n_samples, n_features].
- **y** (*pd.Series, optional*) – The target training data of length [n_samples].

Returns Transformed data.

Return type pd.DataFrame

Raises **ValueError** – If input data is not all numeric.

static load(*file_path*)

Loads component at file path.

Parameters **file_path** (*str*) – Location to load file.

Returns ComponentBase object

needs_fitting(*self*)

Returns boolean determining if component needs fitting before calling predict, predict_proba, transform, or feature_importances.

This can be overridden to False for components that do not need to be fit or whose fit methods do nothing.

Returns True.

property parameters(*self*)

Returns the parameters which were used to initialize the component.

save(*self*, *file_path*, *pickle_protocol=cloudpickle.DEFAULT_PROTOCOL*)

Saves component at file path.

Parameters

- **file_path** (*str*) – Location to save file.
- **pickle_protocol** (*int*) – The pickle data stream format.

transform(*self*, *X*, *y=None*)

Transform data using fitted PCA component.

Parameters

- **X** (*pd.DataFrame*) – The input training data of shape [n_samples, n_features].
- **y** (*pd.Series, optional*) – The target training data of length [n_samples].

Returns Transformed data.

Return type pd.DataFrame

Raises **ValueError** – If input data is not all numeric.

encoders

Components used to encode the input data.

Submodules

label_encoder

A transformer that encodes target labels using values between 0 and num_classes - 1.

Module Contents

Classes Summary

LabelEncoder	A transformer that encodes target labels using values between 0 and num_classes - 1.

Contents

class evalml.pipelines.components.transformers.encoders.label_encoder.**LabelEncoder**(*positive_la ran- dom_seed= **kwargs*)

A transformer that encodes target labels using values between 0 and num_classes - 1.

Parameters

- **positive_label** (*int, str*) – The label for the class that should be treated as positive (1) for binary classification problems. Ignored for multiclass problems. Defaults to None.
- **random_seed** (*int*) – Seed for the random number generator. Defaults to 0. Ignored.

Attributes

hyper-parame-ter_ranges	{}
modi-fies_features	False
modi-fies_target	True
name	Label Encoder
train-ing_only	False

Methods

clone	Constructs a new component with the same parameters and random state.
default_parameters	Returns the default parameters for this component.
describe	Describe a component and its parameters.
fit	Fits the label encoder.
fit_transform	Fit and transform data using the label encoder.
inverse_transform	Decodes the target data.

continues on next page

Table 442 – continued from previous page

load	Loads component at file path.
needs_fitting	Returns boolean determining if component needs fitting before calling predict, predict_proba, transform, or feature_importances.
parameters	Returns the parameters which were used to initialize the component.
save	Saves component at file path.
transform	Transform the target using the fitted label encoder.

clone(*self*)

Constructs a new component with the same parameters and random state.

Returns A new instance of this component with identical parameters and random state.

default_parameters(*cls*)

Returns the default parameters for this component.

Our convention is that Component.default_parameters == Component().parameters.

Returns Default parameters for this component.

Return type dict

describe(*self*, *print_name=False*, *return_dict=False*)

Describe a component and its parameters.

Parameters

- **print_name** (*bool, optional*) – whether to print name of component
- **return_dict** (*bool, optional*) – whether to return description as dictionary in the format {"name": name, "parameters": parameters}

Returns Returns dictionary if return_dict is True, else None.

Return type None or dict

fit(*self*, *X*, *y*)

Fits the label encoder.

Parameters

- **X** (*pd.DataFrame*) – The input training data of shape [n_samples, n_features]. Ignored.
- **y** (*pd.Series*) – The target training data of length [n_samples].

Returns self

Raises **ValueError** – If input *y* is None.

fit_transform(*self*, *X*, *y*)

Fit and transform data using the label encoder.

Parameters

- **X** (*pd.DataFrame*) – The input training data of shape [n_samples, n_features].
- **y** (*pd.Series*) – The target training data of length [n_samples].

Returns The original features and an encoded version of the target.

Return type pd.DataFrame, pd.Series

inverse_transform(*self*, *y*)

Decodes the target data.

Parameters **y** (*pd.Series*) – Target data.

Returns The decoded version of the target.

Return type pd.Series

Raises **ValueError** – If input *y* is None.

static load(*file_path*)
Loads component at file path.

Parameters **file_path** (*str*) – Location to load file.

Returns ComponentBase object

needs_fitting(*self*)
Returns boolean determining if component needs fitting before calling predict, predict_proba, transform, or feature_importances.

This can be overridden to False for components that do not need to be fit or whose fit methods do nothing.

Returns True.

property parameters(*self*)
Returns the parameters which were used to initialize the component.

save(*self*, *file_path*, *pickle_protocol=cloudpickle.DEFAULT_PROTOCOL*)
Saves component at file path.

Parameters

- **file_path** (*str*) – Location to save file.
- **pickle_protocol** (*int*) – The pickle data stream format.

transform(*self*, *X*, *y=None*)
Transform the target using the fitted label encoder.

Parameters

- **X** (*pd.DataFrame*) – The input training data of shape [n_samples, n_features]. Ignored.
- **y** (*pd.Series*) – The target training data of length [n_samples].

Returns The original features and an encoded version of the target.

Return type pd.DataFrame, pd.Series

Raises **ValueError** – If input *y* is None.

onehot_encoder

A transformer that encodes categorical features in a one-hot numeric array.

Module Contents

Classes Summary

`OneHotEncoder`	A transformer that encodes categorical features in a one-hot numeric array.
`OneHotEncoderMeta`	A version of the ComponentBaseMeta class which includes validation on an additional one-hot-encoder-specific method *categories*.

Contents

class `evalml.pipelines.components.transformers.encoders.onehot_encoder.`**`OneHotEncoder`**(*top_n=*
features_to
cat-
e-
gories=
drop='if
han-
dle_unk
han-
dle_mis
ran-
dom_se
***kwarg*

A transformer that encodes categorical features in a one-hot numeric array.

Parameters

- **top_n** (*int*) – Number of categories per column to encode. If None, all categories will be encoded. Otherwise, the *n* most frequent will be encoded and all others will be dropped. Defaults to 10.
- **features_to_encode** (*list[str]*) – List of columns to encode. All other columns will remain untouched. If None, all appropriate columns will be encoded. Defaults to None.
- **categories** (*list*) – A two dimensional list of categories, where *categories[i]* is a list of the categories for the column at index *i*. This can also be *None*, or *"auto"* if *top_n* is not None. Defaults to None.
- **drop** (*string, list*) – Method ("first" or "if_binary") to use to drop one category per feature. Can also be a list specifying which categories to drop for each feature. Defaults to 'if_binary'.
- **handle_unknown** (*string*) – Whether to ignore or error for unknown categories for a feature encountered during *fit* or *transform*. If either *top_n* or *categories* is used to limit the number of categories per column, this must be "ignore". Defaults to "ignore".
- **handle_missing** (*string*) – Options for how to handle missing (NaN) values encountered during *fit* or *transform*. If this is set to "as_category" and NaN values are within the *n* most frequent, "nan" values will be encoded as their own column. If this is set to "error", any missing values encountered will raise an error. Defaults to "error".
- **random_seed** (*int*) – Seed for the random number generator. Defaults to 0.

Attributes

hyper-parameter_ranges	{}
modifies_features	True
modifies_target	False
name	One Hot Encoder
training_only	False

Methods

categories	Returns a list of the unique categories to be encoded for the particular feature, in order.
clone	Constructs a new component with the same parameters and random state.
default_parameters	Returns the default parameters for this component.
describe	Describe a component and its parameters.
fit	Fits the one-hot encoder component.
fit_transform	Fits on X and transforms X.
get_feature_names	Return feature names for the categorical features after fitting.
load	Loads component at file path.
needs_fitting	Returns boolean determining if component needs fitting before calling predict, predict_proba, transform, or feature_importances.
parameters	Returns the parameters which were used to initialize the component.
save	Saves component at file path.
transform	One-hot encode the input data.

categories(*self*, *feature_name*)

Returns a list of the unique categories to be encoded for the particular feature, in order.

Parameters **feature_name** (*str*) – The name of any feature provided to one-hot encoder during fit.

Returns The unique categories, in the same dtype as they were provided during fit.

Return type np.ndarray

Raises **ValueError** – If feature was not provided to one-hot encoder as a training feature.

clone(*self*)

Constructs a new component with the same parameters and random state.

Returns A new instance of this component with identical parameters and random state.

default_parameters(*cls*)

Returns the default parameters for this component.

Our convention is that Component.default_parameters == Component().parameters.

Returns Default parameters for this component.

Return type dict

describe (*self*, *print_name=False*, *return_dict=False*)

Describe a component and its parameters.

Parameters

- **print_name** (*bool, optional*) – whether to print name of component
- **return_dict** (*bool, optional*) – whether to return description as dictionary in the format {"name": name, "parameters": parameters}

Returns Returns dictionary if return_dict is True, else None.

Return type None or dict

fit (*self*, *X*, *y=None*)

Fits the one-hot encoder component.

Parameters

- **X** (*pd.DataFrame*) – The input training data of shape [n_samples, n_features].
- **y** (*pd.Series, optional*) – The target training data of length [n_samples].

Returns self

Raises **ValueError** – If encoding a column failed.

fit_transform (*self*, *X*, *y=None*)

Fits on X and transforms X.

Parameters

- **X** (*pd.DataFrame*) – Data to fit and transform.
- **y** (*pd.Series*) – Target data.

Returns Transformed X.

Return type pd.DataFrame

Raises **MethodPropertyNotFoundError** – If transformer does not have a transform method or a component_obj that implements transform.

get_feature_names (*self*)

Return feature names for the categorical features after fitting.

Feature names are formatted as {column name}_{category name}. In the event of a duplicate name, an integer will be added at the end of the feature name to distinguish it.

For example, consider a dataframe with a column called "A" and category "x_y" and another column called "A_x" with "y". In this example, the feature names would be "A_x_y" and "A_x_y_1".

Returns The feature names after encoding, provided in the same order as input_features.

Return type np.ndarray

static load (*file_path*)

Loads component at file path.

Parameters **file_path** (*str*) – Location to load file.

Returns ComponentBase object

needs_fitting (*self*)

Returns boolean determining if component needs fitting before calling predict, predict_proba, transform, or feature_importances.

This can be overridden to False for components that do not need to be fit or whose fit methods do nothing.

Returns True.

property parameters (*self*)
Returns the parameters which were used to initialize the component.

save (*self*, *file_path*, *pickle_protocol=cloudpickle.DEFAULT_PROTOCOL*)
Saves component at file path.

Parameters

- **file_path** (*str*) – Location to save file.
- **pickle_protocol** (*int*) – The pickle data stream format.

transform (*self*, *X*, *y=None*)
One-hot encode the input data.

Parameters

- **X** (*pd.DataFrame*) – Features to one-hot encode.
- **y** (*pd.Series*) – Ignored.

Returns Transformed data, where each categorical feature has been encoded into numerical columns using one-hot encoding.

Return type pd.DataFrame

class evalml.pipelines.components.transformers.encoders.onehot_encoder.**OneHotEncoderMeta**
A version of the ComponentBaseMeta class which includes validation on an additional one-hot-encoder-specific method *categories*.

Attributes

FIT_METHODS	['fit', 'fit_transform']
METHODS_TO_CHECK	None
PROPERTIES_TO_CHECK	['feature_importance']

Methods

check_for_fit	*check_for_fit* wraps a method that validates if *self._is_fitted* is *True*.
register	Register a virtual subclass of an ABC.
set_fit	Wrapper for the fit method.

classmethod check_for_fit (*cls*, *method*)
check_for_fit wraps a method that validates if *self._is_fitted* is *True*.

It raises an exception if *False* and calls and returns the wrapped method if *True*.

Parameters **method** (*callable*) – Method to wrap.

Returns The wrapped method.

Raises **ComponentNotYetFittedError** – If component is not yet fitted.

register (*cls*, *subclass*)
Register a virtual subclass of an ABC.

Returns the subclass, to allow usage as a class decorator.

classmethod set_fit(*cls*, *method*)
Wrapper for the fit method.

target_encoder

A transformer that encodes categorical features into target encodings.

Module Contents

Classes Summary

`TargetEncoder`	A transformer that encodes categorical features into target encodings.

Contents

class evalml.pipelines.components.transformers.encoders.target_encoder.**TargetEncoder**(*cols=N smooth- ing=1.0 han- dle_unk han- dle_mis ran- dom_se **kwarg*

A transformer that encodes categorical features into target encodings.

Parameters

- **cols** (*list*) – Columns to encode. If None, all string columns will be encoded, otherwise only the columns provided will be encoded. Defaults to None
- **smoothing** (*float*) – The smoothing factor to apply. The larger this value is, the more influence the expected target value has on the resulting target encodings. Must be strictly larger than 0. Defaults to 1.0
- **handle_unknown** (*string*) – Determines how to handle unknown categories for a feature encountered. Options are 'value', 'error', nd 'return_nan'. Defaults to 'value', which replaces with the target mean
- **handle_missing** (*string*) – Determines how to handle missing values encountered during *fit* or *transform*. Options are 'value', 'error', and 'return_nan'. Defaults to 'value', which replaces with the target mean
- **random_seed** (*int*) – Seed for the random number generator. Defaults to 0.

Attributes

hyper-parameter_ranges	{}
modifies_features	True
modifies_target	False
name	Target Encoder
training_only	False

Methods

clone	Constructs a new component with the same parameters and random state.
default_parameters	Returns the default parameters for this component.
describe	Describe a component and its parameters.
fit	Fits the target encoder.
fit_transform	Fit and transform data using the target encoder.
get_feature_names	Return feature names for the input features after fitting.
load	Loads component at file path.
needs_fitting	Returns boolean determining if component needs fitting before calling predict, predict_proba, transform, or feature_importances.
parameters	Returns the parameters which were used to initialize the component.
save	Saves component at file path.
transform	Transform data using the fitted target encoder.

clone(*self*)

Constructs a new component with the same parameters and random state.

Returns A new instance of this component with identical parameters and random state.

default_parameters(*cls*)

Returns the default parameters for this component.

Our convention is that Component.default_parameters == Component().parameters.

Returns Default parameters for this component.

Return type dict

describe(*self*, *print_name=False*, *return_dict=False*)

Describe a component and its parameters.

Parameters

- **print_name** (*bool, optional*) – whether to print name of component
- **return_dict** (*bool, optional*) – whether to return description as dictionary in the format {"name": name, "parameters": parameters}

Returns Returns dictionary if return_dict is True, else None.

Return type None or dict

fit (*self*, *X*, *y*)
Fits the target encoder.

Parameters

- **X** (*pd.DataFrame*) – The input training data of shape [n_samples, n_features].
- **y** (*pd.Series, optional*) – The target training data of length [n_samples].

Returns self

fit_transform (*self*, *X*, *y*)
Fit and transform data using the target encoder.

Parameters

- **X** (*pd.DataFrame*) – The input training data of shape [n_samples, n_features].
- **y** (*pd.Series, optional*) – The target training data of length [n_samples].

Returns Transformed data.

Return type pd.DataFrame

get_feature_names (*self*)
Return feature names for the input features after fitting.

Returns The feature names after encoding.

Return type np.array

static load (*file_path*)
Loads component at file path.

Parameters **file_path** (*str*) – Location to load file.

Returns ComponentBase object

needs_fitting (*self*)
Returns boolean determining if component needs fitting before calling predict, predict_proba, transform, or feature_importances.

This can be overridden to False for components that do not need to be fit or whose fit methods do nothing.

Returns True.

property parameters (*self*)
Returns the parameters which were used to initialize the component.

save (*self*, *file_path*, *pickle_protocol=cloudpickle.DEFAULT_PROTOCOL*)
Saves component at file path.

Parameters

- **file_path** (*str*) – Location to save file.
- **pickle_protocol** (*int*) – The pickle data stream format.

transform (*self*, *X*, *y=None*)
Transform data using the fitted target encoder.

Parameters

- **X** (*pd.DataFrame*) – The input training data of shape [n_samples, n_features].
- **y** (*pd.Series, optional*) – The target training data of length [n_samples].

Returns Transformed data.

Return type pd.DataFrame

Package Contents

Classes Summary

LabelEncoder	A transformer that encodes target labels using values between 0 and num_classes - 1.
OneHotEncoder	A transformer that encodes categorical features in a one-hot numeric array.
TargetEncoder	A transformer that encodes categorical features into target encodings.

Contents

class evalml.pipelines.components.transformers.encoders.**LabelEncoder**(*positive_label=None, random_seed=0, **kwargs*)

A transformer that encodes target labels using values between 0 and num_classes - 1.

Parameters

- **positive_label** (*int, str*) – The label for the class that should be treated as positive (1) for binary classification problems. Ignored for multiclass problems. Defaults to None.
- **random_seed** (*int*) – Seed for the random number generator. Defaults to 0. Ignored.

Attributes

hyper-parameter_ranges	{}
modifies_features	False
modifies_target	True
name	Label Encoder
training_only	False

Methods

clone	Constructs a new component with the same parameters and random state.
default_parameters	Returns the default parameters for this component.
describe	Describe a component and its parameters.
fit	Fits the label encoder.
fit_transform	Fit and transform data using the label encoder.
inverse_transform	Decodes the target data.
load	Loads component at file path.

continues on next page

Table 449 – continued from previous page

needs_fitting	Returns boolean determining if component needs fitting before calling predict, predict_proba, transform, or feature_importances.
parameters	Returns the parameters which were used to initialize the component.
save	Saves component at file path.
transform	Transform the target using the fitted label encoder.

clone(*self*)

Constructs a new component with the same parameters and random state.

Returns A new instance of this component with identical parameters and random state.

default_parameters(*cls*)

Returns the default parameters for this component.

Our convention is that Component.default_parameters == Component().parameters.

Returns Default parameters for this component.

Return type dict

describe(*self*, *print_name=False*, *return_dict=False*)

Describe a component and its parameters.

Parameters

- **print_name** (*bool, optional*) – whether to print name of component
- **return_dict** (*bool, optional*) – whether to return description as dictionary in the format {"name": name, "parameters": parameters}

Returns Returns dictionary if return_dict is True, else None.

Return type None or dict

fit(*self*, *X*, *y*)

Fits the label encoder.

Parameters

- **X** (*pd.DataFrame*) – The input training data of shape [n_samples, n_features]. Ignored.
- **y** (*pd.Series*) – The target training data of length [n_samples].

Returns self

Raises **ValueError** – If input *y* is None.

fit_transform(*self*, *X*, *y*)

Fit and transform data using the label encoder.

Parameters

- **X** (*pd.DataFrame*) – The input training data of shape [n_samples, n_features].
- **y** (*pd.Series*) – The target training data of length [n_samples].

Returns The original features and an encoded version of the target.

Return type pd.DataFrame, pd.Series

inverse_transform(*self*, *y*)

Decodes the target data.

Parameters **y** (*pd.Series*) – Target data.

Returns The decoded version of the target.

Return type pd.Series

Raises **ValueError** – If input *y* is None.

static load(*file_path*)

Loads component at file path.

Parameters **file_path** (*str*) – Location to load file.

Returns ComponentBase object

needs_fitting(*self*)

Returns boolean determining if component needs fitting before calling predict, predict_proba, transform, or feature_importances.

This can be overridden to False for components that do not need to be fit or whose fit methods do nothing.

Returns True.

property parameters(*self*)

Returns the parameters which were used to initialize the component.

save(*self*, *file_path*, *pickle_protocol=cloudpickle.DEFAULT_PROTOCOL*)

Saves component at file path.

Parameters

- **file_path** (*str*) – Location to save file.
- **pickle_protocol** (*int*) – The pickle data stream format.

transform(*self*, *X*, *y=None*)

Transform the target using the fitted label encoder.

Parameters

- **X** (*pd.DataFrame*) – The input training data of shape [n_samples, n_features]. Ignored.
- **y** (*pd.Series*) – The target training data of length [n_samples].

Returns The original features and an encoded version of the target.

Return type pd.DataFrame, pd.Series

Raises **ValueError** – If input *y* is None.

class evalml.pipelines.components.transformers.encoders.**OneHotEncoder**(*top_n=10*, *features_to_encode=None*, *categories=None*, *drop='if_binary'*, *handle_unknown='ignore'*, *handle_missing='error'*, *random_seed=0*, ***kwargs*)

A transformer that encodes categorical features in a one-hot numeric array.

Parameters

- **top_n** (*int*) – Number of categories per column to encode. If None, all categories will be encoded. Otherwise, the *n* most frequent will be encoded and all others will be dropped. Defaults to 10.
- **features_to_encode** (*list[str]*) – List of columns to encode. All other columns will remain untouched. If None, all appropriate columns will be encoded. Defaults to None.
- **categories** (*list*) – A two dimensional list of categories, where *categories[i]* is a list of the categories for the column at index *i*. This can also be *None*, or *"auto"* if *top_n* is not None. Defaults to None.
- **drop** (*string, list*) – Method ("first" or "if_binary") to use to drop one category per feature. Can also be a list specifying which categories to drop for each feature. Defaults to 'if_binary'.
- **handle_unknown** (*string*) – Whether to ignore or error for unknown categories for a feature encountered during *fit* or *transform*. If either *top_n* or *categories* is used to limit the number of categories per column, this must be "ignore". Defaults to "ignore".
- **handle_missing** (*string*) – Options for how to handle missing (NaN) values encountered during *fit* or *transform*. If this is set to "as_category" and NaN values are within the *n* most frequent, "nan" values will be encoded as their own column. If this is set to "error", any missing values encountered will raise an error. Defaults to "error".
- **random_seed** (*int*) – Seed for the random number generator. Defaults to 0.

Attributes

hyper-parameter_ranges	{}
modifies_features	True
modifies_target	False
name	One Hot Encoder
training_only	False

Methods

categories	Returns a list of the unique categories to be encoded for the particular feature, in order.
clone	Constructs a new component with the same parameters and random state.
default_parameters	Returns the default parameters for this component.
describe	Describe a component and its parameters.
fit	Fits the one-hot encoder component.
fit_transform	Fits on X and transforms X.
get_feature_names	Return feature names for the categorical features after fitting.
load	Loads component at file path.
needs_fitting	Returns boolean determining if component needs fitting before calling predict, predict_proba, transform, or feature_importances.

continues on next page

Table 450 – continued from previous page

parameters	Returns the parameters which were used to initialize the component.
save	Saves component at file path.
transform	One-hot encode the input data.

categories (*self*, *feature_name*)

Returns a list of the unique categories to be encoded for the particular feature, in order.

Parameters **feature_name** (*str*) – The name of any feature provided to one-hot encoder during fit.

Returns The unique categories, in the same dtype as they were provided during fit.

Return type np.ndarray

Raises **ValueError** – If feature was not provided to one-hot encoder as a training feature.

clone (*self*)

Constructs a new component with the same parameters and random state.

Returns A new instance of this component with identical parameters and random state.

default_parameters (*cls*)

Returns the default parameters for this component.

Our convention is that Component.default_parameters == Component().parameters.

Returns Default parameters for this component.

Return type dict

describe (*self*, *print_name=False*, *return_dict=False*)

Describe a component and its parameters.

Parameters

- **print_name** (*bool, optional*) – whether to print name of component
- **return_dict** (*bool, optional*) – whether to return description as dictionary in the format {"name": name, "parameters": parameters}

Returns Returns dictionary if return_dict is True, else None.

Return type None or dict

fit (*self*, *X*, *y=None*)

Fits the one-hot encoder component.

Parameters

- **X** (*pd.DataFrame*) – The input training data of shape [n_samples, n_features].
- **y** (*pd.Series, optional*) – The target training data of length [n_samples].

Returns self

Raises **ValueError** – If encoding a column failed.

fit_transform (*self*, *X*, *y=None*)

Fits on X and transforms X.

Parameters

- **X** (*pd.DataFrame*) – Data to fit and transform.
- **y** (*pd.Series*) – Target data.

Returns Transformed X.

Return type pd.DataFrame

Raises **MethodPropertyNotFoundError** – If transformer does not have a transform method or a component_obj that implements transform.

get_feature_names(*self*)

Return feature names for the categorical features after fitting.

Feature names are formatted as {column name}_{category name}. In the event of a duplicate name, an integer will be added at the end of the feature name to distinguish it.

For example, consider a dataframe with a column called "A" and category "x_y" and another column called "A_x" with "y". In this example, the feature names would be "A_x_y" and "A_x_y_1".

Returns The feature names after encoding, provided in the same order as input_features.

Return type np.ndarray

static load(*file_path*)

Loads component at file path.

Parameters **file_path** (*str*) – Location to load file.

Returns ComponentBase object

needs_fitting(*self*)

Returns boolean determining if component needs fitting before calling predict, predict_proba, transform, or feature_importances.

This can be overridden to False for components that do not need to be fit or whose fit methods do nothing.

Returns True.

property parameters(*self*)

Returns the parameters which were used to initialize the component.

save(*self*, *file_path*, *pickle_protocol=cloudpickle.DEFAULT_PROTOCOL*)

Saves component at file path.

Parameters

- **file_path** (*str*) – Location to save file.
- **pickle_protocol** (*int*) – The pickle data stream format.

transform(*self*, *X*, *y=None*)

One-hot encode the input data.

Parameters

- **X** (*pd.DataFrame*) – Features to one-hot encode.
- **y** (*pd.Series*) – Ignored.

Returns Transformed data, where each categorical feature has been encoded into numerical columns using one-hot encoding.

Return type pd.DataFrame

class evalml.pipelines.components.transformers.encoders.**TargetEncoder**(*cols=None, smoothing=1.0, handle_unknown='value', handle_missing='value', random_seed=0, **kwargs*)

A transformer that encodes categorical features into target encodings.

Parameters

- **cols** (*list*) – Columns to encode. If None, all string columns will be encoded, otherwise only the columns provided will be encoded. Defaults to None
- **smoothing** (*float*) – The smoothing factor to apply. The larger this value is, the more influence the expected target value has on the resulting target encodings. Must be strictly larger than 0. Defaults to 1.0
- **handle_unknown** (*string*) – Determines how to handle unknown categories for a feature encountered. Options are 'value', 'error', nd 'return_nan'. Defaults to 'value', which replaces with the target mean
- **handle_missing** (*string*) – Determines how to handle missing values encountered during *fit* or *transform*. Options are 'value', 'error', and 'return_nan'. Defaults to 'value', which replaces with the target mean
- **random_seed** (*int*) – Seed for the random number generator. Defaults to 0.

Attributes

hyperparameter_ranges	{}
modifies_features	True
modifies_target	False
name	Target Encoder
training_only	False

Methods

clone	Constructs a new component with the same parameters and random state.
default_parameters	Returns the default parameters for this component.
describe	Describe a component and its parameters.
fit	Fits the target encoder.
fit_transform	Fit and transform data using the target encoder.
get_feature_names	Return feature names for the input features after fitting.
load	Loads component at file path.

continues on next page

Table 451 – continued from previous page

needs_fitting	Returns boolean determining if component needs fitting before calling predict, predict_proba, transform, or feature_importances.
parameters	Returns the parameters which were used to initialize the component.
save	Saves component at file path.
transform	Transform data using the fitted target encoder.

clone(*self*)

Constructs a new component with the same parameters and random state.

Returns A new instance of this component with identical parameters and random state.

default_parameters(*cls*)

Returns the default parameters for this component.

Our convention is that Component.default_parameters == Component().parameters.

Returns Default parameters for this component.

Return type dict

describe(*self*, *print_name=False*, *return_dict=False*)

Describe a component and its parameters.

Parameters

- **print_name** (*bool, optional*) – whether to print name of component
- **return_dict** (*bool, optional*) – whether to return description as dictionary in the format {"name": name, "parameters": parameters}

Returns Returns dictionary if return_dict is True, else None.

Return type None or dict

fit(*self*, *X*, *y*)

Fits the target encoder.

Parameters

- **X** (*pd.DataFrame*) – The input training data of shape [n_samples, n_features].
- **y** (*pd.Series, optional*) – The target training data of length [n_samples].

Returns self

fit_transform(*self*, *X*, *y*)

Fit and transform data using the target encoder.

Parameters

- **X** (*pd.DataFrame*) – The input training data of shape [n_samples, n_features].
- **y** (*pd.Series, optional*) – The target training data of length [n_samples].

Returns Transformed data.

Return type pd.DataFrame

get_feature_names(*self*)

Return feature names for the input features after fitting.

Returns The feature names after encoding.

Return type np.array

static load(*file_path*)
Loads component at file path.

Parameters **file_path** (*str*) – Location to load file.

Returns ComponentBase object

needs_fitting(*self*)
Returns boolean determining if component needs fitting before calling predict, predict_proba, transform, or feature_importances.

This can be overridden to False for components that do not need to be fit or whose fit methods do nothing.

Returns True.

property parameters(*self*)
Returns the parameters which were used to initialize the component.

save(*self*, *file_path*, *pickle_protocol=cloudpickle.DEFAULT_PROTOCOL*)
Saves component at file path.

Parameters

- **file_path** (*str*) – Location to save file.
- **pickle_protocol** (*int*) – The pickle data stream format.

transform(*self*, *X*, *y=None*)
Transform data using the fitted target encoder.

Parameters

- **X** (*pd.DataFrame*) – The input training data of shape [n_samples, n_features].
- **y** (*pd.Series, optional*) – The target training data of length [n_samples].

Returns Transformed data.

Return type pd.DataFrame

feature_selection

Components that select features.

Submodules

feature_selector

Component that selects top features based on importance weights.

Module Contents

Classes Summary

FeatureSelector	Selects top features based on importance weights.

Contents

class evalml.pipelines.components.transformers.feature_selection.feature_selector.**FeatureSe**

Selects top features based on importance weights.

Parameters

- **parameters** (*dict*) – Dictionary of parameters for the component. Defaults to None.
- **component_obj** (*obj*) – Third-party objects useful in component implementation. Defaults to None.
- **random_seed** (*int*) – Seed for the random number generator. Defaults to 0.

Attributes

modifies_features	True
modifies_target	False
training_only	False

Methods

clone	Constructs a new component with the same parameters and random state.
default_parameters	Returns the default parameters for this component.
describe	Describe a component and its parameters.
fit	Fits component to data.
fit_transform	Fit and transform data using the feature selector.
get_names	Get names of selected features.
load	Loads component at file path.
name	Returns string name of this component.
needs_fitting	Returns boolean determining if component needs fitting before calling predict, predict_proba, transform, or feature_importances.
parameters	Returns the parameters which were used to initialize the component.
save	Saves component at file path.

continues on next page

Table 453 – continued from previous page

`transform`	Transforms input data by selecting features. If the component_obj does not have a transform method, will raise an MethodPropertyNotFoundError exception.

clone (*self*)

Constructs a new component with the same parameters and random state.

Returns A new instance of this component with identical parameters and random state.

default_parameters (*cls*)

Returns the default parameters for this component.

Our convention is that Component.default_parameters == Component().parameters.

Returns Default parameters for this component.

Return type dict

describe (*self*, *print_name=False*, *return_dict=False*)

Describe a component and its parameters.

Parameters

- **print_name** (*bool, optional*) – whether to print name of component
- **return_dict** (*bool, optional*) – whether to return description as dictionary in the format {"name": name, "parameters": parameters}

Returns Returns dictionary if return_dict is True, else None.

Return type None or dict

fit (*self*, *X*, *y=None*)

Fits component to data.

Parameters

- **X** (*pd.DataFrame*) – The input training data of shape [n_samples, n_features]
- **y** (*pd.Series, optional*) – The target training data of length [n_samples]

Returns self

Raises **MethodPropertyNotFoundError** – If component does not have a fit method or a component_obj that implements fit.

fit_transform (*self*, *X*, *y=None*)

Fit and transform data using the feature selector.

Parameters

- **X** (*pd.DataFrame*) – The input training data of shape [n_samples, n_features].
- **y** (*pd.Series, optional*) – The target training data of length [n_samples].

Returns Transformed data.

Return type pd.DataFrame

get_names (*self*)

Get names of selected features.

Returns List of the names of features selected.

Return type list[str]

static load (*file_path*)
Loads component at file path.

Parameters **file_path** (*str*) – Location to load file.

Returns ComponentBase object

property name (*cls*)
Returns string name of this component.

needs_fitting (*self*)
Returns boolean determining if component needs fitting before calling predict, predict_proba, transform, or feature_importances.

This can be overridden to False for components that do not need to be fit or whose fit methods do nothing.

Returns True.

property parameters (*self*)
Returns the parameters which were used to initialize the component.

save (*self*, *file_path*, *pickle_protocol=cloudpickle.DEFAULT_PROTOCOL*)
Saves component at file path.

Parameters

- **file_path** (*str*) – Location to save file.
- **pickle_protocol** (*int*) – The pickle data stream format.

transform (*self*, *X*, *y=None*)
Transforms input data by selecting features. If the component_obj does not have a transform method, will raise an MethodPropertyNotFoundError exception.

Parameters

- **X** (*pd.DataFrame*) – Data to transform.
- **y** (*pd.Series, optional*) – Target data. Ignored.

Returns Transformed X

Return type pd.DataFrame

Raises **MethodPropertyNotFoundError** – If feature selector does not have a transform method or a component_obj that implements transform

rf_classifier_feature_selector

Component that selects top features based on importance weights using a Random Forest classifier.

Module Contents

Classes Summary

RFClassifierSelectFromModel	Selects top features based on importance weights using a Random Forest classifier.

Contents

class evalml.pipelines.components.transformers.feature_selection.rf_classifier_feature_sele

Selects top features based on importance weights using a Random Forest classifier.

Parameters

- **number_features** (*int*) – The maximum number of features to select. If both percent_features and number_features are specified, take the greater number of features. Defaults to 0.5. Defaults to None.
- **n_estimators** (*float*) – The number of trees in the forest. Defaults to 100.
- **max_depth** (*int*) – Maximum tree depth for base learners. Defaults to 6.
- **percent_features** (*float*) – Percentage of features to use. If both percent_features and number_features are specified, take the greater number of features. Defaults to 0.5.
- **threshold** (*string or float*) – The threshold value to use for feature selection. Features whose importance is greater or equal are kept while the others are discarded. If "median", then the threshold value is the median of the feature importances. A scaling factor (e.g., "1.25*mean") may also be used. Defaults to -np.inf.
- **n_jobs** (*int or None*) – Number of jobs to run in parallel. -1 uses all processes. Defaults to -1.
- **random_seed** (*int*) – Seed for the random number generator. Defaults to 0.

Attributes

hyperparameter_ranges	{ "percent_features": Real(0.01, 1), "threshold": ["mean", "median"],}
modifies_features	True
modifies_target	False
name	RF Classifier Select From Model
training_only	False

Methods

clone	Constructs a new component with the same parameters and random state.
default_parameters	Returns the default parameters for this component.
describe	Describe a component and its parameters.
fit	Fits component to data.
fit_transform	Fit and transform data using the feature selector.
get_names	Get names of selected features.
load	Loads component at file path.
needs_fitting	Returns boolean determining if component needs fitting before calling predict, predict_proba, transform, or feature_importances.
parameters	Returns the parameters which were used to initialize the component.
save	Saves component at file path.
transform	Transforms input data by selecting features. If the component_obj does not have a transform method, will raise an MethodPropertyNotFoundError exception.

clone (*self*)

Constructs a new component with the same parameters and random state.

Returns A new instance of this component with identical parameters and random state.

default_parameters (*cls*)

Returns the default parameters for this component.

Our convention is that Component.default_parameters == Component().parameters.

Returns Default parameters for this component.

Return type dict

describe (*self*, *print_name=False*, *return_dict=False*)

Describe a component and its parameters.

Parameters

- **print_name** (*bool, optional*) – whether to print name of component
- **return_dict** (*bool, optional*) – whether to return description as dictionary in the format {"name": name, "parameters": parameters}

Returns Returns dictionary if return_dict is True, else None.

Return type None or dict

fit (*self*, *X*, *y=None*)

Fits component to data.

Parameters

- **X** (*pd.DataFrame*) – The input training data of shape [n_samples, n_features]
- **y** (*pd.Series, optional*) – The target training data of length [n_samples]

Returns self

Raises **MethodPropertyNotFoundError** – If component does not have a fit method or a component_obj that implements fit.

fit_transform(*self*, *X*, *y=None*)
Fit and transform data using the feature selector.

Parameters

- **X** (*pd.DataFrame*) – The input training data of shape [n_samples, n_features].
- **y** (*pd.Series, optional*) – The target training data of length [n_samples].

Returns Transformed data.

Return type pd.DataFrame

get_names(*self*)
Get names of selected features.

Returns List of the names of features selected.

Return type list[str]

static load(*file_path*)
Loads component at file path.

Parameters **file_path** (*str*) – Location to load file.

Returns ComponentBase object

needs_fitting(*self*)
Returns boolean determining if component needs fitting before calling predict, predict_proba, transform, or feature_importances.

This can be overridden to False for components that do not need to be fit or whose fit methods do nothing.

Returns True.

property parameters(*self*)
Returns the parameters which were used to initialize the component.

save(*self*, *file_path*, *pickle_protocol=cloudpickle.DEFAULT_PROTOCOL*)
Saves component at file path.

Parameters

- **file_path** (*str*) – Location to save file.
- **pickle_protocol** (*int*) – The pickle data stream format.

transform(*self*, *X*, *y=None*)
Transforms input data by selecting features. If the component_obj does not have a transform method, will raise an MethodPropertyNotFoundError exception.

Parameters

- **X** (*pd.DataFrame*) – Data to transform.
- **y** (*pd.Series, optional*) – Target data. Ignored.

Returns Transformed X

Return type pd.DataFrame

Raises **MethodPropertyNotFoundError** – If feature selector does not have a transform method or a component_obj that implements transform

rf_regressor_feature_selector

Component that selects top features based on importance weights using a Random Forest regresor.

Module Contents

Classes Summary

RFRegressorSelectFromModel	Selects top features based on importance weights using a Random Forest regressor.

Contents

class evalml.pipelines.components.transformers.feature_selection.rf_regressor_feature_selec

Selects top features based on importance weights using a Random Forest regressor.

Parameters

- **number_features** (*int*) – The maximum number of features to select. If both percent_features and number_features are specified, take the greater number of features. Defaults to 0.5. Defaults to None.
- **n_estimators** (*float*) – The number of trees in the forest. Defaults to 100.
- **max_depth** (*int*) – Maximum tree depth for base learners. Defaults to 6.
- **percent_features** (*float*) – Percentage of features to use. If both percent_features and number_features are specified, take the greater number of features. Defaults to 0.5.
- **threshold** (*string or float*) – The threshold value to use for feature selection. Features whose importance is greater or equal are kept while the others are discarded. If "median", then the threshold value is the median of the feature importances. A scaling factor (e.g., "1.25*mean") may also be used. Defaults to -np.inf.
- **n_jobs** (*int or None*) – Number of jobs to run in parallel. -1 uses all processes. Defaults to -1.
- **random_seed** (*int*) – Seed for the random number generator. Defaults to 0.

Attributes

hyper-parameter_ranges	{ "percent_features": Real(0.01, 1), "threshold": ["mean", "median"],}
modifies_features	True
modifies_target	False
name	RF Regressor Select From Model
training_only	False

Methods

`clone`	Constructs a new component with the same parameters and random state.
`default_parameters`	Returns the default parameters for this component.
`describe`	Describe a component and its parameters.
`fit`	Fits component to data.
`fit_transform`	Fit and transform data using the feature selector.
`get_names`	Get names of selected features.
`load`	Loads component at file path.
`needs_fitting`	Returns boolean determining if component needs fitting before calling predict, predict_proba, transform, or feature_importances.
`parameters`	Returns the parameters which were used to initialize the component.
`save`	Saves component at file path.
`transform`	Transforms input data by selecting features. If the component_obj does not have a transform method, will raise an MethodPropertyNotFoundError exception.

clone(*self*)

Constructs a new component with the same parameters and random state.

Returns A new instance of this component with identical parameters and random state.

default_parameters(*cls*)

Returns the default parameters for this component.

Our convention is that Component.default_parameters == Component().parameters.

Returns Default parameters for this component.

Return type dict

describe(*self*, *print_name=False*, *return_dict=False*)

Describe a component and its parameters.

Parameters

- **print_name** (*bool, optional*) – whether to print name of component
- **return_dict** (*bool, optional*) – whether to return description as dictionary in the format {"name": name, "parameters": parameters}

Returns Returns dictionary if return_dict is True, else None.

Return type None or dict

fit (*self*, *X*, *y=None*)
Fits component to data.

Parameters

- **X** (*pd.DataFrame*) – The input training data of shape [n_samples, n_features]
- **y** (*pd.Series, optional*) – The target training data of length [n_samples]

Returns self

Raises **MethodPropertyNotFoundError** – If component does not have a fit method or a component_obj that implements fit.

fit_transform (*self*, *X*, *y=None*)
Fit and transform data using the feature selector.

Parameters

- **X** (*pd.DataFrame*) – The input training data of shape [n_samples, n_features].
- **y** (*pd.Series, optional*) – The target training data of length [n_samples].

Returns Transformed data.

Return type pd.DataFrame

get_names (*self*)
Get names of selected features.

Returns List of the names of features selected.

Return type list[str]

static load (*file_path*)
Loads component at file path.

Parameters **file_path** (*str*) – Location to load file.

Returns ComponentBase object

needs_fitting (*self*)
Returns boolean determining if component needs fitting before calling predict, predict_proba, transform, or feature_importances.

This can be overridden to False for components that do not need to be fit or whose fit methods do nothing.

Returns True.

property parameters (*self*)
Returns the parameters which were used to initialize the component.

save (*self*, *file_path*, *pickle_protocol=cloudpickle.DEFAULT_PROTOCOL*)
Saves component at file path.

Parameters

- **file_path** (*str*) – Location to save file.
- **pickle_protocol** (*int*) – The pickle data stream format.

transform (*self*, *X*, *y=None*)
Transforms input data by selecting features. If the component_obj does not have a transform method, will raise an MethodPropertyNotFoundError exception.

Parameters

- **X** (*pd.DataFrame*) – Data to transform.
- **y** (*pd.Series, optional*) – Target data. Ignored.

Returns Transformed X

Return type pd.DataFrame

Raises **MethodPropertyNotFoundError** – If feature selector does not have a transform method or a component_obj that implements transform

Package Contents

Classes Summary

FeatureSelector	Selects top features based on importance weights.
RFClassifierSelectFromModel	Selects top features based on importance weights using a Random Forest classifier.
RFRegressorSelectFromModel	Selects top features based on importance weights using a Random Forest regressor.

Contents

class evalml.pipelines.components.transformers.feature_selection.**FeatureSelector**(*parameters=N com-po-nent_obj=Nor ran-dom_seed=0, **kwargs*)

Selects top features based on importance weights.

Parameters

- **parameters** (*dict*) – Dictionary of parameters for the component. Defaults to None.
- **component_obj** (*obj*) – Third-party objects useful in component implementation. Defaults to None.
- **random_seed** (*int*) – Seed for the random number generator. Defaults to 0.

Attributes

modi-fies_features	True
modi-fies_target	False
train-ing_only	False

Methods

clone	Constructs a new component with the same parameters and random state.
default_parameters	Returns the default parameters for this component.
describe	Describe a component and its parameters.
fit	Fits component to data.
fit_transform	Fit and transform data using the feature selector.
get_names	Get names of selected features.
load	Loads component at file path.
name	Returns string name of this component.
needs_fitting	Returns boolean determining if component needs fitting before calling predict, predict_proba, transform, or feature_importances.
parameters	Returns the parameters which were used to initialize the component.
save	Saves component at file path.
transform	Transforms input data by selecting features. If the component_obj does not have a transform method, will raise an MethodPropertyNotFoundError exception.

clone (*self*)

Constructs a new component with the same parameters and random state.

Returns A new instance of this component with identical parameters and random state.

default_parameters (*cls*)

Returns the default parameters for this component.

Our convention is that Component.default_parameters == Component().parameters.

Returns Default parameters for this component.

Return type dict

describe (*self*, *print_name=False*, *return_dict=False*)

Describe a component and its parameters.

Parameters

- **print_name** (*bool, optional*) – whether to print name of component
- **return_dict** (*bool, optional*) – whether to return description as dictionary in the format {"name": name, "parameters": parameters}

Returns Returns dictionary if return_dict is True, else None.

Return type None or dict

fit (*self*, *X*, *y=None*)

Fits component to data.

Parameters

- **X** (*pd.DataFrame*) – The input training data of shape [n_samples, n_features]
- **y** (*pd.Series, optional*) – The target training data of length [n_samples]

Returns self

Raises **MethodPropertyNotFoundError** – If component does not have a fit method or a component_obj that implements fit.

fit_transform(*self*, *X*, *y=None*)
Fit and transform data using the feature selector.

Parameters

- **X** (*pd.DataFrame*) – The input training data of shape [n_samples, n_features].
- **y** (*pd.Series, optional*) – The target training data of length [n_samples].

Returns Transformed data.

Return type pd.DataFrame

get_names(*self*)
Get names of selected features.

Returns List of the names of features selected.

Return type list[str]

static load(*file_path*)
Loads component at file path.

Parameters **file_path** (*str*) – Location to load file.

Returns ComponentBase object

property name(*cls*)
Returns string name of this component.

needs_fitting(*self*)
Returns boolean determining if component needs fitting before calling predict, predict_proba, transform, or feature_importances.

This can be overridden to False for components that do not need to be fit or whose fit methods do nothing.

Returns True.

property parameters(*self*)
Returns the parameters which were used to initialize the component.

save(*self*, *file_path*, *pickle_protocol=cloudpickle.DEFAULT_PROTOCOL*)
Saves component at file path.

Parameters

- **file_path** (*str*) – Location to save file.
- **pickle_protocol** (*int*) – The pickle data stream format.

transform(*self*, *X*, *y=None*)
Transforms input data by selecting features. If the component_obj does not have a transform method, will raise an MethodPropertyNotFoundError exception.

Parameters

- **X** (*pd.DataFrame*) – Data to transform.
- **y** (*pd.Series, optional*) – Target data. Ignored.

Returns Transformed X

Return type pd.DataFrame

Raises **MethodPropertyNotFoundError** – If feature selector does not have a transform method or a component_obj that implements transform

class evalml.pipelines.components.transformers.feature_selection.**RFClassifierSelectFromMode**

Selects top features based on importance weights using a Random Forest classifier.

Parameters

- **number_features** (*int*) – The maximum number of features to select. If both percent_features and number_features are specified, take the greater number of features. Defaults to 0.5. Defaults to None.
- **n_estimators** (*float*) – The number of trees in the forest. Defaults to 100.
- **max_depth** (*int*) – Maximum tree depth for base learners. Defaults to 6.
- **percent_features** (*float*) – Percentage of features to use. If both percent_features and number_features are specified, take the greater number of features. Defaults to 0.5.
- **threshold** (*string or float*) – The threshold value to use for feature selection. Features whose importance is greater or equal are kept while the others are discarded. If "median", then the threshold value is the median of the feature importances. A scaling factor (e.g., "1.25*mean") may also be used. Defaults to -np.inf.
- **n_jobs** (*int or None*) – Number of jobs to run in parallel. -1 uses all processes. Defaults to -1.
- **random_seed** (*int*) – Seed for the random number generator. Defaults to 0.

Attributes

hyper-parameter_ranges	{ "percent_features": Real(0.01, 1), "threshold": ["mean", "median"],}
modifies_features	True
modifies_target	False
name	RF Classifier Select From Model
training_only	False

Methods

clone	Constructs a new component with the same parameters and random state.
default_parameters	Returns the default parameters for this component.
describe	Describe a component and its parameters.

continues on next page

Table 460 – continued from previous page

fit	Fits component to data.
fit_transform	Fit and transform data using the feature selector.
get_names	Get names of selected features.
load	Loads component at file path.
needs_fitting	Returns boolean determining if component needs fitting before calling predict, predict_proba, transform, or feature_importances.
parameters	Returns the parameters which were used to initialize the component.
save	Saves component at file path.
transform	Transforms input data by selecting features. If the component_obj does not have a transform method, will raise an MethodPropertyNotFoundError exception.

clone(*self*)

Constructs a new component with the same parameters and random state.

Returns A new instance of this component with identical parameters and random state.

default_parameters(*cls*)

Returns the default parameters for this component.

Our convention is that Component.default_parameters == Component().parameters.

Returns Default parameters for this component.

Return type dict

describe(*self*, *print_name=False*, *return_dict=False*)

Describe a component and its parameters.

Parameters

- **print_name** (*bool, optional*) – whether to print name of component
- **return_dict** (*bool, optional*) – whether to return description as dictionary in the format {"name": name, "parameters": parameters}

Returns Returns dictionary if return_dict is True, else None.

Return type None or dict

fit(*self*, *X*, *y=None*)

Fits component to data.

Parameters

- **X** (*pd.DataFrame*) – The input training data of shape [n_samples, n_features]
- **y** (*pd.Series, optional*) – The target training data of length [n_samples]

Returns self

Raises **MethodPropertyNotFoundError** – If component does not have a fit method or a component_obj that implements fit.

fit_transform(*self*, *X*, *y=None*)

Fit and transform data using the feature selector.

Parameters

- **X** (*pd.DataFrame*) – The input training data of shape [n_samples, n_features].
- **y** (*pd.Series, optional*) – The target training data of length [n_samples].

Returns Transformed data.

Return type pd.DataFrame

get_names(*self*)

Get names of selected features.

Returns List of the names of features selected.

Return type list[str]

static load(*file_path*)

Loads component at file path.

Parameters **file_path** (*str*) – Location to load file.

Returns ComponentBase object

needs_fitting(*self*)

Returns boolean determining if component needs fitting before calling predict, predict_proba, transform, or feature_importances.

This can be overridden to False for components that do not need to be fit or whose fit methods do nothing.

Returns True.

property parameters(*self*)

Returns the parameters which were used to initialize the component.

save(*self*, *file_path*, *pickle_protocol=cloudpickle.DEFAULT_PROTOCOL*)

Saves component at file path.

Parameters

- **file_path** (*str*) – Location to save file.
- **pickle_protocol** (*int*) – The pickle data stream format.

transform(*self*, *X*, *y=None*)

Transforms input data by selecting features. If the component_obj does not have a transform method, will raise an MethodPropertyNotFoundError exception.

Parameters

- **X** (*pd.DataFrame*) – Data to transform.
- **y** (*pd.Series, optional*) – Target data. Ignored.

Returns Transformed X

Return type pd.DataFrame

Raises **MethodPropertyNotFoundError** – If feature selector does not have a transform method or a component_obj that implements transform

class evalml.pipelines.components.transformers.feature_selection.**RFRegressorSelectFromModel**

Selects top features based on importance weights using a Random Forest regressor.

Parameters

- **number_features** (*int*) – The maximum number of features to select. If both percent_features and number_features are specified, take the greater number of features. Defaults to 0.5. Defaults to None.
- **n_estimators** (*float*) – The number of trees in the forest. Defaults to 100.
- **max_depth** (*int*) – Maximum tree depth for base learners. Defaults to 6.
- **percent_features** (*float*) – Percentage of features to use. If both percent_features and number_features are specified, take the greater number of features. Defaults to 0.5.
- **threshold** (*string or float*) – The threshold value to use for feature selection. Features whose importance is greater or equal are kept while the others are discarded. If "median", then the threshold value is the median of the feature importances. A scaling factor (e.g., "1.25*mean") may also be used. Defaults to -np.inf.
- **n_jobs** (*int or None*) – Number of jobs to run in parallel. -1 uses all processes. Defaults to -1.
- **random_seed** (*int*) – Seed for the random number generator. Defaults to 0.

Attributes

hyper-parameter_ranges	{ "percent_features": Real(0.01, 1), "threshold": ["mean", "median"],}
modifies_features	True
modifies_target	False
name	RF Regressor Select From Model
training_only	False

Methods

clone	Constructs a new component with the same parameters and random state.
default_parameters	Returns the default parameters for this component.
describe	Describe a component and its parameters.

continues on next page

Table 461 – continued from previous page

fit	Fits component to data.
fit_transform	Fit and transform data using the feature selector.
get_names	Get names of selected features.
load	Loads component at file path.
needs_fitting	Returns boolean determining if component needs fitting before calling predict, predict_proba, transform, or feature_importances.
parameters	Returns the parameters which were used to initialize the component.
save	Saves component at file path.
transform	Transforms input data by selecting features. If the component_obj does not have a transform method, will raise an MethodPropertyNotFoundError exception.

clone(*self*)

Constructs a new component with the same parameters and random state.

Returns A new instance of this component with identical parameters and random state.

default_parameters(*cls*)

Returns the default parameters for this component.

Our convention is that Component.default_parameters == Component().parameters.

Returns Default parameters for this component.

Return type dict

describe(*self*, *print_name=False*, *return_dict=False*)

Describe a component and its parameters.

Parameters

- **print_name** (*bool, optional*) – whether to print name of component
- **return_dict** (*bool, optional*) – whether to return description as dictionary in the format {"name": name, "parameters": parameters}

Returns Returns dictionary if return_dict is True, else None.

Return type None or dict

fit(*self*, *X*, *y=None*)

Fits component to data.

Parameters

- **X** (*pd.DataFrame*) – The input training data of shape [n_samples, n_features]
- **y** (*pd.Series, optional*) – The target training data of length [n_samples]

Returns self

Raises **MethodPropertyNotFoundError** – If component does not have a fit method or a component_obj that implements fit.

fit_transform(*self*, *X*, *y=None*)

Fit and transform data using the feature selector.

Parameters

- **X** (*pd.DataFrame*) – The input training data of shape [n_samples, n_features].
- **y** (*pd.Series, optional*) – The target training data of length [n_samples].

Returns Transformed data.

Return type pd.DataFrame

get_names(*self*)

Get names of selected features.

Returns List of the names of features selected.

Return type list[str]

static load(*file_path*)

Loads component at file path.

Parameters **file_path** (*str*) – Location to load file.

Returns ComponentBase object

needs_fitting(*self*)

Returns boolean determining if component needs fitting before calling predict, predict_proba, transform, or feature_importances.

This can be overridden to False for components that do not need to be fit or whose fit methods do nothing.

Returns True.

property parameters(*self*)

Returns the parameters which were used to initialize the component.

save(*self*, *file_path*, *pickle_protocol=cloudpickle.DEFAULT_PROTOCOL*)

Saves component at file path.

Parameters

- **file_path** (*str*) – Location to save file.
- **pickle_protocol** (*int*) – The pickle data stream format.

transform(*self*, *X*, *y=None*)

Transforms input data by selecting features. If the component_obj does not have a transform method, will raise an MethodPropertyNotFoundError exception.

Parameters

- **X** (*pd.DataFrame*) – Data to transform.
- **y** (*pd.Series, optional*) – Target data. Ignored.

Returns Transformed X

Return type pd.DataFrame

Raises **MethodPropertyNotFoundError** – If feature selector does not have a transform method or a component_obj that implements transform

imputers

Components that impute missing values in the input data.

Submodules

imputer

Component that imputes missing data according to a specified imputation strategy.

Module Contents

Classes Summary

Imputer	Imputes missing data according to a specified imputation strategy.

Contents

class evalml.pipelines.components.transformers.imputers.imputer.**Imputer**(*categorical_impute_strateg cat-e-gor-i-cal_fill_value=None, nu-meric_impute_strategy='me nu-meric_fill_value=None, ran-dom_seed=0, **kwargs*)

Imputes missing data according to a specified imputation strategy.

Parameters

- **categorical_impute_strategy** (*string*) – Impute strategy to use for string, object, boolean, categorical dtypes. Valid values include "most_frequent" and "constant".
- **numeric_impute_strategy** (*string*) – Impute strategy to use for numeric columns. Valid values include "mean", "median", "most_frequent", and "constant".
- **categorical_fill_value** (*string*) – When categorical_impute_strategy == "constant", fill_value is used to replace missing data. The default value of None will fill with the string "missing_value".
- **numeric_fill_value** (*int, float*) – When numeric_impute_strategy == "constant", fill_value is used to replace missing data. The default value of None will fill with 0.
- **random_seed** (*int*) – Seed for the random number generator. Defaults to 0.

Attributes

hyper-parameter_ranges	{ "categorical_impute_strategy": ["most_frequent"], "numeric_impute_strategy": ["mean", "median", "most_frequent"],}
modifies_features	True
modifies_target	False
name	Imputer
training_only	False

Methods

`clone`	Constructs a new component with the same parameters and random state.
`default_parameters`	Returns the default parameters for this component.
`describe`	Describe a component and its parameters.
`fit`	Fits imputer to data. 'None' values are converted to np.nan before imputation and are treated as the same.
`fit_transform`	Fits on X and transforms X.
`load`	Loads component at file path.
`needs_fitting`	Returns boolean determining if component needs fitting before calling predict, predict_proba, transform, or feature_importances.
`parameters`	Returns the parameters which were used to initialize the component.
`save`	Saves component at file path.
`transform`	Transforms data X by imputing missing values. 'None' values are converted to np.nan before imputation and are treated as the same.

clone(*self*)

Constructs a new component with the same parameters and random state.

Returns A new instance of this component with identical parameters and random state.

default_parameters(*cls*)

Returns the default parameters for this component.

Our convention is that Component.default_parameters == Component().parameters.

Returns Default parameters for this component.

Return type dict

describe(*self*, *print_name=False*, *return_dict=False*)

Describe a component and its parameters.

Parameters

- **print_name** (*bool, optional*) – whether to print name of component
- **return_dict** (*bool, optional*) – whether to return description as dictionary in the format {"name": name, "parameters": parameters}

Returns Returns dictionary if return_dict is True, else None.

Return type None or dict

fit (*self*, *X*, *y=None*)

Fits imputer to data. 'None' values are converted to np.nan before imputation and are treated as the same.

Parameters

- **X** (*pd.DataFrame, np.ndarray*) – The input training data of shape [n_samples, n_features]
- **y** (*pd.Series, optional*) – The target training data of length [n_samples]

Returns self

fit_transform (*self*, *X*, *y=None*)

Fits on X and transforms X.

Parameters

- **X** (*pd.DataFrame*) – Data to fit and transform.
- **y** (*pd.Series*) – Target data.

Returns Transformed X.

Return type pd.DataFrame

Raises **MethodPropertyNotFoundError** – If transformer does not have a transform method or a component_obj that implements transform.

static load (*file_path*)

Loads component at file path.

Parameters **file_path** (*str*) – Location to load file.

Returns ComponentBase object

needs_fitting (*self*)

Returns boolean determining if component needs fitting before calling predict, predict_proba, transform, or feature_importances.

This can be overridden to False for components that do not need to be fit or whose fit methods do nothing.

Returns True.

property parameters (*self*)

Returns the parameters which were used to initialize the component.

save (*self*, *file_path*, *pickle_protocol=cloudpickle.DEFAULT_PROTOCOL*)

Saves component at file path.

Parameters

- **file_path** (*str*) – Location to save file.
- **pickle_protocol** (*int*) – The pickle data stream format.

transform (*self*, *X*, *y=None*)

Transforms data X by imputing missing values. 'None' values are converted to np.nan before imputation and are treated as the same.

Parameters

- **X** (*pd.DataFrame*) – Data to transform
- **y** (*pd.Series, optional*) – Ignored.

Returns Transformed X

Return type pd.DataFrame

per_column_imputer

Component that imputes missing data according to a specified imputation strategy per column.

Module Contents

Classes Summary

PerColumnImputer	Imputes missing data according to a specified imputation strategy per column.

Contents

class evalml.pipelines.components.transformers.imputers.per_column_imputer.**PerColumnImpute**

Imputes missing data according to a specified imputation strategy per column.

Parameters

- **impute_strategies** (*dict*) – Column and {"impute_strategy": strategy, "fill_value":value} pairings. Valid values for impute strategy include "mean", "median", "most_frequent", "constant" for numerical data, and "most_frequent", "constant" for object data types. Defaults to None, which uses "most_frequent" for all columns. When impute_strategy == "constant", fill_value is used to replace missing data. When None, uses 0 when imputing numerical data and "missing_value" for strings or object data types.
- **random_seed** (*int*) – Seed for the random number generator. Defaults to 0.

Attributes

hyperparameter_ranges	{}
modifies_features	True
modifies_target	False
name	Per Column Imputer
training_only	False

Methods

clone	Constructs a new component with the same parameters and random state.
default_parameters	Returns the default parameters for this component.
describe	Describe a component and its parameters.
fit	Fits imputers on input data.
fit_transform	Fits on X and transforms X.
load	Loads component at file path.
needs_fitting	Returns boolean determining if component needs fitting before calling predict, predict_proba, transform, or feature_importances.
parameters	Returns the parameters which were used to initialize the component.
save	Saves component at file path.
transform	Transforms input data by imputing missing values.

clone(*self*)

Constructs a new component with the same parameters and random state.

Returns A new instance of this component with identical parameters and random state.

default_parameters(*cls*)

Returns the default parameters for this component.

Our convention is that Component.default_parameters == Component().parameters.

Returns Default parameters for this component.

Return type dict

describe(*self*, *print_name=False*, *return_dict=False*)

Describe a component and its parameters.

Parameters

- **print_name** (*bool, optional*) – whether to print name of component
- **return_dict** (*bool, optional*) – whether to return description as dictionary in the format {"name": name, "parameters": parameters}

Returns Returns dictionary if return_dict is True, else None.

Return type None or dict

fit(*self*, *X*, *y=None*)

Fits imputers on input data.

Parameters

- **X** (*pd.DataFrame or np.ndarray*) – The input training data of shape [n_samples, n_features] to fit.
- **y** (*pd.Series, optional*) – The target training data of length [n_samples]. Ignored.

Returns self

fit_transform(*self*, *X*, *y=None*)

Fits on X and transforms X.

Parameters

- **X** (*pd.DataFrame*) – Data to fit and transform.

- **y** (*pd.Series*) – Target data.

Returns Transformed X.

Return type pd.DataFrame

Raises **MethodPropertyNotFoundError** – If transformer does not have a transform method or a component_obj that implements transform.

static load(*file_path*)
Loads component at file path.

Parameters **file_path** (*str*) – Location to load file.

Returns ComponentBase object

needs_fitting(*self*)
Returns boolean determining if component needs fitting before calling predict, predict_proba, transform, or feature_importances.

This can be overridden to False for components that do not need to be fit or whose fit methods do nothing.

Returns True.

property parameters(*self*)
Returns the parameters which were used to initialize the component.

save(*self*, *file_path*, *pickle_protocol=cloudpickle.DEFAULT_PROTOCOL*)
Saves component at file path.

Parameters

- **file_path** (*str*) – Location to save file.
- **pickle_protocol** (*int*) – The pickle data stream format.

transform(*self*, *X*, *y=None*)
Transforms input data by imputing missing values.

Parameters

- **X** (*pd.DataFrame or np.ndarray*) – The input training data of shape [n_samples, n_features] to transform.
- **y** (*pd.Series, optional*) – The target training data of length [n_samples]. Ignored.

Returns Transformed X

Return type pd.DataFrame

simple_imputer

Component that imputes missing data according to a specified imputation strategy.

Module Contents

Classes Summary

SimpleImputer	Imputes missing data according to a specified imputation strategy.

Contents

class evalml.pipelines.components.transformers.imputers.simple_imputer.**SimpleImputer**(*impute_ fill_valu ran- dom_see **kwarg*

Imputes missing data according to a specified imputation strategy.

Parameters

- **impute_strategy** (*string*) – Impute strategy to use. Valid values include "mean", "median", "most_frequent", "constant" for numerical data, and "most_frequent", "constant" for object data types.
- **fill_value** (*string*) – When impute_strategy == "constant", fill_value is used to replace missing data. Defaults to 0 when imputing numerical data and "missing_value" for strings or object data types.
- **random_seed** (*int*) – Seed for the random number generator. Defaults to 0.

Attributes

hyper-parameter_ranges	{ "impute_strategy": ["mean", "median", "most_frequent"]}
modifies_features	True
modifies_target	False
name	Simple Imputer
training_only	False

Methods

clone	Constructs a new component with the same parameters and random state.
default_parameters	Returns the default parameters for this component.
describe	Describe a component and its parameters.
fit	Fits imputer to data. 'None' values are converted to np.nan before imputation and are treated as the same.
fit_transform	Fits on X and transforms X.
load	Loads component at file path.

continues on next page

Table 467 – continued from previous page

needs_fitting	Returns boolean determining if component needs fitting before calling predict, predict_proba, transform, or feature_importances.
parameters	Returns the parameters which were used to initialize the component.
save	Saves component at file path.
transform	Transforms input by imputing missing values. 'None' and np.nan values are treated as the same.

clone (*self*)

Constructs a new component with the same parameters and random state.

Returns A new instance of this component with identical parameters and random state.

default_parameters (*cls*)

Returns the default parameters for this component.

Our convention is that Component.default_parameters == Component().parameters.

Returns Default parameters for this component.

Return type dict

describe (*self*, *print_name=False*, *return_dict=False*)

Describe a component and its parameters.

Parameters

- **print_name** (*bool, optional*) – whether to print name of component
- **return_dict** (*bool, optional*) – whether to return description as dictionary in the format {"name": name, "parameters": parameters}

Returns Returns dictionary if return_dict is True, else None.

Return type None or dict

fit (*self*, *X*, *y=None*)

Fits imputer to data. 'None' values are converted to np.nan before imputation and are treated as the same.

Parameters

- **X** (*pd.DataFrame or np.ndarray*) – the input training data of shape [n_samples, n_features]
- **y** (*pd.Series, optional*) – the target training data of length [n_samples]

Returns self

fit_transform (*self*, *X*, *y=None*)

Fits on X and transforms X.

Parameters

- **X** (*pd.DataFrame*) – Data to fit and transform
- **y** (*pd.Series, optional*) – Target data.

Returns Transformed X

Return type pd.DataFrame

static load (*file_path*)

Loads component at file path.

Parameters **file_path** (*str*) – Location to load file.

Returns ComponentBase object

needs_fitting(*self*)

Returns boolean determining if component needs fitting before calling predict, predict_proba, transform, or feature_importances.

This can be overridden to False for components that do not need to be fit or whose fit methods do nothing.

Returns True.

property parameters(*self*)

Returns the parameters which were used to initialize the component.

save(*self*, *file_path*, *pickle_protocol=cloudpickle.DEFAULT_PROTOCOL*)

Saves component at file path.

Parameters

- **file_path** (*str*) – Location to save file.
- **pickle_protocol** (*int*) – The pickle data stream format.

transform(*self*, *X*, *y=None*)

Transforms input by imputing missing values. 'None' and np.nan values are treated as the same.

Parameters

- **X** (*pd.DataFrame*) – Data to transform.
- **y** (*pd.Series, optional*) – Ignored.

Returns Transformed X

Return type pd.DataFrame

target_imputer

Component that imputes missing target data according to a specified imputation strategy.

Module Contents

Classes Summary

TargetImputer	Imputes missing target data according to a specified imputation strategy.
TargetImputerMeta	A version of the ComponentBaseMeta class which handles when input features is None.

Contents

class evalml.pipelines.components.transformers.imputers.target_imputer.**TargetImputer**(*impute_ fill_valu ran- dom_se **kwarg*

Imputes missing target data according to a specified imputation strategy.

Parameters

- **impute_strategy** (*string*) – Impute strategy to use. Valid values include "mean", "median", "most_frequent", "constant" for numerical data, and "most_frequent", "constant" for object data types. Defaults to "most_frequent".
- **fill_value** (*string*) – When impute_strategy == "constant", fill_value is used to replace missing data. Defaults to None which uses 0 when imputing numerical data and "missing_value" for strings or object data types.
- **random_seed** (*int*) – Seed for the random number generator. Defaults to 0.

Attributes

hyper-parameter_ranges	{ "impute_strategy": ["mean", "median", "most_frequent"]}
modifies_features	False
modifies_target	True
name	Target Imputer
training_only	False

Methods

clone	Constructs a new component with the same parameters and random state.
default_parameters	Returns the default parameters for this component.
describe	Describe a component and its parameters.
fit	Fits imputer to target data. 'None' values are converted to np.nan before imputation and are treated as the same.
fit_transform	Fits on and transforms the input target data.
load	Loads component at file path.
needs_fitting	Returns boolean determining if component needs fitting before calling predict, predict_proba, transform, or feature_importances.
parameters	Returns the parameters which were used to initialize the component.
save	Saves component at file path.
transform	Transforms input target data by imputing missing values. 'None' and np.nan values are treated as the same.

clone (*self*)

Constructs a new component with the same parameters and random state.

Returns A new instance of this component with identical parameters and random state.

default_parameters (*cls*)

Returns the default parameters for this component.

Our convention is that Component.default_parameters == Component().parameters.

Returns Default parameters for this component.

Return type dict

describe (*self*, *print_name=False*, *return_dict=False*)

Describe a component and its parameters.

Parameters

- **print_name** (*bool, optional*) – whether to print name of component
- **return_dict** (*bool, optional*) – whether to return description as dictionary in the format {"name": name, "parameters": parameters}

Returns Returns dictionary if return_dict is True, else None.

Return type None or dict

fit (*self*, *X*, *y*)

Fits imputer to target data. 'None' values are converted to np.nan before imputation and are treated as the same.

Parameters

- **X** (*pd.DataFrame or np.ndarray*) – The input training data of shape [n_samples, n_features]. Ignored.
- **y** (*pd.Series, optional*) – The target training data of length [n_samples].

Returns self

Raises **TypeError** – If target is filled with all null values.

fit_transform (*self*, *X*, *y*)

Fits on and transforms the input target data.

Parameters

- **X** (*pd.DataFrame*) – Features. Ignored.
- **y** (*pd.Series*) – Target data to impute.

Returns The original X, transformed y

Return type (pd.DataFrame, pd.Series)

static load (*file_path*)

Loads component at file path.

Parameters **file_path** (*str*) – Location to load file.

Returns ComponentBase object

needs_fitting (*self*)

Returns boolean determining if component needs fitting before calling predict, predict_proba, transform, or feature_importances.

This can be overridden to False for components that do not need to be fit or whose fit methods do nothing.

Returns True.

property parameters (*self*)
Returns the parameters which were used to initialize the component.

save (*self*, *file_path*, *pickle_protocol=cloudpickle.DEFAULT_PROTOCOL*)
Saves component at file path.

Parameters

- **file_path** (*str*) – Location to save file.
- **pickle_protocol** (*int*) – The pickle data stream format.

transform (*self*, *X*, *y*)
Transforms input target data by imputing missing values. 'None' and np.nan values are treated as the same.

Parameters

- **X** (*pd.DataFrame*) – Features. Ignored.
- **y** (*pd.Series*) – Target data to impute.

Returns The original X, transformed y

Return type (pd.DataFrame, pd.Series)

class evalml.pipelines.components.transformers.imputers.target_imputer.**TargetImputerMeta**
A version of the ComponentBaseMeta class which handles when input features is None.

Attributes

FIT_METHODS	['fit', 'fit_transform']
METHODS_TO_CHECK	['predict', 'predict_proba', 'transform', 'inverse_transform']
PROPERTIES_TO_CHECK	['feature_importance']

Methods

check_for_fit	*check_for_fit* wraps a method that validates if *self._is_fitted* is *True*.
register	Register a virtual subclass of an ABC.
set_fit	Wrapper for the fit method.

classmethod check_for_fit (*cls*, *method*)
check_for_fit wraps a method that validates if *self._is_fitted* is *True*.

Parameters **method** (*callable*) – Method to wrap.

Raises **ComponentNotYetFittedError** – If component is not fitted.

Returns The wrapped input method.

register (*cls*, *subclass*)
Register a virtual subclass of an ABC.

Returns the subclass, to allow usage as a class decorator.

classmethod set_fit (*cls*, *method*)
Wrapper for the fit method.

Package Contents

Classes Summary

Imputer	Imputes missing data according to a specified imputation strategy.
PerColumnImputer	Imputes missing data according to a specified imputation strategy per column.
SimpleImputer	Imputes missing data according to a specified imputation strategy.
TargetImputer	Imputes missing target data according to a specified imputation strategy.

Contents

class evalml.pipelines.components.transformers.imputers.**Imputer**(*categorical_impute_strategy='most_fre*
categorical_fill_value=None, *numeric_impute_strategy='mean'*, *numeric_fill_value=None*, *random_seed=0*, ***kwargs*)

Imputes missing data according to a specified imputation strategy.

Parameters

- **categorical_impute_strategy** (*string*) – Impute strategy to use for string, object, boolean, categorical dtypes. Valid values include "most_frequent" and "constant".
- **numeric_impute_strategy** (*string*) – Impute strategy to use for numeric columns. Valid values include "mean", "median", "most_frequent", and "constant".
- **categorical_fill_value** (*string*) – When categorical_impute_strategy == "constant", fill_value is used to replace missing data. The default value of None will fill with the string "missing_value".
- **numeric_fill_value** (*int, float*) – When numeric_impute_strategy == "constant", fill_value is used to replace missing data. The default value of None will fill with 0.
- **random_seed** (*int*) – Seed for the random number generator. Defaults to 0.

Attributes

hyper-parameter_ranges	{ "categorical_impute_strategy": ["most_frequent"], "numeric_impute_strategy": ["mean", "median", "most_frequent"],}
modifies_features	True
modifies_target	False
name	Imputer
training_only	False

Methods

clone	Constructs a new component with the same parameters and random state.
default_parameters	Returns the default parameters for this component.
describe	Describe a component and its parameters.
fit	Fits imputer to data. 'None' values are converted to np.nan before imputation and are treated as the same.
fit_transform	Fits on X and transforms X.
load	Loads component at file path.
needs_fitting	Returns boolean determining if component needs fitting before calling predict, predict_proba, transform, or feature_importances.
parameters	Returns the parameters which were used to initialize the component.
save	Saves component at file path.
transform	Transforms data X by imputing missing values. 'None' values are converted to np.nan before imputation and are treated as the same.

clone(*self*)

Constructs a new component with the same parameters and random state.

Returns A new instance of this component with identical parameters and random state.

default_parameters(*cls*)

Returns the default parameters for this component.

Our convention is that Component.default_parameters == Component().parameters.

Returns Default parameters for this component.

Return type dict

describe(*self*, *print_name=False*, *return_dict=False*)

Describe a component and its parameters.

Parameters

- **print_name** (*bool, optional*) – whether to print name of component
- **return_dict** (*bool, optional*) – whether to return description as dictionary in the format {"name": name, "parameters": parameters}

Returns Returns dictionary if return_dict is True, else None.

Return type None or dict

fit (*self*, *X*, *y=None*)

Fits imputer to data. 'None' values are converted to np.nan before imputation and are treated as the same.

Parameters

- **X** (*pd.DataFrame, np.ndarray*) – The input training data of shape [n_samples, n_features]
- **y** (*pd.Series, optional*) – The target training data of length [n_samples]

Returns self

fit_transform (*self*, *X*, *y=None*)

Fits on X and transforms X.

Parameters

- **X** (*pd.DataFrame*) – Data to fit and transform.
- **y** (*pd.Series*) – Target data.

Returns Transformed X.

Return type pd.DataFrame

Raises **MethodPropertyNotFoundError** – If transformer does not have a transform method or a component_obj that implements transform.

static load (*file_path*)

Loads component at file path.

Parameters **file_path** (*str*) – Location to load file.

Returns ComponentBase object

needs_fitting (*self*)

Returns boolean determining if component needs fitting before calling predict, predict_proba, transform, or feature_importances.

This can be overridden to False for components that do not need to be fit or whose fit methods do nothing.

Returns True.

property parameters (*self*)

Returns the parameters which were used to initialize the component.

save (*self*, *file_path*, *pickle_protocol=cloudpickle.DEFAULT_PROTOCOL*)

Saves component at file path.

Parameters

- **file_path** (*str*) – Location to save file.
- **pickle_protocol** (*int*) – The pickle data stream format.

transform (*self*, *X*, *y=None*)

Transforms data X by imputing missing values. 'None' values are converted to np.nan before imputation and are treated as the same.

Parameters

- **X** (*pd.DataFrame*) – Data to transform
- **y** (*pd.Series, optional*) – Ignored.

Returns Transformed X

Return type pd.DataFrame

class evalml.pipelines.components.transformers.imputers.**PerColumnImputer**(*impute_strategies=None, random_seed=0, **kwargs*)

Imputes missing data according to a specified imputation strategy per column.

Parameters

- **impute_strategies** (*dict*) – Column and {"impute_strategy": strategy, "fill_value":value} pairings. Valid values for impute strategy include "mean", "median", "most_frequent", "constant" for numerical data, and "most_frequent", "constant" for object data types. Defaults to None, which uses "most_frequent" for all columns. When impute_strategy == "constant", fill_value is used to replace missing data. When None, uses 0 when imputing numerical data and "missing_value" for strings or object data types.
- **random_seed** (*int*) – Seed for the random number generator. Defaults to 0.

Attributes

hyperparameter_ranges	{}
modifies_features	True
modifies_target	False
name	Per Column Imputer
training_only	False

Methods

clone	Constructs a new component with the same parameters and random state.
default_parameters	Returns the default parameters for this component.
describe	Describe a component and its parameters.
fit	Fits imputers on input data.
fit_transform	Fits on X and transforms X.
load	Loads component at file path.
needs_fitting	Returns boolean determining if component needs fitting before calling predict, predict_proba, transform, or feature_importances.
parameters	Returns the parameters which were used to initialize the component.
save	Saves component at file path.
transform	Transforms input data by imputing missing values.

clone(*self*)

Constructs a new component with the same parameters and random state.

Returns A new instance of this component with identical parameters and random state.

default_parameters(*cls*)

Returns the default parameters for this component.

Our convention is that Component.default_parameters == Component().parameters.

Returns Default parameters for this component.

Return type dict

describe (*self*, *print_name=False*, *return_dict=False*)

Describe a component and its parameters.

Parameters

- **print_name** (*bool, optional*) – whether to print name of component
- **return_dict** (*bool, optional*) – whether to return description as dictionary in the format {"name": name, "parameters": parameters}

Returns Returns dictionary if return_dict is True, else None.

Return type None or dict

fit (*self*, *X*, *y=None*)

Fits imputers on input data.

Parameters

- **X** (*pd.DataFrame or np.ndarray*) – The input training data of shape [n_samples, n_features] to fit.
- **y** (*pd.Series, optional*) – The target training data of length [n_samples]. Ignored.

Returns self

fit_transform (*self*, *X*, *y=None*)

Fits on X and transforms X.

Parameters

- **X** (*pd.DataFrame*) – Data to fit and transform.
- **y** (*pd.Series*) – Target data.

Returns Transformed X.

Return type pd.DataFrame

Raises **MethodPropertyNotFoundError** – If transformer does not have a transform method or a component_obj that implements transform.

static load (*file_path*)

Loads component at file path.

Parameters **file_path** (*str*) – Location to load file.

Returns ComponentBase object

needs_fitting (*self*)

Returns boolean determining if component needs fitting before calling predict, predict_proba, transform, or feature_importances.

This can be overridden to False for components that do not need to be fit or whose fit methods do nothing.

Returns True.

property parameters (*self*)

Returns the parameters which were used to initialize the component.

save (*self*, *file_path*, *pickle_protocol=cloudpickle.DEFAULT_PROTOCOL*)

Saves component at file path.

Parameters

- **file_path** (*str*) – Location to save file.
- **pickle_protocol** (*int*) – The pickle data stream format.

transform(*self*, *X*, *y=None*)

Transforms input data by imputing missing values.

Parameters

- **X** (*pd.DataFrame or np.ndarray*) – The input training data of shape [n_samples, n_features] to transform.
- **y** (*pd.Series, optional*) – The target training data of length [n_samples]. Ignored.

Returns Transformed X

Return type pd.DataFrame

class evalml.pipelines.components.transformers.imputers.**SimpleImputer**(*impute_strategy='most_freque fill_value=None, random_seed=0, **kwargs*)

Imputes missing data according to a specified imputation strategy.

Parameters

- **impute_strategy** (*string*) – Impute strategy to use. Valid values include "mean", "median", "most_frequent", "constant" for numerical data, and "most_frequent", "constant" for object data types.
- **fill_value** (*string*) – When impute_strategy == "constant", fill_value is used to replace missing data. Defaults to 0 when imputing numerical data and "missing_value" for strings or object data types.
- **random_seed** (*int*) – Seed for the random number generator. Defaults to 0.

Attributes

hyperparameter_ranges	{ "impute_strategy": ["mean", "median", "most_frequent"]}
modifies_features	True
modifies_target	False
name	Simple Imputer
training_only	False

Methods

clone	Constructs a new component with the same parameters and random state.
default_parameters	Returns the default parameters for this component.
describe	Describe a component and its parameters.

continues on next page

Table 474 – continued from previous page

fit	Fits imputer to data. 'None' values are converted to np.nan before imputation and are treated as the same.
fit_transform	Fits on X and transforms X.
load	Loads component at file path.
needs_fitting	Returns boolean determining if component needs fitting before calling predict, predict_proba, transform, or feature_importances.
parameters	Returns the parameters which were used to initialize the component.
save	Saves component at file path.
transform	Transforms input by imputing missing values. 'None' and np.nan values are treated as the same.

clone(*self*)

Constructs a new component with the same parameters and random state.

Returns A new instance of this component with identical parameters and random state.

default_parameters(*cls*)

Returns the default parameters for this component.

Our convention is that Component.default_parameters == Component().parameters.

Returns Default parameters for this component.

Return type dict

describe(*self*, *print_name=False*, *return_dict=False*)

Describe a component and its parameters.

Parameters

- **print_name** (*bool, optional*) – whether to print name of component
- **return_dict** (*bool, optional*) – whether to return description as dictionary in the format {"name": name, "parameters": parameters}

Returns Returns dictionary if return_dict is True, else None.

Return type None or dict

fit(*self*, *X*, *y=None*)

Fits imputer to data. 'None' values are converted to np.nan before imputation and are treated as the same.

Parameters

- **X** (*pd.DataFrame or np.ndarray*) – the input training data of shape [n_samples, n_features]
- **y** (*pd.Series, optional*) – the target training data of length [n_samples]

Returns self

fit_transform(*self*, *X*, *y=None*)

Fits on X and transforms X.

Parameters

- **X** (*pd.DataFrame*) – Data to fit and transform
- **y** (*pd.Series, optional*) – Target data.

Returns Transformed X

Return type pd.DataFrame

static load(*file_path*)

Loads component at file path.

Parameters **file_path** (*str*) – Location to load file.

Returns ComponentBase object

needs_fitting(*self*)

Returns boolean determining if component needs fitting before calling predict, predict_proba, transform, or feature_importances.

This can be overridden to False for components that do not need to be fit or whose fit methods do nothing.

Returns True.

property parameters(*self*)

Returns the parameters which were used to initialize the component.

save(*self*, *file_path*, *pickle_protocol=cloudpickle.DEFAULT_PROTOCOL*)

Saves component at file path.

Parameters

- **file_path** (*str*) – Location to save file.
- **pickle_protocol** (*int*) – The pickle data stream format.

transform(*self*, *X*, *y=None*)

Transforms input by imputing missing values. 'None' and np.nan values are treated as the same.

Parameters

- **X** (*pd.DataFrame*) – Data to transform.
- **y** (*pd.Series, optional*) – Ignored.

Returns Transformed X

Return type pd.DataFrame

class evalml.pipelines.components.transformers.imputers.**TargetImputer**(*impute_strategy='most_freque fill_value=None, random_seed=0, **kwargs*)

Imputes missing target data according to a specified imputation strategy.

Parameters

- **impute_strategy** (*string*) – Impute strategy to use. Valid values include "mean", "median", "most_frequent", "constant" for numerical data, and "most_frequent", "constant" for object data types. Defaults to "most_frequent".
- **fill_value** (*string*) – When impute_strategy == "constant", fill_value is used to replace missing data. Defaults to None which uses 0 when imputing numerical data and "missing_value" for strings or object data types.
- **random_seed** (*int*) – Seed for the random number generator. Defaults to 0.

Attributes

hyper-parameter_ranges	{ "impute_strategy": ["mean", "median", "most_frequent"]}
modifies_features	False
modifies_target	True
name	Target Imputer
training_only	False

Methods

clone	Constructs a new component with the same parameters and random state.
default_parameters	Returns the default parameters for this component.
describe	Describe a component and its parameters.
fit	Fits imputer to target data. 'None' values are converted to np.nan before imputation and are treated as the same.
fit_transform	Fits on and transforms the input target data.
load	Loads component at file path.
needs_fitting	Returns boolean determining if component needs fitting before calling predict, predict_proba, transform, or feature_importances.
parameters	Returns the parameters which were used to initialize the component.
save	Saves component at file path.
transform	Transforms input target data by imputing missing values. 'None' and np.nan values are treated as the same.

clone(*self*)

Constructs a new component with the same parameters and random state.

Returns A new instance of this component with identical parameters and random state.

default_parameters(*cls*)

Returns the default parameters for this component.

Our convention is that Component.default_parameters == Component().parameters.

Returns Default parameters for this component.

Return type dict

describe(*self*, *print_name=False*, *return_dict=False*)

Describe a component and its parameters.

Parameters

- **print_name** (*bool, optional*) – whether to print name of component
- **return_dict** (*bool, optional*) – whether to return description as dictionary in the format {"name": name, "parameters": parameters}

Returns Returns dictionary if return_dict is True, else None.

Return type None or dict

fit (*self*, *X*, *y*)

Fits imputer to target data. 'None' values are converted to np.nan before imputation and are treated as the same.

Parameters

- **X** (*pd.DataFrame or np.ndarray*) – The input training data of shape [n_samples, n_features]. Ignored.
- **y** (*pd.Series, optional*) – The target training data of length [n_samples].

Returns self

Raises **TypeError** – If target is filled with all null values.

fit_transform (*self*, *X*, *y*)

Fits on and transforms the input target data.

Parameters

- **X** (*pd.DataFrame*) – Features. Ignored.
- **y** (*pd.Series*) – Target data to impute.

Returns The original X, transformed y

Return type (pd.DataFrame, pd.Series)

static load (*file_path*)

Loads component at file path.

Parameters **file_path** (*str*) – Location to load file.

Returns ComponentBase object

needs_fitting (*self*)

Returns boolean determining if component needs fitting before calling predict, predict_proba, transform, or feature_importances.

This can be overridden to False for components that do not need to be fit or whose fit methods do nothing.

Returns True.

property parameters (*self*)

Returns the parameters which were used to initialize the component.

save (*self*, *file_path*, *pickle_protocol=cloudpickle.DEFAULT_PROTOCOL*)

Saves component at file path.

Parameters

- **file_path** (*str*) – Location to save file.
- **pickle_protocol** (*int*) – The pickle data stream format.

transform (*self*, *X*, *y*)

Transforms input target data by imputing missing values. 'None' and np.nan values are treated as the same.

Parameters

- **X** (*pd.DataFrame*) – Features. Ignored.
- **y** (*pd.Series*) – Target data to impute.

Returns The original X, transformed y

Return type (pd.DataFrame, pd.Series)

preprocessing

Preprocessing transformer components.

Submodules

datetime_featurizer

Transformer that can automatically extract features from datetime columns.

Module Contents

Classes Summary

DateTimeFeaturizer	Transformer that can automatically extract features from datetime columns.

Contents

class evalml.pipelines.components.transformers.preprocessing.datetime_featurizer.**DateTimeFe**

Transformer that can automatically extract features from datetime columns.

Parameters

- **features_to_extract** (*list*) – List of features to extract. Valid options include "year", "month", "day_of_week", "hour". Defaults to None.
- **encode_as_categories** (*bool*) – Whether day-of-week and month features should be encoded as pandas "category" dtype. This allows OneHotEncoders to encode these features. Defaults to False.
- **time_index** (*str*) – Name of the column containing the datetime information used to order the data. Ignored.
- **random_seed** (*int*) – Seed for the random number generator. Defaults to 0.

Attributes

hyper-parameter_ranges	{}
modifies_features	True
modifies_target	False
name	DateTime Featurizer
training_only	False

Methods

clone	Constructs a new component with the same parameters and random state.
default_parameters	Returns the default parameters for this component.
describe	Describe a component and its parameters.
fit	Fit the datetime featurizer component.
fit_transform	Fits on X and transforms X.
get_feature_names	Gets the categories of each datetime feature.
load	Loads component at file path.
needs_fitting	Returns boolean determining if component needs fitting before calling predict, predict_proba, transform, or feature_importances.
parameters	Returns the parameters which were used to initialize the component.
save	Saves component at file path.
transform	Transforms data X by creating new features using existing DateTime columns, and then dropping those DateTime columns.

clone(*self*)

Constructs a new component with the same parameters and random state.

Returns A new instance of this component with identical parameters and random state.

default_parameters(*cls*)

Returns the default parameters for this component.

Our convention is that Component.default_parameters == Component().parameters.

Returns Default parameters for this component.

Return type dict

describe(*self*, *print_name=False*, *return_dict=False*)

Describe a component and its parameters.

Parameters

- **print_name** (*bool, optional*) – whether to print name of component
- **return_dict** (*bool, optional*) – whether to return description as dictionary in the format {"name": name, "parameters": parameters}

Returns Returns dictionary if return_dict is True, else None.

Return type None or dict

fit (*self*, *X*, *y=None*)

Fit the datetime featurizer component.

Parameters

- **X** (*pd.DataFrame*) – Input features.
- **y** (*pd.Series, optional*) – Target data. Ignored.

Returns self

fit_transform (*self*, *X*, *y=None*)

Fits on X and transforms X.

Parameters

- **X** (*pd.DataFrame*) – Data to fit and transform.
- **y** (*pd.Series*) – Target data.

Returns Transformed X.

Return type pd.DataFrame

Raises **MethodPropertyNotFoundError** – If transformer does not have a transform method or a component_obj that implements transform.

get_feature_names (*self*)

Gets the categories of each datetime feature.

Returns

Dictionary, where each key-value pair is a column name and a dictionary mapping the unique feature values to their integer encoding.

Return type dict

static load (*file_path*)

Loads component at file path.

Parameters **file_path** (*str*) – Location to load file.

Returns ComponentBase object

needs_fitting (*self*)

Returns boolean determining if component needs fitting before calling predict, predict_proba, transform, or feature_importances.

This can be overridden to False for components that do not need to be fit or whose fit methods do nothing.

Returns True.

property parameters (*self*)

Returns the parameters which were used to initialize the component.

save (*self*, *file_path*, *pickle_protocol=cloudpickle.DEFAULT_PROTOCOL*)

Saves component at file path.

Parameters

- **file_path** (*str*) – Location to save file.
- **pickle_protocol** (*int*) – The pickle data stream format.

transform(*self*, *X*, *y=None*)

Transforms data X by creating new features using existing DateTime columns, and then dropping those DateTime columns.

Parameters

- **X** (*pd.DataFrame*) – Input features.
- **y** (*pd.Series, optional*) – Ignored.

Returns Transformed X

Return type pd.DataFrame

drop_null_columns

Transformer to drop features whose percentage of NaN values exceeds a specified threshold.

Module Contents

Classes Summary

DropNullColumns	Transformer to drop features whose percentage of NaN values exceeds a specified threshold.

Contents

class evalml.pipelines.components.transformers.preprocessing.drop_null_columns.**DropNullColu**

Transformer to drop features whose percentage of NaN values exceeds a specified threshold.

Parameters

- **pct_null_threshold** (*float*) – The percentage of NaN values in an input feature to drop. Must be a value between [0, 1] inclusive. If equal to 0.0, will drop columns with any null values. If equal to 1.0, will drop columns with all null values. Defaults to 0.95.
- **random_seed** (*int*) – Seed for the random number generator. Defaults to 0.

Attributes

hyper-parameter_ranges	{}
modifies_features	True
modifies_target	False
name	Drop Null Columns Transformer
training_only	False

Methods

clone	Constructs a new component with the same parameters and random state.
default_parameters	Returns the default parameters for this component.
describe	Describe a component and its parameters.
fit	Fits component to data.
fit_transform	Fits on X and transforms X.
load	Loads component at file path.
needs_fitting	Returns boolean determining if component needs fitting before calling predict, predict_proba, transform, or feature_importances.
parameters	Returns the parameters which were used to initialize the component.
save	Saves component at file path.
transform	Transforms data X by dropping columns that exceed the threshold of null values.

clone(*self*)

Constructs a new component with the same parameters and random state.

Returns A new instance of this component with identical parameters and random state.

default_parameters(*cls*)

Returns the default parameters for this component.

Our convention is that Component.default_parameters == Component().parameters.

Returns Default parameters for this component.

Return type dict

describe(*self*, *print_name=False*, *return_dict=False*)

Describe a component and its parameters.

Parameters

- **print_name** (*bool, optional*) – whether to print name of component
- **return_dict** (*bool, optional*) – whether to return description as dictionary in the format {"name": name, "parameters": parameters}

Returns Returns dictionary if return_dict is True, else None.

Return type None or dict

fit(*self*, *X*, *y=None*)

Fits component to data.

Parameters

- **X** (*pd.DataFrame*) – The input training data of shape [n_samples, n_features].
- **y** (*pd.Series, optional*) – The target training data of length [n_samples].

Returns self

fit_transform(*self*, *X*, *y=None*)

Fits on X and transforms X.

Parameters

- **X** (*pd.DataFrame*) – Data to fit and transform.
- **y** (*pd.Series*) – Target data.

Returns Transformed X.

Return type pd.DataFrame

Raises **MethodPropertyNotFoundError** – If transformer does not have a transform method or a component_obj that implements transform.

static load(*file_path*)

Loads component at file path.

Parameters **file_path** (*str*) – Location to load file.

Returns ComponentBase object

needs_fitting(*self*)

Returns boolean determining if component needs fitting before calling predict, predict_proba, transform, or feature_importances.

This can be overridden to False for components that do not need to be fit or whose fit methods do nothing.

Returns True.

property parameters(*self*)

Returns the parameters which were used to initialize the component.

save(*self*, *file_path*, *pickle_protocol=cloudpickle.DEFAULT_PROTOCOL*)

Saves component at file path.

Parameters

- **file_path** (*str*) – Location to save file.
- **pickle_protocol** (*int*) – The pickle data stream format.

transform(*self*, *X*, *y=None*)

Transforms data X by dropping columns that exceed the threshold of null values.

Parameters

- **X** (*pd.DataFrame*) – Data to transform
- **y** (*pd.Series, optional*) – Ignored.

Returns Transformed X

Return type pd.DataFrame

drop_rows_transformer

Transformer to drop rows specified by row indices.

Module Contents

Classes Summary

DropRowsTransformer	Transformer to drop rows specified by row indices.

Contents

class evalml.pipelines.components.transformers.preprocessing.drop_rows_transformer.**DropRows**

Transformer to drop rows specified by row indices.

Parameters

- **indices_to_drop** (*list*) – List of indices to drop in the input data. Defaults to None.
- **random_seed** (*int*) – Seed for the random number generator. Is not used by this component. Defaults to 0.

Attributes

hyper-parameter_ranges	{}
modifies_features	True
modifies_target	True
name	Drop Rows Transformer
training_only	True

Methods

clone	Constructs a new component with the same parameters and random state.
default_parameters	Returns the default parameters for this component.
describe	Describe a component and its parameters.
fit	Fits component to data.
fit_transform	Fits on X and transforms X.
load	Loads component at file path.
needs_fitting	Returns boolean determining if component needs fitting before calling predict, predict_proba, transform, or feature_importances.
parameters	Returns the parameters which were used to initialize the component.
save	Saves component at file path.
transform	Transforms data using fitted component.

clone (*self*)

Constructs a new component with the same parameters and random state.

Returns A new instance of this component with identical parameters and random state.

default_parameters(*cls*)

Returns the default parameters for this component.

Our convention is that Component.default_parameters == Component().parameters.

Returns Default parameters for this component.

Return type dict

describe(*self*, *print_name=False*, *return_dict=False*)

Describe a component and its parameters.

Parameters

- **print_name** (*bool, optional*) – whether to print name of component
- **return_dict** (*bool, optional*) – whether to return description as dictionary in the format {"name": name, "parameters": parameters}

Returns Returns dictionary if return_dict is True, else None.

Return type None or dict

fit(*self*, *X*, *y=None*)

Fits component to data.

Parameters

- **X** (*pd.DataFrame*) – The input training data of shape [n_samples, n_features].
- **y** (*pd.Series, optional*) – The target training data of length [n_samples].

Returns self

Raises **ValueError** – If indices to drop do not exist in input features or target.

fit_transform(*self*, *X*, *y=None*)

Fits on X and transforms X.

Parameters

- **X** (*pd.DataFrame*) – Data to fit and transform.
- **y** (*pd.Series*) – Target data.

Returns Transformed X.

Return type pd.DataFrame

Raises **MethodPropertyNotFoundError** – If transformer does not have a transform method or a component_obj that implements transform.

static load(*file_path*)

Loads component at file path.

Parameters **file_path** (*str*) – Location to load file.

Returns ComponentBase object

needs_fitting(*self*)

Returns boolean determining if component needs fitting before calling predict, predict_proba, transform, or feature_importances.

This can be overridden to False for components that do not need to be fit or whose fit methods do nothing.

Returns True.

property parameters (*self*)
Returns the parameters which were used to initialize the component.

save (*self*, *file_path*, *pickle_protocol=cloudpickle.DEFAULT_PROTOCOL*)
Saves component at file path.

Parameters

- **file_path** (*str*) – Location to save file.
- **pickle_protocol** (*int*) – The pickle data stream format.

transform (*self*, *X*, *y=None*)
Transforms data using fitted component.

Parameters

- **X** (*pd.DataFrame*) – Features.
- **y** (*pd.Series, optional*) – Target data.

Returns Data with row indices dropped.

Return type (pd.DataFrame, pd.Series)

featuretools

Featuretools DFS component that generates features for the input features.

Module Contents

Classes Summary

DFSTransformer	Featuretools DFS component that generates features for the input features.

Contents

class evalml.pipelines.components.transformers.preprocessing.featuretools.**DFSTransformer**(*in fe tu ra do ***

Featuretools DFS component that generates features for the input features.

Parameters

- **index** (*string*) – The name of the column that contains the indices. If no column with this name exists, then featuretools.EntitySet() creates a column with this name to serve as the index column. Defaults to 'index'.
- **random_seed** (*int*) – Seed for the random number generator. Defaults to 0.
- **features** (*list*) – List of features to run DFS on. Defaults to None. Features will only be computed if the columns used by the feature exist in the input and if the feature itself is not in input.

Attributes

hyper-parameter_ranges	{}
modifies_features	True
modifies_target	False
name	DFS Transformer
training_only	False

Methods

clone	Constructs a new component with the same parameters and random state.
default_parameters	Returns the default parameters for this component.
describe	Describe a component and its parameters.
fit	Fits the DFSTransformer Transformer component.
fit_transform	Fits on X and transforms X.
load	Loads component at file path.
needs_fitting	Returns boolean determining if component needs fitting before calling predict, predict_proba, transform, or feature_importances.
parameters	Returns the parameters which were used to initialize the component.
save	Saves component at file path.
transform	Computes the feature matrix for the input X using featuretools' dfs algorithm.

clone(*self*)

Constructs a new component with the same parameters and random state.

Returns A new instance of this component with identical parameters and random state.

default_parameters(*cls*)

Returns the default parameters for this component.

Our convention is that Component.default_parameters == Component().parameters.

Returns Default parameters for this component.

Return type dict

describe(*self*, *print_name=False*, *return_dict=False*)

Describe a component and its parameters.

Parameters

- **print_name** (*bool, optional*) – whether to print name of component
- **return_dict** (*bool, optional*) – whether to return description as dictionary in the format {"name": name, "parameters": parameters}

Returns Returns dictionary if return_dict is True, else None.

Return type None or dict

fit (*self*, *X*, *y=None*)
Fits the DFSTransformer Transformer component.

Parameters

- **X** (*pd.DataFrame, np.array*) – The input data to transform, of shape [n_samples, n_features].
- **y** (*pd.Series*) – The target training data of length [n_samples].

Returns self

fit_transform (*self*, *X*, *y=None*)
Fits on X and transforms X.

Parameters

- **X** (*pd.DataFrame*) – Data to fit and transform.
- **y** (*pd.Series*) – Target data.

Returns Transformed X.

Return type pd.DataFrame

Raises **MethodPropertyNotFoundError** – If transformer does not have a transform method or a component_obj that implements transform.

static load (*file_path*)
Loads component at file path.

Parameters **file_path** (*str*) – Location to load file.

Returns ComponentBase object

needs_fitting (*self*)
Returns boolean determining if component needs fitting before calling predict, predict_proba, transform, or feature_importances.

This can be overridden to False for components that do not need to be fit or whose fit methods do nothing.

Returns True.

property parameters (*self*)
Returns the parameters which were used to initialize the component.

save (*self*, *file_path*, *pickle_protocol=cloudpickle.DEFAULT_PROTOCOL*)
Saves component at file path.

Parameters

- **file_path** (*str*) – Location to save file.
- **pickle_protocol** (*int*) – The pickle data stream format.

transform (*self*, *X*, *y=None*)
Computes the feature matrix for the input X using featuretools' dfs algorithm.

Parameters

- **X** (*pd.DataFrame or np.ndarray*) – The input training data to transform. Has shape [n_samples, n_features]
- **y** (*pd.Series, optional*) – Ignored.

Returns Feature matrix

Return type pd.DataFrame

log_transformer

Component that applies a log transformation to the target data.

Module Contents

Classes Summary

LogTransformer	Applies a log transformation to the target data.

Contents

class evalml.pipelines.components.transformers.preprocessing.log_transformer.**LogTransformer**

Applies a log transformation to the target data.

Attributes

hyperparameter_ranges	{}
modifies_features	False
modifies_target	True
name	Log Transformer
training_only	False

Methods

clone	Constructs a new component with the same parameters and random state.
default_parameters	Returns the default parameters for this component.
describe	Describe a component and its parameters.
fit	Fits the LogTransformer.
fit_transform	Log transforms the target variable.
inverse_transform	Apply exponential to target data.
load	Loads component at file path.
needs_fitting	Returns boolean determining if component needs fitting before calling predict, predict_proba, transform, or feature_importances.
parameters	Returns the parameters which were used to initialize the component.
save	Saves component at file path.
transform	Log transforms the target variable.

clone(*self*)

Constructs a new component with the same parameters and random state.

Returns A new instance of this component with identical parameters and random state.

default_parameters(*cls*)
Returns the default parameters for this component.

Our convention is that Component.default_parameters == Component().parameters.

Returns Default parameters for this component.

Return type dict

describe(*self*, *print_name=False*, *return_dict=False*)
Describe a component and its parameters.

Parameters

- **print_name** (*bool, optional*) – whether to print name of component
- **return_dict** (*bool, optional*) – whether to return description as dictionary in the format {"name": name, "parameters": parameters}

Returns Returns dictionary if return_dict is True, else None.

Return type None or dict

fit(*self*, *X*, *y=None*)
Fits the LogTransformer.

Parameters

- **X** (*pd.DataFrame or np.ndarray*) – Ignored.
- **y** (*pd.Series, optional*) – Ignored.

Returns self

fit_transform(*self*, *X*, *y=None*)
Log transforms the target variable.

Parameters

- **X** (*pd.DataFrame, optional*) – Ignored.
- **y** (*pd.Series*) – Target variable to log transform.

Returns

The input features are returned without modification. The target variable y is log transformed.

Return type tuple of pd.DataFrame, pd.Series

inverse_transform(*self*, *y*)
Apply exponential to target data.

Parameters **y** (*pd.Series*) – Target variable.

Returns Target with exponential applied.

Return type pd.Series

static load(*file_path*)
Loads component at file path.

Parameters **file_path** (*str*) – Location to load file.

Returns ComponentBase object

needs_fitting(*self*)

Returns boolean determining if component needs fitting before calling predict, predict_proba, transform, or feature_importances.

This can be overridden to False for components that do not need to be fit or whose fit methods do nothing.

Returns True.

property parameters(*self*)

Returns the parameters which were used to initialize the component.

save(*self*, *file_path*, *pickle_protocol=cloudpickle.DEFAULT_PROTOCOL*)

Saves component at file path.

Parameters

- **file_path** (*str*) – Location to save file.
- **pickle_protocol** (*int*) – The pickle data stream format.

transform(*self*, *X*, *y=None*)

Log transforms the target variable.

Parameters

- **X** (*pd.DataFrame, optional*) – Ignored.
- **y** (*pd.Series*) – Target data to log transform.

Returns

The input features are returned without modification. The target variable y is log transformed.

Return type tuple of pd.DataFrame, pd.Series

lsa

Transformer to calculate the Latent Semantic Analysis Values of text input.

Module Contents

Classes Summary

LSA	Transformer to calculate the Latent Semantic Analysis Values of text input.

Contents

class evalml.pipelines.components.transformers.preprocessing.lsa.**LSA**(*random_seed=0*, ***kwargs*)

Transformer to calculate the Latent Semantic Analysis Values of text input.

Parameters **random_seed** (*int*) – Seed for the random number generator. Defaults to 0.

Attributes

hyper-parameter_ranges	{}
modifies_features	True
modifies_target	False
name	LSA Transformer
training_only	False

Methods

clone	Constructs a new component with the same parameters and random state.
default_parameters	Returns the default parameters for this component.
describe	Describe a component and its parameters.
fit	Fits the input data.
fit_transform	Fits on X and transforms X.
load	Loads component at file path.
needs_fitting	Returns boolean determining if component needs fitting before calling predict, predict_proba, transform, or feature_importances.
parameters	Returns the parameters which were used to initialize the component.
save	Saves component at file path.
transform	Transforms data X by applying the LSA pipeline.

clone(*self*)

Constructs a new component with the same parameters and random state.

Returns A new instance of this component with identical parameters and random state.

default_parameters(*cls*)

Returns the default parameters for this component.

Our convention is that Component.default_parameters == Component().parameters.

Returns Default parameters for this component.

Return type dict

describe(*self*, *print_name=False*, *return_dict=False*)

Describe a component and its parameters.

Parameters

- **print_name** (*bool, optional*) – whether to print name of component
- **return_dict** (*bool, optional*) – whether to return description as dictionary in the format {"name": name, "parameters": parameters}

Returns Returns dictionary if return_dict is True, else None.

Return type None or dict

fit(*self*, *X*, *y=None*)

Fits the input data.

Parameters

- **X** (*pd.DataFrame*) – The data to transform.
- **y** (*pd.Series, optional*) – Ignored.

Returns self

fit_transform(*self*, *X*, *y=None*)

Fits on X and transforms X.

Parameters

- **X** (*pd.DataFrame*) – Data to fit and transform.
- **y** (*pd.Series*) – Target data.

Returns Transformed X.

Return type pd.DataFrame

Raises **MethodPropertyNotFoundError** – If transformer does not have a transform method or a component_obj that implements transform.

static load(*file_path*)

Loads component at file path.

Parameters **file_path** (*str*) – Location to load file.

Returns ComponentBase object

needs_fitting(*self*)

Returns boolean determining if component needs fitting before calling predict, predict_proba, transform, or feature_importances.

This can be overridden to False for components that do not need to be fit or whose fit methods do nothing.

Returns True.

property parameters(*self*)

Returns the parameters which were used to initialize the component.

save(*self*, *file_path*, *pickle_protocol=cloudpickle.DEFAULT_PROTOCOL*)

Saves component at file path.

Parameters

- **file_path** (*str*) – Location to save file.
- **pickle_protocol** (*int*) – The pickle data stream format.

transform(*self*, *X*, *y=None*)

Transforms data X by applying the LSA pipeline.

Parameters

- **X** (*pd.DataFrame*) – The data to transform.
- **y** (*pd.Series, optional*) – Ignored.

Returns

Transformed X. The original column is removed and replaced with two columns of the format *LSA(original_column_name)[feature_number]*, where *feature_number* is 0 or 1.

Return type pd.DataFrame

natural_language_featurizer

Transformer that can automatically featurize text columns using featuretools' nlp_primitives.

Module Contents

Classes Summary

NaturalLanguageFeaturizer	Transformer that can automatically featurize text columns using featuretools' nlp_primitives.

Contents

class evalml.pipelines.components.transformers.preprocessing.natural_language_featurizer.**Na**

Transformer that can automatically featurize text columns using featuretools' nlp_primitives.

Since models cannot handle non-numeric data, any text must be broken down into features that provide useful information about that text. This component splits each text column into several informative features: Diversity Score, Mean Characters per Word, Polarity Score, LSA (Latent Semantic Analysis), Number of Characters, and Number of Words. Calling transform on this component will replace any text columns in the given dataset with these numeric columns.

Parameters **random_seed** (*int*) – Seed for the random number generator. Defaults to 0.

Attributes

hyper-parameter_ranges	{}
modifies_features	True
modifies_target	False
name	Natural Language Featurizer
training_only	False

Methods

clone	Constructs a new component with the same parameters and random state.
default_parameters	Returns the default parameters for this component.
describe	Describe a component and its parameters.
fit	Fits component to data.
fit_transform	Fits on X and transforms X.
load	Loads component at file path.
needs_fitting	Returns boolean determining if component needs fitting before calling predict, predict_proba, transform, or feature_importances.

continues on next page

Table 489 – continued from previous page

`parameters`	Returns the parameters which were used to initialize the component.
`save`	Saves component at file path.
`transform`	Transforms data X by creating new features using existing text columns.

clone (*self*)

Constructs a new component with the same parameters and random state.

Returns A new instance of this component with identical parameters and random state.

default_parameters (*cls*)

Returns the default parameters for this component.

Our convention is that Component.default_parameters == Component().parameters.

Returns Default parameters for this component.

Return type dict

describe (*self*, *print_name=False*, *return_dict=False*)

Describe a component and its parameters.

Parameters

- **print_name** (*bool, optional*) – whether to print name of component
- **return_dict** (*bool, optional*) – whether to return description as dictionary in the format {"name": name, "parameters": parameters}

Returns Returns dictionary if return_dict is True, else None.

Return type None or dict

fit (*self*, *X*, *y=None*)

Fits component to data.

Parameters

- **X** (*pd.DataFrame or np.ndarray*) – The input training data of shape [n_samples, n_features]
- **y** (*pd.Series*) – The target training data of length [n_samples]

Returns self

fit_transform (*self*, *X*, *y=None*)

Fits on X and transforms X.

Parameters

- **X** (*pd.DataFrame*) – Data to fit and transform.
- **y** (*pd.Series*) – Target data.

Returns Transformed X.

Return type pd.DataFrame

Raises **MethodPropertyNotFoundError** – If transformer does not have a transform method or a component_obj that implements transform.

static load (*file_path*)

Loads component at file path.

Parameters **file_path** (*str*) – Location to load file.

Returns ComponentBase object

needs_fitting(*self*)

Returns boolean determining if component needs fitting before calling predict, predict_proba, transform, or feature_importances.

This can be overridden to False for components that do not need to be fit or whose fit methods do nothing.

Returns True.

property parameters(*self*)

Returns the parameters which were used to initialize the component.

save(*self*, *file_path*, *pickle_protocol=cloudpickle.DEFAULT_PROTOCOL*)

Saves component at file path.

Parameters

- **file_path** (*str*) – Location to save file.
- **pickle_protocol** (*int*) – The pickle data stream format.

transform(*self*, *X*, *y=None*)

Transforms data X by creating new features using existing text columns.

Parameters

- **X** (*pd.DataFrame*) – The data to transform.
- **y** (*pd.Series, optional*) – Ignored.

Returns Transformed X

Return type pd.DataFrame

polynomial_detrender

Component that removes trends from time series by fitting a polynomial to the data.

Module Contents

Classes Summary

PolynomialDetrender	Removes trends from time series by fitting a polynomial to the data.

Contents

class evalml.pipelines.components.transformers.preprocessing.polynomial_detrender.**PolynomiaI**

Removes trends from time series by fitting a polynomial to the data.

Parameters

- **degree** (*int*) – Degree for the polynomial. If 1, linear model is fit to the data. If 2, quadratic model is fit, etc. Defaults to 1.
- **random_seed** (*int*) – Seed for the random number generator. Defaults to 0.

Attributes

hyper-parameter_ranges	{ "degree": Integer(1, 3)}
modifies_features	False
modifies_target	True
name	Polynomial Detrender
training_only	False

Methods

clone	Constructs a new component with the same parameters and random state.
default_parameters	Returns the default parameters for this component.
describe	Describe a component and its parameters.
fit	Fits the PolynomialDetrender.
fit_transform	Removes fitted trend from target variable.
inverse_transform	Adds back fitted trend to target variable.
load	Loads component at file path.
needs_fitting	Returns boolean determining if component needs fitting before calling predict, predict_proba, transform, or feature_importances.
parameters	Returns the parameters which were used to initialize the component.
save	Saves component at file path.
transform	Removes fitted trend from target variable.

clone(*self*)

Constructs a new component with the same parameters and random state.

Returns A new instance of this component with identical parameters and random state.

default_parameters(*cls*)

Returns the default parameters for this component.

Our convention is that Component.default_parameters == Component().parameters.

Returns Default parameters for this component.

Return type dict

describe(*self*, *print_name=False*, *return_dict=False*)

Describe a component and its parameters.

Parameters

- **print_name** (*bool, optional*) – whether to print name of component
- **return_dict** (*bool, optional*) – whether to return description as dictionary in the format {"name": name, "parameters": parameters}

Returns Returns dictionary if return_dict is True, else None.

Return type None or dict

fit(*self*, *X*, *y=None*)

Fits the PolynomialDetrender.

Parameters

- **X** (*pd.DataFrame, optional*) – Ignored.
- **y** (*pd.Series*) – Target variable to detrend.

Returns self

Raises **ValueError** – If y is None.

fit_transform(*self*, *X*, *y=None*)

Removes fitted trend from target variable.

Parameters

- **X** (*pd.DataFrame, optional*) – Ignored.
- **y** (*pd.Series*) – Target variable to detrend.

Returns

The first element are the input features returned without modification. The second element is the target variable y with the fitted trend removed.

Return type tuple of pd.DataFrame, pd.Series

inverse_transform(*self*, *y*)

Adds back fitted trend to target variable.

Parameters **y** (*pd.Series*) – Target variable.

Returns

The first element are the input features returned without modification. The second element is the target variable y with the trend added back.

Return type tuple of pd.DataFrame, pd.Series

Raises **ValueError** – If y is None.

static load(*file_path*)

Loads component at file path.

Parameters **file_path** (*str*) – Location to load file.

Returns ComponentBase object

needs_fitting(*self*)

Returns boolean determining if component needs fitting before calling predict, predict_proba, transform, or feature_importances.

This can be overridden to False for components that do not need to be fit or whose fit methods do nothing.

Returns True.

property parameters(*self*)

Returns the parameters which were used to initialize the component.

save(*self*, *file_path*, *pickle_protocol=cloudpickle.DEFAULT_PROTOCOL*)

Saves component at file path.

Parameters

- **file_path** (*str*) – Location to save file.
- **pickle_protocol** (*int*) – The pickle data stream format.

transform(*self*, *X*, *y=None*)

Removes fitted trend from target variable.

Parameters

- **X** (*pd.DataFrame, optional*) – Ignored.
- **y** (*pd.Series*) – Target variable to detrend.

Returns

The input features are returned without modification. The target variable y is detrended

Return type tuple of pd.DataFrame, pd.Series

replace_nullable_types

Transformer to replace features with the new nullable dtypes with a dtype that is compatible in EvalML.

Module Contents

Classes Summary

ReplaceNullableTypes	Transformer to replace features with the new nullable dtypes with a dtype that is compatible in EvalML.

Contents

class evalml.pipelines.components.transformers.preprocessing.replace_nullable_types.**Replace**

Transformer to replace features with the new nullable dtypes with a dtype that is compatible in EvalML.

Attributes

hyper-parameter_ranges	None
modifies_features	True
modifies_target	{}
name	Replace Nullable Types Transformer
training_only	False

Methods

clone	Constructs a new component with the same parameters and random state.
default_parameters	Returns the default parameters for this component.
describe	Describe a component and its parameters.
fit	Fits component to data.
fit_transform	Substitutes non-nullable types for the new pandas nullable types in the data and target data.
load	Loads component at file path.
needs_fitting	Returns boolean determining if component needs fitting before calling predict, predict_proba, transform, or feature_importances.
parameters	Returns the parameters which were used to initialize the component.
save	Saves component at file path.
transform	Transforms data by replacing columns that contain nullable types with the appropriate replacement type.

clone(*self*)

Constructs a new component with the same parameters and random state.

Returns A new instance of this component with identical parameters and random state.

default_parameters(*cls*)

Returns the default parameters for this component.

Our convention is that Component.default_parameters == Component().parameters.

Returns Default parameters for this component.

Return type dict

describe(*self*, *print_name=False*, *return_dict=False*)

Describe a component and its parameters.

Parameters

- **print_name** (*bool, optional*) – whether to print name of component
- **return_dict** (*bool, optional*) – whether to return description as dictionary in the format {"name": name, "parameters": parameters}

Returns Returns dictionary if return_dict is True, else None.

Return type None or dict

fit (*self*, *X*, *y=None*)
Fits component to data.

Parameters

- **X** (*pd.DataFrame*) – The input training data of shape [n_samples, n_features].
- **y** (*pd.Series, optional*) – The target training data of length [n_samples].

Returns self

fit_transform (*self*, *X*, *y=None*)
Substitutes non-nullable types for the new pandas nullable types in the data and target data.

Parameters

- **X** (*pd.DataFrame, optional*) – Input features.
- **y** (*pd.Series*) – Target data.

Returns The input features and target data with the non-nullable types set.

Return type tuple of pd.DataFrame, pd.Series

static load (*file_path*)
Loads component at file path.

Parameters **file_path** (*str*) – Location to load file.

Returns ComponentBase object

needs_fitting (*self*)
Returns boolean determining if component needs fitting before calling predict, predict_proba, transform, or feature_importances.

This can be overridden to False for components that do not need to be fit or whose fit methods do nothing.

Returns True.

property parameters (*self*)
Returns the parameters which were used to initialize the component.

save (*self*, *file_path*, *pickle_protocol=cloudpickle.DEFAULT_PROTOCOL*)
Saves component at file path.

Parameters

- **file_path** (*str*) – Location to save file.
- **pickle_protocol** (*int*) – The pickle data stream format.

transform (*self*, *X*, *y=None*)
Transforms data by replacing columns that contain nullable types with the appropriate replacement type.

"float64" for nullable integers and "category" for nullable booleans.

Parameters

- **X** (*pd.DataFrame*) – Data to transform
- **y** (*pd.Series, optional*) – Target data to transform

Returns Transformed X pd.Series: Transformed y

Return type pd.DataFrame

text_transformer

Base class for all transformers working with text features.

Module Contents

Classes Summary

TextTransformer	Base class for all transformers working with text features.

Contents

class evalml.pipelines.components.transformers.preprocessing.text_transformer.**TextTransform**

Base class for all transformers working with text features.

Parameters

- **component_obj** (*obj*) – Third-party objects useful in component implementation. Defaults to None.
- **random_seed** (*int*) – Seed for the random number generator. Defaults to 0.

Attributes

modifies_features	True
modifies_target	False
training_only	False

Methods

clone	Constructs a new component with the same parameters and random state.
default_parameters	Returns the default parameters for this component.
describe	Describe a component and its parameters.
fit	Fits component to data.
fit_transform	Fits on X and transforms X.
load	Loads component at file path.
name	Returns string name of this component.
needs_fitting	Returns boolean determining if component needs fitting before calling predict, predict_proba, transform, or feature_importances.
parameters	Returns the parameters which were used to initialize the component.

continues on next page

Table 495 – continued from previous page

save	Saves component at file path.
transform	Transforms data X.

clone (*self*)

Constructs a new component with the same parameters and random state.

Returns A new instance of this component with identical parameters and random state.

default_parameters (*cls*)

Returns the default parameters for this component.

Our convention is that Component.default_parameters == Component().parameters.

Returns Default parameters for this component.

Return type dict

describe (*self*, *print_name=False*, *return_dict=False*)

Describe a component and its parameters.

Parameters

- **print_name** (*bool, optional*) – whether to print name of component
- **return_dict** (*bool, optional*) – whether to return description as dictionary in the format {"name": name, "parameters": parameters}

Returns Returns dictionary if return_dict is True, else None.

Return type None or dict

fit (*self*, *X*, *y=None*)

Fits component to data.

Parameters

- **X** (*pd.DataFrame*) – The input training data of shape [n_samples, n_features]
- **y** (*pd.Series, optional*) – The target training data of length [n_samples]

Returns self

Raises **MethodPropertyNotFoundError** – If component does not have a fit method or a component_obj that implements fit.

fit_transform (*self*, *X*, *y=None*)

Fits on X and transforms X.

Parameters

- **X** (*pd.DataFrame*) – Data to fit and transform.
- **y** (*pd.Series*) – Target data.

Returns Transformed X.

Return type pd.DataFrame

Raises **MethodPropertyNotFoundError** – If transformer does not have a transform method or a component_obj that implements transform.

static load (*file_path*)

Loads component at file path.

Parameters **file_path** (*str*) – Location to load file.

Returns ComponentBase object

property name(*cls*)
Returns string name of this component.

needs_fitting(*self*)
Returns boolean determining if component needs fitting before calling predict, predict_proba, transform, or feature_importances.

This can be overridden to False for components that do not need to be fit or whose fit methods do nothing.

Returns True.

property parameters(*self*)
Returns the parameters which were used to initialize the component.

save(*self*, *file_path*, *pickle_protocol=cloudpickle.DEFAULT_PROTOCOL*)
Saves component at file path.

Parameters

- **file_path** (*str*) – Location to save file.
- **pickle_protocol** (*int*) – The pickle data stream format.

abstract transform(*self*, *X*, *y=None*)
Transforms data X.

Parameters

- **X** (*pd.DataFrame*) – Data to transform.
- **y** (*pd.Series, optional*) – Target data.

Returns Transformed X

Return type pd.DataFrame

Raises **MethodPropertyNotFoundError** – If transformer does not have a transform method or a component_obj that implements transform.

time_series_featurizer

Transformer that delays input features and target variable for time series problems.

Module Contents

Classes Summary

TimeSeriesFeaturizer	Transformer that delays input features and target variable for time series problems.

Contents

class evalml.pipelines.components.transformers.preprocessing.time_series_featurizer.**TimeSe**

Transformer that delays input features and target variable for time series problems.

This component uses an algorithm based on the autocorrelation values of the target variable to determine which lags to select from the set of all possible lags.

The algorithm is based on the idea that the local maxima of the autocorrelation function indicate the lags that have the most impact on the present time.

The algorithm computes the autocorrelation values and finds the local maxima, called "peaks", that are significant at the given conf_level. Since lags in the range [0, 10] tend to be predictive but not local maxima, the union of the peaks is taken with the significant lags in the range [0, 10]. At the end, only selected lags in the range [0, max_delay] are used.

Parametrizing the algorithm by conf_level lets the AutoMLAlgorithm tune the set of lags chosen so that the chances of finding a good set of lags is higher.

Using conf_level value of 1 selects all possible lags.

Parameters

- **time_index** (*str*) – Name of the column containing the datetime information used to order the data. Ignored.
- **max_delay** (*int*) – Maximum number of time units to delay each feature. Defaults to 2.
- **forecast_horizon** (*int*) – The number of time periods the pipeline is expected to forecast.
- **conf_level** (*float*) – Float in range (0, 1] that determines the confidence interval size used to select which lags to compute from the set of [1, max_delay]. A delay of 1 will always be computed. If 1, selects all possible lags in the set of [1, max_delay], inclusive.
- **rolling_window_size** (*float*) – Float in range (0, 1] that determines the size of the window used for rolling features. Size is computed as rolling_window_size * max_delay.
- **delay_features** (*bool*) – Whether to delay the input features. Defaults to True.
- **delay_target** (*bool*) – Whether to delay the target. Defaults to True.
- **gap** (*int*) – The number of time units between when the features are collected and when the target is collected. For example, if you are predicting the next time step's target, gap=1. This is only needed because when gap=0, we need to be sure to start the lagging of the target variable at 1. Defaults to 1.

- **random_seed** (*int*) – Seed for the random number generator. This transformer performs the same regardless of the random seed provided.

Attributes

hyperparameter_ranges	Real(0.001, 1.0), "rolling_window_size": Real(0.001, 1.0)}:type: {"conf_level"
modifies_features	True
modifies_target	False
name	Time Series Featurizer
needs_fitting	True
target_colname_prefix	target_delay_{}
training_only	False

Methods

clone	Constructs a new component with the same parameters and random state.
default_parameters	Returns the default parameters for this component.
describe	Describe a component and its parameters.
fit	Fits the DelayFeatureTransformer.
fit_transform	Fit the component and transform the input data.
load	Loads component at file path.
parameters	Returns the parameters which were used to initialize the component.
save	Saves component at file path.
transform	Computes the delayed values and rolling means for X and y.

clone (*self*)

Constructs a new component with the same parameters and random state.

Returns A new instance of this component with identical parameters and random state.

default_parameters (*cls*)

Returns the default parameters for this component.

Our convention is that Component.default_parameters == Component().parameters.

Returns Default parameters for this component.

Return type dict

describe (*self*, *print_name=False*, *return_dict=False*)

Describe a component and its parameters.

Parameters

- **print_name** (*bool, optional*) – whether to print name of component
- **return_dict** (*bool, optional*) – whether to return description as dictionary in the format {"name": name, "parameters": parameters}

Returns Returns dictionary if return_dict is True, else None.

Return type None or dict

fit (*self*, *X*, *y=None*)

Fits the DelayFeatureTransformer.

Parameters

- **X** (*pd.DataFrame or np.ndarray*) – The input training data of shape [n_samples, n_features]
- **y** (*pd.Series, optional*) – The target training data of length [n_samples]

Returns self

Raises **ValueError** – if self.time_index is None

fit_transform (*self*, *X*, *y=None*)

Fit the component and transform the input data.

Parameters

- **X** (*pd.DataFrame*) – Data to transform.
- **y** (*pd.Series, or None*) – Target.

Returns Transformed X.

Return type pd.DataFrame

static load (*file_path*)

Loads component at file path.

Parameters **file_path** (*str*) – Location to load file.

Returns ComponentBase object

property parameters (*self*)

Returns the parameters which were used to initialize the component.

save (*self*, *file_path*, *pickle_protocol=cloudpickle.DEFAULT_PROTOCOL*)

Saves component at file path.

Parameters

- **file_path** (*str*) – Location to save file.
- **pickle_protocol** (*int*) – The pickle data stream format.

transform (*self*, *X*, *y=None*)

Computes the delayed values and rolling means for X and y.

The chosen delays are determined by the autocorrelation function of the target variable. See the class docstring for more information on how they are chosen. If y is None, all possible lags are chosen.

If y is not None, it will also compute the delayed values for the target variable.

The rolling means for all numeric features in X and y, if y is numeric, are also returned.

Parameters

- **X** (*pd.DataFrame or None*) – Data to transform. None is expected when only the target variable is being used.
- **y** (*pd.Series, or None*) – Target.

Returns Transformed X. No original features are returned.

Return type pd.DataFrame

transform_primitive_components

Components that extract features from the input data.

Module Contents

Classes Summary

EmailFeaturizer	Transformer that can automatically extract features from emails.
URLFeaturizer	Transformer that can automatically extract features from URL.

Contents

class `evalml.pipelines.components.transformers.preprocessing.transform_primitive_components`

Transformer that can automatically extract features from emails.

Parameters **random_seed** (*int*) – Seed for the random number generator. Defaults to 0.

Attributes

hyper-parameter_ranges	{}
modifies_features	True
modifies_target	False
name	Email Featurizer
training_only	False

Methods

clone	Constructs a new component with the same parameters and random state.
default_parameters	Returns the default parameters for this component.
describe	Describe a component and its parameters.
fit	Fits component to data.
fit_transform	Fits on X and transforms X.
load	Loads component at file path.
needs_fitting	Returns boolean determining if component needs fitting before calling predict, predict_proba, transform, or feature_importances.

continues on next page

Table 499 – continued from previous page

parameters	Returns the parameters which were used to initialize the component.
save	Saves component at file path.
transform	Transforms data X.

clone (*self*)

Constructs a new component with the same parameters and random state.

Returns A new instance of this component with identical parameters and random state.

default_parameters (*cls*)

Returns the default parameters for this component.

Our convention is that Component.default_parameters == Component().parameters.

Returns Default parameters for this component.

Return type dict

describe (*self*, *print_name=False*, *return_dict=False*)

Describe a component and its parameters.

Parameters

- **print_name** (*bool, optional*) – whether to print name of component
- **return_dict** (*bool, optional*) – whether to return description as dictionary in the format {"name": name, "parameters": parameters}

Returns Returns dictionary if return_dict is True, else None.

Return type None or dict

fit (*self*, *X*, *y=None*)

Fits component to data.

Parameters

- **X** (*pd.DataFrame*) – The input training data of shape [n_samples, n_features]
- **y** (*pd.Series, optional*) – The target training data of length [n_samples]

Returns self

Raises **MethodPropertyNotFoundError** – If component does not have a fit method or a component_obj that implements fit.

fit_transform (*self*, *X*, *y=None*)

Fits on X and transforms X.

Parameters

- **X** (*pd.DataFrame*) – Data to fit and transform.
- **y** (*pd.Series*) – Target data.

Returns Transformed X.

Return type pd.DataFrame

Raises **MethodPropertyNotFoundError** – If transformer does not have a transform method or a component_obj that implements transform.

static load (*file_path*)

Loads component at file path.

Parameters **file_path** (*str*) – Location to load file.

Returns ComponentBase object

needs_fitting(*self*)

Returns boolean determining if component needs fitting before calling predict, predict_proba, transform, or feature_importances.

This can be overridden to False for components that do not need to be fit or whose fit methods do nothing.

Returns True.

property parameters(*self*)

Returns the parameters which were used to initialize the component.

save(*self*, *file_path*, *pickle_protocol=cloudpickle.DEFAULT_PROTOCOL*)

Saves component at file path.

Parameters

- **file_path** (*str*) – Location to save file.
- **pickle_protocol** (*int*) – The pickle data stream format.

transform(*self*, *X*, *y=None*)

Transforms data X.

Parameters

- **X** (*pd.DataFrame*) – Data to transform.
- **y** (*pd.Series, optional*) – Target data.

Returns Transformed X

Return type pd.DataFrame

Raises **MethodPropertyNotFoundError** – If transformer does not have a transform method or a component_obj that implements transform.

class evalml.pipelines.components.transformers.preprocessing.transform_primitive_components

Transformer that can automatically extract features from URL.

Parameters **random_seed** (*int*) – Seed for the random number generator. Defaults to 0.

Attributes

hyper-parameter_ranges	{}
modifies_features	True
modifies_target	False
name	URL Featurizer
training_only	False

Methods

clone	Constructs a new component with the same parameters and random state.
default_parameters	Returns the default parameters for this component.
describe	Describe a component and its parameters.
fit	Fits component to data.
fit_transform	Fits on X and transforms X.
load	Loads component at file path.
needs_fitting	Returns boolean determining if component needs fitting before calling predict, predict_proba, transform, or feature_importances.
parameters	Returns the parameters which were used to initialize the component.
save	Saves component at file path.
transform	Transforms data X.

clone(*self*)

Constructs a new component with the same parameters and random state.

Returns A new instance of this component with identical parameters and random state.

default_parameters(*cls*)

Returns the default parameters for this component.

Our convention is that Component.default_parameters == Component().parameters.

Returns Default parameters for this component.

Return type dict

describe(*self*, *print_name=False*, *return_dict=False*)

Describe a component and its parameters.

Parameters

- **print_name** (*bool, optional*) – whether to print name of component
- **return_dict** (*bool, optional*) – whether to return description as dictionary in the format {"name": name, "parameters": parameters}

Returns Returns dictionary if return_dict is True, else None.

Return type None or dict

fit(*self*, *X*, *y=None*)

Fits component to data.

Parameters

- **X** (*pd.DataFrame*) – The input training data of shape [n_samples, n_features]
- **y** (*pd.Series, optional*) – The target training data of length [n_samples]

Returns self

Raises **MethodPropertyNotFoundError** – If component does not have a fit method or a component_obj that implements fit.

fit_transform(*self*, *X*, *y=None*)

Fits on X and transforms X.

Parameters

- **X** (*pd.DataFrame*) – Data to fit and transform.
- **y** (*pd.Series*) – Target data.

Returns Transformed X.

Return type pd.DataFrame

Raises **MethodPropertyNotFoundError** – If transformer does not have a transform method or a component_obj that implements transform.

static load(*file_path*)

Loads component at file path.

Parameters **file_path** (*str*) – Location to load file.

Returns ComponentBase object

needs_fitting(*self*)

Returns boolean determining if component needs fitting before calling predict, predict_proba, transform, or feature_importances.

This can be overridden to False for components that do not need to be fit or whose fit methods do nothing.

Returns True.

property parameters(*self*)

Returns the parameters which were used to initialize the component.

save(*self*, *file_path*, *pickle_protocol=cloudpickle.DEFAULT_PROTOCOL*)

Saves component at file path.

Parameters

- **file_path** (*str*) – Location to save file.
- **pickle_protocol** (*int*) – The pickle data stream format.

transform(*self*, *X*, *y=None*)

Transforms data X.

Parameters

- **X** (*pd.DataFrame*) – Data to transform.
- **y** (*pd.Series, optional*) – Target data.

Returns Transformed X

Return type pd.DataFrame

Raises **MethodPropertyNotFoundError** – If transformer does not have a transform method or a component_obj that implements transform.

Package Contents

Classes Summary

DateTimeFeaturizer	Transformer that can automatically extract features from datetime columns.
DFSTransformer	Featuretools DFS component that generates features for the input features.

continues on next page

Table 501 – continued from previous page

DropNullColumns	Transformer to drop features whose percentage of NaN values exceeds a specified threshold.
DropRowsTransformer	Transformer to drop rows specified by row indices.
EmailFeaturizer	Transformer that can automatically extract features from emails.
LogTransformer	Applies a log transformation to the target data.
LSA	Transformer to calculate the Latent Semantic Analysis Values of text input.
NaturalLanguageFeaturizer	Transformer that can automatically featurize text columns using featuretools' nlp_primitives.
PolynomialDetrender	Removes trends from time series by fitting a polynomial to the data.
ReplaceNullableTypes	Transformer to replace features with the new nullable dtypes with a dtype that is compatible in EvalML.
TextTransformer	Base class for all transformers working with text features.
TimeSeriesFeaturizer	Transformer that delays input features and target variable for time series problems.
URLFeaturizer	Transformer that can automatically extract features from URL.

Contents

class evalml.pipelines.components.transformers.preprocessing.**DateTimeFeaturizer**(*features_to_ext*
en-
code_as_catego
time_index=No
ran-
dom_seed=0,
***kwargs*)

Transformer that can automatically extract features from datetime columns.

Parameters

- **features_to_extract** (*list*) – List of features to extract. Valid options include "year", "month", "day_of_week", "hour". Defaults to None.
- **encode_as_categories** (*bool*) – Whether day-of-week and month features should be encoded as pandas "category" dtype. This allows OneHotEncoders to encode these features. Defaults to False.
- **time_index** (*str*) – Name of the column containing the datetime information used to order the data. Ignored.
- **random_seed** (*int*) – Seed for the random number generator. Defaults to 0.

Attributes

hyper-parameter_ranges	{}
modifies_features	True
modifies_target	False
name	DateTime Featurizer
training_only	False

Methods

clone	Constructs a new component with the same parameters and random state.
default_parameters	Returns the default parameters for this component.
describe	Describe a component and its parameters.
fit	Fit the datetime featurizer component.
fit_transform	Fits on X and transforms X.
get_feature_names	Gets the categories of each datetime feature.
load	Loads component at file path.
needs_fitting	Returns boolean determining if component needs fitting before calling predict, predict_proba, transform, or feature_importances.
parameters	Returns the parameters which were used to initialize the component.
save	Saves component at file path.
transform	Transforms data X by creating new features using existing DateTime columns, and then dropping those DateTime columns.

clone(*self*)

Constructs a new component with the same parameters and random state.

Returns A new instance of this component with identical parameters and random state.

default_parameters(*cls*)

Returns the default parameters for this component.

Our convention is that Component.default_parameters == Component().parameters.

Returns Default parameters for this component.

Return type dict

describe(*self*, *print_name=False*, *return_dict=False*)

Describe a component and its parameters.

Parameters

- **print_name** (*bool, optional*) – whether to print name of component
- **return_dict** (*bool, optional*) – whether to return description as dictionary in the format {"name": name, "parameters": parameters}

Returns Returns dictionary if return_dict is True, else None.

Return type None or dict

fit (*self*, *X*, *y=None*)

Fit the datetime featurizer component.

Parameters

- **X** (*pd.DataFrame*) – Input features.
- **y** (*pd.Series, optional*) – Target data. Ignored.

Returns self

fit_transform (*self*, *X*, *y=None*)

Fits on X and transforms X.

Parameters

- **X** (*pd.DataFrame*) – Data to fit and transform.
- **y** (*pd.Series*) – Target data.

Returns Transformed X.

Return type pd.DataFrame

Raises **MethodPropertyNotFoundError** – If transformer does not have a transform method or a component_obj that implements transform.

get_feature_names (*self*)

Gets the categories of each datetime feature.

Returns

Dictionary, where each key-value pair is a column name and a dictionary mapping the unique feature values to their integer encoding.

Return type dict

static load (*file_path*)

Loads component at file path.

Parameters **file_path** (*str*) – Location to load file.

Returns ComponentBase object

needs_fitting (*self*)

Returns boolean determining if component needs fitting before calling predict, predict_proba, transform, or feature_importances.

This can be overridden to False for components that do not need to be fit or whose fit methods do nothing.

Returns True.

property parameters (*self*)

Returns the parameters which were used to initialize the component.

save (*self*, *file_path*, *pickle_protocol=cloudpickle.DEFAULT_PROTOCOL*)

Saves component at file path.

Parameters

- **file_path** (*str*) – Location to save file.
- **pickle_protocol** (*int*) – The pickle data stream format.

transform(*self*, *X*, *y=None*)

Transforms data X by creating new features using existing DateTime columns, and then dropping those DateTime columns.

Parameters

- **X** (*pd.DataFrame*) – Input features.
- **y** (*pd.Series, optional*) – Ignored.

Returns Transformed X

Return type pd.DataFrame

class evalml.pipelines.components.transformers.preprocessing.**DFSTransformer**(*index='index', features=None, random_seed=0, **kwargs*)

Featuretools DFS component that generates features for the input features.

Parameters

- **index** (*string*) – The name of the column that contains the indices. If no column with this name exists, then featuretools.EntitySet() creates a column with this name to serve as the index column. Defaults to 'index'.
- **random_seed** (*int*) – Seed for the random number generator. Defaults to 0.
- **features** (*list*) – List of features to run DFS on. Defaults to None. Features will only be computed if the columns used by the feature exist in the input and if the feature itself is not in input.

Attributes

hyper-parameter_ranges	{}
modifies_features	True
modifies_target	False
name	DFS Transformer
training_only	False

Methods

clone	Constructs a new component with the same parameters and random state.
default_parameters	Returns the default parameters for this component.
describe	Describe a component and its parameters.
fit	Fits the DFSTransformer Transformer component.
fit_transform	Fits on X and transforms X.
load	Loads component at file path.

continues on next page

Table 503 – continued from previous page

needs_fitting	Returns boolean determining if component needs fitting before calling predict, predict_proba, transform, or feature_importances.
parameters	Returns the parameters which were used to initialize the component.
save	Saves component at file path.
transform	Computes the feature matrix for the input X using featuretools' dfs algorithm.

clone (*self*)

Constructs a new component with the same parameters and random state.

Returns A new instance of this component with identical parameters and random state.

default_parameters (*cls*)

Returns the default parameters for this component.

Our convention is that Component.default_parameters == Component().parameters.

Returns Default parameters for this component.

Return type dict

describe (*self*, *print_name=False*, *return_dict=False*)

Describe a component and its parameters.

Parameters

- **print_name** (*bool, optional*) – whether to print name of component
- **return_dict** (*bool, optional*) – whether to return description as dictionary in the format {"name": name, "parameters": parameters}

Returns Returns dictionary if return_dict is True, else None.

Return type None or dict

fit (*self*, *X*, *y=None*)

Fits the DFSTransformer Transformer component.

Parameters

- **X** (*pd.DataFrame, np.array*) – The input data to transform, of shape [n_samples, n_features].
- **y** (*pd.Series*) – The target training data of length [n_samples].

Returns self

fit_transform (*self*, *X*, *y=None*)

Fits on X and transforms X.

Parameters

- **X** (*pd.DataFrame*) – Data to fit and transform.
- **y** (*pd.Series*) – Target data.

Returns Transformed X.

Return type pd.DataFrame

Raises **MethodPropertyNotFoundError** – If transformer does not have a transform method or a component_obj that implements transform.

static load(*file_path*)
Loads component at file path.

Parameters **file_path** (*str*) – Location to load file.

Returns ComponentBase object

needs_fitting(*self*)
Returns boolean determining if component needs fitting before calling predict, predict_proba, transform, or feature_importances.

This can be overridden to False for components that do not need to be fit or whose fit methods do nothing.

Returns True.

property parameters(*self*)
Returns the parameters which were used to initialize the component.

save(*self*, *file_path*, *pickle_protocol=cloudpickle.DEFAULT_PROTOCOL*)
Saves component at file path.

Parameters

- **file_path** (*str*) – Location to save file.
- **pickle_protocol** (*int*) – The pickle data stream format.

transform(*self*, *X*, *y=None*)
Computes the feature matrix for the input X using featuretools' dfs algorithm.

Parameters

- **X** (*pd.DataFrame or np.ndarray*) – The input training data to transform. Has shape [n_samples, n_features]
- **y** (*pd.Series, optional*) – Ignored.

Returns Feature matrix

Return type pd.DataFrame

class evalml.pipelines.components.transformers.preprocessing.**DropNullColumns**(*pct_null_threshold=*, *random_seed=0*, ***kwargs*)

Transformer to drop features whose percentage of NaN values exceeds a specified threshold.

Parameters

- **pct_null_threshold** (*float*) – The percentage of NaN values in an input feature to drop. Must be a value between [0, 1] inclusive. If equal to 0.0, will drop columns with any null values. If equal to 1.0, will drop columns with all null values. Defaults to 0.95.
- **random_seed** (*int*) – Seed for the random number generator. Defaults to 0.

Attributes

hyper-parameter_ranges	{}
modifies_features	True
modifies_target	False
name	Drop Null Columns Transformer
training_only	False

Methods

clone	Constructs a new component with the same parameters and random state.
default_parameters	Returns the default parameters for this component.
describe	Describe a component and its parameters.
fit	Fits component to data.
fit_transform	Fits on X and transforms X.
load	Loads component at file path.
needs_fitting	Returns boolean determining if component needs fitting before calling predict, predict_proba, transform, or feature_importances.
parameters	Returns the parameters which were used to initialize the component.
save	Saves component at file path.
transform	Transforms data X by dropping columns that exceed the threshold of null values.

clone(*self*)

Constructs a new component with the same parameters and random state.

Returns A new instance of this component with identical parameters and random state.

default_parameters(*cls*)

Returns the default parameters for this component.

Our convention is that Component.default_parameters == Component().parameters.

Returns Default parameters for this component.

Return type dict

describe(*self*, *print_name=False*, *return_dict=False*)

Describe a component and its parameters.

Parameters

- **print_name** (*bool, optional*) – whether to print name of component
- **return_dict** (*bool, optional*) – whether to return description as dictionary in the format {"name": name, "parameters": parameters}

Returns Returns dictionary if return_dict is True, else None.

Return type None or dict

fit (*self*, *X*, *y=None*)
Fits component to data.

Parameters

- **X** (*pd.DataFrame*) – The input training data of shape [n_samples, n_features].
- **y** (*pd.Series, optional*) – The target training data of length [n_samples].

Returns self

fit_transform (*self*, *X*, *y=None*)
Fits on X and transforms X.

Parameters

- **X** (*pd.DataFrame*) – Data to fit and transform.
- **y** (*pd.Series*) – Target data.

Returns Transformed X.

Return type pd.DataFrame

Raises **MethodPropertyNotFoundError** – If transformer does not have a transform method or a component_obj that implements transform.

static load (*file_path*)
Loads component at file path.

Parameters **file_path** (*str*) – Location to load file.

Returns ComponentBase object

needs_fitting (*self*)
Returns boolean determining if component needs fitting before calling predict, predict_proba, transform, or feature_importances.

This can be overridden to False for components that do not need to be fit or whose fit methods do nothing.

Returns True.

property parameters (*self*)
Returns the parameters which were used to initialize the component.

save (*self*, *file_path*, *pickle_protocol=cloudpickle.DEFAULT_PROTOCOL*)
Saves component at file path.

Parameters

- **file_path** (*str*) – Location to save file.
- **pickle_protocol** (*int*) – The pickle data stream format.

transform (*self*, *X*, *y=None*)
Transforms data X by dropping columns that exceed the threshold of null values.

Parameters

- **X** (*pd.DataFrame*) – Data to transform
- **y** (*pd.Series, optional*) – Ignored.

Returns Transformed X

Return type pd.DataFrame

class evalml.pipelines.components.transformers.preprocessing.**DropRowsTransformer**(*indices_to_dr*
ran-
dom_seed=0)

Transformer to drop rows specified by row indices.

Parameters

- **indices_to_drop** (*list*) – List of indices to drop in the input data. Defaults to None.
- **random_seed** (*int*) – Seed for the random number generator. Is not used by this component. Defaults to 0.

Attributes

hyper-parameter_ranges	{}
modifies_features	True
modifies_target	True
name	Drop Rows Transformer
training_only	True

Methods

clone	Constructs a new component with the same parameters and random state.
default_parameters	Returns the default parameters for this component.
describe	Describe a component and its parameters.
fit	Fits component to data.
fit_transform	Fits on X and transforms X.
load	Loads component at file path.
needs_fitting	Returns boolean determining if component needs fitting before calling predict, predict_proba, transform, or feature_importances.
parameters	Returns the parameters which were used to initialize the component.
save	Saves component at file path.
transform	Transforms data using fitted component.

clone(*self*)

Constructs a new component with the same parameters and random state.

Returns A new instance of this component with identical parameters and random state.

default_parameters(*cls*)

Returns the default parameters for this component.

Our convention is that Component.default_parameters == Component().parameters.

Returns Default parameters for this component.

Return type dict

describe(*self*, *print_name=False*, *return_dict=False*)

Describe a component and its parameters.

Parameters

- **print_name** (*bool, optional*) – whether to print name of component
- **return_dict** (*bool, optional*) – whether to return description as dictionary in the format {"name": name, "parameters": parameters}

Returns Returns dictionary if return_dict is True, else None.

Return type None or dict

fit (*self, X, y=None*)

Fits component to data.

Parameters

- **X** (*pd.DataFrame*) – The input training data of shape [n_samples, n_features].
- **y** (*pd.Series, optional*) – The target training data of length [n_samples].

Returns self

Raises **ValueError** – If indices to drop do not exist in input features or target.

fit_transform (*self, X, y=None*)

Fits on X and transforms X.

Parameters

- **X** (*pd.DataFrame*) – Data to fit and transform.
- **y** (*pd.Series*) – Target data.

Returns Transformed X.

Return type pd.DataFrame

Raises **MethodPropertyNotFoundError** – If transformer does not have a transform method or a component_obj that implements transform.

static load (*file_path*)

Loads component at file path.

Parameters **file_path** (*str*) – Location to load file.

Returns ComponentBase object

needs_fitting (*self*)

Returns boolean determining if component needs fitting before calling predict, predict_proba, transform, or feature_importances.

This can be overridden to False for components that do not need to be fit or whose fit methods do nothing.

Returns True.

property parameters (*self*)

Returns the parameters which were used to initialize the component.

save (*self, file_path, pickle_protocol=cloudpickle.DEFAULT_PROTOCOL*)

Saves component at file path.

Parameters

- **file_path** (*str*) – Location to save file.
- **pickle_protocol** (*int*) – The pickle data stream format.

transform(*self*, *X*, *y=None*)

Transforms data using fitted component.

Parameters

- **X** (*pd.DataFrame*) – Features.
- **y** (*pd.Series, optional*) – Target data.

Returns Data with row indices dropped.

Return type (pd.DataFrame, pd.Series)

class evalml.pipelines.components.transformers.preprocessing.**EmailFeaturizer**(*random_seed=0*, ***kwargs*)

Transformer that can automatically extract features from emails.

Parameters **random_seed** (*int*) – Seed for the random number generator. Defaults to 0.

Attributes

hyper-parameter_ranges	{}
modifies_features	True
modifies_target	False
name	Email Featurizer
training_only	False

Methods

clone	Constructs a new component with the same parameters and random state.
default_parameters	Returns the default parameters for this component.
describe	Describe a component and its parameters.
fit	Fits component to data.
fit_transform	Fits on X and transforms X.
load	Loads component at file path.
needs_fitting	Returns boolean determining if component needs fitting before calling predict, predict_proba, transform, or feature_importances.
parameters	Returns the parameters which were used to initialize the component.
save	Saves component at file path.
transform	Transforms data X.

clone(*self*)

Constructs a new component with the same parameters and random state.

Returns A new instance of this component with identical parameters and random state.

default_parameters(*cls*)

Returns the default parameters for this component.

Our convention is that Component.default_parameters == Component().parameters.

Returns Default parameters for this component.

Return type dict

describe(*self*, *print_name=False*, *return_dict=False*)

Describe a component and its parameters.

Parameters

- **print_name** (*bool, optional*) – whether to print name of component
- **return_dict** (*bool, optional*) – whether to return description as dictionary in the format {"name": name, "parameters": parameters}

Returns Returns dictionary if return_dict is True, else None.

Return type None or dict

fit(*self*, *X*, *y=None*)

Fits component to data.

Parameters

- **X** (*pd.DataFrame*) – The input training data of shape [n_samples, n_features]
- **y** (*pd.Series, optional*) – The target training data of length [n_samples]

Returns self

Raises **MethodPropertyNotFoundError** – If component does not have a fit method or a component_obj that implements fit.

fit_transform(*self*, *X*, *y=None*)

Fits on X and transforms X.

Parameters

- **X** (*pd.DataFrame*) – Data to fit and transform.
- **y** (*pd.Series*) – Target data.

Returns Transformed X.

Return type pd.DataFrame

Raises **MethodPropertyNotFoundError** – If transformer does not have a transform method or a component_obj that implements transform.

static load(*file_path*)

Loads component at file path.

Parameters **file_path** (*str*) – Location to load file.

Returns ComponentBase object

needs_fitting(*self*)

Returns boolean determining if component needs fitting before calling predict, predict_proba, transform, or feature_importances.

This can be overridden to False for components that do not need to be fit or whose fit methods do nothing.

Returns True.

property parameters(*self*)

Returns the parameters which were used to initialize the component.

save(*self*, *file_path*, *pickle_protocol=cloudpickle.DEFAULT_PROTOCOL*)

Saves component at file path.

Parameters

- **file_path** (*str*) – Location to save file.
- **pickle_protocol** (*int*) – The pickle data stream format.

transform(*self*, *X*, *y=None*)
Transforms data X.

Parameters

- **X** (*pd.DataFrame*) – Data to transform.
- **y** (*pd.Series, optional*) – Target data.

Returns Transformed X

Return type pd.DataFrame

Raises **MethodPropertyNotFoundError** – If transformer does not have a transform method or a component_obj that implements transform.

class evalml.pipelines.components.transformers.preprocessing.**LogTransformer**(*random_seed=0*)
Applies a log transformation to the target data.

Attributes

hyper-parameter_ranges	{}
modifies_features	False
modifies_target	True
name	Log Transformer
training_only	False

Methods

clone	Constructs a new component with the same parameters and random state.
default_parameters	Returns the default parameters for this component.
describe	Describe a component and its parameters.
fit	Fits the LogTransformer.
fit_transform	Log transforms the target variable.
inverse_transform	Apply exponential to target data.
load	Loads component at file path.
needs_fitting	Returns boolean determining if component needs fitting before calling predict, predict_proba, transform, or feature_importances.
parameters	Returns the parameters which were used to initialize the component.
save	Saves component at file path.
transform	Log transforms the target variable.

clone(*self*)
Constructs a new component with the same parameters and random state.

Returns A new instance of this component with identical parameters and random state.

default_parameters(*cls*)

Returns the default parameters for this component.

Our convention is that Component.default_parameters == Component().parameters.

Returns Default parameters for this component.

Return type dict

describe(*self*, *print_name=False*, *return_dict=False*)

Describe a component and its parameters.

Parameters

- **print_name** (*bool, optional*) – whether to print name of component
- **return_dict** (*bool, optional*) – whether to return description as dictionary in the format {"name": name, "parameters": parameters}

Returns Returns dictionary if return_dict is True, else None.

Return type None or dict

fit(*self*, *X*, *y=None*)

Fits the LogTransformer.

Parameters

- **X** (*pd.DataFrame or np.ndarray*) – Ignored.
- **y** (*pd.Series, optional*) – Ignored.

Returns self

fit_transform(*self*, *X*, *y=None*)

Log transforms the target variable.

Parameters

- **X** (*pd.DataFrame, optional*) – Ignored.
- **y** (*pd.Series*) – Target variable to log transform.

Returns

The input features are returned without modification. The target variable y is log transformed.

Return type tuple of pd.DataFrame, pd.Series

inverse_transform(*self*, *y*)

Apply exponential to target data.

Parameters **y** (*pd.Series*) – Target variable.

Returns Target with exponential applied.

Return type pd.Series

static load(*file_path*)

Loads component at file path.

Parameters **file_path** (*str*) – Location to load file.

Returns ComponentBase object

needs_fitting(*self*)

Returns boolean determining if component needs fitting before calling predict, predict_proba, transform, or feature_importances.

This can be overridden to False for components that do not need to be fit or whose fit methods do nothing.

Returns True.

property parameters(*self*)

Returns the parameters which were used to initialize the component.

save(*self*, *file_path*, *pickle_protocol=cloudpickle.DEFAULT_PROTOCOL*)

Saves component at file path.

Parameters

- **file_path** (*str*) – Location to save file.
- **pickle_protocol** (*int*) – The pickle data stream format.

transform(*self*, *X*, *y=None*)

Log transforms the target variable.

Parameters

- **X** (*pd.DataFrame, optional*) – Ignored.
- **y** (*pd.Series*) – Target data to log transform.

Returns

The input features are returned without modification. The target variable y is log transformed.

Return type tuple of pd.DataFrame, pd.Series

class evalml.pipelines.components.transformers.preprocessing.**LSA**(*random_seed=0*, ***kwargs*)

Transformer to calculate the Latent Semantic Analysis Values of text input.

Parameters **random_seed** (*int*) – Seed for the random number generator. Defaults to 0.

Attributes

hyper-parameter_ranges	{}
modifies_features	True
modifies_target	False
name	LSA Transformer
training_only	False

Methods

clone	Constructs a new component with the same parameters and random state.
default_parameters	Returns the default parameters for this component.
describe	Describe a component and its parameters.

continues on next page

Table 508 – continued from previous page

fit	Fits the input data.
fit_transform	Fits on X and transforms X.
load	Loads component at file path.
needs_fitting	Returns boolean determining if component needs fitting before calling predict, predict_proba, transform, or feature_importances.
parameters	Returns the parameters which were used to initialize the component.
save	Saves component at file path.
transform	Transforms data X by applying the LSA pipeline.

clone(*self*)

Constructs a new component with the same parameters and random state.

Returns A new instance of this component with identical parameters and random state.

default_parameters(*cls*)

Returns the default parameters for this component.

Our convention is that Component.default_parameters == Component().parameters.

Returns Default parameters for this component.

Return type dict

describe(*self*, *print_name=False*, *return_dict=False*)

Describe a component and its parameters.

Parameters

- **print_name** (*bool, optional*) – whether to print name of component
- **return_dict** (*bool, optional*) – whether to return description as dictionary in the format {"name": name, "parameters": parameters}

Returns Returns dictionary if return_dict is True, else None.

Return type None or dict

fit(*self*, *X*, *y=None*)

Fits the input data.

Parameters

- **X** (*pd.DataFrame*) – The data to transform.
- **y** (*pd.Series, optional*) – Ignored.

Returns self

fit_transform(*self*, *X*, *y=None*)

Fits on X and transforms X.

Parameters

- **X** (*pd.DataFrame*) – Data to fit and transform.
- **y** (*pd.Series*) – Target data.

Returns Transformed X.

Return type pd.DataFrame

Raises **MethodPropertyNotFoundError** – If transformer does not have a transform method or a component_obj that implements transform.

static load(*file_path*)

Loads component at file path.

Parameters **file_path** (*str*) – Location to load file.

Returns ComponentBase object

needs_fitting(*self*)

Returns boolean determining if component needs fitting before calling predict, predict_proba, transform, or feature_importances.

This can be overridden to False for components that do not need to be fit or whose fit methods do nothing.

Returns True.

property parameters(*self*)

Returns the parameters which were used to initialize the component.

save(*self*, *file_path*, *pickle_protocol=cloudpickle.DEFAULT_PROTOCOL*)

Saves component at file path.

Parameters

- **file_path** (*str*) – Location to save file.
- **pickle_protocol** (*int*) – The pickle data stream format.

transform(*self*, *X*, *y=None*)

Transforms data X by applying the LSA pipeline.

Parameters

- **X** (*pd.DataFrame*) – The data to transform.
- **y** (*pd.Series, optional*) – Ignored.

Returns

Transformed X. The original column is removed and replaced with two columns of the format *LSA(original_column_name)[feature_number]*, where *feature_number* is 0 or 1.

Return type pd.DataFrame

class evalml.pipelines.components.transformers.preprocessing.**NaturalLanguageFeaturizer**(*rand*
***kw*

Transformer that can automatically featurize text columns using featuretools' nlp_primitives.

Since models cannot handle non-numeric data, any text must be broken down into features that provide useful information about that text. This component splits each text column into several informative features: Diversity Score, Mean Characters per Word, Polarity Score, LSA (Latent Semantic Analysis), Number of Characters, and Number of Words. Calling transform on this component will replace any text columns in the given dataset with these numeric columns.

Parameters **random_seed** (*int*) – Seed for the random number generator. Defaults to 0.

Attributes

hyper-parameter_ranges	{}
modifies_features	True
modifies_target	False
name	Natural Language Featurizer
training_only	False

Methods

clone	Constructs a new component with the same parameters and random state.
default_parameters	Returns the default parameters for this component.
describe	Describe a component and its parameters.
fit	Fits component to data.
fit_transform	Fits on X and transforms X.
load	Loads component at file path.
needs_fitting	Returns boolean determining if component needs fitting before calling predict, predict_proba, transform, or feature_importances.
parameters	Returns the parameters which were used to initialize the component.
save	Saves component at file path.
transform	Transforms data X by creating new features using existing text columns.

clone (*self*)

Constructs a new component with the same parameters and random state.

Returns A new instance of this component with identical parameters and random state.

default_parameters (*cls*)

Returns the default parameters for this component.

Our convention is that Component.default_parameters == Component().parameters.

Returns Default parameters for this component.

Return type dict

describe (*self*, *print_name=False*, *return_dict=False*)

Describe a component and its parameters.

Parameters

- **print_name** (*bool, optional*) – whether to print name of component
- **return_dict** (*bool, optional*) – whether to return description as dictionary in the format {"name": name, "parameters": parameters}

Returns Returns dictionary if return_dict is True, else None.

Return type None or dict

fit (*self*, *X*, *y=None*)
Fits component to data.

Parameters

- **X** (*pd.DataFrame or np.ndarray*) – The input training data of shape [n_samples, n_features]
- **y** (*pd.Series*) – The target training data of length [n_samples]

Returns self

fit_transform (*self*, *X*, *y=None*)
Fits on X and transforms X.

Parameters

- **X** (*pd.DataFrame*) – Data to fit and transform.
- **y** (*pd.Series*) – Target data.

Returns Transformed X.

Return type pd.DataFrame

Raises **MethodPropertyNotFoundError** – If transformer does not have a transform method or a component_obj that implements transform.

static load (*file_path*)
Loads component at file path.

Parameters **file_path** (*str*) – Location to load file.

Returns ComponentBase object

needs_fitting (*self*)
Returns boolean determining if component needs fitting before calling predict, predict_proba, transform, or feature_importances.

This can be overridden to False for components that do not need to be fit or whose fit methods do nothing.

Returns True.

property parameters (*self*)
Returns the parameters which were used to initialize the component.

save (*self*, *file_path*, *pickle_protocol=cloudpickle.DEFAULT_PROTOCOL*)
Saves component at file path.

Parameters

- **file_path** (*str*) – Location to save file.
- **pickle_protocol** (*int*) – The pickle data stream format.

transform (*self*, *X*, *y=None*)
Transforms data X by creating new features using existing text columns.

Parameters

- **X** (*pd.DataFrame*) – The data to transform.
- **y** (*pd.Series, optional*) – Ignored.

Returns Transformed X

Return type pd.DataFrame

class evalml.pipelines.components.transformers.preprocessing.**PolynomialDetrender**(*degree=1, random_seed=0, **kwargs*)

Removes trends from time series by fitting a polynomial to the data.

Parameters

- **degree** (*int*) – Degree for the polynomial. If 1, linear model is fit to the data. If 2, quadratic model is fit, etc. Defaults to 1.
- **random_seed** (*int*) – Seed for the random number generator. Defaults to 0.

Attributes

hyper-parameter_ranges	{ "degree": Integer(1, 3)}
modifies_features	False
modifies_target	True
name	Polynomial Detrender
training_only	False

Methods

clone	Constructs a new component with the same parameters and random state.
default_parameters	Returns the default parameters for this component.
describe	Describe a component and its parameters.
fit	Fits the PolynomialDetrender.
fit_transform	Removes fitted trend from target variable.
inverse_transform	Adds back fitted trend to target variable.
load	Loads component at file path.
needs_fitting	Returns boolean determining if component needs fitting before calling predict, predict_proba, transform, or feature_importances.
parameters	Returns the parameters which were used to initialize the component.
save	Saves component at file path.
transform	Removes fitted trend from target variable.

clone(*self*)

Constructs a new component with the same parameters and random state.

Returns A new instance of this component with identical parameters and random state.

default_parameters(*cls*)

Returns the default parameters for this component.

Our convention is that Component.default_parameters == Component().parameters.

Returns Default parameters for this component.

Return type dict

describe (*self*, *print_name=False*, *return_dict=False*)
Describe a component and its parameters.

Parameters

- **print_name** (*bool, optional*) – whether to print name of component
- **return_dict** (*bool, optional*) – whether to return description as dictionary in the format {"name": name, "parameters": parameters}

Returns Returns dictionary if return_dict is True, else None.

Return type None or dict

fit (*self*, *X*, *y=None*)
Fits the PolynomialDetrender.

Parameters

- **X** (*pd.DataFrame, optional*) – Ignored.
- **y** (*pd.Series*) – Target variable to detrend.

Returns self

Raises **ValueError** – If y is None.

fit_transform (*self*, *X*, *y=None*)
Removes fitted trend from target variable.

Parameters

- **X** (*pd.DataFrame, optional*) – Ignored.
- **y** (*pd.Series*) – Target variable to detrend.

Returns

The first element are the input features returned without modification. The second element is the target variable y with the fitted trend removed.

Return type tuple of pd.DataFrame, pd.Series

inverse_transform (*self*, *y*)
Adds back fitted trend to target variable.

Parameters **y** (*pd.Series*) – Target variable.

Returns

The first element are the input features returned without modification. The second element is the target variable y with the trend added back.

Return type tuple of pd.DataFrame, pd.Series

Raises **ValueError** – If y is None.

static load (*file_path*)
Loads component at file path.

Parameters **file_path** (*str*) – Location to load file.

Returns ComponentBase object

needs_fitting (*self*)
Returns boolean determining if component needs fitting before calling predict, predict_proba, transform, or feature_importances.

This can be overridden to False for components that do not need to be fit or whose fit methods do nothing.

Returns True.

property parameters(*self*)

Returns the parameters which were used to initialize the component.

save(*self*, *file_path*, *pickle_protocol=cloudpickle.DEFAULT_PROTOCOL*)

Saves component at file path.

Parameters

- **file_path** (*str*) – Location to save file.
- **pickle_protocol** (*int*) – The pickle data stream format.

transform(*self*, *X*, *y=None*)

Removes fitted trend from target variable.

Parameters

- **X** (*pd.DataFrame, optional*) – Ignored.
- **y** (*pd.Series*) – Target variable to detrend.

Returns

The input features are returned without modification. The target variable y is detrended

Return type tuple of pd.DataFrame, pd.Series

class evalml.pipelines.components.transformers.preprocessing.**ReplaceNullableTypes**(*random_seed*, ***kwargs*)

Transformer to replace features with the new nullable dtypes with a dtype that is compatible in EvalML.

Attributes

hyperparameter_ranges	None
modifies_features	True
modifies_target	{}
name	Replace Nullable Types Transformer
training_only	False

Methods

clone	Constructs a new component with the same parameters and random state.
default_parameters	Returns the default parameters for this component.
describe	Describe a component and its parameters.
fit	Fits component to data.
fit_transform	Substitutes non-nullable types for the new pandas nullable types in the data and target data.
load	Loads component at file path.

continues on next page

Table 511 – continued from previous page

needs_fitting	Returns boolean determining if component needs fitting before calling predict, predict_proba, transform, or feature_importances.
parameters	Returns the parameters which were used to initialize the component.
save	Saves component at file path.
transform	Transforms data by replacing columns that contain nullable types with the appropriate replacement type.

clone (*self*)

Constructs a new component with the same parameters and random state.

Returns A new instance of this component with identical parameters and random state.

default_parameters (*cls*)

Returns the default parameters for this component.

Our convention is that Component.default_parameters == Component().parameters.

Returns Default parameters for this component.

Return type dict

describe (*self*, *print_name=False*, *return_dict=False*)

Describe a component and its parameters.

Parameters

- **print_name** (*bool, optional*) – whether to print name of component
- **return_dict** (*bool, optional*) – whether to return description as dictionary in the format {"name": name, "parameters": parameters}

Returns Returns dictionary if return_dict is True, else None.

Return type None or dict

fit (*self*, *X*, *y=None*)

Fits component to data.

Parameters

- **X** (*pd.DataFrame*) – The input training data of shape [n_samples, n_features].
- **y** (*pd.Series, optional*) – The target training data of length [n_samples].

Returns self

fit_transform (*self*, *X*, *y=None*)

Substitutes non-nullable types for the new pandas nullable types in the data and target data.

Parameters

- **X** (*pd.DataFrame, optional*) – Input features.
- **y** (*pd.Series*) – Target data.

Returns The input features and target data with the non-nullable types set.

Return type tuple of pd.DataFrame, pd.Series

static load (*file_path*)

Loads component at file path.

Parameters **file_path** (*str*) – Location to load file.

Returns ComponentBase object

needs_fitting(*self*)

Returns boolean determining if component needs fitting before calling predict, predict_proba, transform, or feature_importances.

This can be overridden to False for components that do not need to be fit or whose fit methods do nothing.

Returns True.

property parameters(*self*)

Returns the parameters which were used to initialize the component.

save(*self*, *file_path*, *pickle_protocol=cloudpickle.DEFAULT_PROTOCOL*)

Saves component at file path.

Parameters

- **file_path** (*str*) – Location to save file.
- **pickle_protocol** (*int*) – The pickle data stream format.

transform(*self*, *X*, *y=None*)

Transforms data by replacing columns that contain nullable types with the appropriate replacement type.

"float64" for nullable integers and "category" for nullable booleans.

Parameters

- **X** (*pd.DataFrame*) – Data to transform
- **y** (*pd.Series, optional*) – Target data to transform

Returns Transformed X pd.Series: Transformed y

Return type pd.DataFrame

class evalml.pipelines.components.transformers.preprocessing.**TextTransformer**(*component_obj=No ran-dom_seed=0, **kwargs*)

Base class for all transformers working with text features.

Parameters

- **component_obj** (*obj*) – Third-party objects useful in component implementation. Defaults to None.
- **random_seed** (*int*) – Seed for the random number generator. Defaults to 0.

Attributes

modi-fies_features	True
modi-fies_target	False
train-ing_only	False

Methods

clone	Constructs a new component with the same parameters and random state.
default_parameters	Returns the default parameters for this component.
describe	Describe a component and its parameters.
fit	Fits component to data.
fit_transform	Fits on X and transforms X.
load	Loads component at file path.
name	Returns string name of this component.
needs_fitting	Returns boolean determining if component needs fitting before calling predict, predict_proba, transform, or feature_importances.
parameters	Returns the parameters which were used to initialize the component.
save	Saves component at file path.
transform	Transforms data X.

clone(*self*)

Constructs a new component with the same parameters and random state.

Returns A new instance of this component with identical parameters and random state.

default_parameters(*cls*)

Returns the default parameters for this component.

Our convention is that Component.default_parameters == Component().parameters.

Returns Default parameters for this component.

Return type dict

describe(*self*, *print_name=False*, *return_dict=False*)

Describe a component and its parameters.

Parameters

- **print_name** (*bool, optional*) – whether to print name of component
- **return_dict** (*bool, optional*) – whether to return description as dictionary in the format {"name": name, "parameters": parameters}

Returns Returns dictionary if return_dict is True, else None.

Return type None or dict

fit(*self*, *X*, *y=None*)

Fits component to data.

Parameters

- **X** (*pd.DataFrame*) – The input training data of shape [n_samples, n_features]
- **y** (*pd.Series, optional*) – The target training data of length [n_samples]

Returns self

Raises **MethodPropertyNotFoundError** – If component does not have a fit method or a component_obj that implements fit.

fit_transform(*self*, *X*, *y=None*)

Fits on X and transforms X.

Parameters

- **X** (*pd.DataFrame*) – Data to fit and transform.
- **y** (*pd.Series*) – Target data.

Returns Transformed X.

Return type pd.DataFrame

Raises **MethodPropertyNotFoundError** – If transformer does not have a transform method or a component_obj that implements transform.

static load(*file_path*)

Loads component at file path.

Parameters **file_path** (*str*) – Location to load file.

Returns ComponentBase object

property name(*cls*)

Returns string name of this component.

needs_fitting(*self*)

Returns boolean determining if component needs fitting before calling predict, predict_proba, transform, or feature_importances.

This can be overridden to False for components that do not need to be fit or whose fit methods do nothing.

Returns True.

property parameters(*self*)

Returns the parameters which were used to initialize the component.

save(*self*, *file_path*, *pickle_protocol=cloudpickle.DEFAULT_PROTOCOL*)

Saves component at file path.

Parameters

- **file_path** (*str*) – Location to save file.
- **pickle_protocol** (*int*) – The pickle data stream format.

abstract transform(*self*, *X*, *y=None*)

Transforms data X.

Parameters

- **X** (*pd.DataFrame*) – Data to transform.
- **y** (*pd.Series, optional*) – Target data.

Returns Transformed X

Return type pd.DataFrame

Raises **MethodPropertyNotFoundError** – If transformer does not have a transform method or a component_obj that implements transform.

class evalml.pipelines.components.transformers.preprocessing.**TimeSeriesFeaturizer**(*time_index=, max_delay=, gap=0, forecast_horizon, conf_level=0, rolling_wind, delay_features, delay_target=T, random_seed=0, **kwargs*)

Transformer that delays input features and target variable for time series problems.

This component uses an algorithm based on the autocorrelation values of the target variable to determine which lags to select from the set of all possible lags.

The algorithm is based on the idea that the local maxima of the autocorrelation function indicate the lags that have the most impact on the present time.

The algorithm computes the autocorrelation values and finds the local maxima, called "peaks", that are significant at the given conf_level. Since lags in the range [0, 10] tend to be predictive but not local maxima, the union of the peaks is taken with the significant lags in the range [0, 10]. At the end, only selected lags in the range [0, max_delay] are used.

Parametrizing the algorithm by conf_level lets the AutoMLAlgorithm tune the set of lags chosen so that the chances of finding a good set of lags is higher.

Using conf_level value of 1 selects all possible lags.

Parameters

- **time_index** (*str*) – Name of the column containing the datetime information used to order the data. Ignored.
- **max_delay** (*int*) – Maximum number of time units to delay each feature. Defaults to 2.
- **forecast_horizon** (*int*) – The number of time periods the pipeline is expected to forecast.
- **conf_level** (*float*) – Float in range (0, 1] that determines the confidence interval size used to select which lags to compute from the set of [1, max_delay]. A delay of 1 will always be computed. If 1, selects all possible lags in the set of [1, max_delay], inclusive.
- **rolling_window_size** (*float*) – Float in range (0, 1] that determines the size of the window used for rolling features. Size is computed as rolling_window_size * max_delay.
- **delay_features** (*bool*) – Whether to delay the input features. Defaults to True.
- **delay_target** (*bool*) – Whether to delay the target. Defaults to True.
- **gap** (*int*) – The number of time units between when the features are collected and when the target is collected. For example, if you are predicting the next time step's target, gap=1. This is only needed because when gap=0, we need to be sure to start the lagging of the target variable at 1. Defaults to 1.
- **random_seed** (*int*) – Seed for the random number generator. This transformer performs the same regardless of the random seed provided.

Attributes

hyper-parameter_ranges	Real(0.001, 1.0), "rolling_window_size": Real(0.001, 1.0)}:type: {"conf_level"
modifies_features	True
modifies_target	False
name	Time Series Featurizer
needs_fitting	True
target_colname_prefix	target_delay_{}
training_only	False

Methods

clone	Constructs a new component with the same parameters and random state.
default_parameters	Returns the default parameters for this component.
describe	Describe a component and its parameters.
fit	Fits the DelayFeatureTransformer.
fit_transform	Fit the component and transform the input data.
load	Loads component at file path.
parameters	Returns the parameters which were used to initialize the component.
save	Saves component at file path.
transform	Computes the delayed values and rolling means for X and y.

clone(*self*)

Constructs a new component with the same parameters and random state.

Returns A new instance of this component with identical parameters and random state.

default_parameters(*cls*)

Returns the default parameters for this component.

Our convention is that Component.default_parameters == Component().parameters.

Returns Default parameters for this component.

Return type dict

describe(*self*, *print_name=False*, *return_dict=False*)

Describe a component and its parameters.

Parameters

- **print_name** (*bool, optional*) – whether to print name of component
- **return_dict** (*bool, optional*) – whether to return description as dictionary in the format {"name": name, "parameters": parameters}

Returns Returns dictionary if return_dict is True, else None.

Return type None or dict

fit (*self*, *X*, *y=None*)
Fits the DelayFeatureTransformer.

Parameters

- **X** (*pd.DataFrame or np.ndarray*) – The input training data of shape [n_samples, n_features]
- **y** (*pd.Series, optional*) – The target training data of length [n_samples]

Returns self

Raises **ValueError** – if self.time_index is None

fit_transform (*self*, *X*, *y=None*)
Fit the component and transform the input data.

Parameters

- **X** (*pd.DataFrame*) – Data to transform.
- **y** (*pd.Series, or None*) – Target.

Returns Transformed X.

Return type pd.DataFrame

static load (*file_path*)
Loads component at file path.

Parameters **file_path** (*str*) – Location to load file.

Returns ComponentBase object

property parameters (*self*)
Returns the parameters which were used to initialize the component.

save (*self*, *file_path*, *pickle_protocol=cloudpickle.DEFAULT_PROTOCOL*)
Saves component at file path.

Parameters

- **file_path** (*str*) – Location to save file.
- **pickle_protocol** (*int*) – The pickle data stream format.

transform (*self*, *X*, *y=None*)
Computes the delayed values and rolling means for X and y.

The chosen delays are determined by the autocorrelation function of the target variable. See the class docstring for more information on how they are chosen. If y is None, all possible lags are chosen.

If y is not None, it will also compute the delayed values for the target variable.

The rolling means for all numeric features in X and y, if y is numeric, are also returned.

Parameters

- **X** (*pd.DataFrame or None*) – Data to transform. None is expected when only the target variable is being used.
- **y** (*pd.Series, or None*) – Target.

Returns Transformed X. No original features are returned.

Return type pd.DataFrame

class evalml.pipelines.components.transformers.preprocessing.**URLFeaturizer**(*random_seed=0, **kwargs*)

Transformer that can automatically extract features from URL.

Parameters **random_seed** (*int*) – Seed for the random number generator. Defaults to 0.

Attributes

hyper-parameter_ranges	{}
modifies_features	True
modifies_target	False
name	URL Featurizer
training_only	False

Methods

clone	Constructs a new component with the same parameters and random state.
default_parameters	Returns the default parameters for this component.
describe	Describe a component and its parameters.
fit	Fits component to data.
fit_transform	Fits on X and transforms X.
load	Loads component at file path.
needs_fitting	Returns boolean determining if component needs fitting before calling predict, predict_proba, transform, or feature_importances.
parameters	Returns the parameters which were used to initialize the component.
save	Saves component at file path.
transform	Transforms data X.

clone(*self*)

Constructs a new component with the same parameters and random state.

Returns A new instance of this component with identical parameters and random state.

default_parameters(*cls*)

Returns the default parameters for this component.

Our convention is that Component.default_parameters == Component().parameters.

Returns Default parameters for this component.

Return type dict

describe(*self, print_name=False, return_dict=False*)

Describe a component and its parameters.

Parameters

- **print_name** (*bool, optional*) – whether to print name of component

- **return_dict** (*bool, optional*) – whether to return description as dictionary in the format {"name": name, "parameters": parameters}

Returns Returns dictionary if return_dict is True, else None.

Return type None or dict

fit (*self, X, y=None*)
Fits component to data.

Parameters

- **X** (*pd.DataFrame*) – The input training data of shape [n_samples, n_features]
- **y** (*pd.Series, optional*) – The target training data of length [n_samples]

Returns self

Raises **MethodPropertyNotFoundError** – If component does not have a fit method or a component_obj that implements fit.

fit_transform (*self, X, y=None*)
Fits on X and transforms X.

Parameters

- **X** (*pd.DataFrame*) – Data to fit and transform.
- **y** (*pd.Series*) – Target data.

Returns Transformed X.

Return type pd.DataFrame

Raises **MethodPropertyNotFoundError** – If transformer does not have a transform method or a component_obj that implements transform.

static load (*file_path*)
Loads component at file path.

Parameters **file_path** (*str*) – Location to load file.

Returns ComponentBase object

needs_fitting (*self*)
Returns boolean determining if component needs fitting before calling predict, predict_proba, transform, or feature_importances.

This can be overridden to False for components that do not need to be fit or whose fit methods do nothing.

Returns True.

property parameters (*self*)
Returns the parameters which were used to initialize the component.

save (*self, file_path, pickle_protocol=cloudpickle.DEFAULT_PROTOCOL*)
Saves component at file path.

Parameters

- **file_path** (*str*) – Location to save file.
- **pickle_protocol** (*int*) – The pickle data stream format.

transform (*self, X, y=None*)
Transforms data X.

Parameters

- **X** (*pd.DataFrame*) – Data to transform.
- **y** (*pd.Series, optional*) – Target data.

Returns Transformed X

Return type pd.DataFrame

Raises **MethodPropertyNotFoundError** – If transformer does not have a transform method or a component_obj that implements transform.

samplers

Sampler components.

Submodules

base_sampler

Base Sampler component. Used as the base class of all sampler components.

Module Contents

Classes Summary

BaseSampler	Base Sampler component. Used as the base class of all sampler components.

Contents

class evalml.pipelines.components.transformers.samplers.base_sampler.**BaseSampler**(*parameters=N com- po- nent_obj=Nor ran- dom_seed=0, **kwargs*)

Base Sampler component. Used as the base class of all sampler components.

Parameters

- **parameters** (*dict*) – Dictionary of parameters for the component. Defaults to None.
- **component_obj** (*obj*) – Third-party objects useful in component implementation. Defaults to None.
- **random_seed** (*int*) – Seed for the random number generator. Defaults to 0.

Attributes

modifies_features	True
modifies_target	True
training_only	True

Methods

`clone`	Constructs a new component with the same parameters and random state.
`default_parameters`	Returns the default parameters for this component.
`describe`	Describe a component and its parameters.
`fit`	Fits the sampler to the data.
`fit_transform`	Fit and transform data using the sampler component.
`load`	Loads component at file path.
`name`	Returns string name of this component.
`needs_fitting`	Returns boolean determining if component needs fitting before calling predict, predict_proba, transform, or feature_importances.
`parameters`	Returns the parameters which were used to initialize the component.
`save`	Saves component at file path.
`transform`	Transforms the input data by sampling the data.

clone(*self*)

Constructs a new component with the same parameters and random state.

Returns A new instance of this component with identical parameters and random state.

default_parameters(*cls*)

Returns the default parameters for this component.

Our convention is that Component.default_parameters == Component().parameters.

Returns Default parameters for this component.

Return type dict

describe(*self*, *print_name=False*, *return_dict=False*)

Describe a component and its parameters.

Parameters

- **print_name** (*bool, optional*) – whether to print name of component
- **return_dict** (*bool, optional*) – whether to return description as dictionary in the format {"name": name, "parameters": parameters}

Returns Returns dictionary if return_dict is True, else None.

Return type None or dict

fit(*self*, *X*, *y*)

Fits the sampler to the data.

Parameters

- **X** (*pd.DataFrame*) – Input features.

- **y** (*pd.Series*) – Target.

Returns self

Raises **ValueError** – If y is None.

fit_transform(*self*, *X*, *y*)

Fit and transform data using the sampler component.

Parameters

- **X** (*pd.DataFrame*) – The input training data of shape [n_samples, n_features].
- **y** (*pd.Series, optional*) – The target training data of length [n_samples].

Returns Transformed data.

Return type (pd.DataFrame, pd.Series)

static load(*file_path*)

Loads component at file path.

Parameters **file_path** (*str*) – Location to load file.

Returns ComponentBase object

property name(*cls*)

Returns string name of this component.

needs_fitting(*self*)

Returns boolean determining if component needs fitting before calling predict, predict_proba, transform, or feature_importances.

This can be overridden to False for components that do not need to be fit or whose fit methods do nothing.

Returns True.

property parameters(*self*)

Returns the parameters which were used to initialize the component.

save(*self*, *file_path*, *pickle_protocol=cloudpickle.DEFAULT_PROTOCOL*)

Saves component at file path.

Parameters

- **file_path** (*str*) – Location to save file.
- **pickle_protocol** (*int*) – The pickle data stream format.

transform(*self*, *X*, *y=None*)

Transforms the input data by sampling the data.

Parameters

- **X** (*pd.DataFrame*) – Training features.
- **y** (*pd.Series*) – Target.

Returns Transformed features and target.

Return type pd.DataFrame, pd.Series

oversampler

SMOTE Oversampler component. Will automatically select whether to use SMOTE, SMOTEN, or SMOTENC based on inputs to the component.

Module Contents

Classes Summary

`Oversampler`	SMOTE Oversampler component. Will automatically select whether to use SMOTE, SMOTEN, or SMOTENC based on inputs to the component.

Contents

class evalml.pipelines.components.transformers.samplers.oversampler.**Oversampler**(*sampling_ratio=1, sampling_ratio_dict=None, k_neighbors_default=5, n_jobs=-1, random_seed=0, **kwargs*)

SMOTE Oversampler component. Will automatically select whether to use SMOTE, SMOTEN, or SMOTENC based on inputs to the component.

Parameters

- **sampling_ratio** (*float*) – This is the goal ratio of the minority to majority class, with range (0, 1]. A value of 0.25 means we want a 1:4 ratio of the minority to majority class after oversampling. We will create the a sampling dictionary using this ratio, with the keys corresponding to the class and the values responding to the number of samples. Defaults to 0.25.
- **sampling_ratio_dict** (*dict*) – A dictionary specifying the desired balanced ratio for each target value. For instance, in a binary case where class 1 is the minority, we could specify: *sampling_ratio_dict={0: 0.5, 1: 1}*, which means we would undersample class 0 to have twice the number of samples as class 1 (minority:majority ratio = 0.5), and don't sample class 1. Overrides sampling_ratio if provided. Defaults to None.
- **k_neighbors_default** (*int*) – The number of nearest neighbors used to construct synthetic samples. This is the default value used, but the actual k_neighbors value might be smaller if there are less samples. Defaults to 5.
- **n_jobs** (*int*) – The number of CPU cores to use. Defaults to -1.
- **random_seed** (*int*) – The seed to use for random sampling. Defaults to 0.

Attributes

hyper-parameter_ranges	{}
modifies_features	True
modifies_target	True
name	Oversampler
training_only	True

Methods

clone	Constructs a new component with the same parameters and random state.
default_parameters	Returns the default parameters for this component.
describe	Describe a component and its parameters.
fit	Fits oversampler to data.
fit_transform	Fit and transform data using the sampler component.
load	Loads component at file path.
needs_fitting	Returns boolean determining if component needs fitting before calling predict, predict_proba, transform, or feature_importances.
parameters	Returns the parameters which were used to initialize the component.
save	Saves component at file path.
transform	Transforms the input data by sampling the data.

clone(*self*)

Constructs a new component with the same parameters and random state.

Returns A new instance of this component with identical parameters and random state.

default_parameters(*cls*)

Returns the default parameters for this component.

Our convention is that Component.default_parameters == Component().parameters.

Returns Default parameters for this component.

Return type dict

describe(*self*, *print_name=False*, *return_dict=False*)

Describe a component and its parameters.

Parameters

- **print_name** (*bool, optional*) – whether to print name of component
- **return_dict** (*bool, optional*) – whether to return description as dictionary in the format {"name": name, "parameters": parameters}

Returns Returns dictionary if return_dict is True, else None.

Return type None or dict

fit(*self*, *X*, *y*)

Fits oversampler to data.

Parameters

- **X** (*pd.DataFrame*) – The input training data of shape [n_samples, n_features].
- **y** (*pd.Series, optional*) – The target training data of length [n_samples].

Returns self

fit_transform(*self*, *X*, *y*)

Fit and transform data using the sampler component.

Parameters

- **X** (*pd.DataFrame*) – The input training data of shape [n_samples, n_features].
- **y** (*pd.Series, optional*) – The target training data of length [n_samples].

Returns Transformed data.

Return type (pd.DataFrame, pd.Series)

static load(*file_path*)

Loads component at file path.

Parameters **file_path** (*str*) – Location to load file.

Returns ComponentBase object

needs_fitting(*self*)

Returns boolean determining if component needs fitting before calling predict, predict_proba, transform, or feature_importances.

This can be overridden to False for components that do not need to be fit or whose fit methods do nothing.

Returns True.

property parameters(*self*)

Returns the parameters which were used to initialize the component.

save(*self*, *file_path*, *pickle_protocol=cloudpickle.DEFAULT_PROTOCOL*)

Saves component at file path.

Parameters

- **file_path** (*str*) – Location to save file.
- **pickle_protocol** (*int*) – The pickle data stream format.

transform(*self*, *X*, *y=None*)

Transforms the input data by sampling the data.

Parameters

- **X** (*pd.DataFrame*) – Training features.
- **y** (*pd.Series*) – Target.

Returns Transformed features and target.

Return type pd.DataFrame, pd.Series

undersampler

An undersampling transformer to downsample the majority classes in the dataset.

Module Contents

Classes Summary

`Undersampler`	Initializes an undersampling transformer to downsample the majority classes in the dataset.

Contents

class evalml.pipelines.components.transformers.samplers.undersampler.**Undersampler**(*sampling_ra sam- pling_ratio_ min_samples min_percent ran- dom_seed=0 **kwargs*)

Initializes an undersampling transformer to downsample the majority classes in the dataset.

This component is only run during training and not during predict.

Parameters

- **sampling_ratio** (*float*) – The smallest minority:majority ratio that is accepted as 'balanced'. For instance, a 1:4 ratio would be represented as 0.25, while a 1:1 ratio is 1.0. Must be between 0 and 1, inclusive. Defaults to 0.25.
- **sampling_ratio_dict** (*dict*) – A dictionary specifying the desired balanced ratio for each target value. For instance, in a binary case where class 1 is the minority, we could specify: *sampling_ratio_dict={0: 0.5, 1: 1}*, which means we would undersample class 0 to have twice the number of samples as class 1 (minority:majority ratio = 0.5), and don't sample class 1. Overrides sampling_ratio if provided. Defaults to None.
- **min_samples** (*int*) – The minimum number of samples that we must have for any class, pre or post sampling. If a class must be downsampled, it will not be downsampled past this value. To determine severe imbalance, the minority class must occur less often than this and must have a class ratio below min_percentage. Must be greater than 0. Defaults to 100.
- **min_percentage** (*float*) – The minimum percentage of the minimum class to total dataset that we tolerate, as long as it is above min_samples. If min_percentage and min_samples are not met, treat this as severely imbalanced, and we will not resample the data. Must be between 0 and 0.5, inclusive. Defaults to 0.1.
- **random_seed** (*int*) – The seed to use for random sampling. Defaults to 0.

Raises

- **ValueError** – If sampling_ratio is not in the range (0, 1].
- **ValueError** – If min_sample is not greater than 0.
- **ValueError** – If min_percentage is not between 0 and 0.5, inclusive.

Attributes

hyper-parameter_ranges	{}
modifies_features	True
modifies_target	True
name	Undersampler
training_only	True

Methods

clone	Constructs a new component with the same parameters and random state.
default_parameters	Returns the default parameters for this component.
describe	Describe a component and its parameters.
fit	Fits the sampler to the data.
fit_resample	Resampling technique for this sampler.
fit_transform	Fit and transform data using the sampler component.
load	Loads component at file path.
needs_fitting	Returns boolean determining if component needs fitting before calling predict, predict_proba, transform, or feature_importances.
parameters	Returns the parameters which were used to initialize the component.
save	Saves component at file path.
transform	Transforms the input data by sampling the data.

clone(*self*)

Constructs a new component with the same parameters and random state.

Returns A new instance of this component with identical parameters and random state.

default_parameters(*cls*)

Returns the default parameters for this component.

Our convention is that Component.default_parameters == Component().parameters.

Returns Default parameters for this component.

Return type dict

describe(*self*, *print_name=False*, *return_dict=False*)

Describe a component and its parameters.

Parameters

- **print_name** (*bool, optional*) – whether to print name of component
- **return_dict** (*bool, optional*) – whether to return description as dictionary in the format {"name": name, "parameters": parameters}

Returns Returns dictionary if return_dict is True, else None.

Return type None or dict

fit (*self*, *X*, *y*)
Fits the sampler to the data.

Parameters

- **X** (*pd.DataFrame*) – Input features.
- **y** (*pd.Series*) – Target.

Returns self

Raises **ValueError** – If y is None.

fit_resample (*self*, *X*, *y*)
Resampling technique for this sampler.

Parameters

- **X** (*pd.DataFrame*) – Training data to fit and resample.
- **y** (*pd.Series*) – Training data targets to fit and resample.

Returns Indices to keep for training data.

Return type list

fit_transform (*self*, *X*, *y*)
Fit and transform data using the sampler component.

Parameters

- **X** (*pd.DataFrame*) – The input training data of shape [n_samples, n_features].
- **y** (*pd.Series, optional*) – The target training data of length [n_samples].

Returns Transformed data.

Return type (pd.DataFrame, pd.Series)

static load (*file_path*)
Loads component at file path.

Parameters **file_path** (*str*) – Location to load file.

Returns ComponentBase object

needs_fitting (*self*)
Returns boolean determining if component needs fitting before calling predict, predict_proba, transform, or feature_importances.

This can be overridden to False for components that do not need to be fit or whose fit methods do nothing.

Returns True.

property parameters (*self*)
Returns the parameters which were used to initialize the component.

save (*self*, *file_path*, *pickle_protocol=cloudpickle.DEFAULT_PROTOCOL*)
Saves component at file path.

Parameters

- **file_path** (*str*) – Location to save file.
- **pickle_protocol** (*int*) – The pickle data stream format.

transform (*self*, *X*, *y=None*)
Transforms the input data by sampling the data.

Parameters

- **X** (*pd.DataFrame*) – Training features.
- **y** (*pd.Series*) – Target.

Returns Transformed features and target.

Return type pd.DataFrame, pd.Series

Package Contents

Classes Summary

Oversampler	SMOTE Oversampler component. Will automatically select whether to use SMOTE, SMOTEN, or SMOTENC based on inputs to the component.
Undersampler	Initializes an undersampling transformer to downsample the majority classes in the dataset.

Contents

class evalml.pipelines.components.transformers.samplers.**Oversampler**(*sampling_ratio=0.25, sampling_ratio_dict=None, k_neighbors_default=5, n_jobs=-1, random_seed=0, **kwargs*)

SMOTE Oversampler component. Will automatically select whether to use SMOTE, SMOTEN, or SMOTENC based on inputs to the component.

Parameters

- **sampling_ratio** (*float*) – This is the goal ratio of the minority to majority class, with range (0, 1]. A value of 0.25 means we want a 1:4 ratio of the minority to majority class after oversampling. We will create the a sampling dictionary using this ratio, with the keys corresponding to the class and the values responding to the number of samples. Defaults to 0.25.
- **sampling_ratio_dict** (*dict*) – A dictionary specifying the desired balanced ratio for each target value. For instance, in a binary case where class 1 is the minority, we could specify: *sampling_ratio_dict={0: 0.5, 1: 1}*, which means we would undersample class 0 to have twice the number of samples as class 1 (minority:majority ratio = 0.5), and don't sample class 1. Overrides sampling_ratio if provided. Defaults to None.
- **k_neighbors_default** (*int*) – The number of nearest neighbors used to construct synthetic samples. This is the default value used, but the actual k_neighbors value might be smaller if there are less samples. Defaults to 5.
- **n_jobs** (*int*) – The number of CPU cores to use. Defaults to -1.
- **random_seed** (*int*) – The seed to use for random sampling. Defaults to 0.

Attributes

hyper-parameter_ranges	{}
modifies_features	True
modifies_target	True
name	Oversampler
training_only	True

Methods

clone	Constructs a new component with the same parameters and random state.
default_parameters	Returns the default parameters for this component.
describe	Describe a component and its parameters.
fit	Fits oversampler to data.
fit_transform	Fit and transform data using the sampler component.
load	Loads component at file path.
needs_fitting	Returns boolean determining if component needs fitting before calling predict, predict_proba, transform, or feature_importances.
parameters	Returns the parameters which were used to initialize the component.
save	Saves component at file path.
transform	Transforms the input data by sampling the data.

clone(*self*)

Constructs a new component with the same parameters and random state.

Returns A new instance of this component with identical parameters and random state.

default_parameters(*cls*)

Returns the default parameters for this component.

Our convention is that Component.default_parameters == Component().parameters.

Returns Default parameters for this component.

Return type dict

describe(*self*, *print_name=False*, *return_dict=False*)

Describe a component and its parameters.

Parameters

- **print_name** (*bool, optional*) – whether to print name of component
- **return_dict** (*bool, optional*) – whether to return description as dictionary in the format {"name": name, "parameters": parameters}

Returns Returns dictionary if return_dict is True, else None.

Return type None or dict

fit(*self*, *X*, *y*)

Fits oversampler to data.

Parameters

- **X** (*pd.DataFrame*) – The input training data of shape [n_samples, n_features].
- **y** (*pd.Series, optional*) – The target training data of length [n_samples].

Returns self

fit_transform(*self*, *X*, *y*)

Fit and transform data using the sampler component.

Parameters

- **X** (*pd.DataFrame*) – The input training data of shape [n_samples, n_features].
- **y** (*pd.Series, optional*) – The target training data of length [n_samples].

Returns Transformed data.

Return type (pd.DataFrame, pd.Series)

static load(*file_path*)

Loads component at file path.

Parameters **file_path** (*str*) – Location to load file.

Returns ComponentBase object

needs_fitting(*self*)

Returns boolean determining if component needs fitting before calling predict, predict_proba, transform, or feature_importances.

This can be overridden to False for components that do not need to be fit or whose fit methods do nothing.

Returns True.

property parameters(*self*)

Returns the parameters which were used to initialize the component.

save(*self*, *file_path*, *pickle_protocol=cloudpickle.DEFAULT_PROTOCOL*)

Saves component at file path.

Parameters

- **file_path** (*str*) – Location to save file.
- **pickle_protocol** (*int*) – The pickle data stream format.

transform(*self*, *X*, *y=None*)

Transforms the input data by sampling the data.

Parameters

- **X** (*pd.DataFrame*) – Training features.
- **y** (*pd.Series*) – Target.

Returns Transformed features and target.

Return type pd.DataFrame, pd.Series

class evalml.pipelines.components.transformers.samplers.**Undersampler**(*sampling_ratio=0.25, sampling_ratio_dict=None, min_samples=100, min_percentage=0.1, random_seed=0, **kwargs*)

Initializes an undersampling transformer to downsample the majority classes in the dataset.

This component is only run during training and not during predict.

Parameters

- **sampling_ratio** (*float*) – The smallest minority:majority ratio that is accepted as 'balanced'. For instance, a 1:4 ratio would be represented as 0.25, while a 1:1 ratio is 1.0. Must be between 0 and 1, inclusive. Defaults to 0.25.
- **sampling_ratio_dict** (*dict*) – A dictionary specifying the desired balanced ratio for each target value. For instance, in a binary case where class 1 is the minority, we could specify: *sampling_ratio_dict={0: 0.5, 1: 1}*, which means we would undersample class 0 to have twice the number of samples as class 1 (minority:majority ratio = 0.5), and don't sample class 1. Overrides sampling_ratio if provided. Defaults to None.
- **min_samples** (*int*) – The minimum number of samples that we must have for any class, pre or post sampling. If a class must be downsampled, it will not be downsampled past this value. To determine severe imbalance, the minority class must occur less often than this and must have a class ratio below min_percentage. Must be greater than 0. Defaults to 100.
- **min_percentage** (*float*) – The minimum percentage of the minimum class to total dataset that we tolerate, as long as it is above min_samples. If min_percentage and min_samples are not met, treat this as severely imbalanced, and we will not resample the data. Must be between 0 and 0.5, inclusive. Defaults to 0.1.
- **random_seed** (*int*) – The seed to use for random sampling. Defaults to 0.

Raises

- **ValueError** – If sampling_ratio is not in the range (0, 1].
- **ValueError** – If min_sample is not greater than 0.
- **ValueError** – If min_percentage is not between 0 and 0.5, inclusive.

Attributes

hyperparameter_ranges	{}
modifies_features	True
modifies_target	True
name	Undersampler
training_only	True

Methods

clone	Constructs a new component with the same parameters and random state.
default_parameters	Returns the default parameters for this component.
describe	Describe a component and its parameters.
fit	Fits the sampler to the data.
fit_resample	Resampling technique for this sampler.
fit_transform	Fit and transform data using the sampler component.
load	Loads component at file path.
needs_fitting	Returns boolean determining if component needs fitting before calling predict, predict_proba, transform, or feature_importances.
parameters	Returns the parameters which were used to initialize the component.
save	Saves component at file path.
transform	Transforms the input data by sampling the data.

clone (*self*)

Constructs a new component with the same parameters and random state.

Returns A new instance of this component with identical parameters and random state.

default_parameters (*cls*)

Returns the default parameters for this component.

Our convention is that Component.default_parameters == Component().parameters.

Returns Default parameters for this component.

Return type dict

describe (*self*, *print_name=False*, *return_dict=False*)

Describe a component and its parameters.

Parameters

- **print_name** (*bool, optional*) – whether to print name of component
- **return_dict** (*bool, optional*) – whether to return description as dictionary in the format {"name": name, "parameters": parameters}

Returns Returns dictionary if return_dict is True, else None.

Return type None or dict

fit (*self*, *X*, *y*)

Fits the sampler to the data.

Parameters

- **X** (*pd.DataFrame*) – Input features.
- **y** (*pd.Series*) – Target.

Returns self

Raises **ValueError** – If y is None.

fit_resample (*self*, *X*, *y*)

Resampling technique for this sampler.

Parameters

- **X** (*pd.DataFrame*) – Training data to fit and resample.
- **y** (*pd.Series*) – Training data targets to fit and resample.

Returns Indices to keep for training data.

Return type list

fit_transform(*self*, *X*, *y*)

Fit and transform data using the sampler component.

Parameters

- **X** (*pd.DataFrame*) – The input training data of shape [n_samples, n_features].
- **y** (*pd.Series, optional*) – The target training data of length [n_samples].

Returns Transformed data.

Return type (pd.DataFrame, pd.Series)

static load(*file_path*)

Loads component at file path.

Parameters **file_path** (*str*) – Location to load file.

Returns ComponentBase object

needs_fitting(*self*)

Returns boolean determining if component needs fitting before calling predict, predict_proba, transform, or feature_importances.

This can be overridden to False for components that do not need to be fit or whose fit methods do nothing.

Returns True.

property parameters(*self*)

Returns the parameters which were used to initialize the component.

save(*self*, *file_path*, *pickle_protocol=cloudpickle.DEFAULT_PROTOCOL*)

Saves component at file path.

Parameters

- **file_path** (*str*) – Location to save file.
- **pickle_protocol** (*int*) – The pickle data stream format.

transform(*self*, *X*, *y=None*)

Transforms the input data by sampling the data.

Parameters

- **X** (*pd.DataFrame*) – Training features.
- **y** (*pd.Series*) – Target.

Returns Transformed features and target.

Return type pd.DataFrame, pd.Series

scalers

Components that scale input data.

Submodules

standard_scaler

A transformer that standardizes input features by removing the mean and scaling to unit variance.

Module Contents

Classes Summary

StandardScaler	A transformer that standardizes input features by removing the mean and scaling to unit variance.

Contents

class evalml.pipelines.components.transformers.scalers.standard_scaler.**StandardScaler**(*rando* ***kwa*

A transformer that standardizes input features by removing the mean and scaling to unit variance.

Parameters **random_seed** (*int*) – Seed for the random number generator. Defaults to 0.

Attributes

hyper-parameter_ranges	{}
modifies_features	True
modifies_target	False
name	Standard Scaler
training_only	False

Methods

clone	Constructs a new component with the same parameters and random state.
default_parameters	Returns the default parameters for this component.
describe	Describe a component and its parameters.
fit	Fits component to data.
fit_transform	Fit and transform data using the standard scaler component.
load	Loads component at file path.

continues on next page

Table 525 – continued from previous page

needs_fitting	Returns boolean determining if component needs fitting before calling predict, predict_proba, transform, or feature_importances.
parameters	Returns the parameters which were used to initialize the component.
save	Saves component at file path.
transform	Transform data using the fitted standard scaler.

clone(*self*)

Constructs a new component with the same parameters and random state.

Returns A new instance of this component with identical parameters and random state.

default_parameters(*cls*)

Returns the default parameters for this component.

Our convention is that Component.default_parameters == Component().parameters.

Returns Default parameters for this component.

Return type dict

describe(*self*, *print_name=False*, *return_dict=False*)

Describe a component and its parameters.

Parameters

- **print_name** (*bool, optional*) – whether to print name of component
- **return_dict** (*bool, optional*) – whether to return description as dictionary in the format {"name": name, "parameters": parameters}

Returns Returns dictionary if return_dict is True, else None.

Return type None or dict

fit(*self*, *X*, *y=None*)

Fits component to data.

Parameters

- **X** (*pd.DataFrame*) – The input training data of shape [n_samples, n_features]
- **y** (*pd.Series, optional*) – The target training data of length [n_samples]

Returns self

Raises **MethodPropertyNotFoundError** – If component does not have a fit method or a component_obj that implements fit.

fit_transform(*self*, *X*, *y=None*)

Fit and transform data using the standard scaler component.

Parameters

- **X** (*pd.DataFrame*) – The input training data of shape [n_samples, n_features].
- **y** (*pd.Series, optional*) – The target training data of length [n_samples].

Returns Transformed data.

Return type pd.DataFrame

static load(*file_path*)

Loads component at file path.

Parameters **file_path** (*str*) – Location to load file.

Returns ComponentBase object

needs_fitting(*self*)

Returns boolean determining if component needs fitting before calling predict, predict_proba, transform, or feature_importances.

This can be overridden to False for components that do not need to be fit or whose fit methods do nothing.

Returns True.

property parameters(*self*)

Returns the parameters which were used to initialize the component.

save(*self*, *file_path*, *pickle_protocol=cloudpickle.DEFAULT_PROTOCOL*)

Saves component at file path.

Parameters

- **file_path** (*str*) – Location to save file.
- **pickle_protocol** (*int*) – The pickle data stream format.

transform(*self*, *X*, *y=None*)

Transform data using the fitted standard scaler.

Parameters

- **X** (*pd.DataFrame*) – The input training data of shape [n_samples, n_features].
- **y** (*pd.Series, optional*) – The target training data of length [n_samples].

Returns Transformed data.

Return type pd.DataFrame

Package Contents

Classes Summary

StandardScaler	A transformer that standardizes input features by removing the mean and scaling to unit variance.

Contents

class evalml.pipelines.components.transformers.scalers.**StandardScaler**(*random_seed=0*, ***kwargs*)

A transformer that standardizes input features by removing the mean and scaling to unit variance.

Parameters **random_seed** (*int*) – Seed for the random number generator. Defaults to 0.

Attributes

hyper-parameter_ranges	{}
modifies_features	True
modifies_target	False
name	Standard Scaler
training_only	False

Methods

`clone`	Constructs a new component with the same parameters and random state.
`default_parameters`	Returns the default parameters for this component.
`describe`	Describe a component and its parameters.
`fit`	Fits component to data.
`fit_transform`	Fit and transform data using the standard scaler component.
`load`	Loads component at file path.
`needs_fitting`	Returns boolean determining if component needs fitting before calling predict, predict_proba, transform, or feature_importances.
`parameters`	Returns the parameters which were used to initialize the component.
`save`	Saves component at file path.
`transform`	Transform data using the fitted standard scaler.

clone(*self*)

Constructs a new component with the same parameters and random state.

Returns A new instance of this component with identical parameters and random state.

default_parameters(*cls*)

Returns the default parameters for this component.

Our convention is that Component.default_parameters == Component().parameters.

Returns Default parameters for this component.

Return type dict

describe(*self*, *print_name=False*, *return_dict=False*)

Describe a component and its parameters.

Parameters

- **print_name** (*bool, optional*) – whether to print name of component
- **return_dict** (*bool, optional*) – whether to return description as dictionary in the format {"name": name, "parameters": parameters}

Returns Returns dictionary if return_dict is True, else None.

Return type None or dict

fit (*self*, *X*, *y=None*)
Fits component to data.

Parameters

- **X** (*pd.DataFrame*) – The input training data of shape [n_samples, n_features]
- **y** (*pd.Series, optional*) – The target training data of length [n_samples]

Returns self

Raises **MethodPropertyNotFoundError** – If component does not have a fit method or a component_obj that implements fit.

fit_transform (*self*, *X*, *y=None*)
Fit and transform data using the standard scaler component.

Parameters

- **X** (*pd.DataFrame*) – The input training data of shape [n_samples, n_features].
- **y** (*pd.Series, optional*) – The target training data of length [n_samples].

Returns Transformed data.

Return type pd.DataFrame

static load (*file_path*)
Loads component at file path.

Parameters **file_path** (*str*) – Location to load file.

Returns ComponentBase object

needs_fitting (*self*)
Returns boolean determining if component needs fitting before calling predict, predict_proba, transform, or feature_importances.

This can be overridden to False for components that do not need to be fit or whose fit methods do nothing.

Returns True.

property parameters (*self*)
Returns the parameters which were used to initialize the component.

save (*self*, *file_path*, *pickle_protocol=cloudpickle.DEFAULT_PROTOCOL*)
Saves component at file path.

Parameters

- **file_path** (*str*) – Location to save file.
- **pickle_protocol** (*int*) – The pickle data stream format.

transform (*self*, *X*, *y=None*)
Transform data using the fitted standard scaler.

Parameters

- **X** (*pd.DataFrame*) – The input training data of shape [n_samples, n_features].
- **y** (*pd.Series, optional*) – The target training data of length [n_samples].

Returns Transformed data.

Return type pd.DataFrame

Submodules

column_selectors

Initalizes an transformer that selects specified columns in input data.

Module Contents

Classes Summary

ColumnSelector	Initalizes an transformer that selects specified columns in input data.
DropColumns	Drops specified columns in input data.
SelectByType	Selects columns by specified Woodwork logical type or semantic tag in input data.
SelectColumns	Selects specified columns in input data.

Contents

class evalml.pipelines.components.transformers.column_selectors.**ColumnSelector**(*columns=None, random_seed=0, **kwargs*)

Initalizes an transformer that selects specified columns in input data.

Parameters

- **columns** (*list (string)*) – List of column names, used to determine which columns to select.
- **random_seed** (*int*) – Seed for the random number generator. Defaults to 0.

Attributes

modifies_features	True
modifies_target	False
training_only	False

Methods

clone	Constructs a new component with the same parameters and random state.
default_parameters	Returns the default parameters for this component.
describe	Describe a component and its parameters.
fit	Fits the transformer by checking if column names are present in the dataset.
fit_transform	Fits on X and transforms X.

continues on next page

Table 529 – continued from previous page

load	Loads component at file path.
name	Returns string name of this component.
needs_fitting	Returns boolean determining if component needs fitting before calling predict, predict_proba, transform, or feature_importances.
parameters	Returns the parameters which were used to initialize the component.
save	Saves component at file path.
transform	Transform data using fitted column selector component.

clone (*self*)

Constructs a new component with the same parameters and random state.

Returns A new instance of this component with identical parameters and random state.

default_parameters (*cls*)

Returns the default parameters for this component.

Our convention is that Component.default_parameters == Component().parameters.

Returns Default parameters for this component.

Return type dict

describe (*self*, *print_name=False*, *return_dict=False*)

Describe a component and its parameters.

Parameters

- **print_name** (*bool, optional*) – whether to print name of component
- **return_dict** (*bool, optional*) – whether to return description as dictionary in the format {"name": name, "parameters": parameters}

Returns Returns dictionary if return_dict is True, else None.

Return type None or dict

fit (*self*, *X*, *y=None*)

Fits the transformer by checking if column names are present in the dataset.

Parameters

- **X** (*pd.DataFrame*) – Data to check.
- **y** (*pd.Series, ignored*) – Targets.

Returns self

fit_transform (*self*, *X*, *y=None*)

Fits on X and transforms X.

Parameters

- **X** (*pd.DataFrame*) – Data to fit and transform.
- **y** (*pd.Series*) – Target data.

Returns Transformed X.

Return type pd.DataFrame

Raises **MethodPropertyNotFoundError** – If transformer does not have a transform method or a component_obj that implements transform.

static load(*file_path*)

Loads component at file path.

Parameters **file_path** (*str*) – Location to load file.

Returns ComponentBase object

property name(*cls*)

Returns string name of this component.

needs_fitting(*self*)

Returns boolean determining if component needs fitting before calling predict, predict_proba, transform, or feature_importances.

This can be overridden to False for components that do not need to be fit or whose fit methods do nothing.

Returns True.

property parameters(*self*)

Returns the parameters which were used to initialize the component.

save(*self*, *file_path*, *pickle_protocol=cloudpickle.DEFAULT_PROTOCOL*)

Saves component at file path.

Parameters

- **file_path** (*str*) – Location to save file.
- **pickle_protocol** (*int*) – The pickle data stream format.

transform(*self*, *X*, *y=None*)

Transform data using fitted column selector component.

Parameters

- **X** (*pd.DataFrame*) – The input training data of shape [n_samples, n_features].
- **y** (*pd.Series, optional*) – The target training data of length [n_samples].

Returns Transformed data.

Return type pd.DataFrame

class evalml.pipelines.components.transformers.column_selectors.**DropColumns**(*columns=None*, *random_seed=0*, ***kwargs*)

Drops specified columns in input data.

Parameters

- **columns** (*list (string)*) – List of column names, used to determine which columns to drop.
- **random_seed** (*int*) – Seed for the random number generator. Defaults to 0.

Attributes

hyper-parameter_ranges	{}
modifies_features	True
modifies_target	False
name	Drop Columns Transformer
needs_fitting	False
training_only	False

Methods

`clone`	Constructs a new component with the same parameters and random state.
`default_parameters`	Returns the default parameters for this component.
`describe`	Describe a component and its parameters.
`fit`	Fits the transformer by checking if column names are present in the dataset.
`fit_transform`	Fits on X and transforms X.
`load`	Loads component at file path.
`parameters`	Returns the parameters which were used to initialize the component.
`save`	Saves component at file path.
`transform`	Transforms data X by dropping columns.

clone(*self*)

Constructs a new component with the same parameters and random state.

Returns A new instance of this component with identical parameters and random state.

default_parameters(*cls*)

Returns the default parameters for this component.

Our convention is that Component.default_parameters == Component().parameters.

Returns Default parameters for this component.

Return type dict

describe(*self*, *print_name=False*, *return_dict=False*)

Describe a component and its parameters.

Parameters

- **print_name** (*bool, optional*) – whether to print name of component
- **return_dict** (*bool, optional*) – whether to return description as dictionary in the format {"name": name, "parameters": parameters}

Returns Returns dictionary if return_dict is True, else None.

Return type None or dict

fit(*self*, *X*, *y=None*)

Fits the transformer by checking if column names are present in the dataset.

Parameters

- **X** (*pd.DataFrame*) – Data to check.
- **y** (*pd.Series, ignored*) – Targets.

Returns self

fit_transform(*self*, *X*, *y=None*)

Fits on X and transforms X.

Parameters

- **X** (*pd.DataFrame*) – Data to fit and transform.
- **y** (*pd.Series*) – Target data.

Returns Transformed X.

Return type pd.DataFrame

Raises **MethodPropertyNotFoundError** – If transformer does not have a transform method or a component_obj that implements transform.

static load(*file_path*)

Loads component at file path.

Parameters **file_path** (*str*) – Location to load file.

Returns ComponentBase object

property parameters(*self*)

Returns the parameters which were used to initialize the component.

save(*self*, *file_path*, *pickle_protocol=cloudpickle.DEFAULT_PROTOCOL*)

Saves component at file path.

Parameters

- **file_path** (*str*) – Location to save file.
- **pickle_protocol** (*int*) – The pickle data stream format.

transform(*self*, *X*, *y=None*)

Transforms data X by dropping columns.

Parameters

- **X** (*pd.DataFrame*) – Data to transform.
- **y** (*pd.Series, optional*) – Targets.

Returns Transformed X.

Return type pd.DataFrame

class evalml.pipelines.components.transformers.column_selectors.**SelectByType**(*column_types=None, exclude=False, random_seed=0, **kwargs*)

Selects columns by specified Woodwork logical type or semantic tag in input data.

Parameters

- **column_types** (*string, ww.LogicalType, list(string), list(ww.LogicalType)*) – List of Woodwork types or tags, used to determine which columns to select or exclude.
- **exclude** (*bool*) – If true, exclude the column_types instead of including them. Defaults to False.
- **random_seed** (*int*) – Seed for the random number generator. Defaults to 0.

Attributes

hyper-parameter_ranges	{}
modifies_features	True
modifies_target	False
name	Select Columns By Type Transformer
needs_fitting	False
training_only	False

Methods

clone	Constructs a new component with the same parameters and random state.
default_parameters	Returns the default parameters for this component.
describe	Describe a component and its parameters.
fit	Fits the transformer by checking if column names are present in the dataset.
fit_transform	Fits on X and transforms X.
load	Loads component at file path.
parameters	Returns the parameters which were used to initialize the component.
save	Saves component at file path.
transform	Transforms data X by selecting columns.

clone(*self*)

Constructs a new component with the same parameters and random state.

Returns A new instance of this component with identical parameters and random state.

default_parameters(*cls*)

Returns the default parameters for this component.

Our convention is that Component.default_parameters == Component().parameters.

Returns Default parameters for this component.

Return type dict

describe(*self, print_name=False, return_dict=False*)

Describe a component and its parameters.

Parameters

- **print_name** (*bool, optional*) – whether to print name of component

- **return_dict** (*bool, optional*) – whether to return description as dictionary in the format {"name": name, "parameters": parameters}

Returns Returns dictionary if return_dict is True, else None.

Return type None or dict

fit (*self, X, y=None*)

Fits the transformer by checking if column names are present in the dataset.

Parameters

- **X** (*pd.DataFrame*) – Data to check.
- **y** (*pd.Series, ignored*) – Targets.

Returns self

fit_transform (*self, X, y=None*)

Fits on X and transforms X.

Parameters

- **X** (*pd.DataFrame*) – Data to fit and transform.
- **y** (*pd.Series*) – Target data.

Returns Transformed X.

Return type pd.DataFrame

Raises **MethodPropertyNotFoundError** – If transformer does not have a transform method or a component_obj that implements transform.

static load (*file_path*)

Loads component at file path.

Parameters **file_path** (*str*) – Location to load file.

Returns ComponentBase object

property parameters (*self*)

Returns the parameters which were used to initialize the component.

save (*self, file_path, pickle_protocol=cloudpickle.DEFAULT_PROTOCOL*)

Saves component at file path.

Parameters

- **file_path** (*str*) – Location to save file.
- **pickle_protocol** (*int*) – The pickle data stream format.

transform (*self, X, y=None*)

Transforms data X by selecting columns.

Parameters

- **X** (*pd.DataFrame*) – Data to transform.
- **y** (*pd.Series, optional*) – Targets.

Returns Transformed X.

Return type pd.DataFrame

class evalml.pipelines.components.transformers.column_selectors.**SelectColumns**(*columns=None, random_seed=0, **kwargs*)

Selects specified columns in input data.

Parameters

- **columns** (*list (string)*) – List of column names, used to determine which columns to select. If columns are not present, they will not be selected.
- **random_seed** (*int*) – Seed for the random number generator. Defaults to 0.

Attributes

hyper-parameter_ranges	{}
modifies_features	True
modifies_target	False
name	Select Columns Transformer
needs_fitting	False
training_only	False

Methods

clone	Constructs a new component with the same parameters and random state.
default_parameters	Returns the default parameters for this component.
describe	Describe a component and its parameters.
fit	Fits the transformer by checking if column names are present in the dataset.
fit_transform	Fits on X and transforms X.
load	Loads component at file path.
parameters	Returns the parameters which were used to initialize the component.
save	Saves component at file path.
transform	Transform data using fitted column selector component.

clone(*self*)

Constructs a new component with the same parameters and random state.

Returns A new instance of this component with identical parameters and random state.

default_parameters(*cls*)

Returns the default parameters for this component.

Our convention is that Component.default_parameters == Component().parameters.

Returns Default parameters for this component.

Return type dict

describe (*self*, *print_name=False*, *return_dict=False*)
Describe a component and its parameters.

Parameters

- **print_name** (*bool, optional*) – whether to print name of component
- **return_dict** (*bool, optional*) – whether to return description as dictionary in the format {"name": name, "parameters": parameters}

Returns Returns dictionary if return_dict is True, else None.

Return type None or dict

fit (*self*, *X*, *y=None*)
Fits the transformer by checking if column names are present in the dataset.

Parameters

- **X** (*pd.DataFrame*) – Data to check.
- **y** (*pd.Series, optional*) – Targets.

Returns self

fit_transform (*self*, *X*, *y=None*)
Fits on X and transforms X.

Parameters

- **X** (*pd.DataFrame*) – Data to fit and transform.
- **y** (*pd.Series*) – Target data.

Returns Transformed X.

Return type pd.DataFrame

Raises **MethodPropertyNotFoundError** – If transformer does not have a transform method or a component_obj that implements transform.

static load (*file_path*)
Loads component at file path.

Parameters **file_path** (*str*) – Location to load file.

Returns ComponentBase object

property parameters (*self*)
Returns the parameters which were used to initialize the component.

save (*self*, *file_path*, *pickle_protocol=cloudpickle.DEFAULT_PROTOCOL*)
Saves component at file path.

Parameters

- **file_path** (*str*) – Location to save file.
- **pickle_protocol** (*int*) – The pickle data stream format.

transform (*self*, *X*, *y=None*)
Transform data using fitted column selector component.

Parameters

- **X** (*pd.DataFrame*) – The input training data of shape [n_samples, n_features].
- **y** (*pd.Series, optional*) – The target training data of length [n_samples].

Returns Transformed data.

Return type pd.DataFrame

transformer

A component that may or may not need fitting that transforms data. These components are used before an estimator.

Module Contents

Classes Summary

Transformer	A component that may or may not need fitting that transforms data. These components are used before an estimator.

Contents

class evalml.pipelines.components.transformers.transformer.**Transformer**(*parameters=None, component_obj=None, random_seed=0, **kwargs*)

A component that may or may not need fitting that transforms data. These components are used before an estimator.

To implement a new Transformer, define your own class which is a subclass of Transformer, including a name and a list of acceptable ranges for any parameters to be tuned during the automl search (hyperparameters). Define an *__init__* method which sets up any necessary state and objects. Make sure your *__init__* only uses standard keyword arguments and calls *super().__init__()* with a parameters dict. You may also override the *fit*, *transform*, *fit_transform* and other methods in this class if appropriate.

To see some examples, check out the definitions of any Transformer component.

Parameters

- **parameters** (*dict*) – Dictionary of parameters for the component. Defaults to None.
- **component_obj** (*obj*) – Third-party objects useful in component implementation. Defaults to None.
- **random_seed** (*int*) – Seed for the random number generator. Defaults to 0.

Attributes

modifies_features	True
modifies_target	False
training_only	False

Methods

clone	Constructs a new component with the same parameters and random state.
default_parameters	Returns the default parameters for this component.
describe	Describe a component and its parameters.
fit	Fits component to data.
fit_transform	Fits on X and transforms X.
load	Loads component at file path.
name	Returns string name of this component.
needs_fitting	Returns boolean determining if component needs fitting before calling predict, predict_proba, transform, or feature_importances.
parameters	Returns the parameters which were used to initialize the component.
save	Saves component at file path.
transform	Transforms data X.

clone(*self*)

Constructs a new component with the same parameters and random state.

Returns A new instance of this component with identical parameters and random state.

default_parameters(*cls*)

Returns the default parameters for this component.

Our convention is that Component.default_parameters == Component().parameters.

Returns Default parameters for this component.

Return type dict

describe(*self*, *print_name=False*, *return_dict=False*)

Describe a component and its parameters.

Parameters

- **print_name** (*bool, optional*) – whether to print name of component
- **return_dict** (*bool, optional*) – whether to return description as dictionary in the format {"name": name, "parameters": parameters}

Returns Returns dictionary if return_dict is True, else None.

Return type None or dict

fit(*self*, *X*, *y=None*)

Fits component to data.

Parameters

- **X** (*pd.DataFrame*) – The input training data of shape [n_samples, n_features]
- **y** (*pd.Series, optional*) – The target training data of length [n_samples]

Returns self

Raises **MethodPropertyNotFoundError** – If component does not have a fit method or a component_obj that implements fit.

fit_transform(*self*, *X*, *y=None*)

Fits on X and transforms X.

Parameters

- **X** (*pd.DataFrame*) – Data to fit and transform.
- **y** (*pd.Series*) – Target data.

Returns Transformed X.

Return type pd.DataFrame

Raises **MethodPropertyNotFoundError** – If transformer does not have a transform method or a component_obj that implements transform.

static load(*file_path*)

Loads component at file path.

Parameters **file_path** (*str*) – Location to load file.

Returns ComponentBase object

property name(*cls*)

Returns string name of this component.

needs_fitting(*self*)

Returns boolean determining if component needs fitting before calling predict, predict_proba, transform, or feature_importances.

This can be overridden to False for components that do not need to be fit or whose fit methods do nothing.

Returns True.

property parameters(*self*)

Returns the parameters which were used to initialize the component.

save(*self*, *file_path*, *pickle_protocol=cloudpickle.DEFAULT_PROTOCOL*)

Saves component at file path.

Parameters

- **file_path** (*str*) – Location to save file.
- **pickle_protocol** (*int*) – The pickle data stream format.

abstract transform(*self*, *X*, *y=None*)

Transforms data X.

Parameters

- **X** (*pd.DataFrame*) – Data to transform.
- **y** (*pd.Series, optional*) – Target data.

Returns Transformed X

Return type pd.DataFrame

Raises **MethodPropertyNotFoundError** – If transformer does not have a transform method or a component_obj that implements transform.

Package Contents

Classes Summary

DateTimeFeaturizer	Transformer that can automatically extract features from datetime columns.
DFSTransformer	Featuretools DFS component that generates features for the input features.
DropColumns	Drops specified columns in input data.
DropNullColumns	Transformer to drop features whose percentage of NaN values exceeds a specified threshold.
DropRowsTransformer	Transformer to drop rows specified by row indices.
EmailFeaturizer	Transformer that can automatically extract features from emails.
FeatureSelector	Selects top features based on importance weights.
Imputer	Imputes missing data according to a specified imputation strategy.
LabelEncoder	A transformer that encodes target labels using values between 0 and num_classes - 1.
LinearDiscriminantAnalysis	Reduces the number of features by using Linear Discriminant Analysis.
LogTransformer	Applies a log transformation to the target data.
LSA	Transformer to calculate the Latent Semantic Analysis Values of text input.
NaturalLanguageFeaturizer	Transformer that can automatically featurize text columns using featuretools' nlp_primitives.
OneHotEncoder	A transformer that encodes categorical features in a one-hot numeric array.
Oversampler	SMOTE Oversampler component. Will automatically select whether to use SMOTE, SMOTEN, or SMOTENC based on inputs to the component.
PCA	Reduces the number of features by using Principal Component Analysis (PCA).
PerColumnImputer	Imputes missing data according to a specified imputation strategy per column.
PolynomialDetrender	Removes trends from time series by fitting a polynomial to the data.
ReplaceNullableTypes	Transformer to replace features with the new nullable dtypes with a dtype that is compatible in EvalML.
RFClassifierSelectFromModel	Selects top features based on importance weights using a Random Forest classifier.
RFRegressorSelectFromModel	Selects top features based on importance weights using a Random Forest regressor.
SelectByType	Selects columns by specified Woodwork logical type or semantic tag in input data.
SelectColumns	Selects specified columns in input data.
SimpleImputer	Imputes missing data according to a specified imputation strategy.
StandardScaler	A transformer that standardizes input features by removing the mean and scaling to unit variance.

continues on next page

Table 535 – continued from previous page

TargetEncoder	A transformer that encodes categorical features into target encodings.
TargetImputer	Imputes missing target data according to a specified imputation strategy.
TimeSeriesFeaturizer	Transformer that delays input features and target variable for time series problems.
Transformer	A component that may or may not need fitting that transforms data. These components are used before an estimator.
Undersampler	Initializes an undersampling transformer to downsample the majority classes in the dataset.
URLFeaturizer	Transformer that can automatically extract features from URL.

Contents

class evalml.pipelines.components.transformers.**DateTimeFeaturizer**(*features_to_extract=None, encode_as_categories=False, time_index=None, random_seed=0, **kwargs*)

Transformer that can automatically extract features from datetime columns.

Parameters

- **features_to_extract** (*list*) – List of features to extract. Valid options include "year", "month", "day_of_week", "hour". Defaults to None.
- **encode_as_categories** (*bool*) – Whether day-of-week and month features should be encoded as pandas "category" dtype. This allows OneHotEncoders to encode these features. Defaults to False.
- **time_index** (*str*) – Name of the column containing the datetime information used to order the data. Ignored.
- **random_seed** (*int*) – Seed for the random number generator. Defaults to 0.

Attributes

hyperparameter_ranges	{}
modifies_features	True
modifies_target	False
name	DateTime Featurizer
training_only	False

Methods

clone	Constructs a new component with the same parameters and random state.
default_parameters	Returns the default parameters for this component.
describe	Describe a component and its parameters.
fit	Fit the datetime featurizer component.
fit_transform	Fits on X and transforms X.
get_feature_names	Gets the categories of each datetime feature.
load	Loads component at file path.
needs_fitting	Returns boolean determining if component needs fitting before calling predict, predict_proba, transform, or feature_importances.
parameters	Returns the parameters which were used to initialize the component.
save	Saves component at file path.
transform	Transforms data X by creating new features using existing DateTime columns, and then dropping those DateTime columns.

clone(*self*)

Constructs a new component with the same parameters and random state.

Returns A new instance of this component with identical parameters and random state.

default_parameters(*cls*)

Returns the default parameters for this component.

Our convention is that Component.default_parameters == Component().parameters.

Returns Default parameters for this component.

Return type dict

describe(*self*, *print_name=False*, *return_dict=False*)

Describe a component and its parameters.

Parameters

- **print_name** (*bool, optional*) – whether to print name of component
- **return_dict** (*bool, optional*) – whether to return description as dictionary in the format {"name": name, "parameters": parameters}

Returns Returns dictionary if return_dict is True, else None.

Return type None or dict

fit(*self*, *X*, *y=None*)

Fit the datetime featurizer component.

Parameters

- **X** (*pd.DataFrame*) – Input features.
- **y** (*pd.Series, optional*) – Target data. Ignored.

Returns self

fit_transform(*self*, *X*, *y=None*)

Fits on X and transforms X.

Parameters

- **X** (*pd.DataFrame*) – Data to fit and transform.
- **y** (*pd.Series*) – Target data.

Returns Transformed X.

Return type pd.DataFrame

Raises **MethodPropertyNotFoundError** – If transformer does not have a transform method or a component_obj that implements transform.

get_feature_names(*self*)

Gets the categories of each datetime feature.

Returns

Dictionary, where each key-value pair is a column name and a dictionary mapping the unique feature values to their integer encoding.

Return type dict

static load(*file_path*)

Loads component at file path.

Parameters **file_path** (*str*) – Location to load file.

Returns ComponentBase object

needs_fitting(*self*)

Returns boolean determining if component needs fitting before calling predict, predict_proba, transform, or feature_importances.

This can be overridden to False for components that do not need to be fit or whose fit methods do nothing.

Returns True.

property parameters(*self*)

Returns the parameters which were used to initialize the component.

save(*self*, *file_path*, *pickle_protocol=cloudpickle.DEFAULT_PROTOCOL*)

Saves component at file path.

Parameters

- **file_path** (*str*) – Location to save file.
- **pickle_protocol** (*int*) – The pickle data stream format.

transform(*self*, *X*, *y=None*)

Transforms data X by creating new features using existing DateTime columns, and then dropping those DateTime columns.

Parameters

- **X** (*pd.DataFrame*) – Input features.
- **y** (*pd.Series, optional*) – Ignored.

Returns Transformed X

Return type pd.DataFrame

class evalml.pipelines.components.transformers.**DFSTransformer**(*index='index', features=None, random_seed=0, **kwargs*)

Featuretools DFS component that generates features for the input features.

Parameters

- **index** (*string*) – The name of the column that contains the indices. If no column with this name exists, then featuretools.EntitySet() creates a column with this name to serve as the index column. Defaults to 'index'.
- **random_seed** (*int*) – Seed for the random number generator. Defaults to 0.
- **features** (*list*) – List of features to run DFS on. Defaults to None. Features will only be computed if the columns used by the feature exist in the input and if the feature itself is not in input.

Attributes

hyper-parameter_ranges	{}
modifies_features	True
modifies_target	False
name	DFS Transformer
training_only	False

Methods

clone	Constructs a new component with the same parameters and random state.
default_parameters	Returns the default parameters for this component.
describe	Describe a component and its parameters.
fit	Fits the DFSTransformer Transformer component.
fit_transform	Fits on X and transforms X.
load	Loads component at file path.
needs_fitting	Returns boolean determining if component needs fitting before calling predict, predict_proba, transform, or feature_importances.
parameters	Returns the parameters which were used to initialize the component.
save	Saves component at file path.
transform	Computes the feature matrix for the input X using featuretools' dfs algorithm.

clone(*self*)

Constructs a new component with the same parameters and random state.

Returns A new instance of this component with identical parameters and random state.

default_parameters(*cls*)

Returns the default parameters for this component.

Our convention is that Component.default_parameters == Component().parameters.

Returns Default parameters for this component.

Return type dict

describe (*self*, *print_name=False*, *return_dict=False*)
Describe a component and its parameters.

Parameters

- **print_name** (*bool, optional*) – whether to print name of component
- **return_dict** (*bool, optional*) – whether to return description as dictionary in the format {"name": name, "parameters": parameters}

Returns Returns dictionary if return_dict is True, else None.

Return type None or dict

fit (*self*, *X*, *y=None*)
Fits the DFSTransformer Transformer component.

Parameters

- **X** (*pd.DataFrame, np.array*) – The input data to transform, of shape [n_samples, n_features].
- **y** (*pd.Series*) – The target training data of length [n_samples].

Returns self

fit_transform (*self*, *X*, *y=None*)
Fits on X and transforms X.

Parameters

- **X** (*pd.DataFrame*) – Data to fit and transform.
- **y** (*pd.Series*) – Target data.

Returns Transformed X.

Return type pd.DataFrame

Raises **MethodPropertyNotFoundError** – If transformer does not have a transform method or a component_obj that implements transform.

static load (*file_path*)
Loads component at file path.

Parameters **file_path** (*str*) – Location to load file.

Returns ComponentBase object

needs_fitting (*self*)
Returns boolean determining if component needs fitting before calling predict, predict_proba, transform, or feature_importances.

This can be overridden to False for components that do not need to be fit or whose fit methods do nothing.

Returns True.

property parameters (*self*)
Returns the parameters which were used to initialize the component.

save (*self*, *file_path*, *pickle_protocol=cloudpickle.DEFAULT_PROTOCOL*)
Saves component at file path.

Parameters

- **file_path** (*str*) – Location to save file.
- **pickle_protocol** (*int*) – The pickle data stream format.

transform(*self*, *X*, *y=None*)

Computes the feature matrix for the input X using featuretools' dfs algorithm.

Parameters

- **X** (*pd.DataFrame or np.ndarray*) – The input training data to transform. Has shape [n_samples, n_features]
- **y** (*pd.Series, optional*) – Ignored.

Returns Feature matrix

Return type pd.DataFrame

class evalml.pipelines.components.transformers.**DropColumns**(*columns=None*, *random_seed=0*, ***kwargs*)

Drops specified columns in input data.

Parameters

- **columns** (*list (string)*) – List of column names, used to determine which columns to drop.
- **random_seed** (*int*) – Seed for the random number generator. Defaults to 0.

Attributes

hyper-parameter_ranges	{}
modifies_features	True
modifies_target	False
name	Drop Columns Transformer
needs_fitting	False
training_only	False

Methods

clone	Constructs a new component with the same parameters and random state.
default_parameters	Returns the default parameters for this component.
describe	Describe a component and its parameters.
fit	Fits the transformer by checking if column names are present in the dataset.
fit_transform	Fits on X and transforms X.
load	Loads component at file path.
parameters	Returns the parameters which were used to initialize the component.
save	Saves component at file path.
transform	Transforms data X by dropping columns.

clone(*self*)

Constructs a new component with the same parameters and random state.

Returns A new instance of this component with identical parameters and random state.

default_parameters(*cls*)

Returns the default parameters for this component.

Our convention is that Component.default_parameters == Component().parameters.

Returns Default parameters for this component.

Return type dict

describe(*self*, *print_name=False*, *return_dict=False*)

Describe a component and its parameters.

Parameters

- **print_name** (*bool, optional*) – whether to print name of component
- **return_dict** (*bool, optional*) – whether to return description as dictionary in the format {"name": name, "parameters": parameters}

Returns Returns dictionary if return_dict is True, else None.

Return type None or dict

fit(*self*, *X*, *y=None*)

Fits the transformer by checking if column names are present in the dataset.

Parameters

- **X** (*pd.DataFrame*) – Data to check.
- **y** (*pd.Series, ignored*) – Targets.

Returns self

fit_transform(*self*, *X*, *y=None*)

Fits on X and transforms X.

Parameters

- **X** (*pd.DataFrame*) – Data to fit and transform.
- **y** (*pd.Series*) – Target data.

Returns Transformed X.

Return type pd.DataFrame

Raises **MethodPropertyNotFoundError** – If transformer does not have a transform method or a component_obj that implements transform.

static load(*file_path*)

Loads component at file path.

Parameters **file_path** (*str*) – Location to load file.

Returns ComponentBase object

property parameters(*self*)

Returns the parameters which were used to initialize the component.

save(*self*, *file_path*, *pickle_protocol=cloudpickle.DEFAULT_PROTOCOL*)

Saves component at file path.

Parameters

- **file_path** (*str*) – Location to save file.

- **pickle_protocol** (*int*) – The pickle data stream format.

transform(*self*, *X*, *y=None*)

Transforms data X by dropping columns.

Parameters

- **X** (*pd.DataFrame*) – Data to transform.
- **y** (*pd.Series, optional*) – Targets.

Returns Transformed X.

Return type pd.DataFrame

class evalml.pipelines.components.transformers.**DropNullColumns**(*pct_null_threshold=1.0*, *random_seed=0*, ***kwargs*)

Transformer to drop features whose percentage of NaN values exceeds a specified threshold.

Parameters

- **pct_null_threshold** (*float*) – The percentage of NaN values in an input feature to drop. Must be a value between [0, 1] inclusive. If equal to 0.0, will drop columns with any null values. If equal to 1.0, will drop columns with all null values. Defaults to 0.95.
- **random_seed** (*int*) – Seed for the random number generator. Defaults to 0.

Attributes

hyperparameter_ranges	{}
modifies_features	True
modifies_target	False
name	Drop Null Columns Transformer
training_only	False

Methods

clone	Constructs a new component with the same parameters and random state.
default_parameters	Returns the default parameters for this component.
describe	Describe a component and its parameters.
fit	Fits component to data.
fit_transform	Fits on X and transforms X.
load	Loads component at file path.
needs_fitting	Returns boolean determining if component needs fitting before calling predict, predict_proba, transform, or feature_importances.
parameters	Returns the parameters which were used to initialize the component.
save	Saves component at file path.

continues on next page

Table 539 – continued from previous page

`transform`	Transforms data X by dropping columns that exceed the threshold of null values.

clone (*self*)

Constructs a new component with the same parameters and random state.

Returns A new instance of this component with identical parameters and random state.

default_parameters (*cls*)

Returns the default parameters for this component.

Our convention is that Component.default_parameters == Component().parameters.

Returns Default parameters for this component.

Return type dict

describe (*self*, *print_name=False*, *return_dict=False*)

Describe a component and its parameters.

Parameters

- **print_name** (*bool, optional*) – whether to print name of component
- **return_dict** (*bool, optional*) – whether to return description as dictionary in the format {"name": name, "parameters": parameters}

Returns Returns dictionary if return_dict is True, else None.

Return type None or dict

fit (*self*, *X*, *y=None*)

Fits component to data.

Parameters

- **X** (*pd.DataFrame*) – The input training data of shape [n_samples, n_features].
- **y** (*pd.Series, optional*) – The target training data of length [n_samples].

Returns self

fit_transform (*self*, *X*, *y=None*)

Fits on X and transforms X.

Parameters

- **X** (*pd.DataFrame*) – Data to fit and transform.
- **y** (*pd.Series*) – Target data.

Returns Transformed X.

Return type pd.DataFrame

Raises **MethodPropertyNotFoundError** – If transformer does not have a transform method or a component_obj that implements transform.

static load (*file_path*)

Loads component at file path.

Parameters **file_path** (*str*) – Location to load file.

Returns ComponentBase object

needs_fitting(*self*)

Returns boolean determining if component needs fitting before calling predict, predict_proba, transform, or feature_importances.

This can be overridden to False for components that do not need to be fit or whose fit methods do nothing.

Returns True.

property parameters(*self*)

Returns the parameters which were used to initialize the component.

save(*self*, *file_path*, *pickle_protocol=cloudpickle.DEFAULT_PROTOCOL*)

Saves component at file path.

Parameters

- **file_path** (*str*) – Location to save file.
- **pickle_protocol** (*int*) – The pickle data stream format.

transform(*self*, *X*, *y=None*)

Transforms data X by dropping columns that exceed the threshold of null values.

Parameters

- **X** (*pd.DataFrame*) – Data to transform
- **y** (*pd.Series, optional*) – Ignored.

Returns Transformed X

Return type pd.DataFrame

class evalml.pipelines.components.transformers.**DropRowsTransformer**(*indices_to_drop=None*, *random_seed=0*)

Transformer to drop rows specified by row indices.

Parameters

- **indices_to_drop** (*list*) – List of indices to drop in the input data. Defaults to None.
- **random_seed** (*int*) – Seed for the random number generator. Is not used by this component. Defaults to 0.

Attributes

hyperparameter_ranges	{}
modifies_features	True
modifies_target	True
name	Drop Rows Transformer
training_only	True

Methods

clone	Constructs a new component with the same parameters and random state.
default_parameters	Returns the default parameters for this component.
describe	Describe a component and its parameters.
fit	Fits component to data.
fit_transform	Fits on X and transforms X.
load	Loads component at file path.
needs_fitting	Returns boolean determining if component needs fitting before calling predict, predict_proba, transform, or feature_importances.
parameters	Returns the parameters which were used to initialize the component.
save	Saves component at file path.
transform	Transforms data using fitted component.

clone(*self*)

Constructs a new component with the same parameters and random state.

Returns A new instance of this component with identical parameters and random state.

default_parameters(*cls*)

Returns the default parameters for this component.

Our convention is that Component.default_parameters == Component().parameters.

Returns Default parameters for this component.

Return type dict

describe(*self*, *print_name=False*, *return_dict=False*)

Describe a component and its parameters.

Parameters

- **print_name** (*bool, optional*) – whether to print name of component
- **return_dict** (*bool, optional*) – whether to return description as dictionary in the format {"name": name, "parameters": parameters}

Returns Returns dictionary if return_dict is True, else None.

Return type None or dict

fit(*self*, *X*, *y=None*)

Fits component to data.

Parameters

- **X** (*pd.DataFrame*) – The input training data of shape [n_samples, n_features].
- **y** (*pd.Series, optional*) – The target training data of length [n_samples].

Returns self

Raises **ValueError** – If indices to drop do not exist in input features or target.

fit_transform(*self*, *X*, *y=None*)

Fits on X and transforms X.

Parameters

- **X** (*pd.DataFrame*) – Data to fit and transform.

- **y** (*pd.Series*) – Target data.

Returns Transformed X.

Return type pd.DataFrame

Raises **MethodPropertyNotFoundError** – If transformer does not have a transform method or a component_obj that implements transform.

static load(*file_path*)

Loads component at file path.

Parameters **file_path** (*str*) – Location to load file.

Returns ComponentBase object

needs_fitting(*self*)

Returns boolean determining if component needs fitting before calling predict, predict_proba, transform, or feature_importances.

This can be overridden to False for components that do not need to be fit or whose fit methods do nothing.

Returns True.

property parameters(*self*)

Returns the parameters which were used to initialize the component.

save(*self*, *file_path*, *pickle_protocol=cloudpickle.DEFAULT_PROTOCOL*)

Saves component at file path.

Parameters

- **file_path** (*str*) – Location to save file.
- **pickle_protocol** (*int*) – The pickle data stream format.

transform(*self*, *X*, *y=None*)

Transforms data using fitted component.

Parameters

- **X** (*pd.DataFrame*) – Features.
- **y** (*pd.Series, optional*) – Target data.

Returns Data with row indices dropped.

Return type (pd.DataFrame, pd.Series)

class evalml.pipelines.components.transformers.**EmailFeaturizer**(*random_seed=0*, ***kwargs*)

Transformer that can automatically extract features from emails.

Parameters **random_seed** (*int*) – Seed for the random number generator. Defaults to 0.

Attributes

hyper-parameter_ranges	{}
modifies_features	True
modifies_target	False
name	Email Featurizer
training_only	False

Methods

clone	Constructs a new component with the same parameters and random state.
default_parameters	Returns the default parameters for this component.
describe	Describe a component and its parameters.
fit	Fits component to data.
fit_transform	Fits on X and transforms X.
load	Loads component at file path.
needs_fitting	Returns boolean determining if component needs fitting before calling predict, predict_proba, transform, or feature_importances.
parameters	Returns the parameters which were used to initialize the component.
save	Saves component at file path.
transform	Transforms data X.

clone(*self*)

Constructs a new component with the same parameters and random state.

Returns A new instance of this component with identical parameters and random state.

default_parameters(*cls*)

Returns the default parameters for this component.

Our convention is that Component.default_parameters == Component().parameters.

Returns Default parameters for this component.

Return type dict

describe(*self*, *print_name=False*, *return_dict=False*)

Describe a component and its parameters.

Parameters

- **print_name** (*bool, optional*) – whether to print name of component
- **return_dict** (*bool, optional*) – whether to return description as dictionary in the format {"name": name, "parameters": parameters}

Returns Returns dictionary if return_dict is True, else None.

Return type None or dict

fit(*self*, *X*, *y=None*)

Fits component to data.

Parameters

- **X** (*pd.DataFrame*) – The input training data of shape [n_samples, n_features]
- **y** (*pd.Series, optional*) – The target training data of length [n_samples]

Returns self

Raises **MethodPropertyNotFoundError** – If component does not have a fit method or a component_obj that implements fit.

fit_transform(*self*, *X*, *y=None*)

Fits on X and transforms X.

Parameters

- **X** (*pd.DataFrame*) – Data to fit and transform.
- **y** (*pd.Series*) – Target data.

Returns Transformed X.

Return type pd.DataFrame

Raises **MethodPropertyNotFoundError** – If transformer does not have a transform method or a component_obj that implements transform.

static load(*file_path*)

Loads component at file path.

Parameters **file_path** (*str*) – Location to load file.

Returns ComponentBase object

needs_fitting(*self*)

Returns boolean determining if component needs fitting before calling predict, predict_proba, transform, or feature_importances.

This can be overridden to False for components that do not need to be fit or whose fit methods do nothing.

Returns True.

property parameters(*self*)

Returns the parameters which were used to initialize the component.

save(*self*, *file_path*, *pickle_protocol=cloudpickle.DEFAULT_PROTOCOL*)

Saves component at file path.

Parameters

- **file_path** (*str*) – Location to save file.
- **pickle_protocol** (*int*) – The pickle data stream format.

transform(*self*, *X*, *y=None*)

Transforms data X.

Parameters

- **X** (*pd.DataFrame*) – Data to transform.
- **y** (*pd.Series, optional*) – Target data.

Returns Transformed X

Return type pd.DataFrame

Raises **MethodPropertyNotFoundError** – If transformer does not have a transform method or a component_obj that implements transform.

class evalml.pipelines.components.transformers.**FeatureSelector**(*parameters=None, component_obj=None, random_seed=0, **kwargs*)

Selects top features based on importance weights.

Parameters

- **parameters** (*dict*) – Dictionary of parameters for the component. Defaults to None.
- **component_obj** (*obj*) – Third-party objects useful in component implementation. Defaults to None.
- **random_seed** (*int*) – Seed for the random number generator. Defaults to 0.

Attributes

modifies_features	True
modifies_target	False
training_only	False

Methods

clone	Constructs a new component with the same parameters and random state.
default_parameters	Returns the default parameters for this component.
describe	Describe a component and its parameters.
fit	Fits component to data.
fit_transform	Fit and transform data using the feature selector.
get_names	Get names of selected features.
load	Loads component at file path.
name	Returns string name of this component.
needs_fitting	Returns boolean determining if component needs fitting before calling predict, predict_proba, transform, or feature_importances.
parameters	Returns the parameters which were used to initialize the component.
save	Saves component at file path.
transform	Transforms input data by selecting features. If the component_obj does not have a transform method, will raise an MethodPropertyNotFoundError exception.

clone(*self*)

Constructs a new component with the same parameters and random state.

Returns A new instance of this component with identical parameters and random state.

default_parameters(*cls*)

Returns the default parameters for this component.

Our convention is that Component.default_parameters == Component().parameters.

Returns Default parameters for this component.

Return type dict

describe(*self*, *print_name=False*, *return_dict=False*)

Describe a component and its parameters.

Parameters

- **print_name** (*bool, optional*) – whether to print name of component
- **return_dict** (*bool, optional*) – whether to return description as dictionary in the format {"name": name, "parameters": parameters}

Returns Returns dictionary if return_dict is True, else None.

Return type None or dict

fit(*self*, *X*, *y=None*)

Fits component to data.

Parameters

- **X** (*pd.DataFrame*) – The input training data of shape [n_samples, n_features]
- **y** (*pd.Series, optional*) – The target training data of length [n_samples]

Returns self

Raises **MethodPropertyNotFoundError** – If component does not have a fit method or a component_obj that implements fit.

fit_transform(*self*, *X*, *y=None*)

Fit and transform data using the feature selector.

Parameters

- **X** (*pd.DataFrame*) – The input training data of shape [n_samples, n_features].
- **y** (*pd.Series, optional*) – The target training data of length [n_samples].

Returns Transformed data.

Return type pd.DataFrame

get_names(*self*)

Get names of selected features.

Returns List of the names of features selected.

Return type list[str]

static load(*file_path*)

Loads component at file path.

Parameters **file_path** (*str*) – Location to load file.

Returns ComponentBase object

property name(*cls*)

Returns string name of this component.

needs_fitting(*self*)

Returns boolean determining if component needs fitting before calling predict, predict_proba, transform, or feature_importances.

This can be overridden to False for components that do not need to be fit or whose fit methods do nothing.

Returns True.

property parameters(*self*)

Returns the parameters which were used to initialize the component.

save(*self*, *file_path*, *pickle_protocol=cloudpickle.DEFAULT_PROTOCOL*)

Saves component at file path.

Parameters

- **file_path** (*str*) – Location to save file.
- **pickle_protocol** (*int*) – The pickle data stream format.

transform(*self*, *X*, *y=None*)

Transforms input data by selecting features. If the component_obj does not have a transform method, will raise an MethodPropertyNotFoundError exception.

Parameters

- **X** (*pd.DataFrame*) – Data to transform.
- **y** (*pd.Series, optional*) – Target data. Ignored.

Returns Transformed X

Return type pd.DataFrame

Raises **MethodPropertyNotFoundError** – If feature selector does not have a transform method or a component_obj that implements transform

class evalml.pipelines.components.transformers.**Imputer**(*categorical_impute_strategy='most_frequent'*, *categorical_fill_value=None*, *numeric_impute_strategy='mean'*, *numeric_fill_value=None*, *random_seed=0*, ***kwargs*)

Imputes missing data according to a specified imputation strategy.

Parameters

- **categorical_impute_strategy** (*string*) – Impute strategy to use for string, object, boolean, categorical dtypes. Valid values include "most_frequent" and "constant".
- **numeric_impute_strategy** (*string*) – Impute strategy to use for numeric columns. Valid values include "mean", "median", "most_frequent", and "constant".
- **categorical_fill_value** (*string*) – When categorical_impute_strategy == "constant", fill_value is used to replace missing data. The default value of None will fill with the string "missing_value".
- **numeric_fill_value** (*int, float*) – When numeric_impute_strategy == "constant", fill_value is used to replace missing data. The default value of None will fill with 0.
- **random_seed** (*int*) – Seed for the random number generator. Defaults to 0.

Attributes

hyper-parameter_ranges	{ "categorical_impute_strategy": ["most_frequent"], "numeric_impute_strategy": ["mean", "median", "most_frequent"],}
modifies_features	True
modifies_target	False
name	Imputer
training_only	False

Methods

`clone`	Constructs a new component with the same parameters and random state.
`default_parameters`	Returns the default parameters for this component.
`describe`	Describe a component and its parameters.
`fit`	Fits imputer to data. 'None' values are converted to np.nan before imputation and are treated as the same.
`fit_transform`	Fits on X and transforms X.
`load`	Loads component at file path.
`needs_fitting`	Returns boolean determining if component needs fitting before calling predict, predict_proba, transform, or feature_importances.
`parameters`	Returns the parameters which were used to initialize the component.
`save`	Saves component at file path.
`transform`	Transforms data X by imputing missing values. 'None' values are converted to np.nan before imputation and are treated as the same.

clone(*self*)

Constructs a new component with the same parameters and random state.

Returns A new instance of this component with identical parameters and random state.

default_parameters(*cls*)

Returns the default parameters for this component.

Our convention is that Component.default_parameters == Component().parameters.

Returns Default parameters for this component.

Return type dict

describe(*self*, *print_name=False*, *return_dict=False*)

Describe a component and its parameters.

Parameters

- **print_name** (*bool, optional*) – whether to print name of component
- **return_dict** (*bool, optional*) – whether to return description as dictionary in the format {"name": name, "parameters": parameters}

Returns Returns dictionary if return_dict is True, else None.

Return type None or dict

fit (*self*, *X*, *y=None*)

Fits imputer to data. 'None' values are converted to np.nan before imputation and are treated as the same.

Parameters

- **X** (*pd.DataFrame, np.ndarray*) – The input training data of shape [n_samples, n_features]
- **y** (*pd.Series, optional*) – The target training data of length [n_samples]

Returns self

fit_transform (*self*, *X*, *y=None*)

Fits on X and transforms X.

Parameters

- **X** (*pd.DataFrame*) – Data to fit and transform.
- **y** (*pd.Series*) – Target data.

Returns Transformed X.

Return type pd.DataFrame

Raises **MethodPropertyNotFoundError** – If transformer does not have a transform method or a component_obj that implements transform.

static load (*file_path*)

Loads component at file path.

Parameters **file_path** (*str*) – Location to load file.

Returns ComponentBase object

needs_fitting (*self*)

Returns boolean determining if component needs fitting before calling predict, predict_proba, transform, or feature_importances.

This can be overridden to False for components that do not need to be fit or whose fit methods do nothing.

Returns True.

property parameters (*self*)

Returns the parameters which were used to initialize the component.

save (*self*, *file_path*, *pickle_protocol=cloudpickle.DEFAULT_PROTOCOL*)

Saves component at file path.

Parameters

- **file_path** (*str*) – Location to save file.
- **pickle_protocol** (*int*) – The pickle data stream format.

transform (*self*, *X*, *y=None*)

Transforms data X by imputing missing values. 'None' values are converted to np.nan before imputation and are treated as the same.

Parameters

- **X** (*pd.DataFrame*) – Data to transform
- **y** (*pd.Series, optional*) – Ignored.

Returns Transformed X

Return type pd.DataFrame

class evalml.pipelines.components.transformers.**LabelEncoder**(*positive_label=None, random_seed=0, **kwargs*)

A transformer that encodes target labels using values between 0 and num_classes - 1.

Parameters

- **positive_label** (*int, str*) – The label for the class that should be treated as positive (1) for binary classification problems. Ignored for multiclass problems. Defaults to None.
- **random_seed** (*int*) – Seed for the random number generator. Defaults to 0. Ignored.

Attributes

hyper-parameter_ranges	{}
modifies_features	False
modifies_target	True
name	Label Encoder
training_only	False

Methods

clone	Constructs a new component with the same parameters and random state.
default_parameters	Returns the default parameters for this component.
describe	Describe a component and its parameters.
fit	Fits the label encoder.
fit_transform	Fit and transform data using the label encoder.
inverse_transform	Decodes the target data.
load	Loads component at file path.
needs_fitting	Returns boolean determining if component needs fitting before calling predict, predict_proba, transform, or feature_importances.
parameters	Returns the parameters which were used to initialize the component.
save	Saves component at file path.
transform	Transform the target using the fitted label encoder.

clone(*self*)

Constructs a new component with the same parameters and random state.

Returns A new instance of this component with identical parameters and random state.

default_parameters(*cls*)

Returns the default parameters for this component.

Our convention is that Component.default_parameters == Component().parameters.

Returns Default parameters for this component.

Return type dict

describe(*self*, *print_name=False*, *return_dict=False*)

Describe a component and its parameters.

Parameters

- **print_name** (*bool, optional*) – whether to print name of component
- **return_dict** (*bool, optional*) – whether to return description as dictionary in the format {"name": name, "parameters": parameters}

Returns Returns dictionary if return_dict is True, else None.

Return type None or dict

fit(*self*, *X*, *y*)

Fits the label encoder.

Parameters

- **X** (*pd.DataFrame*) – The input training data of shape [n_samples, n_features]. Ignored.
- **y** (*pd.Series*) – The target training data of length [n_samples].

Returns self

Raises **ValueError** – If input *y* is None.

fit_transform(*self*, *X*, *y*)

Fit and transform data using the label encoder.

Parameters

- **X** (*pd.DataFrame*) – The input training data of shape [n_samples, n_features].
- **y** (*pd.Series*) – The target training data of length [n_samples].

Returns The original features and an encoded version of the target.

Return type pd.DataFrame, pd.Series

inverse_transform(*self*, *y*)

Decodes the target data.

Parameters **y** (*pd.Series*) – Target data.

Returns The decoded version of the target.

Return type pd.Series

Raises **ValueError** – If input *y* is None.

static load(*file_path*)

Loads component at file path.

Parameters **file_path** (*str*) – Location to load file.

Returns ComponentBase object

needs_fitting(*self*)

Returns boolean determining if component needs fitting before calling predict, predict_proba, transform, or feature_importances.

This can be overridden to False for components that do not need to be fit or whose fit methods do nothing.

Returns True.

property parameters (*self*)
Returns the parameters which were used to initialize the component.

save (*self, file_path, pickle_protocol=cloudpickle.DEFAULT_PROTOCOL*)
Saves component at file path.

Parameters

- **file_path** (*str*) – Location to save file.
- **pickle_protocol** (*int*) – The pickle data stream format.

transform (*self, X, y=None*)
Transform the target using the fitted label encoder.

Parameters

- **X** (*pd.DataFrame*) – The input training data of shape [n_samples, n_features]. Ignored.
- **y** (*pd.Series*) – The target training data of length [n_samples].

Returns The original features and an encoded version of the target.

Return type pd.DataFrame, pd.Series

Raises **ValueError** – If input *y* is None.

class evalml.pipelines.components.transformers.**LinearDiscriminantAnalysis** (*n_components=None, random_seed=0, **kwargs*)

Reduces the number of features by using Linear Discriminant Analysis.

Parameters

- **n_components** (*int*) – The number of features to maintain after computation. Defaults to None.
- **random_seed** (*int*) – Seed for the random number generator. Defaults to 0.

Attributes

hyper-parameter_ranges	{}
modifies_features	True
modifies_target	False
name	Linear Discriminant Analysis Transformer
training_only	False

Methods

clone	Constructs a new component with the same parameters and random state.
default_parameters	Returns the default parameters for this component.
describe	Describe a component and its parameters.
fit	Fits the LDA component.

continues on next page

Table 545 – continued from previous page

fit_transform	Fit and transform data using the LDA component.
load	Loads component at file path.
needs_fitting	Returns boolean determining if component needs fitting before calling predict, predict_proba, transform, or feature_importances.
parameters	Returns the parameters which were used to initialize the component.
save	Saves component at file path.
transform	Transform data using the fitted LDA component.

clone(*self*)

Constructs a new component with the same parameters and random state.

Returns A new instance of this component with identical parameters and random state.

default_parameters(*cls*)

Returns the default parameters for this component.

Our convention is that Component.default_parameters == Component().parameters.

Returns Default parameters for this component.

Return type dict

describe(*self*, *print_name=False*, *return_dict=False*)

Describe a component and its parameters.

Parameters

- **print_name** (*bool, optional*) – whether to print name of component
- **return_dict** (*bool, optional*) – whether to return description as dictionary in the format {"name": name, "parameters": parameters}

Returns Returns dictionary if return_dict is True, else None.

Return type None or dict

fit(*self*, *X*, *y*)

Fits the LDA component.

Parameters

- **X** (*pd.DataFrame*) – The input training data of shape [n_samples, n_features].
- **y** (*pd.Series, optional*) – The target training data of length [n_samples].

Returns self

Raises **ValueError** – If input data is not all numeric.

fit_transform(*self*, *X*, *y=None*)

Fit and transform data using the LDA component.

Parameters

- **X** (*pd.DataFrame*) – The input training data of shape [n_samples, n_features].
- **y** (*pd.Series, optional*) – The target training data of length [n_samples].

Returns Transformed data.

Return type pd.DataFrame

Raises **ValueError** – If input data is not all numeric.

static load(*file_path*)
Loads component at file path.

Parameters **file_path** (*str*) – Location to load file.

Returns ComponentBase object

needs_fitting(*self*)
Returns boolean determining if component needs fitting before calling predict, predict_proba, transform, or feature_importances.

This can be overridden to False for components that do not need to be fit or whose fit methods do nothing.

Returns True.

property parameters(*self*)
Returns the parameters which were used to initialize the component.

save(*self*, *file_path*, *pickle_protocol=cloudpickle.DEFAULT_PROTOCOL*)
Saves component at file path.

Parameters

- **file_path** (*str*) – Location to save file.
- **pickle_protocol** (*int*) – The pickle data stream format.

transform(*self*, *X*, *y=None*)
Transform data using the fitted LDA component.

Parameters

- **X** (*pd.DataFrame*) – The input training data of shape [n_samples, n_features].
- **y** (*pd.Series, optional*) – The target training data of length [n_samples].

Returns Transformed data.

Return type pd.DataFrame

Raises **ValueError** – If input data is not all numeric.

class evalml.pipelines.components.transformers.**LogTransformer**(*random_seed=0*)
Applies a log transformation to the target data.

Attributes

hyper-parameter_ranges	{}
modifies_features	False
modifies_target	True
name	Log Transformer
training_only	False

Methods

clone	Constructs a new component with the same parameters and random state.
default_parameters	Returns the default parameters for this component.
describe	Describe a component and its parameters.
fit	Fits the LogTransformer.
fit_transform	Log transforms the target variable.
inverse_transform	Apply exponential to target data.
load	Loads component at file path.
needs_fitting	Returns boolean determining if component needs fitting before calling predict, predict_proba, transform, or feature_importances.
parameters	Returns the parameters which were used to initialize the component.
save	Saves component at file path.
transform	Log transforms the target variable.

clone (*self*)

Constructs a new component with the same parameters and random state.

Returns A new instance of this component with identical parameters and random state.

default_parameters (*cls*)

Returns the default parameters for this component.

Our convention is that Component.default_parameters == Component().parameters.

Returns Default parameters for this component.

Return type dict

describe (*self*, *print_name=False*, *return_dict=False*)

Describe a component and its parameters.

Parameters

- **print_name** (*bool, optional*) – whether to print name of component
- **return_dict** (*bool, optional*) – whether to return description as dictionary in the format {"name": name, "parameters": parameters}

Returns Returns dictionary if return_dict is True, else None.

Return type None or dict

fit (*self*, *X*, *y=None*)

Fits the LogTransformer.

Parameters

- **X** (*pd.DataFrame or np.ndarray*) – Ignored.
- **y** (*pd.Series, optional*) – Ignored.

Returns self

fit_transform (*self*, *X*, *y=None*)

Log transforms the target variable.

Parameters

- **X** (*pd.DataFrame, optional*) – Ignored.

- **y** (*pd.Series*) – Target variable to log transform.

Returns

The input features are returned without modification. The target variable y is log transformed.

Return type tuple of pd.DataFrame, pd.Series

inverse_transform(*self*, *y*)

Apply exponential to target data.

Parameters **y** (*pd.Series*) – Target variable.

Returns Target with exponential applied.

Return type pd.Series

static load(*file_path*)

Loads component at file path.

Parameters **file_path** (*str*) – Location to load file.

Returns ComponentBase object

needs_fitting(*self*)

Returns boolean determining if component needs fitting before calling predict, predict_proba, transform, or feature_importances.

This can be overridden to False for components that do not need to be fit or whose fit methods do nothing.

Returns True.

property parameters(*self*)

Returns the parameters which were used to initialize the component.

save(*self*, *file_path*, *pickle_protocol=cloudpickle.DEFAULT_PROTOCOL*)

Saves component at file path.

Parameters

- **file_path** (*str*) – Location to save file.
- **pickle_protocol** (*int*) – The pickle data stream format.

transform(*self*, *X*, *y=None*)

Log transforms the target variable.

Parameters

- **X** (*pd.DataFrame, optional*) – Ignored.
- **y** (*pd.Series*) – Target data to log transform.

Returns

The input features are returned without modification. The target variable y is log transformed.

Return type tuple of pd.DataFrame, pd.Series

class evalml.pipelines.components.transformers.**LSA**(*random_seed=0*, ***kwargs*)

Transformer to calculate the Latent Semantic Analysis Values of text input.

Parameters **random_seed** (*int*) – Seed for the random number generator. Defaults to 0.

Attributes

hyper-parameter_ranges	{}
modifies_features	True
modifies_target	False
name	LSA Transformer
training_only	False

Methods

clone	Constructs a new component with the same parameters and random state.
default_parameters	Returns the default parameters for this component.
describe	Describe a component and its parameters.
fit	Fits the input data.
fit_transform	Fits on X and transforms X.
load	Loads component at file path.
needs_fitting	Returns boolean determining if component needs fitting before calling predict, predict_proba, transform, or feature_importances.
parameters	Returns the parameters which were used to initialize the component.
save	Saves component at file path.
transform	Transforms data X by applying the LSA pipeline.

clone(*self*)

Constructs a new component with the same parameters and random state.

Returns A new instance of this component with identical parameters and random state.

default_parameters(*cls*)

Returns the default parameters for this component.

Our convention is that Component.default_parameters == Component().parameters.

Returns Default parameters for this component.

Return type dict

describe(*self*, *print_name=False*, *return_dict=False*)

Describe a component and its parameters.

Parameters

- **print_name** (*bool, optional*) – whether to print name of component
- **return_dict** (*bool, optional*) – whether to return description as dictionary in the format {"name": name, "parameters": parameters}

Returns Returns dictionary if return_dict is True, else None.

Return type None or dict

fit (*self*, *X*, *y=None*)
Fits the input data.

Parameters

- **X** (*pd.DataFrame*) – The data to transform.
- **y** (*pd.Series, optional*) – Ignored.

Returns self

fit_transform (*self*, *X*, *y=None*)
Fits on X and transforms X.

Parameters

- **X** (*pd.DataFrame*) – Data to fit and transform.
- **y** (*pd.Series*) – Target data.

Returns Transformed X.

Return type pd.DataFrame

Raises **MethodPropertyNotFoundError** – If transformer does not have a transform method or a component_obj that implements transform.

static load (*file_path*)
Loads component at file path.

Parameters **file_path** (*str*) – Location to load file.

Returns ComponentBase object

needs_fitting (*self*)
Returns boolean determining if component needs fitting before calling predict, predict_proba, transform, or feature_importances.

This can be overridden to False for components that do not need to be fit or whose fit methods do nothing.

Returns True.

property parameters (*self*)
Returns the parameters which were used to initialize the component.

save (*self*, *file_path*, *pickle_protocol=cloudpickle.DEFAULT_PROTOCOL*)
Saves component at file path.

Parameters

- **file_path** (*str*) – Location to save file.
- **pickle_protocol** (*int*) – The pickle data stream format.

transform (*self*, *X*, *y=None*)
Transforms data X by applying the LSA pipeline.

Parameters

- **X** (*pd.DataFrame*) – The data to transform.
- **y** (*pd.Series, optional*) – Ignored.

Returns

Transformed X. The original column is removed and replaced with two columns of the format *LSA(original_column_name)[feature_number]*, where *feature_number* is 0 or 1.

Return type pd.DataFrame

class evalml.pipelines.components.transformers.**NaturalLanguageFeaturizer**(*random_seed=0, **kwargs*)

Transformer that can automatically featurize text columns using featuretools' nlp_primitives.

Since models cannot handle non-numeric data, any text must be broken down into features that provide useful information about that text. This component splits each text column into several informative features: Diversity Score, Mean Characters per Word, Polarity Score, LSA (Latent Semantic Analysis), Number of Characters, and Number of Words. Calling transform on this component will replace any text columns in the given dataset with these numeric columns.

Parameters **random_seed** (*int*) – Seed for the random number generator. Defaults to 0.

Attributes

hyper-parameter_ranges	{}
modifies_features	True
modifies_target	False
name	Natural Language Featurizer
training_only	False

Methods

clone	Constructs a new component with the same parameters and random state.
default_parameters	Returns the default parameters for this component.
describe	Describe a component and its parameters.
fit	Fits component to data.
fit_transform	Fits on X and transforms X.
load	Loads component at file path.
needs_fitting	Returns boolean determining if component needs fitting before calling predict, predict_proba, transform, or feature_importances.
parameters	Returns the parameters which were used to initialize the component.
save	Saves component at file path.
transform	Transforms data X by creating new features using existing text columns.

clone(*self*)

Constructs a new component with the same parameters and random state.

Returns A new instance of this component with identical parameters and random state.

default_parameters(*cls*)

Returns the default parameters for this component.

Our convention is that Component.default_parameters == Component().parameters.

Returns Default parameters for this component.

Return type dict

describe (*self*, *print_name=False*, *return_dict=False*)

Describe a component and its parameters.

Parameters

- **print_name** (*bool, optional*) – whether to print name of component
- **return_dict** (*bool, optional*) – whether to return description as dictionary in the format {"name": name, "parameters": parameters}

Returns Returns dictionary if return_dict is True, else None.

Return type None or dict

fit (*self*, *X*, *y=None*)

Fits component to data.

Parameters

- **X** (*pd.DataFrame or np.ndarray*) – The input training data of shape [n_samples, n_features]
- **y** (*pd.Series*) – The target training data of length [n_samples]

Returns self

fit_transform (*self*, *X*, *y=None*)

Fits on X and transforms X.

Parameters

- **X** (*pd.DataFrame*) – Data to fit and transform.
- **y** (*pd.Series*) – Target data.

Returns Transformed X.

Return type pd.DataFrame

Raises **MethodPropertyNotFoundError** – If transformer does not have a transform method or a component_obj that implements transform.

static load (*file_path*)

Loads component at file path.

Parameters **file_path** (*str*) – Location to load file.

Returns ComponentBase object

needs_fitting (*self*)

Returns boolean determining if component needs fitting before calling predict, predict_proba, transform, or feature_importances.

This can be overridden to False for components that do not need to be fit or whose fit methods do nothing.

Returns True.

property parameters (*self*)

Returns the parameters which were used to initialize the component.

save (*self*, *file_path*, *pickle_protocol=cloudpickle.DEFAULT_PROTOCOL*)

Saves component at file path.

Parameters

- **file_path** (*str*) – Location to save file.

- **pickle_protocol** (*int*) – The pickle data stream format.

transform(*self*, *X*, *y=None*)

Transforms data X by creating new features using existing text columns.

Parameters

- **X** (*pd.DataFrame*) – The data to transform.
- **y** (*pd.Series, optional*) – Ignored.

Returns Transformed X

Return type pd.DataFrame

class evalml.pipelines.components.transformers.**OneHotEncoder**(*top_n=10*, *features_to_encode=None*, *categories=None*, *drop='if_binary'*, *handle_unknown='ignore'*, *handle_missing='error'*, *random_seed=0*, ***kwargs*)

A transformer that encodes categorical features in a one-hot numeric array.

Parameters

- **top_n** (*int*) – Number of categories per column to encode. If None, all categories will be encoded. Otherwise, the *n* most frequent will be encoded and all others will be dropped. Defaults to 10.
- **features_to_encode** (*list[str]*) – List of columns to encode. All other columns will remain untouched. If None, all appropriate columns will be encoded. Defaults to None.
- **categories** (*list*) – A two dimensional list of categories, where *categories[i]* is a list of the categories for the column at index *i*. This can also be *None*, or *"auto"* if *top_n* is not None. Defaults to None.
- **drop** (*string, list*) – Method ("first" or "if_binary") to use to drop one category per feature. Can also be a list specifying which categories to drop for each feature. Defaults to 'if_binary'.
- **handle_unknown** (*string*) – Whether to ignore or error for unknown categories for a feature encountered during *fit* or *transform*. If either *top_n* or *categories* is used to limit the number of categories per column, this must be "ignore". Defaults to "ignore".
- **handle_missing** (*string*) – Options for how to handle missing (NaN) values encountered during *fit* or *transform*. If this is set to "as_category" and NaN values are within the *n* most frequent, "nan" values will be encoded as their own column. If this is set to "error", any missing values encountered will raise an error. Defaults to "error".
- **random_seed** (*int*) – Seed for the random number generator. Defaults to 0.

Attributes

hyper-parameter_ranges	{}
modifies_features	True
modifies_target	False
name	One Hot Encoder
training_only	False

Methods

categories	Returns a list of the unique categories to be encoded for the particular feature, in order.
clone	Constructs a new component with the same parameters and random state.
default_parameters	Returns the default parameters for this component.
describe	Describe a component and its parameters.
fit	Fits the one-hot encoder component.
fit_transform	Fits on X and transforms X.
get_feature_names	Return feature names for the categorical features after fitting.
load	Loads component at file path.
needs_fitting	Returns boolean determining if component needs fitting before calling predict, predict_proba, transform, or feature_importances.
parameters	Returns the parameters which were used to initialize the component.
save	Saves component at file path.
transform	One-hot encode the input data.

categories(*self*, *feature_name*)

Returns a list of the unique categories to be encoded for the particular feature, in order.

Parameters **feature_name** (*str*) – The name of any feature provided to one-hot encoder during fit.

Returns The unique categories, in the same dtype as they were provided during fit.

Return type np.ndarray

Raises **ValueError** – If feature was not provided to one-hot encoder as a training feature.

clone(*self*)

Constructs a new component with the same parameters and random state.

Returns A new instance of this component with identical parameters and random state.

default_parameters(*cls*)

Returns the default parameters for this component.

Our convention is that Component.default_parameters == Component().parameters.

Returns Default parameters for this component.

Return type dict

describe (*self*, *print_name=False*, *return_dict=False*)
Describe a component and its parameters.

Parameters

- **print_name** (*bool, optional*) – whether to print name of component
- **return_dict** (*bool, optional*) – whether to return description as dictionary in the format {"name": name, "parameters": parameters}

Returns Returns dictionary if return_dict is True, else None.

Return type None or dict

fit (*self*, *X*, *y=None*)
Fits the one-hot encoder component.

Parameters

- **X** (*pd.DataFrame*) – The input training data of shape [n_samples, n_features].
- **y** (*pd.Series, optional*) – The target training data of length [n_samples].

Returns self

Raises **ValueError** – If encoding a column failed.

fit_transform (*self*, *X*, *y=None*)
Fits on X and transforms X.

Parameters

- **X** (*pd.DataFrame*) – Data to fit and transform.
- **y** (*pd.Series*) – Target data.

Returns Transformed X.

Return type pd.DataFrame

Raises **MethodPropertyNotFoundError** – If transformer does not have a transform method or a component_obj that implements transform.

get_feature_names (*self*)
Return feature names for the categorical features after fitting.

Feature names are formatted as {column name}_{category name}. In the event of a duplicate name, an integer will be added at the end of the feature name to distinguish it.

For example, consider a dataframe with a column called "A" and category "x_y" and another column called "A_x" with "y". In this example, the feature names would be "A_x_y" and "A_x_y_1".

Returns The feature names after encoding, provided in the same order as input_features.

Return type np.ndarray

static load (*file_path*)
Loads component at file path.

Parameters **file_path** (*str*) – Location to load file.

Returns ComponentBase object

needs_fitting (*self*)
Returns boolean determining if component needs fitting before calling predict, predict_proba, transform, or feature_importances.

This can be overridden to False for components that do not need to be fit or whose fit methods do nothing.

Returns True.

property parameters(*self*)

Returns the parameters which were used to initialize the component.

save(*self*, *file_path*, *pickle_protocol=cloudpickle.DEFAULT_PROTOCOL*)

Saves component at file path.

Parameters

- **file_path** (*str*) – Location to save file.
- **pickle_protocol** (*int*) – The pickle data stream format.

transform(*self*, *X*, *y=None*)

One-hot encode the input data.

Parameters

- **X** (*pd.DataFrame*) – Features to one-hot encode.
- **y** (*pd.Series*) – Ignored.

Returns Transformed data, where each categorical feature has been encoded into numerical columns using one-hot encoding.

Return type pd.DataFrame

class evalml.pipelines.components.transformers.**Oversampler**(*sampling_ratio=0.25*, *sampling_ratio_dict=None*, *k_neighbors_default=5*, *n_jobs=-1*, *random_seed=0*, ***kwargs*)

SMOTE Oversampler component. Will automatically select whether to use SMOTE, SMOTEN, or SMOTENC based on inputs to the component.

Parameters

- **sampling_ratio** (*float*) – This is the goal ratio of the minority to majority class, with range (0, 1]. A value of 0.25 means we want a 1:4 ratio of the minority to majority class after oversampling. We will create the a sampling dictionary using this ratio, with the keys corresponding to the class and the values responding to the number of samples. Defaults to 0.25.
- **sampling_ratio_dict** (*dict*) – A dictionary specifying the desired balanced ratio for each target value. For instance, in a binary case where class 1 is the minority, we could specify: *sampling_ratio_dict={0: 0.5, 1: 1}*, which means we would undersample class 0 to have twice the number of samples as class 1 (minority:majority ratio = 0.5), and don't sample class 1. Overrides sampling_ratio if provided. Defaults to None.
- **k_neighbors_default** (*int*) – The number of nearest neighbors used to construct synthetic samples. This is the default value used, but the actual k_neighbors value might be smaller if there are less samples. Defaults to 5.
- **n_jobs** (*int*) – The number of CPU cores to use. Defaults to -1.
- **random_seed** (*int*) – The seed to use for random sampling. Defaults to 0.

Attributes

hyper-parameter_ranges	{}
modifies_features	True
modifies_target	True
name	Oversampler
training_only	True

Methods

clone	Constructs a new component with the same parameters and random state.
default_parameters	Returns the default parameters for this component.
describe	Describe a component and its parameters.
fit	Fits oversampler to data.
fit_transform	Fit and transform data using the sampler component.
load	Loads component at file path.
needs_fitting	Returns boolean determining if component needs fitting before calling predict, predict_proba, transform, or feature_importances.
parameters	Returns the parameters which were used to initialize the component.
save	Saves component at file path.
transform	Transforms the input data by sampling the data.

clone(*self*)

Constructs a new component with the same parameters and random state.

Returns A new instance of this component with identical parameters and random state.

default_parameters(*cls*)

Returns the default parameters for this component.

Our convention is that Component.default_parameters == Component().parameters.

Returns Default parameters for this component.

Return type dict

describe(*self*, *print_name=False*, *return_dict=False*)

Describe a component and its parameters.

Parameters

- **print_name** (*bool, optional*) – whether to print name of component
- **return_dict** (*bool, optional*) – whether to return description as dictionary in the format {"name": name, "parameters": parameters}

Returns Returns dictionary if return_dict is True, else None.

Return type None or dict

fit(*self*, *X*, *y*)

Fits oversampler to data.

Parameters

- **X** (*pd.DataFrame*) – The input training data of shape [n_samples, n_features].
- **y** (*pd.Series, optional*) – The target training data of length [n_samples].

Returns self

fit_transform(*self*, *X*, *y*)

Fit and transform data using the sampler component.

Parameters

- **X** (*pd.DataFrame*) – The input training data of shape [n_samples, n_features].
- **y** (*pd.Series, optional*) – The target training data of length [n_samples].

Returns Transformed data.

Return type (pd.DataFrame, pd.Series)

static load(*file_path*)

Loads component at file path.

Parameters **file_path** (*str*) – Location to load file.

Returns ComponentBase object

needs_fitting(*self*)

Returns boolean determining if component needs fitting before calling predict, predict_proba, transform, or feature_importances.

This can be overridden to False for components that do not need to be fit or whose fit methods do nothing.

Returns True.

property parameters(*self*)

Returns the parameters which were used to initialize the component.

save(*self*, *file_path*, *pickle_protocol=cloudpickle.DEFAULT_PROTOCOL*)

Saves component at file path.

Parameters

- **file_path** (*str*) – Location to save file.
- **pickle_protocol** (*int*) – The pickle data stream format.

transform(*self*, *X*, *y=None*)

Transforms the input data by sampling the data.

Parameters

- **X** (*pd.DataFrame*) – Training features.
- **y** (*pd.Series*) – Target.

Returns Transformed features and target.

Return type pd.DataFrame, pd.Series

class evalml.pipelines.components.transformers.**PCA**(*variance=0.95*, *n_components=None*, *random_seed=0*, ***kwargs*)

Reduces the number of features by using Principal Component Analysis (PCA).

Parameters

- **variance** (*float*) – The percentage of the original data variance that should be preserved when reducing the number of features. Defaults to 0.95.
- **n_components** (*int*) – The number of features to maintain after computing SVD. Defaults to None, but will override variance variable if set.
- **random_seed** (*int*) – Seed for the random number generator. Defaults to 0.

Attributes

hyper-parameter_ranges	Real(0.25, 1)}:type: {"variance"
modifies_features	True
modifies_target	False
name	PCA Transformer
training_only	False

Methods

clone	Constructs a new component with the same parameters and random state.
default_parameters	Returns the default parameters for this component.
describe	Describe a component and its parameters.
fit	Fits the PCA component.
fit_transform	Fit and transform data using the PCA component.
load	Loads component at file path.
needs_fitting	Returns boolean determining if component needs fitting before calling predict, predict_proba, transform, or feature_importances.
parameters	Returns the parameters which were used to initialize the component.
save	Saves component at file path.
transform	Transform data using fitted PCA component.

clone (*self*)

Constructs a new component with the same parameters and random state.

Returns A new instance of this component with identical parameters and random state.

default_parameters (*cls*)

Returns the default parameters for this component.

Our convention is that Component.default_parameters == Component().parameters.

Returns Default parameters for this component.

Return type dict

describe (*self*, *print_name=False*, *return_dict=False*)

Describe a component and its parameters.

Parameters

- **print_name** (*bool, optional*) – whether to print name of component

- **return_dict** (*bool, optional*) – whether to return description as dictionary in the format {"name": name, "parameters": parameters}

Returns Returns dictionary if return_dict is True, else None.

Return type None or dict

fit (*self, X, y=None*)

Fits the PCA component.

Parameters

- **X** (*pd.DataFrame*) – The input training data of shape [n_samples, n_features].
- **y** (*pd.Series, optional*) – The target training data of length [n_samples].

Returns self

Raises **ValueError** – If input data is not all numeric.

fit_transform (*self, X, y=None*)

Fit and transform data using the PCA component.

Parameters

- **X** (*pd.DataFrame*) – The input training data of shape [n_samples, n_features].
- **y** (*pd.Series, optional*) – The target training data of length [n_samples].

Returns Transformed data.

Return type pd.DataFrame

Raises **ValueError** – If input data is not all numeric.

static load (*file_path*)

Loads component at file path.

Parameters **file_path** (*str*) – Location to load file.

Returns ComponentBase object

needs_fitting (*self*)

Returns boolean determining if component needs fitting before calling predict, predict_proba, transform, or feature_importances.

This can be overridden to False for components that do not need to be fit or whose fit methods do nothing.

Returns True.

property parameters (*self*)

Returns the parameters which were used to initialize the component.

save (*self, file_path, pickle_protocol=cloudpickle.DEFAULT_PROTOCOL*)

Saves component at file path.

Parameters

- **file_path** (*str*) – Location to save file.
- **pickle_protocol** (*int*) – The pickle data stream format.

transform (*self, X, y=None*)

Transform data using fitted PCA component.

Parameters

- **X** (*pd.DataFrame*) – The input training data of shape [n_samples, n_features].

- **y** (*pd.Series, optional*) – The target training data of length [n_samples].

Returns Transformed data.

Return type pd.DataFrame

Raises **ValueError** – If input data is not all numeric.

class evalml.pipelines.components.transformers.**PerColumnImputer**(*impute_strategies=None, random_seed=0, **kwargs*)

Imputes missing data according to a specified imputation strategy per column.

Parameters

- **impute_strategies** (*dict*) – Column and {"impute_strategy": strategy, "fill_value":value} pairings. Valid values for impute strategy include "mean", "median", "most_frequent", "constant" for numerical data, and "most_frequent", "constant" for object data types. Defaults to None, which uses "most_frequent" for all columns. When impute_strategy == "constant", fill_value is used to replace missing data. When None, uses 0 when imputing numerical data and "missing_value" for strings or object data types.
- **random_seed** (*int*) – Seed for the random number generator. Defaults to 0.

Attributes

hyperparameter_ranges	{}
modifies_features	True
modifies_target	False
name	Per Column Imputer
training_only	False

Methods

clone	Constructs a new component with the same parameters and random state.
default_parameters	Returns the default parameters for this component.
describe	Describe a component and its parameters.
fit	Fits imputers on input data.
fit_transform	Fits on X and transforms X.
load	Loads component at file path.
needs_fitting	Returns boolean determining if component needs fitting before calling predict, predict_proba, transform, or feature_importances.
parameters	Returns the parameters which were used to initialize the component.
save	Saves component at file path.
transform	Transforms input data by imputing missing values.

clone(*self*)

Constructs a new component with the same parameters and random state.

Returns A new instance of this component with identical parameters and random state.

default_parameters (*cls*)

Returns the default parameters for this component.

Our convention is that Component.default_parameters == Component().parameters.

Returns Default parameters for this component.

Return type dict

describe (*self*, *print_name=False*, *return_dict=False*)

Describe a component and its parameters.

Parameters

- **print_name** (*bool, optional*) – whether to print name of component
- **return_dict** (*bool, optional*) – whether to return description as dictionary in the format {"name": name, "parameters": parameters}

Returns Returns dictionary if return_dict is True, else None.

Return type None or dict

fit (*self*, *X*, *y=None*)

Fits imputers on input data.

Parameters

- **X** (*pd.DataFrame or np.ndarray*) – The input training data of shape [n_samples, n_features] to fit.
- **y** (*pd.Series, optional*) – The target training data of length [n_samples]. Ignored.

Returns self

fit_transform (*self*, *X*, *y=None*)

Fits on X and transforms X.

Parameters

- **X** (*pd.DataFrame*) – Data to fit and transform.
- **y** (*pd.Series*) – Target data.

Returns Transformed X.

Return type pd.DataFrame

Raises **MethodPropertyNotFoundError** – If transformer does not have a transform method or a component_obj that implements transform.

static load (*file_path*)

Loads component at file path.

Parameters **file_path** (*str*) – Location to load file.

Returns ComponentBase object

needs_fitting (*self*)

Returns boolean determining if component needs fitting before calling predict, predict_proba, transform, or feature_importances.

This can be overridden to False for components that do not need to be fit or whose fit methods do nothing.

Returns True.

property parameters (*self*)
Returns the parameters which were used to initialize the component.

save (*self, file_path, pickle_protocol=cloudpickle.DEFAULT_PROTOCOL*)
Saves component at file path.

Parameters

- **file_path** (*str*) – Location to save file.
- **pickle_protocol** (*int*) – The pickle data stream format.

transform (*self, X, y=None*)
Transforms input data by imputing missing values.

Parameters

- **X** (*pd.DataFrame or np.ndarray*) – The input training data of shape [n_samples, n_features] to transform.
- **y** (*pd.Series, optional*) – The target training data of length [n_samples]. Ignored.

Returns Transformed X

Return type pd.DataFrame

class evalml.pipelines.components.transformers.**PolynomialDetrender** (*degree=1, random_seed=0, **kwargs*)

Removes trends from time series by fitting a polynomial to the data.

Parameters

- **degree** (*int*) – Degree for the polynomial. If 1, linear model is fit to the data. If 2, quadratic model is fit, etc. Defaults to 1.
- **random_seed** (*int*) – Seed for the random number generator. Defaults to 0.

Attributes

hyper-parameter_ranges	{ "degree": Integer(1, 3)}
modifies_features	False
modifies_target	True
name	Polynomial Detrender
training_only	False

Methods

clone	Constructs a new component with the same parameters and random state.
default_parameters	Returns the default parameters for this component.
describe	Describe a component and its parameters.
fit	Fits the PolynomialDetrender.
fit_transform	Removes fitted trend from target variable.

continues on next page

Table 553 – continued from previous page

inverse_transform	Adds back fitted trend to target variable.
load	Loads component at file path.
needs_fitting	Returns boolean determining if component needs fitting before calling predict, predict_proba, transform, or feature_importances.
parameters	Returns the parameters which were used to initialize the component.
save	Saves component at file path.
transform	Removes fitted trend from target variable.

clone(*self*)

Constructs a new component with the same parameters and random state.

Returns A new instance of this component with identical parameters and random state.

default_parameters(*cls*)

Returns the default parameters for this component.

Our convention is that Component.default_parameters == Component().parameters.

Returns Default parameters for this component.

Return type dict

describe(*self*, *print_name=False*, *return_dict=False*)

Describe a component and its parameters.

Parameters

- **print_name** (*bool, optional*) – whether to print name of component
- **return_dict** (*bool, optional*) – whether to return description as dictionary in the format {"name": name, "parameters": parameters}

Returns Returns dictionary if return_dict is True, else None.

Return type None or dict

fit(*self*, *X*, *y=None*)

Fits the PolynomialDetrender.

Parameters

- **X** (*pd.DataFrame, optional*) – Ignored.
- **y** (*pd.Series*) – Target variable to detrend.

Returns self

Raises **ValueError** – If y is None.

fit_transform(*self*, *X*, *y=None*)

Removes fitted trend from target variable.

Parameters

- **X** (*pd.DataFrame, optional*) – Ignored.
- **y** (*pd.Series*) – Target variable to detrend.

Returns

The first element are the input features returned without modification. The second element is the target variable y with the fitted trend removed.

Return type tuple of pd.DataFrame, pd.Series

inverse_transform(*self*, *y*)

Adds back fitted trend to target variable.

Parameters **y** (*pd.Series*) – Target variable.

Returns

The first element are the input features returned without modification. The second element is the target variable y with the trend added back.

Return type tuple of pd.DataFrame, pd.Series

Raises **ValueError** – If y is None.

static load(*file_path*)

Loads component at file path.

Parameters **file_path** (*str*) – Location to load file.

Returns ComponentBase object

needs_fitting(*self*)

Returns boolean determining if component needs fitting before calling predict, predict_proba, transform, or feature_importances.

This can be overridden to False for components that do not need to be fit or whose fit methods do nothing.

Returns True.

property parameters(*self*)

Returns the parameters which were used to initialize the component.

save(*self*, *file_path*, *pickle_protocol=cloudpickle.DEFAULT_PROTOCOL*)

Saves component at file path.

Parameters

- **file_path** (*str*) – Location to save file.
- **pickle_protocol** (*int*) – The pickle data stream format.

transform(*self*, *X*, *y=None*)

Removes fitted trend from target variable.

Parameters

- **X** (*pd.DataFrame, optional*) – Ignored.
- **y** (*pd.Series*) – Target variable to detrend.

Returns

The input features are returned without modification. The target variable y is detrended

Return type tuple of pd.DataFrame, pd.Series

class evalml.pipelines.components.transformers.**ReplaceNullableTypes**(*random_seed=0*, ***kwargs*)

Transformer to replace features with the new nullable dtypes with a dtype that is compatible in EvalML.

Attributes

hyper-parameter_ranges	None
modifies_features	True
modifies_target	{}
name	Replace Nullable Types Transformer
training_only	False

Methods

clone	Constructs a new component with the same parameters and random state.
default_parameters	Returns the default parameters for this component.
describe	Describe a component and its parameters.
fit	Fits component to data.
fit_transform	Substitutes non-nullable types for the new pandas nullable types in the data and target data.
load	Loads component at file path.
needs_fitting	Returns boolean determining if component needs fitting before calling predict, predict_proba, transform, or feature_importances.
parameters	Returns the parameters which were used to initialize the component.
save	Saves component at file path.
transform	Transforms data by replacing columns that contain nullable types with the appropriate replacement type.

clone(*self*)

Constructs a new component with the same parameters and random state.

Returns A new instance of this component with identical parameters and random state.

default_parameters(*cls*)

Returns the default parameters for this component.

Our convention is that Component.default_parameters == Component().parameters.

Returns Default parameters for this component.

Return type dict

describe(*self*, *print_name=False*, *return_dict=False*)

Describe a component and its parameters.

Parameters

- **print_name** (*bool, optional*) – whether to print name of component
- **return_dict** (*bool, optional*) – whether to return description as dictionary in the format {"name": name, "parameters": parameters}

Returns Returns dictionary if return_dict is True, else None.

Return type None or dict

fit (*self*, *X*, *y=None*)
Fits component to data.

Parameters

- **X** (*pd.DataFrame*) – The input training data of shape [n_samples, n_features].
- **y** (*pd.Series, optional*) – The target training data of length [n_samples].

Returns self

fit_transform (*self*, *X*, *y=None*)
Substitutes non-nullable types for the new pandas nullable types in the data and target data.

Parameters

- **X** (*pd.DataFrame, optional*) – Input features.
- **y** (*pd.Series*) – Target data.

Returns The input features and target data with the non-nullable types set.

Return type tuple of pd.DataFrame, pd.Series

static load (*file_path*)
Loads component at file path.

Parameters **file_path** (*str*) – Location to load file.

Returns ComponentBase object

needs_fitting (*self*)
Returns boolean determining if component needs fitting before calling predict, predict_proba, transform, or feature_importances.

This can be overridden to False for components that do not need to be fit or whose fit methods do nothing.

Returns True.

property parameters (*self*)
Returns the parameters which were used to initialize the component.

save (*self*, *file_path*, *pickle_protocol=cloudpickle.DEFAULT_PROTOCOL*)
Saves component at file path.

Parameters

- **file_path** (*str*) – Location to save file.
- **pickle_protocol** (*int*) – The pickle data stream format.

transform (*self*, *X*, *y=None*)
Transforms data by replacing columns that contain nullable types with the appropriate replacement type.

"float64" for nullable integers and "category" for nullable booleans.

Parameters

- **X** (*pd.DataFrame*) – Data to transform
- **y** (*pd.Series, optional*) – Target data to transform

Returns Transformed X pd.Series: Transformed y

Return type pd.DataFrame

class evalml.pipelines.components.transformers.**RFClassifierSelectFromModel**(*number_features=None, n_estimators=10, max_depth=None, percent_features=0.5, threshold='median', n_jobs=-1, random_seed=0, **kwargs*)

Selects top features based on importance weights using a Random Forest classifier.

Parameters

- **number_features** (*int*) – The maximum number of features to select. If both percent_features and number_features are specified, take the greater number of features. Defaults to 0.5. Defaults to None.
- **n_estimators** (*float*) – The number of trees in the forest. Defaults to 100.
- **max_depth** (*int*) – Maximum tree depth for base learners. Defaults to 6.
- **percent_features** (*float*) – Percentage of features to use. If both percent_features and number_features are specified, take the greater number of features. Defaults to 0.5.
- **threshold** (*string or float*) – The threshold value to use for feature selection. Features whose importance is greater or equal are kept while the others are discarded. If "median", then the threshold value is the median of the feature importances. A scaling factor (e.g., "1.25*mean") may also be used. Defaults to -np.inf.
- **n_jobs** (*int or None*) – Number of jobs to run in parallel. -1 uses all processes. Defaults to -1.
- **random_seed** (*int*) – Seed for the random number generator. Defaults to 0.

Attributes

hyper-parameter_ranges	{ "percent_features": Real(0.01, 1), "threshold": ["mean", "median"],}
modifies_features	True
modifies_target	False
name	RF Classifier Select From Model
training_only	False

Methods

clone	Constructs a new component with the same parameters and random state.
default_parameters	Returns the default parameters for this component.
describe	Describe a component and its parameters.

continues on next page

Table 555 – continued from previous page

fit	Fits component to data.
fit_transform	Fit and transform data using the feature selector.
get_names	Get names of selected features.
load	Loads component at file path.
needs_fitting	Returns boolean determining if component needs fitting before calling predict, predict_proba, transform, or feature_importances.
parameters	Returns the parameters which were used to initialize the component.
save	Saves component at file path.
transform	Transforms input data by selecting features. If the component_obj does not have a transform method, will raise an MethodPropertyNotFoundError exception.

clone(*self*)

Constructs a new component with the same parameters and random state.

Returns A new instance of this component with identical parameters and random state.

default_parameters(*cls*)

Returns the default parameters for this component.

Our convention is that Component.default_parameters == Component().parameters.

Returns Default parameters for this component.

Return type dict

describe(*self*, *print_name=False*, *return_dict=False*)

Describe a component and its parameters.

Parameters

- **print_name** (*bool, optional*) – whether to print name of component
- **return_dict** (*bool, optional*) – whether to return description as dictionary in the format {"name": name, "parameters": parameters}

Returns Returns dictionary if return_dict is True, else None.

Return type None or dict

fit(*self*, *X*, *y=None*)

Fits component to data.

Parameters

- **X** (*pd.DataFrame*) – The input training data of shape [n_samples, n_features]
- **y** (*pd.Series, optional*) – The target training data of length [n_samples]

Returns self

Raises **MethodPropertyNotFoundError** – If component does not have a fit method or a component_obj that implements fit.

fit_transform(*self*, *X*, *y=None*)

Fit and transform data using the feature selector.

Parameters

- **X** (*pd.DataFrame*) – The input training data of shape [n_samples, n_features].
- **y** (*pd.Series, optional*) – The target training data of length [n_samples].

Returns Transformed data.

Return type pd.DataFrame

get_names(*self*)

Get names of selected features.

Returns List of the names of features selected.

Return type list[str]

static load(*file_path*)

Loads component at file path.

Parameters **file_path** (*str*) – Location to load file.

Returns ComponentBase object

needs_fitting(*self*)

Returns boolean determining if component needs fitting before calling predict, predict_proba, transform, or feature_importances.

This can be overridden to False for components that do not need to be fit or whose fit methods do nothing.

Returns True.

property parameters(*self*)

Returns the parameters which were used to initialize the component.

save(*self*, *file_path*, *pickle_protocol=cloudpickle.DEFAULT_PROTOCOL*)

Saves component at file path.

Parameters

- **file_path** (*str*) – Location to save file.
- **pickle_protocol** (*int*) – The pickle data stream format.

transform(*self*, *X*, *y=None*)

Transforms input data by selecting features. If the component_obj does not have a transform method, will raise an MethodPropertyNotFoundError exception.

Parameters

- **X** (*pd.DataFrame*) – Data to transform.
- **y** (*pd.Series, optional*) – Target data. Ignored.

Returns Transformed X

Return type pd.DataFrame

Raises **MethodPropertyNotFoundError** – If feature selector does not have a transform method or a component_obj that implements transform

class evalml.pipelines.components.transformers.**RFRegressorSelectFromModel**(*number_features=None, n_estimators=10, max_depth=None, percent_features=0.5, threshold='median', n_jobs=-1, random_seed=0, **kwargs*)

Selects top features based on importance weights using a Random Forest regressor.

Parameters

- **number_features** (*int*) – The maximum number of features to select. If both percent_features and number_features are specified, take the greater number of features. Defaults to 0.5. Defaults to None.
- **n_estimators** (*float*) – The number of trees in the forest. Defaults to 100.
- **max_depth** (*int*) – Maximum tree depth for base learners. Defaults to 6.
- **percent_features** (*float*) – Percentage of features to use. If both percent_features and number_features are specified, take the greater number of features. Defaults to 0.5.
- **threshold** (*string or float*) – The threshold value to use for feature selection. Features whose importance is greater or equal are kept while the others are discarded. If "median", then the threshold value is the median of the feature importances. A scaling factor (e.g., "1.25*mean") may also be used. Defaults to -np.inf.
- **n_jobs** (*int or None*) – Number of jobs to run in parallel. -1 uses all processes. Defaults to -1.
- **random_seed** (*int*) – Seed for the random number generator. Defaults to 0.

Attributes

hyper-parameter_ranges	{ "percent_features": Real(0.01, 1), "threshold": ["mean", "median"],}
modifies_features	True
modifies_target	False
name	RF Regressor Select From Model
training_only	False

Methods

clone	Constructs a new component with the same parameters and random state.
default_parameters	Returns the default parameters for this component.
describe	Describe a component and its parameters.

continues on next page

Table 556 – continued from previous page

fit	Fits component to data.
fit_transform	Fit and transform data using the feature selector.
get_names	Get names of selected features.
load	Loads component at file path.
needs_fitting	Returns boolean determining if component needs fitting before calling predict, predict_proba, transform, or feature_importances.
parameters	Returns the parameters which were used to initialize the component.
save	Saves component at file path.
transform	Transforms input data by selecting features. If the component_obj does not have a transform method, will raise an MethodPropertyNotFoundError exception.

clone(*self*)

Constructs a new component with the same parameters and random state.

Returns A new instance of this component with identical parameters and random state.

default_parameters(*cls*)

Returns the default parameters for this component.

Our convention is that Component.default_parameters == Component().parameters.

Returns Default parameters for this component.

Return type dict

describe(*self*, *print_name=False*, *return_dict=False*)

Describe a component and its parameters.

Parameters

- **print_name** (*bool, optional*) – whether to print name of component
- **return_dict** (*bool, optional*) – whether to return description as dictionary in the format {"name": name, "parameters": parameters}

Returns Returns dictionary if return_dict is True, else None.

Return type None or dict

fit(*self*, *X*, *y=None*)

Fits component to data.

Parameters

- **X** (*pd.DataFrame*) – The input training data of shape [n_samples, n_features]
- **y** (*pd.Series, optional*) – The target training data of length [n_samples]

Returns self

Raises **MethodPropertyNotFoundError** – If component does not have a fit method or a component_obj that implements fit.

fit_transform(*self*, *X*, *y=None*)

Fit and transform data using the feature selector.

Parameters

- **X** (*pd.DataFrame*) – The input training data of shape [n_samples, n_features].
- **y** (*pd.Series, optional*) – The target training data of length [n_samples].

Returns Transformed data.

Return type pd.DataFrame

get_names(*self*)

Get names of selected features.

Returns List of the names of features selected.

Return type list[str]

static load(*file_path*)

Loads component at file path.

Parameters **file_path** (*str*) – Location to load file.

Returns ComponentBase object

needs_fitting(*self*)

Returns boolean determining if component needs fitting before calling predict, predict_proba, transform, or feature_importances.

This can be overridden to False for components that do not need to be fit or whose fit methods do nothing.

Returns True.

property parameters(*self*)

Returns the parameters which were used to initialize the component.

save(*self*, *file_path*, *pickle_protocol=cloudpickle.DEFAULT_PROTOCOL*)

Saves component at file path.

Parameters

- **file_path** (*str*) – Location to save file.
- **pickle_protocol** (*int*) – The pickle data stream format.

transform(*self*, *X*, *y=None*)

Transforms input data by selecting features. If the component_obj does not have a transform method, will raise an MethodPropertyNotFoundError exception.

Parameters

- **X** (*pd.DataFrame*) – Data to transform.
- **y** (*pd.Series, optional*) – Target data. Ignored.

Returns Transformed X

Return type pd.DataFrame

Raises **MethodPropertyNotFoundError** – If feature selector does not have a transform method or a component_obj that implements transform

class evalml.pipelines.components.transformers.**SelectByType**(*column_types=None*, *exclude=False*, *random_seed=0*, ***kwargs*)

Selects columns by specified Woodwork logical type or semantic tag in input data.

Parameters

- **column_types** (*string, ww.LogicalType, list(string), list(ww.LogicalType)*) – List of Woodwork types or tags, used to determine which columns to select or exclude.
- **exclude** (*bool*) – If true, exclude the column_types instead of including them. Defaults to False.
- **random_seed** (*int*) – Seed for the random number generator. Defaults to 0.

Attributes

hyperparameter_ranges	{}
modifies_features	True
modifies_target	False
name	Select Columns By Type Transformer
needs_fitting	False
training_only	False

Methods

clone	Constructs a new component with the same parameters and random state.
default_parameters	Returns the default parameters for this component.
describe	Describe a component and its parameters.
fit	Fits the transformer by checking if column names are present in the dataset.
fit_transform	Fits on X and transforms X.
load	Loads component at file path.
parameters	Returns the parameters which were used to initialize the component.
save	Saves component at file path.
transform	Transforms data X by selecting columns.

clone(*self*)

Constructs a new component with the same parameters and random state.

Returns A new instance of this component with identical parameters and random state.

default_parameters(*cls*)

Returns the default parameters for this component.

Our convention is that Component.default_parameters == Component().parameters.

Returns Default parameters for this component.

Return type dict

describe(*self, print_name=False, return_dict=False*)

Describe a component and its parameters.

Parameters

- **print_name** (*bool, optional*) – whether to print name of component

- **return_dict** (*bool, optional*) – whether to return description as dictionary in the format {"name": name, "parameters": parameters}

Returns Returns dictionary if return_dict is True, else None.

Return type None or dict

fit (*self, X, y=None*)

Fits the transformer by checking if column names are present in the dataset.

Parameters

- **X** (*pd.DataFrame*) – Data to check.
- **y** (*pd.Series, ignored*) – Targets.

Returns self

fit_transform (*self, X, y=None*)

Fits on X and transforms X.

Parameters

- **X** (*pd.DataFrame*) – Data to fit and transform.
- **y** (*pd.Series*) – Target data.

Returns Transformed X.

Return type pd.DataFrame

Raises **MethodPropertyNotFoundError** – If transformer does not have a transform method or a component_obj that implements transform.

static load (*file_path*)

Loads component at file path.

Parameters **file_path** (*str*) – Location to load file.

Returns ComponentBase object

property parameters (*self*)

Returns the parameters which were used to initialize the component.

save (*self, file_path, pickle_protocol=cloudpickle.DEFAULT_PROTOCOL*)

Saves component at file path.

Parameters

- **file_path** (*str*) – Location to save file.
- **pickle_protocol** (*int*) – The pickle data stream format.

transform (*self, X, y=None*)

Transforms data X by selecting columns.

Parameters

- **X** (*pd.DataFrame*) – Data to transform.
- **y** (*pd.Series, optional*) – Targets.

Returns Transformed X.

Return type pd.DataFrame

class evalml.pipelines.components.transformers.**SelectColumns**(*columns=None*, *random_seed=0*, ***kwargs*)

Selects specified columns in input data.

Parameters

- **columns** (*list (string)*) – List of column names, used to determine which columns to select. If columns are not present, they will not be selected.
- **random_seed** (*int*) – Seed for the random number generator. Defaults to 0.

Attributes

hyper-parameter_ranges	{}
modifies_features	True
modifies_target	False
name	Select Columns Transformer
needs_fitting	False
training_only	False

Methods

clone	Constructs a new component with the same parameters and random state.
default_parameters	Returns the default parameters for this component.
describe	Describe a component and its parameters.
fit	Fits the transformer by checking if column names are present in the dataset.
fit_transform	Fits on X and transforms X.
load	Loads component at file path.
parameters	Returns the parameters which were used to initialize the component.
save	Saves component at file path.
transform	Transform data using fitted column selector component.

clone(*self*)

Constructs a new component with the same parameters and random state.

Returns A new instance of this component with identical parameters and random state.

default_parameters(*cls*)

Returns the default parameters for this component.

Our convention is that Component.default_parameters == Component().parameters.

Returns Default parameters for this component.

Return type dict

describe(*self*, *print_name=False*, *return_dict=False*)

Describe a component and its parameters.

Parameters

- **print_name** (*bool, optional*) – whether to print name of component
- **return_dict** (*bool, optional*) – whether to return description as dictionary in the format {"name": name, "parameters": parameters}

Returns Returns dictionary if return_dict is True, else None.

Return type None or dict

fit (*self, X, y=None*)

Fits the transformer by checking if column names are present in the dataset.

Parameters

- **X** (*pd.DataFrame*) – Data to check.
- **y** (*pd.Series, optional*) – Targets.

Returns self

fit_transform (*self, X, y=None*)

Fits on X and transforms X.

Parameters

- **X** (*pd.DataFrame*) – Data to fit and transform.
- **y** (*pd.Series*) – Target data.

Returns Transformed X.

Return type pd.DataFrame

Raises **MethodPropertyNotFoundError** – If transformer does not have a transform method or a component_obj that implements transform.

static load (*file_path*)

Loads component at file path.

Parameters **file_path** (*str*) – Location to load file.

Returns ComponentBase object

property parameters (*self*)

Returns the parameters which were used to initialize the component.

save (*self, file_path, pickle_protocol=cloudpickle.DEFAULT_PROTOCOL*)

Saves component at file path.

Parameters

- **file_path** (*str*) – Location to save file.
- **pickle_protocol** (*int*) – The pickle data stream format.

transform (*self, X, y=None*)

Transform data using fitted column selector component.

Parameters

- **X** (*pd.DataFrame*) – The input training data of shape [n_samples, n_features].
- **y** (*pd.Series, optional*) – The target training data of length [n_samples].

Returns Transformed data.

Return type pd.DataFrame

class evalml.pipelines.components.transformers.**SimpleImputer**(*impute_strategy='most_frequent', fill_value=None, random_seed=0, **kwargs*)

Imputes missing data according to a specified imputation strategy.

Parameters

- **impute_strategy** (*string*) – Impute strategy to use. Valid values include "mean", "median", "most_frequent", "constant" for numerical data, and "most_frequent", "constant" for object data types.
- **fill_value** (*string*) – When impute_strategy == "constant", fill_value is used to replace missing data. Defaults to 0 when imputing numerical data and "missing_value" for strings or object data types.
- **random_seed** (*int*) – Seed for the random number generator. Defaults to 0.

Attributes

hyper-parameter_ranges	{ "impute_strategy": ["mean", "median", "most_frequent"]}
modifies_features	True
modifies_target	False
name	Simple Imputer
training_only	False

Methods

clone	Constructs a new component with the same parameters and random state.
default_parameters	Returns the default parameters for this component.
describe	Describe a component and its parameters.
fit	Fits imputer to data. 'None' values are converted to np.nan before imputation and are treated as the same.
fit_transform	Fits on X and transforms X.
load	Loads component at file path.
needs_fitting	Returns boolean determining if component needs fitting before calling predict, predict_proba, transform, or feature_importances.
parameters	Returns the parameters which were used to initialize the component.
save	Saves component at file path.
transform	Transforms input by imputing missing values. 'None' and np.nan values are treated as the same.

clone(*self*)

Constructs a new component with the same parameters and random state.

Returns A new instance of this component with identical parameters and random state.

default_parameters(*cls*)

Returns the default parameters for this component.

Our convention is that Component.default_parameters == Component().parameters.

Returns Default parameters for this component.

Return type dict

describe (*self*, *print_name=False*, *return_dict=False*)

Describe a component and its parameters.

Parameters

- **print_name** (*bool, optional*) – whether to print name of component
- **return_dict** (*bool, optional*) – whether to return description as dictionary in the format {"name": name, "parameters": parameters}

Returns Returns dictionary if return_dict is True, else None.

Return type None or dict

fit (*self*, *X*, *y=None*)

Fits imputer to data. 'None' values are converted to np.nan before imputation and are treated as the same.

Parameters

- **X** (*pd.DataFrame or np.ndarray*) – the input training data of shape [n_samples, n_features]
- **y** (*pd.Series, optional*) – the target training data of length [n_samples]

Returns self

fit_transform (*self*, *X*, *y=None*)

Fits on X and transforms X.

Parameters

- **X** (*pd.DataFrame*) – Data to fit and transform
- **y** (*pd.Series, optional*) – Target data.

Returns Transformed X

Return type pd.DataFrame

static load (*file_path*)

Loads component at file path.

Parameters **file_path** (*str*) – Location to load file.

Returns ComponentBase object

needs_fitting (*self*)

Returns boolean determining if component needs fitting before calling predict, predict_proba, transform, or feature_importances.

This can be overridden to False for components that do not need to be fit or whose fit methods do nothing.

Returns True.

property parameters (*self*)

Returns the parameters which were used to initialize the component.

save (*self*, *file_path*, *pickle_protocol=cloudpickle.DEFAULT_PROTOCOL*)

Saves component at file path.

Parameters

- **file_path** (*str*) – Location to save file.
- **pickle_protocol** (*int*) – The pickle data stream format.

transform(*self*, *X*, *y=None*)

Transforms input by imputing missing values. 'None' and np.nan values are treated as the same.

Parameters

- **X** (*pd.DataFrame*) – Data to transform.
- **y** (*pd.Series, optional*) – Ignored.

Returns Transformed X

Return type pd.DataFrame

class evalml.pipelines.components.transformers.**StandardScaler**(*random_seed=0*, ***kwargs*)

A transformer that standardizes input features by removing the mean and scaling to unit variance.

Parameters **random_seed** (*int*) – Seed for the random number generator. Defaults to 0.

Attributes

hyper-parameter_ranges	{}
modifies_features	True
modifies_target	False
name	Standard Scaler
training_only	False

Methods

clone	Constructs a new component with the same parameters and random state.
default_parameters	Returns the default parameters for this component.
describe	Describe a component and its parameters.
fit	Fits component to data.
fit_transform	Fit and transform data using the standard scaler component.
load	Loads component at file path.
needs_fitting	Returns boolean determining if component needs fitting before calling predict, predict_proba, transform, or feature_importances.
parameters	Returns the parameters which were used to initialize the component.
save	Saves component at file path.
transform	Transform data using the fitted standard scaler.

clone(*self*)

Constructs a new component with the same parameters and random state.

Returns A new instance of this component with identical parameters and random state.

default_parameters(*cls*)

Returns the default parameters for this component.

Our convention is that Component.default_parameters == Component().parameters.

Returns Default parameters for this component.

Return type dict

describe(*self*, *print_name=False*, *return_dict=False*)

Describe a component and its parameters.

Parameters

- **print_name** (*bool, optional*) – whether to print name of component
- **return_dict** (*bool, optional*) – whether to return description as dictionary in the format {"name": name, "parameters": parameters}

Returns Returns dictionary if return_dict is True, else None.

Return type None or dict

fit(*self*, *X*, *y=None*)

Fits component to data.

Parameters

- **X** (*pd.DataFrame*) – The input training data of shape [n_samples, n_features]
- **y** (*pd.Series, optional*) – The target training data of length [n_samples]

Returns self

Raises **MethodPropertyNotFoundError** – If component does not have a fit method or a component_obj that implements fit.

fit_transform(*self*, *X*, *y=None*)

Fit and transform data using the standard scaler component.

Parameters

- **X** (*pd.DataFrame*) – The input training data of shape [n_samples, n_features].
- **y** (*pd.Series, optional*) – The target training data of length [n_samples].

Returns Transformed data.

Return type pd.DataFrame

static load(*file_path*)

Loads component at file path.

Parameters **file_path** (*str*) – Location to load file.

Returns ComponentBase object

needs_fitting(*self*)

Returns boolean determining if component needs fitting before calling predict, predict_proba, transform, or feature_importances.

This can be overridden to False for components that do not need to be fit or whose fit methods do nothing.

Returns True.

property parameters(*self*)
Returns the parameters which were used to initialize the component.

save(*self*, *file_path*, *pickle_protocol=cloudpickle.DEFAULT_PROTOCOL*)
Saves component at file path.

Parameters

- **file_path** (*str*) – Location to save file.
- **pickle_protocol** (*int*) – The pickle data stream format.

transform(*self*, *X*, *y=None*)
Transform data using the fitted standard scaler.

Parameters

- **X** (*pd.DataFrame*) – The input training data of shape [n_samples, n_features].
- **y** (*pd.Series, optional*) – The target training data of length [n_samples].

Returns Transformed data.

Return type pd.DataFrame

class evalml.pipelines.components.transformers.**TargetEncoder**(*cols=None*, *smoothing=1.0*, *handle_unknown='value'*, *handle_missing='value'*, *random_seed=0*, ***kwargs*)

A transformer that encodes categorical features into target encodings.

Parameters

- **cols** (*list*) – Columns to encode. If None, all string columns will be encoded, otherwise only the columns provided will be encoded. Defaults to None
- **smoothing** (*float*) – The smoothing factor to apply. The larger this value is, the more influence the expected target value has on the resulting target encodings. Must be strictly larger than 0. Defaults to 1.0
- **handle_unknown** (*string*) – Determines how to handle unknown categories for a feature encountered. Options are 'value', 'error', nd 'return_nan'. Defaults to 'value', which replaces with the target mean
- **handle_missing** (*string*) – Determines how to handle missing values encountered during *fit* or *transform*. Options are 'value', 'error', and 'return_nan'. Defaults to 'value', which replaces with the target mean
- **random_seed** (*int*) – Seed for the random number generator. Defaults to 0.

Attributes

hyper-parameter_ranges	{}
modifies_features	True
modifies_target	False
name	Target Encoder
training_only	False

Methods

clone	Constructs a new component with the same parameters and random state.
default_parameters	Returns the default parameters for this component.
describe	Describe a component and its parameters.
fit	Fits the target encoder.
fit_transform	Fit and transform data using the target encoder.
get_feature_names	Return feature names for the input features after fitting.
load	Loads component at file path.
needs_fitting	Returns boolean determining if component needs fitting before calling predict, predict_proba, transform, or feature_importances.
parameters	Returns the parameters which were used to initialize the component.
save	Saves component at file path.
transform	Transform data using the fitted target encoder.

clone(*self*)

Constructs a new component with the same parameters and random state.

Returns A new instance of this component with identical parameters and random state.

default_parameters(*cls*)

Returns the default parameters for this component.

Our convention is that Component.default_parameters == Component().parameters.

Returns Default parameters for this component.

Return type dict

describe(*self*, *print_name=False*, *return_dict=False*)

Describe a component and its parameters.

Parameters

- **print_name** (*bool, optional*) – whether to print name of component
- **return_dict** (*bool, optional*) – whether to return description as dictionary in the format {"name": name, "parameters": parameters}

Returns Returns dictionary if return_dict is True, else None.

Return type None or dict

fit (*self*, *X*, *y*)
Fits the target encoder.

Parameters

- **X** (*pd.DataFrame*) – The input training data of shape [n_samples, n_features].
- **y** (*pd.Series, optional*) – The target training data of length [n_samples].

Returns self

fit_transform (*self*, *X*, *y*)
Fit and transform data using the target encoder.

Parameters

- **X** (*pd.DataFrame*) – The input training data of shape [n_samples, n_features].
- **y** (*pd.Series, optional*) – The target training data of length [n_samples].

Returns Transformed data.

Return type pd.DataFrame

get_feature_names (*self*)
Return feature names for the input features after fitting.

Returns The feature names after encoding.

Return type np.array

static load (*file_path*)
Loads component at file path.

Parameters **file_path** (*str*) – Location to load file.

Returns ComponentBase object

needs_fitting (*self*)
Returns boolean determining if component needs fitting before calling predict, predict_proba, transform, or feature_importances.

This can be overridden to False for components that do not need to be fit or whose fit methods do nothing.

Returns True.

property parameters (*self*)
Returns the parameters which were used to initialize the component.

save (*self*, *file_path*, *pickle_protocol=cloudpickle.DEFAULT_PROTOCOL*)
Saves component at file path.

Parameters

- **file_path** (*str*) – Location to save file.
- **pickle_protocol** (*int*) – The pickle data stream format.

transform (*self*, *X*, *y=None*)
Transform data using the fitted target encoder.

Parameters

- **X** (*pd.DataFrame*) – The input training data of shape [n_samples, n_features].
- **y** (*pd.Series, optional*) – The target training data of length [n_samples].

Returns Transformed data.

Return type pd.DataFrame

class evalml.pipelines.components.transformers.**TargetImputer**(*impute_strategy='most_frequent', fill_value=None, random_seed=0, **kwargs*)

Imputes missing target data according to a specified imputation strategy.

Parameters

- **impute_strategy** (*string*) – Impute strategy to use. Valid values include "mean", "median", "most_frequent", "constant" for numerical data, and "most_frequent", "constant" for object data types. Defaults to "most_frequent".
- **fill_value** (*string*) – When impute_strategy == "constant", fill_value is used to replace missing data. Defaults to None which uses 0 when imputing numerical data and "missing_value" for strings or object data types.
- **random_seed** (*int*) – Seed for the random number generator. Defaults to 0.

Attributes

hyper-parameter_ranges	{ "impute_strategy": ["mean", "median", "most_frequent"]}
modifies_features	False
modifies_target	True
name	Target Imputer
training_only	False

Methods

clone	Constructs a new component with the same parameters and random state.
default_parameters	Returns the default parameters for this component.
describe	Describe a component and its parameters.
fit	Fits imputer to target data. 'None' values are converted to np.nan before imputation and are treated as the same.
fit_transform	Fits on and transforms the input target data.
load	Loads component at file path.
needs_fitting	Returns boolean determining if component needs fitting before calling predict, predict_proba, transform, or feature_importances.
parameters	Returns the parameters which were used to initialize the component.
save	Saves component at file path.
transform	Transforms input target data by imputing missing values. 'None' and np.nan values are treated as the same.

clone(*self*)

Constructs a new component with the same parameters and random state.

Returns A new instance of this component with identical parameters and random state.

default_parameters(*cls*)

Returns the default parameters for this component.

Our convention is that Component.default_parameters == Component().parameters.

Returns Default parameters for this component.

Return type dict

describe(*self*, *print_name=False*, *return_dict=False*)

Describe a component and its parameters.

Parameters

- **print_name** (*bool, optional*) – whether to print name of component
- **return_dict** (*bool, optional*) – whether to return description as dictionary in the format {"name": name, "parameters": parameters}

Returns Returns dictionary if return_dict is True, else None.

Return type None or dict

fit(*self*, *X*, *y*)

Fits imputer to target data. 'None' values are converted to np.nan before imputation and are treated as the same.

Parameters

- **X** (*pd.DataFrame or np.ndarray*) – The input training data of shape [n_samples, n_features]. Ignored.
- **y** (*pd.Series, optional*) – The target training data of length [n_samples].

Returns self

Raises **TypeError** – If target is filled with all null values.

fit_transform(*self*, *X*, *y*)

Fits on and transforms the input target data.

Parameters

- **X** (*pd.DataFrame*) – Features. Ignored.
- **y** (*pd.Series*) – Target data to impute.

Returns The original X, transformed y

Return type (pd.DataFrame, pd.Series)

static load(*file_path*)

Loads component at file path.

Parameters **file_path** (*str*) – Location to load file.

Returns ComponentBase object

needs_fitting(*self*)

Returns boolean determining if component needs fitting before calling predict, predict_proba, transform, or feature_importances.

This can be overridden to False for components that do not need to be fit or whose fit methods do nothing.

Returns True.

property parameters(*self*)
Returns the parameters which were used to initialize the component.

save(*self*, *file_path*, *pickle_protocol=cloudpickle.DEFAULT_PROTOCOL*)
Saves component at file path.

Parameters

- **file_path** (*str*) – Location to save file.
- **pickle_protocol** (*int*) – The pickle data stream format.

transform(*self*, *X*, *y*)
Transforms input target data by imputing missing values. 'None' and np.nan values are treated as the same.

Parameters

- **X** (*pd.DataFrame*) – Features. Ignored.
- **y** (*pd.Series*) – Target data to impute.

Returns The original X, transformed y

Return type (pd.DataFrame, pd.Series)

class evalml.pipelines.components.transformers.**TimeSeriesFeaturizer**(*time_index=None*, *max_delay=2*, *gap=0*, *forecast_horizon=1*, *conf_level=0.05*, *rolling_window_size=0.25*, *delay_features=True*, *delay_target=True*, *random_seed=0*, ***kwargs*)

Transformer that delays input features and target variable for time series problems.

This component uses an algorithm based on the autocorrelation values of the target variable to determine which lags to select from the set of all possible lags.

The algorithm is based on the idea that the local maxima of the autocorrelation function indicate the lags that have the most impact on the present time.

The algorithm computes the autocorrelation values and finds the local maxima, called "peaks", that are significant at the given conf_level. Since lags in the range [0, 10] tend to be predictive but not local maxima, the union of the peaks is taken with the significant lags in the range [0, 10]. At the end, only selected lags in the range [0, max_delay] are used.

Parametrizing the algorithm by conf_level lets the AutoMLAlgorithm tune the set of lags chosen so that the chances of finding a good set of lags is higher.

Using conf_level value of 1 selects all possible lags.

Parameters

- **time_index** (*str*) – Name of the column containing the datetime information used to order the data. Ignored.
- **max_delay** (*int*) – Maximum number of time units to delay each feature. Defaults to 2.

- **forecast_horizon** (*int*) – The number of time periods the pipeline is expected to forecast.
- **conf_level** (*float*) – Float in range (0, 1] that determines the confidence interval size used to select which lags to compute from the set of [1, max_delay]. A delay of 1 will always be computed. If 1, selects all possible lags in the set of [1, max_delay], inclusive.
- **rolling_window_size** (*float*) – Float in range (0, 1] that determines the size of the window used for rolling features. Size is computed as rolling_window_size * max_delay.
- **delay_features** (*bool*) – Whether to delay the input features. Defaults to True.
- **delay_target** (*bool*) – Whether to delay the target. Defaults to True.
- **gap** (*int*) – The number of time units between when the features are collected and when the target is collected. For example, if you are predicting the next time step's target, gap=1. This is only needed because when gap=0, we need to be sure to start the lagging of the target variable at 1. Defaults to 1.
- **random_seed** (*int*) – Seed for the random number generator. This transformer performs the same regardless of the random seed provided.

Attributes

hyper-parameter_ranges	Real(0.001, 1.0), "rolling_window_size": Real(0.001, 1.0)}:type: {"conf_level"
modifies_features	True
modifies_target	False
name	Time Series Featurizer
needs_fitting	True
target_colname_prefix	target_delay_{}
training_only	False

Methods

clone	Constructs a new component with the same parameters and random state.
default_parameters	Returns the default parameters for this component.
describe	Describe a component and its parameters.
fit	Fits the DelayFeatureTransformer.
fit_transform	Fit the component and transform the input data.
load	Loads component at file path.
parameters	Returns the parameters which were used to initialize the component.
save	Saves component at file path.
transform	Computes the delayed values and rolling means for X and y.

clone(*self*)

Constructs a new component with the same parameters and random state.

Returns A new instance of this component with identical parameters and random state.

default_parameters(*cls*)

Returns the default parameters for this component.

Our convention is that Component.default_parameters == Component().parameters.

Returns Default parameters for this component.

Return type dict

describe(*self*, *print_name=False*, *return_dict=False*)

Describe a component and its parameters.

Parameters

- **print_name** (*bool, optional*) – whether to print name of component
- **return_dict** (*bool, optional*) – whether to return description as dictionary in the format {"name": name, "parameters": parameters}

Returns Returns dictionary if return_dict is True, else None.

Return type None or dict

fit(*self*, *X*, *y=None*)

Fits the DelayFeatureTransformer.

Parameters

- **X** (*pd.DataFrame or np.ndarray*) – The input training data of shape [n_samples, n_features]
- **y** (*pd.Series, optional*) – The target training data of length [n_samples]

Returns self

Raises **ValueError** – if self.time_index is None

fit_transform(*self*, *X*, *y=None*)

Fit the component and transform the input data.

Parameters

- **X** (*pd.DataFrame*) – Data to transform.
- **y** (*pd.Series, or None*) – Target.

Returns Transformed X.

Return type pd.DataFrame

static load(*file_path*)

Loads component at file path.

Parameters **file_path** (*str*) – Location to load file.

Returns ComponentBase object

property parameters(*self*)

Returns the parameters which were used to initialize the component.

save(*self*, *file_path*, *pickle_protocol=cloudpickle.DEFAULT_PROTOCOL*)

Saves component at file path.

Parameters

- **file_path** (*str*) – Location to save file.

- **pickle_protocol** (*int*) – The pickle data stream format.

transform(*self*, *X*, *y=None*)

Computes the delayed values and rolling means for X and y.

The chosen delays are determined by the autocorrelation function of the target variable. See the class docstring for more information on how they are chosen. If y is None, all possible lags are chosen.

If y is not None, it will also compute the delayed values for the target variable.

The rolling means for all numeric features in X and y, if y is numeric, are also returned.

Parameters

- **X** (*pd.DataFrame or None*) – Data to transform. None is expected when only the target variable is being used.
- **y** (*pd.Series, or None*) – Target.

Returns Transformed X. No original features are returned.

Return type pd.DataFrame

class evalml.pipelines.components.transformers.**Transformer**(*parameters=None*, *component_obj=None*, *random_seed=0*, ***kwargs*)

A component that may or may not need fitting that transforms data. These components are used before an estimator.

To implement a new Transformer, define your own class which is a subclass of Transformer, including a name and a list of acceptable ranges for any parameters to be tuned during the automl search (hyperparameters). Define an *__init__* method which sets up any necessary state and objects. Make sure your *__init__* only uses standard keyword arguments and calls *super().__init__()* with a parameters dict. You may also override the *fit*, *transform*, *fit_transform* and other methods in this class if appropriate.

To see some examples, check out the definitions of any Transformer component.

Parameters

- **parameters** (*dict*) – Dictionary of parameters for the component. Defaults to None.
- **component_obj** (*obj*) – Third-party objects useful in component implementation. Defaults to None.
- **random_seed** (*int*) – Seed for the random number generator. Defaults to 0.

Attributes

modifies_features	True
modifies_target	False
training_only	False

Methods

clone	Constructs a new component with the same parameters and random state.
default_parameters	Returns the default parameters for this component.
describe	Describe a component and its parameters.
fit	Fits component to data.
fit_transform	Fits on X and transforms X.
load	Loads component at file path.
name	Returns string name of this component.
needs_fitting	Returns boolean determining if component needs fitting before calling predict, predict_proba, transform, or feature_importances.
parameters	Returns the parameters which were used to initialize the component.
save	Saves component at file path.
transform	Transforms data X.

clone(*self*)

Constructs a new component with the same parameters and random state.

Returns A new instance of this component with identical parameters and random state.

default_parameters(*cls*)

Returns the default parameters for this component.

Our convention is that Component.default_parameters == Component().parameters.

Returns Default parameters for this component.

Return type dict

describe(*self*, *print_name=False*, *return_dict=False*)

Describe a component and its parameters.

Parameters

- **print_name** (*bool, optional*) – whether to print name of component
- **return_dict** (*bool, optional*) – whether to return description as dictionary in the format {"name": name, "parameters": parameters}

Returns Returns dictionary if return_dict is True, else None.

Return type None or dict

fit(*self*, *X*, *y=None*)

Fits component to data.

Parameters

- **X** (*pd.DataFrame*) – The input training data of shape [n_samples, n_features]
- **y** (*pd.Series, optional*) – The target training data of length [n_samples]

Returns self

Raises **MethodPropertyNotFoundError** – If component does not have a fit method or a component_obj that implements fit.

fit_transform(*self*, *X*, *y=None*)

Fits on X and transforms X.

Parameters

- **X** (*pd.DataFrame*) – Data to fit and transform.
- **y** (*pd.Series*) – Target data.

Returns Transformed X.

Return type pd.DataFrame

Raises **MethodPropertyNotFoundError** – If transformer does not have a transform method or a component_obj that implements transform.

static load(*file_path*)

Loads component at file path.

Parameters **file_path** (*str*) – Location to load file.

Returns ComponentBase object

property name(*cls*)

Returns string name of this component.

needs_fitting(*self*)

Returns boolean determining if component needs fitting before calling predict, predict_proba, transform, or feature_importances.

This can be overridden to False for components that do not need to be fit or whose fit methods do nothing.

Returns True.

property parameters(*self*)

Returns the parameters which were used to initialize the component.

save(*self*, *file_path*, *pickle_protocol=cloudpickle.DEFAULT_PROTOCOL*)

Saves component at file path.

Parameters

- **file_path** (*str*) – Location to save file.
- **pickle_protocol** (*int*) – The pickle data stream format.

abstract transform(*self*, *X*, *y=None*)

Transforms data X.

Parameters

- **X** (*pd.DataFrame*) – Data to transform.
- **y** (*pd.Series, optional*) – Target data.

Returns Transformed X

Return type pd.DataFrame

Raises **MethodPropertyNotFoundError** – If transformer does not have a transform method or a component_obj that implements transform.

class evalml.pipelines.components.transformers.**Undersampler**(*sampling_ratio=0.25*, *sampling_ratio_dict=None*, *min_samples=100*, *min_percentage=0.1*, *random_seed=0*, ***kwargs*)

Initializes an undersampling transformer to downsample the majority classes in the dataset.

This component is only run during training and not during predict.

Parameters

- **sampling_ratio** (*float*) – The smallest minority:majority ratio that is accepted as 'balanced'. For instance, a 1:4 ratio would be represented as 0.25, while a 1:1 ratio is 1.0. Must be between 0 and 1, inclusive. Defaults to 0.25.
- **sampling_ratio_dict** (*dict*) – A dictionary specifying the desired balanced ratio for each target value. For instance, in a binary case where class 1 is the minority, we could specify: *sampling_ratio_dict={0: 0.5, 1: 1}*, which means we would undersample class 0 to have twice the number of samples as class 1 (minority:majority ratio = 0.5), and don't sample class 1. Overrides sampling_ratio if provided. Defaults to None.
- **min_samples** (*int*) – The minimum number of samples that we must have for any class, pre or post sampling. If a class must be downsampled, it will not be downsampled past this value. To determine severe imbalance, the minority class must occur less often than this and must have a class ratio below min_percentage. Must be greater than 0. Defaults to 100.
- **min_percentage** (*float*) – The minimum percentage of the minimum class to total dataset that we tolerate, as long as it is above min_samples. If min_percentage and min_samples are not met, treat this as severely imbalanced, and we will not resample the data. Must be between 0 and 0.5, inclusive. Defaults to 0.1.
- **random_seed** (*int*) – The seed to use for random sampling. Defaults to 0.

Raises

- **ValueError** – If sampling_ratio is not in the range (0, 1].
- **ValueError** – If min_sample is not greater than 0.
- **ValueError** – If min_percentage is not between 0 and 0.5, inclusive.

Attributes

hyper-parameter_ranges	{}
modifies_features	True
modifies_target	True
name	Undersampler
training_only	True

Methods

clone	Constructs a new component with the same parameters and random state.
default_parameters	Returns the default parameters for this component.
describe	Describe a component and its parameters.
fit	Fits the sampler to the data.
fit_resample	Resampling technique for this sampler.
fit_transform	Fit and transform data using the sampler component.
load	Loads component at file path.

continues on next page

Table 565 – continued from previous page

needs_fitting	Returns boolean determining if component needs fitting before calling predict, predict_proba, transform, or feature_importances.
parameters	Returns the parameters which were used to initialize the component.
save	Saves component at file path.
transform	Transforms the input data by sampling the data.

clone(*self*)

Constructs a new component with the same parameters and random state.

Returns A new instance of this component with identical parameters and random state.

default_parameters(*cls*)

Returns the default parameters for this component.

Our convention is that Component.default_parameters == Component().parameters.

Returns Default parameters for this component.

Return type dict

describe(*self*, *print_name=False*, *return_dict=False*)

Describe a component and its parameters.

Parameters

- **print_name** (*bool, optional*) – whether to print name of component
- **return_dict** (*bool, optional*) – whether to return description as dictionary in the format {"name": name, "parameters": parameters}

Returns Returns dictionary if return_dict is True, else None.

Return type None or dict

fit(*self*, *X*, *y*)

Fits the sampler to the data.

Parameters

- **X** (*pd.DataFrame*) – Input features.
- **y** (*pd.Series*) – Target.

Returns self

Raises **ValueError** – If y is None.

fit_resample(*self*, *X*, *y*)

Resampling technique for this sampler.

Parameters

- **X** (*pd.DataFrame*) – Training data to fit and resample.
- **y** (*pd.Series*) – Training data targets to fit and resample.

Returns Indices to keep for training data.

Return type list

fit_transform(*self*, *X*, *y*)

Fit and transform data using the sampler component.

Parameters

- **X** (*pd.DataFrame*) – The input training data of shape [n_samples, n_features].
- **y** (*pd.Series, optional*) – The target training data of length [n_samples].

Returns Transformed data.

Return type (pd.DataFrame, pd.Series)

static load(*file_path*)

Loads component at file path.

Parameters **file_path** (*str*) – Location to load file.

Returns ComponentBase object

needs_fitting(*self*)

Returns boolean determining if component needs fitting before calling predict, predict_proba, transform, or feature_importances.

This can be overridden to False for components that do not need to be fit or whose fit methods do nothing.

Returns True.

property parameters(*self*)

Returns the parameters which were used to initialize the component.

save(*self*, *file_path*, *pickle_protocol=cloudpickle.DEFAULT_PROTOCOL*)

Saves component at file path.

Parameters

- **file_path** (*str*) – Location to save file.
- **pickle_protocol** (*int*) – The pickle data stream format.

transform(*self*, *X*, *y=None*)

Transforms the input data by sampling the data.

Parameters

- **X** (*pd.DataFrame*) – Training features.
- **y** (*pd.Series*) – Target.

Returns Transformed features and target.

Return type pd.DataFrame, pd.Series

class evalml.pipelines.components.transformers.**URLFeaturizer**(*random_seed=0*, ***kwargs*)

Transformer that can automatically extract features from URL.

Parameters **random_seed** (*int*) – Seed for the random number generator. Defaults to 0.

Attributes

hyper-parameter_ranges	{}
modifies_features	True
modifies_target	False
name	URL Featurizer
training_only	False

Methods

clone	Constructs a new component with the same parameters and random state.
default_parameters	Returns the default parameters for this component.
describe	Describe a component and its parameters.
fit	Fits component to data.
fit_transform	Fits on X and transforms X.
load	Loads component at file path.
needs_fitting	Returns boolean determining if component needs fitting before calling predict, predict_proba, transform, or feature_importances.
parameters	Returns the parameters which were used to initialize the component.
save	Saves component at file path.
transform	Transforms data X.

clone(*self*)

Constructs a new component with the same parameters and random state.

Returns A new instance of this component with identical parameters and random state.

default_parameters(*cls*)

Returns the default parameters for this component.

Our convention is that Component.default_parameters == Component().parameters.

Returns Default parameters for this component.

Return type dict

describe(*self*, *print_name=False*, *return_dict=False*)

Describe a component and its parameters.

Parameters

- **print_name** (*bool, optional*) – whether to print name of component
- **return_dict** (*bool, optional*) – whether to return description as dictionary in the format {"name": name, "parameters": parameters}

Returns Returns dictionary if return_dict is True, else None.

Return type None or dict

fit(*self*, *X*, *y=None*)

Fits component to data.

Parameters

- **X** (*pd.DataFrame*) – The input training data of shape [n_samples, n_features]
- **y** (*pd.Series, optional*) – The target training data of length [n_samples]

Returns self

Raises **MethodPropertyNotFoundError** – If component does not have a fit method or a component_obj that implements fit.

fit_transform(*self*, *X*, *y=None*)

Fits on X and transforms X.

Parameters

- **X** (*pd.DataFrame*) – Data to fit and transform.
- **y** (*pd.Series*) – Target data.

Returns Transformed X.

Return type pd.DataFrame

Raises **MethodPropertyNotFoundError** – If transformer does not have a transform method or a component_obj that implements transform.

static load(*file_path*)

Loads component at file path.

Parameters **file_path** (*str*) – Location to load file.

Returns ComponentBase object

needs_fitting(*self*)

Returns boolean determining if component needs fitting before calling predict, predict_proba, transform, or feature_importances.

This can be overridden to False for components that do not need to be fit or whose fit methods do nothing.

Returns True.

property parameters(*self*)

Returns the parameters which were used to initialize the component.

save(*self*, *file_path*, *pickle_protocol=cloudpickle.DEFAULT_PROTOCOL*)

Saves component at file path.

Parameters

- **file_path** (*str*) – Location to save file.
- **pickle_protocol** (*int*) – The pickle data stream format.

transform(*self*, *X*, *y=None*)

Transforms data X.

Parameters

- **X** (*pd.DataFrame*) – Data to transform.
- **y** (*pd.Series, optional*) – Target data.

Returns Transformed X

Return type pd.DataFrame

Raises **MethodPropertyNotFoundError** – If transformer does not have a transform method or a component_obj that implements transform.

Submodules

component_base

Base class for all components.

Module Contents

Classes Summary

ComponentBase	Base class for all components.

Contents

class evalml.pipelines.components.component_base.**ComponentBase**(*parameters=None, component_obj=None, random_seed=0, **kwargs*)

Base class for all components.

Parameters

- **parameters** (*dict*) – Dictionary of parameters for the component. Defaults to None.
- **component_obj** (*obj*) – Third-party objects useful in component implementation. Defaults to None.
- **random_seed** (*int*) – Seed for the random number generator. Defaults to 0.

Methods

clone	Constructs a new component with the same parameters and random state.
default_parameters	Returns the default parameters for this component.
describe	Describe a component and its parameters.
fit	Fits component to data.
load	Loads component at file path.
modifies_features	Returns whether this component modifies (subsets or transforms) the features variable during transform.
modifies_target	Returns whether this component modifies (subsets or transforms) the target variable during transform.
name	Returns string name of this component.
needs_fitting	Returns boolean determining if component needs fitting before calling predict, predict_proba, transform, or feature_importances.

continues on next page

Table 568 – continued from previous page

parameters	Returns the parameters which were used to initialize the component.
save	Saves component at file path.
training_only	Returns whether or not this component should be evaluated during training-time only, or during both training and prediction time.

clone (*self*)

Constructs a new component with the same parameters and random state.

Returns A new instance of this component with identical parameters and random state.

default_parameters (*cls*)

Returns the default parameters for this component.

Our convention is that Component.default_parameters == Component().parameters.

Returns Default parameters for this component.

Return type dict

describe (*self*, *print_name=False*, *return_dict=False*)

Describe a component and its parameters.

Parameters

- **print_name** (*bool, optional*) – whether to print name of component
- **return_dict** (*bool, optional*) – whether to return description as dictionary in the format {"name": name, "parameters": parameters}

Returns Returns dictionary if return_dict is True, else None.

Return type None or dict

fit (*self*, *X*, *y=None*)

Fits component to data.

Parameters

- **X** (*pd.DataFrame*) – The input training data of shape [n_samples, n_features]
- **y** (*pd.Series, optional*) – The target training data of length [n_samples]

Returns self

Raises **MethodPropertyNotFoundError** – If component does not have a fit method or a component_obj that implements fit.

static load (*file_path*)

Loads component at file path.

Parameters **file_path** (*str*) – Location to load file.

Returns ComponentBase object

property modifies_features (*cls*)

Returns whether this component modifies (subsets or transforms) the features variable during transform.

For Estimator objects, this attribute determines if the return value from *predict* or *predict_proba* should be used as features or targets.

property modifies_target(*cls*)
Returns whether this component modifies (subsets or transforms) the target variable during transform.

For Estimator objects, this attribute determines if the return value from *predict* or *predict_proba* should be used as features or targets.

property name(*cls*)
Returns string name of this component.

needs_fitting(*self*)
Returns boolean determining if component needs fitting before calling predict, predict_proba, transform, or feature_importances.

This can be overridden to False for components that do not need to be fit or whose fit methods do nothing.

Returns True.

property parameters(*self*)
Returns the parameters which were used to initialize the component.

save(*self*, *file_path*, *pickle_protocol=cloudpickle.DEFAULT_PROTOCOL*)
Saves component at file path.

Parameters

- **file_path** (*str*) – Location to save file.
- **pickle_protocol** (*int*) – The pickle data stream format.

property training_only(*cls*)
Returns whether or not this component should be evaluated during training-time only, or during both training and prediction time.

component_base_meta

Metaclass that overrides creating a new component by wrapping methods with validators and setters.

Module Contents

Classes Summary

ComponentBaseMeta	Metaclass that overrides creating a new component by wrapping methods with validators and setters.

Contents

class `evalml.pipelines.components.component_base_meta.`**`ComponentBaseMeta`**

Metaclass that overrides creating a new component by wrapping methods with validators and setters.

Attributes

FIT_METHODS	['fit', 'fit_transform']
METHODS_TO_CHECK	['predict', 'predict_proba', 'transform', 'inverse_transform']
PROPERTIES_TO_CHECK	['feature_importance']

Methods

`check_for_fit`	*check_for_fit* wraps a method that validates if *self._is_fitted* is *True*.
`register`	Register a virtual subclass of an ABC.
`set_fit`	Wrapper for the fit method.

classmethod check_for_fit(*cls*, *method*)

check_for_fit wraps a method that validates if *self._is_fitted* is *True*.

It raises an exception if *False* and calls and returns the wrapped method if *True*.

Parameters **method** (`callable`) – Method to wrap.

Returns The wrapped method.

Raises **ComponentNotYetFittedError** – If component is not yet fitted.

register(*cls*, *subclass*)

Register a virtual subclass of an ABC.

Returns the subclass, to allow usage as a class decorator.

classmethod set_fit(*cls*, *method*)

Wrapper for the fit method.

utils

Utility methods for EvalML components.

Module Contents

Classes Summary

`WrappedSKClassifier`	Scikit-learn classifier wrapper class.
`WrappedSKRegressor`	Scikit-learn regressor wrapper class.

Functions

all_components	Get all available components.
allowed_model_families	List the model types allowed for a particular problem type.
generate_component_code	Creates and returns a string that contains the Python imports and code required for running the EvalML component.
get_estimators	Returns the estimators allowed for a particular problem type.
handle_component_class	Standardizes input from a string name to a ComponentBase subclass if necessary.
make_balancing_dictionary	Makes dictionary for oversampler components. Find ratio of each class to the majority. If the ratio is smaller than the sampling_ratio, we want to oversample, otherwise, we don't want to sample at all, and we leave the data as is.
scikit_learn_wrapped_estimator	Wraps an EvalML object as a scikit-learn estimator.

Contents

`evalml.pipelines.components.utils.`**`all_components`**`()`

Get all available components.

`evalml.pipelines.components.utils.`**`allowed_model_families`**`(`*problem_type*`)`

List the model types allowed for a particular problem type.

Parameters **`problem_type`** (*`ProblemTypes or str`*) – ProblemTypes enum or string.

Returns A list of model families.

Return type list[ModelFamily]

`evalml.pipelines.components.utils.`**`generate_component_code`**`(`*element*`)`

Creates and returns a string that contains the Python imports and code required for running the EvalML component.

Parameters **`element`** (*`component instance`*) – The instance of the component to generate string Python code for.

Returns String representation of Python code that can be run separately in order to recreate the component instance. Does not include code for custom component implementation.

Raises **`ValueError`** – If the input element is not a component instance.

Examples

```
>>> from evalml.pipelines.components.estimators.regressors.decision_tree_
↪regressor import DecisionTreeRegressor
>>> assert generate_component_code(DecisionTreeRegressor()) == "from evalml.
↪pipelines.components.estimators.regressors.decision_tree_regressor import␣
↪DecisionTreeRegressor\n\ndecisionTreeRegressor = DecisionTreeRegressor(**{
↪'criterion': 'mse', 'max_features': 'auto', 'max_depth': 6, 'min_samples_split':
↪ 2, 'min_weight_fraction_leaf': 0.0})"
...
>>> from evalml.pipelines.components.transformers.imputers.simple_imputer import␣
↪SimpleImputer
>>> assert generate_component_code(SimpleImputer()) == "from evalml.pipelines.
↪components.transformers.imputers.simple_imputer import SimpleImputer\n\
↪nsimpleImputer = SimpleImputer(**{'impute_strategy': 'most_frequent', 'fill_
↪value': None})"
```

`evalml.pipelines.components.utils.`**`get_estimators`**(*problem_type*, *model_families=None*)

Returns the estimators allowed for a particular problem type.

Can also optionally filter by a list of model types.

Parameters

- **problem_type** (*ProblemTypes or str*) – Problem type to filter for.
- **model_families** (*list[ModelFamily] or list[str]*) – Model families to filter for.

Returns A list of estimator subclasses.

Return type list[class]

Raises

- **TypeError** – If the model_families parameter is not a list.
- **RuntimeError** – If a model family is not valid for the problem type.

`evalml.pipelines.components.utils.`**`handle_component_class`**(*component_class*)

Standardizes input from a string name to a ComponentBase subclass if necessary.

If a str is provided, will attempt to look up a ComponentBase class by that name and return a new instance. Otherwise if a ComponentBase subclass or Component instance is provided, will return that without modification.

Parameters **component_class** (*str, ComponentBase*) – Input to be standardized.

Returns ComponentBase

Raises

- **ValueError** – If input is not a valid component class.
- **MissingComponentError** – If the component cannot be found.

Examples

```
>>> from evalml.pipelines.components.estimators.regressors.decision_tree_
↪regressor import DecisionTreeRegressor
>>> handle_component_class(DecisionTreeRegressor)
<class 'evalml.pipelines.components.estimators.regressors.decision_tree_regressor.
↪DecisionTreeRegressor'>
>>> handle_component_class("Random Forest Regressor")
<class 'evalml.pipelines.components.estimators.regressors.rf_regressor.
↪RandomForestRegressor'>
```

evalml.pipelines.components.utils.**make_balancing_dictionary**(*y*, *sampling_ratio*)

Makes dictionary for oversampler components. Find ratio of each class to the majority. If the ratio is smaller than the sampling_ratio, we want to oversample, otherwise, we don't want to sample at all, and we leave the data as is.

Parameters

- **y** (*pd.Series*) – Target data.
- **sampling_ratio** (*float*) – The balanced ratio we want the samples to meet.

Returns Dictionary where keys are the classes, and the corresponding values are the counts of samples for each class that will satisfy sampling_ratio.

Return type dict

Raises **ValueError** – If sampling ratio is not in the range (0, 1] or the target is empty.

Examples

```
>>> import pandas as pd
>>> y = pd.Series([1] * 4 + [2] * 8 + [3])
>>> assert make_balancing_dictionary(y, 0.5) == {2: 8, 1: 4, 3: 4}
>>> assert make_balancing_dictionary(y, 0.9) == {2: 8, 1: 7, 3: 7}
>>> assert make_balancing_dictionary(y, 0.1) == {2: 8, 1: 4, 3: 1}
```

evalml.pipelines.components.utils.**scikit_learn_wrapped_estimator**(*evalml_obj*)

Wraps an EvalML object as a scikit-learn estimator.

class evalml.pipelines.components.utils.**WrappedSKClassifier**(*pipeline*)

Scikit-learn classifier wrapper class.

Methods

fit	Fits component to data.
get_params	Get parameters for this estimator.
predict	Make predictions using selected features.
predict_proba	Make probability estimates for labels.
score	Return the mean accuracy on the given test data and labels.
set_params	Set the parameters of this estimator.

fit(*self*, *X*, *y*)

Fits component to data.

Parameters

- **X** (*pd.DataFrame or np.ndarray*) – The input training data of shape [n_samples, n_features].
- **y** (*pd.Series, optional*) – The target training data of length [n_samples].

Returns self

get_params (*self, deep=True*)

Get parameters for this estimator.

Parameters **deep** (*bool, default=True*) – If True, will return the parameters for this estimator and contained subobjects that are estimators.

Returns **params** – Parameter names mapped to their values.

Return type dict

predict (*self, X*)

Make predictions using selected features.

Parameters **X** (*pd.DataFrame*) – Features

Returns Predicted values.

Return type np.ndarray

predict_proba (*self, X*)

Make probability estimates for labels.

Parameters **X** (*pd.DataFrame*) – Features.

Returns Probability estimates.

Return type np.ndarray

score (*self, X, y, sample_weight=None*)

Return the mean accuracy on the given test data and labels.

In multi-label classification, this is the subset accuracy which is a harsh metric since you require for each sample that each label set be correctly predicted.

Parameters

- **X** (*array-like of shape (n_samples, n_features)*) – Test samples.
- **y** (*array-like of shape (n_samples,) or (n_samples, n_outputs)*) – True labels for *X*.
- **sample_weight** (*array-like of shape (n_samples,), default=None*) – Sample weights.

Returns **score** – Mean accuracy of `self.predict(X)` wrt. *y*.

Return type float

set_params (*self, **params*)

Set the parameters of this estimator.

The method works on simple estimators as well as on nested objects (such as `Pipeline`). The latter have parameters of the form `<component>__<parameter>` so that it's possible to update each component of a nested object.

Parameters ****params** (*dict*) – Estimator parameters.

Returns **self** – Estimator instance.

Return type estimator instance

class evalml.pipelines.components.utils.**WrappedSKRegressor**(*pipeline*)

Scikit-learn regressor wrapper class.

Methods

fit	Fits component to data.
get_params	Get parameters for this estimator.
predict	Make predictions using selected features.
score	Return the coefficient of determination of the prediction.
set_params	Set the parameters of this estimator.

fit(*self*, *X*, *y*)

Fits component to data.

Parameters

- **X** (*pd.DataFrame or np.ndarray*) – the input training data of shape [n_samples, n_features]
- **y** (*pd.Series, optional*) – the target training data of length [n_samples]

Returns self

get_params(*self*, *deep=True*)

Get parameters for this estimator.

Parameters **deep** (*bool, default=True*) – If True, will return the parameters for this estimator and contained subobjects that are estimators.

Returns **params** – Parameter names mapped to their values.

Return type dict

predict(*self*, *X*)

Make predictions using selected features.

Parameters **X** (*pd.DataFrame*) – Features.

Returns Predicted values.

Return type np.ndarray

score(*self*, *X*, *y*, *sample_weight=None*)

Return the coefficient of determination of the prediction.

The coefficient of determination R^2 is defined as $(1 - \frac{u}{v})$, where u is the residual sum of squares `((y_true - y_pred)** 2).sum()` and v is the total sum of squares `((y_true - y_true.mean()) ** 2).sum()`. The best possible score is 1.0 and it can be negative (because the model can be arbitrarily worse). A constant model that always predicts the expected value of *y*, disregarding the input features, would get a R^2 score of 0.0.

Parameters

- **X** (*array-like of shape (n_samples, n_features)*) – Test samples. For some estimators this may be a precomputed kernel matrix or a list of generic objects instead with shape `(n_samples, n_samples_fitted)`, where `n_samples_fitted` is the number of samples used in the fitting for the estimator.
- **y** (*array-like of shape (n_samples,) or (n_samples, n_outputs)*) – True values for *X*.

- **sample_weight** (*array-like of shape (n_samples,), default=None*) – Sample weights.

Returns **score** – R^2 of `self.predict(X)` wrt. y.

Return type float

Notes

The R^2 score used when calling `score` on a regressor uses `multioutput='uniform_average'` from version 0.23 to keep consistent with default value of `r2_score()`. This influences the `score` method of all the multioutput regressors (except for `MultiOutputRegressor`).

set_params(*self*, ***params*)

Set the parameters of this estimator.

The method works on simple estimators as well as on nested objects (such as `Pipeline`). The latter have parameters of the form `<component>__<parameter>` so that it's possible to update each component of a nested object.

Parameters ****params** (*dict*) – Estimator parameters.

Returns **self** – Estimator instance.

Return type estimator instance

Package Contents

Classes Summary

ARIMARegressor	Autoregressive Integrated Moving Average Model. The three parameters (p, d, q) are the AR order, the degree of differencing, and the MA order. More information here: https://www.statsmodels.org/devel/generated/statsmodels.tsa.arima_model.ARIMA.html.
BaselineClassifier	Classifier that predicts using the specified strategy.
BaselineRegressor	Baseline regressor that uses a simple strategy to make predictions. This is useful as a simple baseline regressor to compare with other regressors.
CatBoostClassifier	CatBoost Classifier, a classifier that uses gradient-boosting on decision trees. CatBoost is an open-source library and natively supports categorical features.
CatBoostRegressor	CatBoost Regressor, a regressor that uses gradient-boosting on decision trees. CatBoost is an open-source library and natively supports categorical features.
ComponentBase	Base class for all components.
ComponentBaseMeta	Metaclass that overrides creating a new component by wrapping methods with validators and setters.
DateTimeFeaturizer	Transformer that can automatically extract features from datetime columns.
DecisionTreeClassifier	Decision Tree Classifier.
DecisionTreeRegressor	Decision Tree Regressor.

continues on next page

Table 575 – continued from previous page

DFSTransformer	Featuretools DFS component that generates features for the input features.
DropColumns	Drops specified columns in input data.
DropNullColumns	Transformer to drop features whose percentage of NaN values exceeds a specified threshold.
DropRowsTransformer	Transformer to drop rows specified by row indices.
ElasticNetClassifier	Elastic Net Classifier. Uses Logistic Regression with elasticnet penalty as the base estimator.
ElasticNetRegressor	Elastic Net Regressor.
EmailFeaturizer	Transformer that can automatically extract features from emails.
Estimator	A component that fits and predicts given data.
ExponentialSmoothingRegressor	Holt-Winters Exponential Smoothing Forecaster.
ExtraTreesClassifier	Extra Trees Classifier.
ExtraTreesRegressor	Extra Trees Regressor.
FeatureSelector	Selects top features based on importance weights.
Imputer	Imputes missing data according to a specified imputation strategy.
KNeighborsClassifier	K-Nearest Neighbors Classifier.
LabelEncoder	A transformer that encodes target labels using values between 0 and num_classes - 1.
LightGBMClassifier	LightGBM Classifier.
LightGBMRegressor	LightGBM Regressor.
LinearDiscriminantAnalysis	Reduces the number of features by using Linear Discriminant Analysis.
LinearRegressor	Linear Regressor.
LogisticRegressionClassifier	Logistic Regression Classifier.
LogTransformer	Applies a log transformation to the target data.
LSA	Transformer to calculate the Latent Semantic Analysis Values of text input.
NaturalLanguageFeaturizer	Transformer that can automatically featurize text columns using featuretools' nlp_primitives.
OneHotEncoder	A transformer that encodes categorical features in a one-hot numeric array.
Oversampler	SMOTE Oversampler component. Will automatically select whether to use SMOTE, SMOTEN, or SMOTENC based on inputs to the component.
PCA	Reduces the number of features by using Principal Component Analysis (PCA).
PerColumnImputer	Imputes missing data according to a specified imputation strategy per column.
PolynomialDetrender	Removes trends from time series by fitting a polynomial to the data.
ProphetRegressor	Prophet is a procedure for forecasting time series data based on an additive model where non-linear trends are fit with yearly, weekly, and daily seasonality, plus holiday effects. It works best with time series that have strong seasonal effects and several seasons of historical data. Prophet is robust to missing data and shifts in the trend, and typically handles outliers well.
RandomForestClassifier	Random Forest Classifier.

continues on next page

Table 575 – continued from previous page

RandomForestRegressor	Random Forest Regressor.
ReplaceNullableTypes	Transformer to replace features with the new nullable dtypes with a dtype that is compatible in EvalML.
RFClassifierSelectFromModel	Selects top features based on importance weights using a Random Forest classifier.
RFRegressorSelectFromModel	Selects top features based on importance weights using a Random Forest regressor.
SelectByType	Selects columns by specified Woodwork logical type or semantic tag in input data.
SelectColumns	Selects specified columns in input data.
SimpleImputer	Imputes missing data according to a specified imputation strategy.
StackedEnsembleClassifier	Stacked Ensemble Classifier.
StackedEnsembleRegressor	Stacked Ensemble Regressor.
StandardScaler	A transformer that standardizes input features by removing the mean and scaling to unit variance.
SVMClassifier	Support Vector Machine Classifier.
SVMRegressor	Support Vector Machine Regressor.
TargetEncoder	A transformer that encodes categorical features into target encodings.
TargetImputer	Imputes missing target data according to a specified imputation strategy.
TimeSeriesBaselineEstimator	Time series estimator that predicts using the naive forecasting approach.
TimeSeriesFeaturizer	Transformer that delays input features and target variable for time series problems.
Transformer	A component that may or may not need fitting that transforms data. These components are used before an estimator.
Undersampler	Initializes an undersampling transformer to downsample the majority classes in the dataset.
URLFeaturizer	Transformer that can automatically extract features from URL.
VowpalWabbitBinaryClassifier	Vowpal Wabbit Binary Classifier.
VowpalWabbitMulticlassClassifier	Vowpal Wabbit Multiclass Classifier.
VowpalWabbitRegressor	Vowpal Wabbit Regressor.
XGBoostClassifier	XGBoost Classifier.
XGBoostRegressor	XGBoost Regressor.

Contents

class evalml.pipelines.components.**ARIMARegressor**(*time_index=None, trend=None, start_p=2, d=0, start_q=2, max_p=5, max_d=2, max_q=5, seasonal=True, n_jobs=- 1, random_seed=0, **kwargs*)

Autoregressive Integrated Moving Average Model. The three parameters (p, d, q) are the AR order, the degree of differencing, and the MA order. More information here: https://www.statsmodels.org/devel/generated/statsmodels.tsa.arima_model.ARIMA.html.

Currently ARIMARegressor isn't supported via conda install. It's recommended that it be installed via PyPI.

Parameters

- **time_index** (*str*) – Specifies the name of the column in X that provides the datetime objects. Defaults to None.
- **trend** (*str*) – Controls the deterministic trend. Options are ['n', 'c', 't', 'ct'] where 'c' is a constant term, 't' indicates a linear trend, and 'ct' is both. Can also be an iterable when defining a polynomial, such as [1, 1, 0, 1].
- **start_p** (*int*) – Minimum Autoregressive order. Defaults to 2.
- **d** (*int*) – Minimum Differencing degree. Defaults to 0.
- **start_q** (*int*) – Minimum Moving Average order. Defaults to 2.
- **max_p** (*int*) – Maximum Autoregressive order. Defaults to 5.
- **max_d** (*int*) – Maximum Differencing degree. Defaults to 2.
- **max_q** (*int*) – Maximum Moving Average order. Defaults to 5.
- **seasonal** (*boolean*) – Whether to fit a seasonal model to ARIMA. Defaults to True.
- **n_jobs** (*int or None*) – Non-negative integer describing level of parallelism used for pipelines. Defaults to -1.
- **random_seed** (*int*) – Seed for the random number generator. Defaults to 0.

Attributes

hyper-parameter_ranges	{ "start_p": Integer(1, 3), "d": Integer(0, 2), "start_q": Integer(1, 3), "max_p": Integer(3, 10), "max_d": Integer(2, 5), "max_q": Integer(3, 10), "seasonal": [True, False],}
model_family	ModelFamily.ARIMA
modifies_features	True
modifies_target	False
name	ARIMA Regressor
supported_problem_types	[ProblemTypes.TIME_SERIES_REGRESSION]
training_only	False

Methods

clone	Constructs a new component with the same parameters and random state.
default_parameters	Returns the default parameters for this component.
describe	Describe a component and its parameters.
feature_importance	Returns array of 0's with a length of 1 as feature_importance is not defined for ARIMA regressor.
fit	Fits ARIMA regressor to data.
load	Loads component at file path.
needs_fitting	Returns boolean determining if component needs fitting before calling predict, predict_proba, transform, or feature_importances.

continues on next page

Table 576 – continued from previous page

parameters	Returns the parameters which were used to initialize the component.
predict	Make predictions using fitted ARIMA regressor.
predict_proba	Make probability estimates for labels.
save	Saves component at file path.

clone (*self*)

Constructs a new component with the same parameters and random state.

Returns A new instance of this component with identical parameters and random state.

default_parameters (*cls*)

Returns the default parameters for this component.

Our convention is that Component.default_parameters == Component().parameters.

Returns Default parameters for this component.

Return type dict

describe (*self*, *print_name=False*, *return_dict=False*)

Describe a component and its parameters.

Parameters

- **print_name** (*bool, optional*) – whether to print name of component
- **return_dict** (*bool, optional*) – whether to return description as dictionary in the format {"name": name, "parameters": parameters}

Returns Returns dictionary if return_dict is True, else None.

Return type None or dict

property feature_importance (*self*)

Returns array of 0's with a length of 1 as feature_importance is not defined for ARIMA regressor.

fit (*self*, *X*, *y=None*)

Fits ARIMA regressor to data.

Parameters

- **X** (*pd.DataFrame*) – The input training data of shape [n_samples, n_features].
- **y** (*pd.Series*) – The target training data of length [n_samples].

Returns self

Raises **ValueError** – If X was passed to *fit* but not passed in *predict*.

static load (*file_path*)

Loads component at file path.

Parameters **file_path** (*str*) – Location to load file.

Returns ComponentBase object

needs_fitting (*self*)

Returns boolean determining if component needs fitting before calling predict, predict_proba, transform, or feature_importances.

This can be overridden to False for components that do not need to be fit or whose fit methods do nothing.

Returns True.

property parameters(*self*)

Returns the parameters which were used to initialize the component.

predict(*self*, *X*, *y=None*)

Make predictions using fitted ARIMA regressor.

Parameters

- **X** (*pd.DataFrame*) – Data of shape [n_samples, n_features].
- **y** (*pd.Series*) – Target data.

Returns Predicted values.

Return type pd.Series

Raises **ValueError** – If X was passed to *fit* but not passed in *predict*.

predict_proba(*self*, *X*)

Make probability estimates for labels.

Parameters **X** (*pd.DataFrame*) – Features.

Returns Probability estimates.

Return type pd.Series

Raises **MethodPropertyNotFoundError** – If estimator does not have a predict_proba method or a component_obj that implements predict_proba.

save(*self*, *file_path*, *pickle_protocol=cloudpickle.DEFAULT_PROTOCOL*)

Saves component at file path.

Parameters

- **file_path** (*str*) – Location to save file.
- **pickle_protocol** (*int*) – The pickle data stream format.

class evalml.pipelines.components.**BaselineClassifier**(*strategy='mode', random_seed=0, **kwargs*)

Classifier that predicts using the specified strategy.

This is useful as a simple baseline classifier to compare with other classifiers.

Parameters

- **strategy** (*str*) – Method used to predict. Valid options are "mode", "random" and "random_weighted". Defaults to "mode".
- **random_seed** (*int*) – Seed for the random number generator. Defaults to 0.

Attributes

hyper-parameter_ranges	{}
model_family	ModelFamily.BASELINE
modifies_features	True
modifies_target	False
name	Baseline Classifier
supported_problem_types	[ProblemTypes.BINARY, ProblemTypes.MULTICLASS]
training_only	False

Methods

*classes_*	Returns class labels. Will return None before fitting.
clone	Constructs a new component with the same parameters and random state.
default_parameters	Returns the default parameters for this component.
describe	Describe a component and its parameters.
feature_importance	Returns importance associated with each feature. Since baseline classifiers do not use input features to calculate predictions, returns an array of zeroes.
fit	Fits baseline classifier component to data.
load	Loads component at file path.
needs_fitting	Returns boolean determining if component needs fitting before calling predict, predict_proba, transform, or feature_importances.
parameters	Returns the parameters which were used to initialize the component.
predict	Make predictions using the baseline classification strategy.
predict_proba	Make prediction probabilities using the baseline classification strategy.
save	Saves component at file path.

property classes_(*self*)

Returns class labels. Will return None before fitting.

Returns Class names

Return type list[str] or list(float)

clone(*self*)

Constructs a new component with the same parameters and random state.

Returns A new instance of this component with identical parameters and random state.

default_parameters(*cls*)

Returns the default parameters for this component.

Our convention is that Component.default_parameters == Component().parameters.

Returns Default parameters for this component.

Return type dict

describe (*self*, *print_name=False*, *return_dict=False*)

Describe a component and its parameters.

Parameters

- **print_name** (*bool, optional*) – whether to print name of component
- **return_dict** (*bool, optional*) – whether to return description as dictionary in the format {"name": name, "parameters": parameters}

Returns Returns dictionary if return_dict is True, else None.

Return type None or dict

property feature_importance (*self*)

Returns importance associated with each feature. Since baseline classifiers do not use input features to calculate predictions, returns an array of zeroes.

Returns An array of zeroes

Return type np.ndarray (float)

fit (*self*, *X*, *y=None*)

Fits baseline classifier component to data.

Parameters

- **X** (*pd.DataFrame*) – The input training data of shape [n_samples, n_features].
- **y** (*pd.Series*) – The target training data of length [n_samples].

Returns self

Raises **ValueError** – If y is None.

static load (*file_path*)

Loads component at file path.

Parameters **file_path** (*str*) – Location to load file.

Returns ComponentBase object

needs_fitting (*self*)

Returns boolean determining if component needs fitting before calling predict, predict_proba, transform, or feature_importances.

This can be overridden to False for components that do not need to be fit or whose fit methods do nothing.

Returns True.

property parameters (*self*)

Returns the parameters which were used to initialize the component.

predict (*self*, *X*)

Make predictions using the baseline classification strategy.

Parameters **X** (*pd.DataFrame*) – Data of shape [n_samples, n_features].

Returns Predicted values.

Return type pd.Series

predict_proba (*self*, *X*)

Make prediction probabilities using the baseline classification strategy.

Parameters **X** (*pd.DataFrame*) – Data of shape [n_samples, n_features].

Returns Predicted probability values.

Return type pd.DataFrame

save(*self, file_path, pickle_protocol=cloudpickle.DEFAULT_PROTOCOL*)

Saves component at file path.

Parameters

- **file_path** (*str*) – Location to save file.
- **pickle_protocol** (*int*) – The pickle data stream format.

class evalml.pipelines.components.**BaselineRegressor**(*strategy='mean', random_seed=0, **kwargs*)

Baseline regressor that uses a simple strategy to make predictions. This is useful as a simple baseline regressor to compare with other regressors.

Parameters

- **strategy** (*str*) – Method used to predict. Valid options are "mean", "median". Defaults to "mean".
- **random_seed** (*int*) – Seed for the random number generator. Defaults to 0.

Attributes

hyper-parameter_ranges	{}
model_family	ModelFamily.BASELINE
modifies_features	True
modifies_target	False
name	Baseline Regressor
supported_problem_types	[ProblemTypes.REGRESSION, ProblemTypes.TIME_SERIES_REGRESSION,]
training_only	False

Methods

clone	Constructs a new component with the same parameters and random state.
default_parameters	Returns the default parameters for this component.
describe	Describe a component and its parameters.
feature_importance	Returns importance associated with each feature. Since baseline regressors do not use input features to calculate predictions, returns an array of zeroes.
fit	Fits baseline regression component to data.
load	Loads component at file path.
needs_fitting	Returns boolean determining if component needs fitting before calling predict, predict_proba, transform, or feature_importances.
parameters	Returns the parameters which were used to initialize the component.

continues on next page

Table 578 – continued from previous page

predict	Make predictions using the baseline regression strategy.
predict_proba	Make probability estimates for labels.
save	Saves component at file path.

clone (*self*)

Constructs a new component with the same parameters and random state.

Returns A new instance of this component with identical parameters and random state.

default_parameters (*cls*)

Returns the default parameters for this component.

Our convention is that Component.default_parameters == Component().parameters.

Returns Default parameters for this component.

Return type dict

describe (*self*, *print_name=False*, *return_dict=False*)

Describe a component and its parameters.

Parameters

- **print_name** (*bool, optional*) – whether to print name of component
- **return_dict** (*bool, optional*) – whether to return description as dictionary in the format {"name": name, "parameters": parameters}

Returns Returns dictionary if return_dict is True, else None.

Return type None or dict

property feature_importance (*self*)

Returns importance associated with each feature. Since baseline regressors do not use input features to calculate predictions, returns an array of zeroes.

Returns An array of zeroes.

Return type np.ndarray (float)

fit (*self*, *X*, *y=None*)

Fits baseline regression component to data.

Parameters

- **X** (*pd.DataFrame*) – The input training data of shape [n_samples, n_features].
- **y** (*pd.Series*) – The target training data of length [n_samples].

Returns self

Raises **ValueError** – If input y is None.

static load (*file_path*)

Loads component at file path.

Parameters **file_path** (*str*) – Location to load file.

Returns ComponentBase object

needs_fitting (*self*)

Returns boolean determining if component needs fitting before calling predict, predict_proba, transform, or feature_importances.

This can be overridden to False for components that do not need to be fit or whose fit methods do nothing.

Returns True.

property parameters (*self*)
Returns the parameters which were used to initialize the component.

predict (*self*, *X*)
Make predictions using the baseline regression strategy.

Parameters **X** (*pd.DataFrame*) – Data of shape [n_samples, n_features].

Returns Predicted values.

Return type pd.Series

predict_proba (*self*, *X*)
Make probability estimates for labels.

Parameters **X** (*pd.DataFrame*) – Features.

Returns Probability estimates.

Return type pd.Series

Raises **MethodPropertyNotFoundError** – If estimator does not have a predict_proba method or a component_obj that implements predict_proba.

save (*self*, *file_path*, *pickle_protocol=cloudpickle.DEFAULT_PROTOCOL*)
Saves component at file path.

Parameters

- **file_path** (*str*) – Location to save file.
- **pickle_protocol** (*int*) – The pickle data stream format.

class evalml.pipelines.components.**CatBoostClassifier** (*n_estimators=10*, *eta=0.03*, *max_depth=6*, *bootstrap_type=None*, *silent=True*, *allow_writing_files=False*, *random_seed=0*, *n_jobs=- 1*, ***kwargs*)
CatBoost Classifier, a classifier that uses gradient-boosting on decision trees. CatBoost is an open-source library and natively supports categorical features.

For more information, check out https://catboost.ai/

Parameters

- **n_estimators** (*float*) – The maximum number of trees to build. Defaults to 10.
- **eta** (*float*) – The learning rate. Defaults to 0.03.
- **max_depth** (*int*) – The maximum tree depth for base learners. Defaults to 6.
- **bootstrap_type** (*string*) – Defines the method for sampling the weights of objects. Available methods are 'Bayesian', 'Bernoulli', 'MVS'. Defaults to None.
- **silent** (*boolean*) – Whether to use the "silent" logging mode. Defaults to True.
- **allow_writing_files** (*boolean*) – Whether to allow writing snapshot files while training. Defaults to False.
- **n_jobs** (*int or None*) – Number of jobs to run in parallel. -1 uses all processes. Defaults to -1.

- **random_seed** (*int*) – Seed for the random number generator. Defaults to 0.

Attributes

hyper-parameter_ranges	{ "n_estimators": Integer(4, 100), "eta": Real(0.000001, 1), "max_depth": Integer(4, 10),}
model_family	ModelFamily.CATBOOST
modifies_features	True
modifies_target	False
name	CatBoost Classifier
supported_problem_types	[ProblemTypes.BINARY, ProblemTypes.MULTICLASS, ProblemTypes.TIME_SERIES_BINARY, ProblemTypes.TIME_SERIES_MULTICLASS,]
training_only	False

Methods

clone	Constructs a new component with the same parameters and random state.
default_parameters	Returns the default parameters for this component.
describe	Describe a component and its parameters.
feature_importance	Feature importance of fitted CatBoost classifier.
fit	Fits CatBoost classifier component to data.
load	Loads component at file path.
needs_fitting	Returns boolean determining if component needs fitting before calling predict, predict_proba, transform, or feature_importances.
parameters	Returns the parameters which were used to initialize the component.
predict	Make predictions using the fitted CatBoost classifier.
predict_proba	Make probability estimates for labels.
save	Saves component at file path.

clone (*self*)

Constructs a new component with the same parameters and random state.

Returns A new instance of this component with identical parameters and random state.

default_parameters (*cls*)

Returns the default parameters for this component.

Our convention is that Component.default_parameters == Component().parameters.

Returns Default parameters for this component.

Return type dict

describe (*self*, *print_name=False*, *return_dict=False*)

Describe a component and its parameters.

Parameters

- **print_name** (*bool, optional*) – whether to print name of component

- **return_dict** (*bool, optional*) – whether to return description as dictionary in the format {"name": name, "parameters": parameters}

Returns Returns dictionary if return_dict is True, else None.

Return type None or dict

property feature_importance(*self*)
Feature importance of fitted CatBoost classifier.

fit(*self*, *X*, *y=None*)
Fits CatBoost classifier component to data.

Parameters

- **X** (*pd.DataFrame*) – The input training data of shape [n_samples, n_features].
- **y** (*pd.Series*) – The target training data of length [n_samples].

Returns self

static load(*file_path*)
Loads component at file path.

Parameters **file_path** (*str*) – Location to load file.

Returns ComponentBase object

needs_fitting(*self*)
Returns boolean determining if component needs fitting before calling predict, predict_proba, transform, or feature_importances.

This can be overridden to False for components that do not need to be fit or whose fit methods do nothing.

Returns True.

property parameters(*self*)
Returns the parameters which were used to initialize the component.

predict(*self*, *X*)
Make predictions using the fitted CatBoost classifier.

Parameters **X** (*pd.DataFrame*) – Data of shape [n_samples, n_features].

Returns Predicted values.

Return type pd.DataFrame

predict_proba(*self*, *X*)
Make probability estimates for labels.

Parameters **X** (*pd.DataFrame*) – Features.

Returns Probability estimates.

Return type pd.Series

Raises **MethodPropertyNotFoundError** – If estimator does not have a predict_proba method or a component_obj that implements predict_proba.

save(*self*, *file_path*, *pickle_protocol=cloudpickle.DEFAULT_PROTOCOL*)
Saves component at file path.

Parameters

- **file_path** (*str*) – Location to save file.
- **pickle_protocol** (*int*) – The pickle data stream format.

class evalml.pipelines.components.**CatBoostRegressor**(*n_estimators=10, eta=0.03, max_depth=6, bootstrap_type=None, silent=False, allow_writing_files=False, random_seed=0, n_jobs=-1, **kwargs*)

CatBoost Regressor, a regressor that uses gradient-boosting on decision trees. CatBoost is an open-source library and natively supports categorical features.

For more information, check out https://catboost.ai/

Parameters

- **n_estimators** (*float*) – The maximum number of trees to build. Defaults to 10.
- **eta** (*float*) – The learning rate. Defaults to 0.03.
- **max_depth** (*int*) – The maximum tree depth for base learners. Defaults to 6.
- **bootstrap_type** (*string*) – Defines the method for sampling the weights of objects. Available methods are 'Bayesian', 'Bernoulli', 'MVS'. Defaults to None.
- **silent** (*boolean*) – Whether to use the "silent" logging mode. Defaults to True.
- **allow_writing_files** (*boolean*) – Whether to allow writing snapshot files while training. Defaults to False.
- **n_jobs** (*int or None*) – Number of jobs to run in parallel. -1 uses all processes. Defaults to -1.
- **random_seed** (*int*) – Seed for the random number generator. Defaults to 0.

Attributes

hyperparameter_ranges	{ "n_estimators": Integer(4, 100), "eta": Real(0.000001, 1), "max_depth": Integer(4, 10),}
model_family	ModelFamily.CATBOOST
modifies_features	True
modifies_target	False
name	CatBoost Regressor
supported_problem_types	[ProblemTypes.REGRESSION, ProblemTypes.TIME_SERIES_REGRESSION,]
training_only	False

Methods

clone	Constructs a new component with the same parameters and random state.
default_parameters	Returns the default parameters for this component.
describe	Describe a component and its parameters.
feature_importance	Feature importance of fitted CatBoost regressor.
fit	Fits CatBoost regressor component to data.
load	Loads component at file path.

continues on next page

Table 580 – continued from previous page

needs_fitting	Returns boolean determining if component needs fitting before calling predict, predict_proba, transform, or feature_importances.
parameters	Returns the parameters which were used to initialize the component.
predict	Make predictions using selected features.
predict_proba	Make probability estimates for labels.
save	Saves component at file path.

clone (*self*)

Constructs a new component with the same parameters and random state.

Returns A new instance of this component with identical parameters and random state.

default_parameters (*cls*)

Returns the default parameters for this component.

Our convention is that Component.default_parameters == Component().parameters.

Returns Default parameters for this component.

Return type dict

describe (*self*, *print_name=False*, *return_dict=False*)

Describe a component and its parameters.

Parameters

- **print_name** (*bool, optional*) – whether to print name of component
- **return_dict** (*bool, optional*) – whether to return description as dictionary in the format {"name": name, "parameters": parameters}

Returns Returns dictionary if return_dict is True, else None.

Return type None or dict

property feature_importance (*self*)

Feature importance of fitted CatBoost regressor.

fit (*self*, *X*, *y=None*)

Fits CatBoost regressor component to data.

Parameters

- **X** (*pd.DataFrame*) – The input training data of shape [n_samples, n_features].
- **y** (*pd.Series*) – The target training data of length [n_samples].

Returns self

static load (*file_path*)

Loads component at file path.

Parameters **file_path** (*str*) – Location to load file.

Returns ComponentBase object

needs_fitting (*self*)

Returns boolean determining if component needs fitting before calling predict, predict_proba, transform, or feature_importances.

This can be overridden to False for components that do not need to be fit or whose fit methods do nothing.

Returns True.

property parameters (*self*)
Returns the parameters which were used to initialize the component.

predict (*self*, *X*)
Make predictions using selected features.

Parameters **X** (*pd.DataFrame*) – Data of shape [n_samples, n_features].

Returns Predicted values.

Return type pd.Series

Raises **MethodPropertyNotFoundError** – If estimator does not have a predict method or a component_obj that implements predict.

predict_proba (*self*, *X*)
Make probability estimates for labels.

Parameters **X** (*pd.DataFrame*) – Features.

Returns Probability estimates.

Return type pd.Series

Raises **MethodPropertyNotFoundError** – If estimator does not have a predict_proba method or a component_obj that implements predict_proba.

save (*self*, *file_path*, *pickle_protocol=cloudpickle.DEFAULT_PROTOCOL*)
Saves component at file path.

Parameters

- **file_path** (*str*) – Location to save file.
- **pickle_protocol** (*int*) – The pickle data stream format.

class evalml.pipelines.components.**ComponentBase** (*parameters=None*, *component_obj=None*, *random_seed=0*, ***kwargs*)

Base class for all components.

Parameters

- **parameters** (*dict*) – Dictionary of parameters for the component. Defaults to None.
- **component_obj** (*obj*) – Third-party objects useful in component implementation. Defaults to None.
- **random_seed** (*int*) – Seed for the random number generator. Defaults to 0.

Methods

clone	Constructs a new component with the same parameters and random state.
default_parameters	Returns the default parameters for this component.
describe	Describe a component and its parameters.
fit	Fits component to data.
load	Loads component at file path.
modifies_features	Returns whether this component modifies (subsets or transforms) the features variable during transform.

continues on next page

Table 581 – continued from previous page

modifies_target	Returns whether this component modifies (subsets or transforms) the target variable during transform.
name	Returns string name of this component.
needs_fitting	Returns boolean determining if component needs fitting before calling predict, predict_proba, transform, or feature_importances.
parameters	Returns the parameters which were used to initialize the component.
save	Saves component at file path.
training_only	Returns whether or not this component should be evaluated during training-time only, or during both training and prediction time.

clone (*self*)

Constructs a new component with the same parameters and random state.

Returns A new instance of this component with identical parameters and random state.

default_parameters (*cls*)

Returns the default parameters for this component.

Our convention is that Component.default_parameters == Component().parameters.

Returns Default parameters for this component.

Return type dict

describe (*self*, *print_name=False*, *return_dict=False*)

Describe a component and its parameters.

Parameters

- **print_name** (*bool, optional*) – whether to print name of component
- **return_dict** (*bool, optional*) – whether to return description as dictionary in the format {"name": name, "parameters": parameters}

Returns Returns dictionary if return_dict is True, else None.

Return type None or dict

fit (*self*, *X*, *y=None*)

Fits component to data.

Parameters

- **X** (*pd.DataFrame*) – The input training data of shape [n_samples, n_features]
- **y** (*pd.Series, optional*) – The target training data of length [n_samples]

Returns self

Raises **MethodPropertyNotFoundError** – If component does not have a fit method or a component_obj that implements fit.

static load (*file_path*)

Loads component at file path.

Parameters **file_path** (*str*) – Location to load file.

Returns ComponentBase object

property modifies_features(*cls*)
Returns whether this component modifies (subsets or transforms) the features variable during transform.

For Estimator objects, this attribute determines if the return value from *predict* or *predict_proba* should be used as features or targets.

property modifies_target(*cls*)
Returns whether this component modifies (subsets or transforms) the target variable during transform.

For Estimator objects, this attribute determines if the return value from *predict* or *predict_proba* should be used as features or targets.

property name(*cls*)
Returns string name of this component.

needs_fitting(*self*)
Returns boolean determining if component needs fitting before calling predict, predict_proba, transform, or feature_importances.

This can be overridden to False for components that do not need to be fit or whose fit methods do nothing.

Returns True.

property parameters(*self*)
Returns the parameters which were used to initialize the component.

save(*self*, *file_path*, *pickle_protocol=cloudpickle.DEFAULT_PROTOCOL*)
Saves component at file path.

Parameters

- **file_path** (*str*) – Location to save file.
- **pickle_protocol** (*int*) – The pickle data stream format.

property training_only(*cls*)
Returns whether or not this component should be evaluated during training-time only, or during both training and prediction time.

class evalml.pipelines.components.**ComponentBaseMeta**
Metaclass that overrides creating a new component by wrapping methods with validators and setters.

Attributes

FIT_METHODS	['fit', 'fit_transform']
METHODS_TO_CHECK	['predict', 'predict_proba', 'transform', 'inverse_transform']
PROPERTIES_TO_CHECK	['feature_importance']

Methods

check_for_fit	*check_for_fit* wraps a method that validates if *self._is_fitted* is *True*.
register	Register a virtual subclass of an ABC.
set_fit	Wrapper for the fit method.

classmethod check_for_fit(*cls*, *method*)
check_for_fit wraps a method that validates if *self._is_fitted* is *True*.

It raises an exception if *False* and calls and returns the wrapped method if *True*.

Parameters **method** (*callable*) – Method to wrap.

Returns The wrapped method.

Raises **ComponentNotYetFittedError** – If component is not yet fitted.

register(*cls*, *subclass*)

Register a virtual subclass of an ABC.

Returns the subclass, to allow usage as a class decorator.

classmethod set_fit(*cls*, *method*)

Wrapper for the fit method.

class evalml.pipelines.components.**DateTimeFeaturizer**(*features_to_extract=None*, *encode_as_categories=False*, *time_index=None*, *random_seed=0*, ***kwargs*)

Transformer that can automatically extract features from datetime columns.

Parameters

- **features_to_extract** (*list*) – List of features to extract. Valid options include "year", "month", "day_of_week", "hour". Defaults to None.
- **encode_as_categories** (*bool*) – Whether day-of-week and month features should be encoded as pandas "category" dtype. This allows OneHotEncoders to encode these features. Defaults to False.
- **time_index** (*str*) – Name of the column containing the datetime information used to order the data. Ignored.
- **random_seed** (*int*) – Seed for the random number generator. Defaults to 0.

Attributes

hyperparameter_ranges	{}
modifies_features	True
modifies_target	False
name	DateTime Featurizer
training_only	False

Methods

clone	Constructs a new component with the same parameters and random state.
default_parameters	Returns the default parameters for this component.
describe	Describe a component and its parameters.
fit	Fit the datetime featurizer component.
fit_transform	Fits on X and transforms X.
get_feature_names	Gets the categories of each datetime feature.
load	Loads component at file path.

continues on next page

Table 583 – continued from previous page

needs_fitting	Returns boolean determining if component needs fitting before calling predict, predict_proba, transform, or feature_importances.
parameters	Returns the parameters which were used to initialize the component.
save	Saves component at file path.
transform	Transforms data X by creating new features using existing DateTime columns, and then dropping those DateTime columns.

clone(*self*)

Constructs a new component with the same parameters and random state.

Returns A new instance of this component with identical parameters and random state.

default_parameters(*cls*)

Returns the default parameters for this component.

Our convention is that Component.default_parameters == Component().parameters.

Returns Default parameters for this component.

Return type dict

describe(*self*, *print_name=False*, *return_dict=False*)

Describe a component and its parameters.

Parameters

- **print_name** (*bool, optional*) – whether to print name of component
- **return_dict** (*bool, optional*) – whether to return description as dictionary in the format {"name": name, "parameters": parameters}

Returns Returns dictionary if return_dict is True, else None.

Return type None or dict

fit(*self*, *X*, *y=None*)

Fit the datetime featurizer component.

Parameters

- **X** (*pd.DataFrame*) – Input features.
- **y** (*pd.Series, optional*) – Target data. Ignored.

Returns self

fit_transform(*self*, *X*, *y=None*)

Fits on X and transforms X.

Parameters

- **X** (*pd.DataFrame*) – Data to fit and transform.
- **y** (*pd.Series*) – Target data.

Returns Transformed X.

Return type pd.DataFrame

Raises **MethodPropertyNotFoundError** – If transformer does not have a transform method or a component_obj that implements transform.

get_feature_names(*self*)
Gets the categories of each datetime feature.

Returns

Dictionary, where each key-value pair is a column name and a dictionary mapping the unique feature values to their integer encoding.

Return type dict

static load(*file_path*)
Loads component at file path.

Parameters **file_path** (*str*) – Location to load file.

Returns ComponentBase object

needs_fitting(*self*)
Returns boolean determining if component needs fitting before calling predict, predict_proba, transform, or feature_importances.

This can be overridden to False for components that do not need to be fit or whose fit methods do nothing.

Returns True.

property parameters(*self*)
Returns the parameters which were used to initialize the component.

save(*self*, *file_path*, *pickle_protocol=cloudpickle.DEFAULT_PROTOCOL*)
Saves component at file path.

Parameters

- **file_path** (*str*) – Location to save file.
- **pickle_protocol** (*int*) – The pickle data stream format.

transform(*self*, *X*, *y=None*)
Transforms data X by creating new features using existing DateTime columns, and then dropping those DateTime columns.

Parameters

- **X** (*pd.DataFrame*) – Input features.
- **y** (*pd.Series, optional*) – Ignored.

Returns Transformed X

Return type pd.DataFrame

class evalml.pipelines.components.**DecisionTreeClassifier**(*criterion='gini', max_features='auto', max_depth=6, min_samples_split=2, min_weight_fraction_leaf=0.0, random_seed=0, **kwargs*)
Decision Tree Classifier.

Parameters

- **criterion** (*{"gini", "entropy"}*) – The function to measure the quality of a split. Supported criteria are "gini" for the Gini impurity and "entropy" for the information gain. Defaults to "gini".

- **max_features** (*int, float or {"auto", "sqrt", "log2"}*) – The number of features to consider when looking for the best split:
  - If int, then consider max_features features at each split.
  - If float, then max_features is a fraction and int(max_features * n_features) features are considered at each split.
  - If "auto", then max_features=sqrt(n_features).
  - If "sqrt", then max_features=sqrt(n_features).
  - If "log2", then max_features=log2(n_features).
  - If None, then max_features = n_features.

  The search for a split does not stop until at least one valid partition of the node samples is found, even if it requires to effectively inspect more than max_features features. Defaults to "auto".
- **max_depth** (*int*) – The maximum depth of the tree. Defaults to 6.
- **min_samples_split** (*int or float*) – The minimum number of samples required to split an internal node:
  - If int, then consider min_samples_split as the minimum number.
  - If float, then min_samples_split is a fraction and ceil(min_samples_split * n_samples) are the minimum number of samples for each split.

  Defaults to 2.
- **min_weight_fraction_leaf** (*float*) – The minimum weighted fraction of the sum total of weights (of all the input samples) required to be at a leaf node. Defaults to 0.0.
- **random_seed** (*int*) – Seed for the random number generator. Defaults to 0.

Attributes

hyperparameter_ranges	{ "criterion": ["gini", "entropy"], "max_features": ["auto", "sqrt", "log2"], "max_depth": Integer(4, 10),}
model_family	ModelFamily.DECISION_TREE
modifies_features	True
modifies_target	False
name	Decision Tree Classifier
supported_problem_types	[ProblemTypes.BINARY, ProblemTypes.MULTICLASS, ProblemTypes.TIME_SERIES_BINARY, ProblemTypes.TIME_SERIES_MULTICLASS,]
training_only	False

Methods

clone	Constructs a new component with the same parameters and random state.
default_parameters	Returns the default parameters for this component.
describe	Describe a component and its parameters.

continues on next page

Table 584 – continued from previous page

feature_importance	Returns importance associated with each feature.
fit	Fits estimator to data.
load	Loads component at file path.
needs_fitting	Returns boolean determining if component needs fitting before calling predict, predict_proba, transform, or feature_importances.
parameters	Returns the parameters which were used to initialize the component.
predict	Make predictions using selected features.
predict_proba	Make probability estimates for labels.
save	Saves component at file path.

clone (*self*)

Constructs a new component with the same parameters and random state.

Returns A new instance of this component with identical parameters and random state.

default_parameters (*cls*)

Returns the default parameters for this component.

Our convention is that Component.default_parameters == Component().parameters.

Returns Default parameters for this component.

Return type dict

describe (*self*, *print_name=False*, *return_dict=False*)

Describe a component and its parameters.

Parameters

- **print_name** (*bool, optional*) – whether to print name of component
- **return_dict** (*bool, optional*) – whether to return description as dictionary in the format {"name": name, "parameters": parameters}

Returns Returns dictionary if return_dict is True, else None.

Return type None or dict

property feature_importance (*self*)

Returns importance associated with each feature.

Returns Importance associated with each feature.

Return type np.ndarray

Raises **MethodPropertyNotFoundError** – If estimator does not have a feature_importance method or a component_obj that implements feature_importance.

fit (*self*, *X*, *y=None*)

Fits estimator to data.

Parameters

- **X** (*pd.DataFrame*) – The input training data of shape [n_samples, n_features].
- **y** (*pd.Series, optional*) – The target training data of length [n_samples].

Returns self

static load (*file_path*)

Loads component at file path.

Parameters **file_path** (*str*) – Location to load file.

Returns ComponentBase object

needs_fitting(*self*)

Returns boolean determining if component needs fitting before calling predict, predict_proba, transform, or feature_importances.

This can be overridden to False for components that do not need to be fit or whose fit methods do nothing.

Returns True.

property parameters(*self*)

Returns the parameters which were used to initialize the component.

predict(*self*, *X*)

Make predictions using selected features.

Parameters **X** (*pd.DataFrame*) – Data of shape [n_samples, n_features].

Returns Predicted values.

Return type pd.Series

Raises **MethodPropertyNotFoundError** – If estimator does not have a predict method or a component_obj that implements predict.

predict_proba(*self*, *X*)

Make probability estimates for labels.

Parameters **X** (*pd.DataFrame*) – Features.

Returns Probability estimates.

Return type pd.Series

Raises **MethodPropertyNotFoundError** – If estimator does not have a predict_proba method or a component_obj that implements predict_proba.

save(*self*, *file_path*, *pickle_protocol=cloudpickle.DEFAULT_PROTOCOL*)

Saves component at file path.

Parameters

- **file_path** (*str*) – Location to save file.
- **pickle_protocol** (*int*) – The pickle data stream format.

class evalml.pipelines.components.**DecisionTreeRegressor**(*criterion='mse'*, *max_features='auto'*, *max_depth=6*, *min_samples_split=2*, *min_weight_fraction_leaf=0.0*, *random_seed=0*, ***kwargs*)

Decision Tree Regressor.

Parameters

- **criterion** (*{"mse", "friedman_mse", "mae", "poisson"}*) – The function to measure the quality of a split. Supported criteria are:
  - "mse" for the mean squared error, which is equal to variance reduction as feature selection criterion and minimizes the L2 loss using the mean of each terminal node

  - ”friedman_mse”, which uses mean squared error with Friedman”s improvement score for potential splits
  - ”mae” for the mean absolute error, which minimizes the L1 loss using the median of each terminal node,
  - ”poisson” which uses reduction in Poisson deviance to find splits.
- **max_features** (*int, float or {"auto", "sqrt", "log2"}*) – The number of features to consider when looking for the best split:
  - If int, then consider max_features features at each split.
  - If float, then max_features is a fraction and int(max_features * n_features) features are considered at each split.
  - If “auto”, then max_features=sqrt(n_features).
  - If “sqrt”, then max_features=sqrt(n_features).
  - If “log2”, then max_features=log2(n_features).
  - If None, then max_features = n_features.

  The search for a split does not stop until at least one valid partition of the node samples is found, even if it requires to effectively inspect more than max_features features.
- **max_depth** (*int*) – The maximum depth of the tree. Defaults to 6.
- **min_samples_split** (*int or float*) – The minimum number of samples required to split an internal node:
  - If int, then consider min_samples_split as the minimum number.
  - If float, then min_samples_split is a fraction and ceil(min_samples_split * n_samples) are the minimum number of samples for each split.

  Defaults to 2.
- **min_weight_fraction_leaf** (*float*) – The minimum weighted fraction of the sum total of weights (of all the input samples) required to be at a leaf node. Defaults to 0.0.
- **random_seed** (*int*) – Seed for the random number generator. Defaults to 0.

Attributes

hyper-parameter_ranges	{ “criterion”: [“mse”, “friedman_mse”, “mae”], “max_features”: [“auto”, “sqrt”, “log2”], “max_depth”: Integer(4, 10),}
model_family	ModelFamily.DECISION_TREE
modifies_features	True
modifies_target	False
name	Decision Tree Regressor
supported_problem_types	[ProblemTypes.REGRESSION, ProblemTypes.TIME_SERIES_REGRESSION,]
training_only	False

Methods

clone	Constructs a new component with the same parameters and random state.
default_parameters	Returns the default parameters for this component.
describe	Describe a component and its parameters.
feature_importance	Returns importance associated with each feature.
fit	Fits estimator to data.
load	Loads component at file path.
needs_fitting	Returns boolean determining if component needs fitting before calling predict, predict_proba, transform, or feature_importances.
parameters	Returns the parameters which were used to initialize the component.
predict	Make predictions using selected features.
predict_proba	Make probability estimates for labels.
save	Saves component at file path.

clone (*self*)

Constructs a new component with the same parameters and random state.

Returns A new instance of this component with identical parameters and random state.

default_parameters (*cls*)

Returns the default parameters for this component.

Our convention is that Component.default_parameters == Component().parameters.

Returns Default parameters for this component.

Return type dict

describe (*self*, *print_name=False*, *return_dict=False*)

Describe a component and its parameters.

Parameters

- **print_name** (*bool, optional*) – whether to print name of component
- **return_dict** (*bool, optional*) – whether to return description as dictionary in the format {"name": name, "parameters": parameters}

Returns Returns dictionary if return_dict is True, else None.

Return type None or dict

property feature_importance (*self*)

Returns importance associated with each feature.

Returns Importance associated with each feature.

Return type np.ndarray

Raises **MethodPropertyNotFoundError** – If estimator does not have a feature_importance method or a component_obj that implements feature_importance.

fit (*self*, *X*, *y=None*)

Fits estimator to data.

Parameters

- **X** (*pd.DataFrame*) – The input training data of shape [n_samples, n_features].
- **y** (*pd.Series, optional*) – The target training data of length [n_samples].

Returns self

static load(*file_path*)

Loads component at file path.

Parameters **file_path** (*str*) – Location to load file.

Returns ComponentBase object

needs_fitting(*self*)

Returns boolean determining if component needs fitting before calling predict, predict_proba, transform, or feature_importances.

This can be overridden to False for components that do not need to be fit or whose fit methods do nothing.

Returns True.

property parameters(*self*)

Returns the parameters which were used to initialize the component.

predict(*self*, *X*)

Make predictions using selected features.

Parameters **X** (*pd.DataFrame*) – Data of shape [n_samples, n_features].

Returns Predicted values.

Return type pd.Series

Raises **MethodPropertyNotFoundError** – If estimator does not have a predict method or a component_obj that implements predict.

predict_proba(*self*, *X*)

Make probability estimates for labels.

Parameters **X** (*pd.DataFrame*) – Features.

Returns Probability estimates.

Return type pd.Series

Raises **MethodPropertyNotFoundError** – If estimator does not have a predict_proba method or a component_obj that implements predict_proba.

save(*self*, *file_path*, *pickle_protocol=cloudpickle.DEFAULT_PROTOCOL*)

Saves component at file path.

Parameters

- **file_path** (*str*) – Location to save file.
- **pickle_protocol** (*int*) – The pickle data stream format.

class evalml.pipelines.components.**DFSTransformer**(*index='index'*, *features=None*, *random_seed=0*, ***kwargs*)

Featuretools DFS component that generates features for the input features.

Parameters

- **index** (*string*) – The name of the column that contains the indices. If no column with this name exists, then featuretools.EntitySet() creates a column with this name to serve as the index column. Defaults to 'index'.
- **random_seed** (*int*) – Seed for the random number generator. Defaults to 0.

- **features** (*list*) – List of features to run DFS on. Defaults to None. Features will only be computed if the columns used by the feature exist in the input and if the feature itself is not in input.

Attributes

hyper-parameter_ranges	{}
modifies_features	True
modifies_target	False
name	DFS Transformer
training_only	False

Methods

clone	Constructs a new component with the same parameters and random state.
default_parameters	Returns the default parameters for this component.
describe	Describe a component and its parameters.
fit	Fits the DFSTransformer Transformer component.
fit_transform	Fits on X and transforms X.
load	Loads component at file path.
needs_fitting	Returns boolean determining if component needs fitting before calling predict, predict_proba, transform, or feature_importances.
parameters	Returns the parameters which were used to initialize the component.
save	Saves component at file path.
transform	Computes the feature matrix for the input X using featuretools' dfs algorithm.

clone(*self*)

Constructs a new component with the same parameters and random state.

Returns A new instance of this component with identical parameters and random state.

default_parameters(*cls*)

Returns the default parameters for this component.

Our convention is that Component.default_parameters == Component().parameters.

Returns Default parameters for this component.

Return type dict

describe(*self*, *print_name=False*, *return_dict=False*)

Describe a component and its parameters.

Parameters

- **print_name** (*bool, optional*) – whether to print name of component

- **return_dict** (*bool, optional*) – whether to return description as dictionary in the format {"name": name, "parameters": parameters}

Returns Returns dictionary if return_dict is True, else None.

Return type None or dict

fit (*self, X, y=None*)

Fits the DFSTransformer Transformer component.

Parameters

- **X** (*pd.DataFrame, np.array*) – The input data to transform, of shape [n_samples, n_features].
- **y** (*pd.Series*) – The target training data of length [n_samples].

Returns self

fit_transform (*self, X, y=None*)

Fits on X and transforms X.

Parameters

- **X** (*pd.DataFrame*) – Data to fit and transform.
- **y** (*pd.Series*) – Target data.

Returns Transformed X.

Return type pd.DataFrame

Raises **MethodPropertyNotFoundError** – If transformer does not have a transform method or a component_obj that implements transform.

static load (*file_path*)

Loads component at file path.

Parameters **file_path** (*str*) – Location to load file.

Returns ComponentBase object

needs_fitting (*self*)

Returns boolean determining if component needs fitting before calling predict, predict_proba, transform, or feature_importances.

This can be overridden to False for components that do not need to be fit or whose fit methods do nothing.

Returns True.

property parameters (*self*)

Returns the parameters which were used to initialize the component.

save (*self, file_path, pickle_protocol=cloudpickle.DEFAULT_PROTOCOL*)

Saves component at file path.

Parameters

- **file_path** (*str*) – Location to save file.
- **pickle_protocol** (*int*) – The pickle data stream format.

transform (*self, X, y=None*)

Computes the feature matrix for the input X using featuretools' dfs algorithm.

Parameters

- **X** (*pd.DataFrame or np.ndarray*) – The input training data to transform. Has shape [n_samples, n_features]
- **y** (*pd.Series, optional*) – Ignored.

Returns Feature matrix

Return type pd.DataFrame

class evalml.pipelines.components.**DropColumns**(*columns=None, random_seed=0, **kwargs*)

Drops specified columns in input data.

Parameters

- **columns** (*list (string)*) – List of column names, used to determine which columns to drop.
- **random_seed** (*int*) – Seed for the random number generator. Defaults to 0.

Attributes

hyper-parameter_ranges	{}
modifies_features	True
modifies_target	False
name	Drop Columns Transformer
needs_fitting	False
training_only	False

Methods

clone	Constructs a new component with the same parameters and random state.
default_parameters	Returns the default parameters for this component.
describe	Describe a component and its parameters.
fit	Fits the transformer by checking if column names are present in the dataset.
fit_transform	Fits on X and transforms X.
load	Loads component at file path.
parameters	Returns the parameters which were used to initialize the component.
save	Saves component at file path.
transform	Transforms data X by dropping columns.

clone(*self*)

Constructs a new component with the same parameters and random state.

Returns A new instance of this component with identical parameters and random state.

default_parameters(*cls*)

Returns the default parameters for this component.

Our convention is that Component.default_parameters == Component().parameters.

Returns Default parameters for this component.

Return type dict

describe (*self*, *print_name=False*, *return_dict=False*)

Describe a component and its parameters.

Parameters

- **print_name** (*bool, optional*) – whether to print name of component
- **return_dict** (*bool, optional*) – whether to return description as dictionary in the format {"name": name, "parameters": parameters}

Returns Returns dictionary if return_dict is True, else None.

Return type None or dict

fit (*self*, *X*, *y=None*)

Fits the transformer by checking if column names are present in the dataset.

Parameters

- **X** (*pd.DataFrame*) – Data to check.
- **y** (*pd.Series, ignored*) – Targets.

Returns self

fit_transform (*self*, *X*, *y=None*)

Fits on X and transforms X.

Parameters

- **X** (*pd.DataFrame*) – Data to fit and transform.
- **y** (*pd.Series*) – Target data.

Returns Transformed X.

Return type pd.DataFrame

Raises **MethodPropertyNotFoundError** – If transformer does not have a transform method or a component_obj that implements transform.

static load (*file_path*)

Loads component at file path.

Parameters **file_path** (*str*) – Location to load file.

Returns ComponentBase object

property parameters (*self*)

Returns the parameters which were used to initialize the component.

save (*self*, *file_path*, *pickle_protocol=cloudpickle.DEFAULT_PROTOCOL*)

Saves component at file path.

Parameters

- **file_path** (*str*) – Location to save file.
- **pickle_protocol** (*int*) – The pickle data stream format.

transform (*self*, *X*, *y=None*)

Transforms data X by dropping columns.

Parameters

- **X** (*pd.DataFrame*) – Data to transform.
- **y** (*pd.Series, optional*) – Targets.

Returns Transformed X.

Return type pd.DataFrame

class evalml.pipelines.components.**DropNullColumns**(*pct_null_threshold=1.0, random_seed=0, **kwargs*)

Transformer to drop features whose percentage of NaN values exceeds a specified threshold.

Parameters

- **pct_null_threshold** (*float*) – The percentage of NaN values in an input feature to drop. Must be a value between [0, 1] inclusive. If equal to 0.0, will drop columns with any null values. If equal to 1.0, will drop columns with all null values. Defaults to 0.95.
- **random_seed** (*int*) – Seed for the random number generator. Defaults to 0.

Attributes

hyper-parameter_ranges	{}
modifies_features	True
modifies_target	False
name	Drop Null Columns Transformer
training_only	False

Methods

clone	Constructs a new component with the same parameters and random state.
default_parameters	Returns the default parameters for this component.
describe	Describe a component and its parameters.
fit	Fits component to data.
fit_transform	Fits on X and transforms X.
load	Loads component at file path.
needs_fitting	Returns boolean determining if component needs fitting before calling predict, predict_proba, transform, or feature_importances.
parameters	Returns the parameters which were used to initialize the component.
save	Saves component at file path.
transform	Transforms data X by dropping columns that exceed the threshold of null values.

clone(*self*)

Constructs a new component with the same parameters and random state.

Returns A new instance of this component with identical parameters and random state.

default_parameters(*cls*)

Returns the default parameters for this component.

Our convention is that Component.default_parameters == Component().parameters.

Returns Default parameters for this component.

Return type dict

describe(*self*, *print_name=False*, *return_dict=False*)

Describe a component and its parameters.

Parameters

- **print_name** (*bool, optional*) – whether to print name of component
- **return_dict** (*bool, optional*) – whether to return description as dictionary in the format {"name": name, "parameters": parameters}

Returns Returns dictionary if return_dict is True, else None.

Return type None or dict

fit(*self*, *X*, *y=None*)

Fits component to data.

Parameters

- **X** (*pd.DataFrame*) – The input training data of shape [n_samples, n_features].
- **y** (*pd.Series, optional*) – The target training data of length [n_samples].

Returns self

fit_transform(*self*, *X*, *y=None*)

Fits on X and transforms X.

Parameters

- **X** (*pd.DataFrame*) – Data to fit and transform.
- **y** (*pd.Series*) – Target data.

Returns Transformed X.

Return type pd.DataFrame

Raises **MethodPropertyNotFoundError** – If transformer does not have a transform method or a component_obj that implements transform.

static load(*file_path*)

Loads component at file path.

Parameters **file_path** (*str*) – Location to load file.

Returns ComponentBase object

needs_fitting(*self*)

Returns boolean determining if component needs fitting before calling predict, predict_proba, transform, or feature_importances.

This can be overridden to False for components that do not need to be fit or whose fit methods do nothing.

Returns True.

property parameters(*self*)

Returns the parameters which were used to initialize the component.

save(*self*, *file_path*, *pickle_protocol=cloudpickle.DEFAULT_PROTOCOL*)

Saves component at file path.

Parameters

- **file_path** (*str*) – Location to save file.
- **pickle_protocol** (*int*) – The pickle data stream format.

transform(*self*, *X*, *y=None*)

Transforms data X by dropping columns that exceed the threshold of null values.

Parameters

- **X** (*pd.DataFrame*) – Data to transform
- **y** (*pd.Series, optional*) – Ignored.

Returns Transformed X

Return type pd.DataFrame

class evalml.pipelines.components.**DropRowsTransformer**(*indices_to_drop=None*, *random_seed=0*)

Transformer to drop rows specified by row indices.

Parameters

- **indices_to_drop** (*list*) – List of indices to drop in the input data. Defaults to None.
- **random_seed** (*int*) – Seed for the random number generator. Is not used by this component. Defaults to 0.

Attributes

hyper-parameter_ranges	{}
modifies_features	True
modifies_target	True
name	Drop Rows Transformer
training_only	True

Methods

clone	Constructs a new component with the same parameters and random state.
default_parameters	Returns the default parameters for this component.
describe	Describe a component and its parameters.
fit	Fits component to data.
fit_transform	Fits on X and transforms X.
load	Loads component at file path.
needs_fitting	Returns boolean determining if component needs fitting before calling predict, predict_proba, transform, or feature_importances.
parameters	Returns the parameters which were used to initialize the component.
save	Saves component at file path.
transform	Transforms data using fitted component.

clone (*self*)
Constructs a new component with the same parameters and random state.

Returns A new instance of this component with identical parameters and random state.

default_parameters (*cls*)
Returns the default parameters for this component.

Our convention is that Component.default_parameters == Component().parameters.

Returns Default parameters for this component.

Return type dict

describe (*self*, *print_name=False*, *return_dict=False*)
Describe a component and its parameters.

Parameters

- **print_name** (*bool, optional*) – whether to print name of component
- **return_dict** (*bool, optional*) – whether to return description as dictionary in the format {"name": name, "parameters": parameters}

Returns Returns dictionary if return_dict is True, else None.

Return type None or dict

fit (*self*, *X*, *y=None*)
Fits component to data.

Parameters

- **X** (*pd.DataFrame*) – The input training data of shape [n_samples, n_features].
- **y** (*pd.Series, optional*) – The target training data of length [n_samples].

Returns self

Raises **ValueError** – If indices to drop do not exist in input features or target.

fit_transform (*self*, *X*, *y=None*)
Fits on X and transforms X.

Parameters

- **X** (*pd.DataFrame*) – Data to fit and transform.
- **y** (*pd.Series*) – Target data.

Returns Transformed X.

Return type pd.DataFrame

Raises **MethodPropertyNotFoundError** – If transformer does not have a transform method or a component_obj that implements transform.

static load (*file_path*)
Loads component at file path.

Parameters **file_path** (*str*) – Location to load file.

Returns ComponentBase object

needs_fitting (*self*)
Returns boolean determining if component needs fitting before calling predict, predict_proba, transform, or feature_importances.

This can be overridden to False for components that do not need to be fit or whose fit methods do nothing.

Returns True.

property parameters(*self*)

Returns the parameters which were used to initialize the component.

save(*self*, *file_path*, *pickle_protocol=cloudpickle.DEFAULT_PROTOCOL*)

Saves component at file path.

Parameters

- **file_path** (*str*) – Location to save file.
- **pickle_protocol** (*int*) – The pickle data stream format.

transform(*self*, *X*, *y=None*)

Transforms data using fitted component.

Parameters

- **X** (*pd.DataFrame*) – Features.
- **y** (*pd.Series, optional*) – Target data.

Returns Data with row indices dropped.

Return type (pd.DataFrame, pd.Series)

class evalml.pipelines.components.**ElasticNetClassifier**(*penalty='elasticnet', C=1.0, l1_ratio=0.15, multi_class='auto', solver='saga', n_jobs=-1, random_seed=0, **kwargs*)

Elastic Net Classifier. Uses Logistic Regression with elasticnet penalty as the base estimator.

Parameters

- **penalty** (*{"l1", "l2", "elasticnet", "none"}*) – The norm used in penalization. Defaults to "elasticnet".
- **C** (*float*) – Inverse of regularization strength. Must be a positive float. Defaults to 1.0.
- **l1_ratio** (*float*) – The mixing parameter, with 0 <= l1_ratio <= 1. Only used if penalty='elasticnet'. Setting l1_ratio=0 is equivalent to using penalty='l2', while setting l1_ratio=1 is equivalent to using penalty='l1'. For 0 < l1_ratio <1, the penalty is a combination of L1 and L2. Defaults to 0.15.
- **multi_class** (*{"auto", "ovr", "multinomial"}*) – If the option chosen is "ovr", then a binary problem is fit for each label. For "multinomial" the loss minimised is the multinomial loss fit across the entire probability distribution, even when the data is binary. "multinomial" is unavailable when solver="liblinear". "auto" selects "ovr" if the data is binary, or if solver="liblinear", and otherwise selects "multinomial". Defaults to "auto".
- **solver** (*{"newton-cg", "lbfgs", "liblinear", "sag", "saga"}*) – Algorithm to use in the optimization problem. For small datasets, "liblinear" is a good choice, whereas "sag" and "saga" are faster for large ones. For multiclass problems, only "newton-cg", "sag", "saga" and "lbfgs" handle multinomial loss; "liblinear" is limited to one-versus-rest schemes.
  - "newton-cg", "lbfgs", "sag" and "saga" handle L2 or no penalty
  - "liblinear" and "saga" also handle L1 penalty
  - "saga" also supports "elasticnet" penalty

– "liblinear" does not support setting penalty='none'

Defaults to "saga".

- **n_jobs** (*int*) – Number of parallel threads used to run xgboost. Note that creating thread contention will significantly slow down the algorithm. Defaults to -1.
- **random_seed** (*int*) – Seed for the random number generator. Defaults to 0.

Attributes

hyper-parameter_ranges	{ "C": Real(0.01, 10), "l1_ratio": Real(0, 1)}
model_family	ModelFamily.LINEAR_MODEL
modifies_features	True
modifies_target	False
name	Elastic Net Classifier
supported_problem_types	[ProblemTypes.BINARY, ProblemTypes.MULTICLASS, ProblemTypes.TIME_SERIES_BINARY, ProblemTypes.TIME_SERIES_MULTICLASS,]
training_only	False

Methods

clone	Constructs a new component with the same parameters and random state.
default_parameters	Returns the default parameters for this component.
describe	Describe a component and its parameters.
feature_importance	Feature importance for fitted ElasticNet classifier.
fit	Fits ElasticNet classifier component to data.
load	Loads component at file path.
needs_fitting	Returns boolean determining if component needs fitting before calling predict, predict_proba, transform, or feature_importances.
parameters	Returns the parameters which were used to initialize the component.
predict	Make predictions using selected features.
predict_proba	Make probability estimates for labels.
save	Saves component at file path.

clone(*self*)

Constructs a new component with the same parameters and random state.

Returns A new instance of this component with identical parameters and random state.

default_parameters(*cls*)

Returns the default parameters for this component.

Our convention is that Component.default_parameters == Component().parameters.

Returns Default parameters for this component.

Return type dict

describe (*self*, *print_name=False*, *return_dict=False*)
Describe a component and its parameters.

Parameters

- **print_name** (*bool, optional*) – whether to print name of component
- **return_dict** (*bool, optional*) – whether to return description as dictionary in the format {"name": name, "parameters": parameters}

Returns Returns dictionary if return_dict is True, else None.

Return type None or dict

property feature_importance (*self*)
Feature importance for fitted ElasticNet classifier.

fit (*self*, *X*, *y*)
Fits ElasticNet classifier component to data.

Parameters

- **X** (*pd.DataFrame*) – The input training data of shape [n_samples, n_features].
- **y** (*pd.Series*) – The target training data of length [n_samples].

Returns self

static load (*file_path*)
Loads component at file path.

Parameters **file_path** (*str*) – Location to load file.

Returns ComponentBase object

needs_fitting (*self*)
Returns boolean determining if component needs fitting before calling predict, predict_proba, transform, or feature_importances.

This can be overridden to False for components that do not need to be fit or whose fit methods do nothing.

Returns True.

property parameters (*self*)
Returns the parameters which were used to initialize the component.

predict (*self*, *X*)
Make predictions using selected features.

Parameters **X** (*pd.DataFrame*) – Data of shape [n_samples, n_features].

Returns Predicted values.

Return type pd.Series

Raises **MethodPropertyNotFoundError** – If estimator does not have a predict method or a component_obj that implements predict.

predict_proba (*self*, *X*)
Make probability estimates for labels.

Parameters **X** (*pd.DataFrame*) – Features.

Returns Probability estimates.

Return type pd.Series

Raises **MethodPropertyNotFoundError** – If estimator does not have a predict_proba method or a component_obj that implements predict_proba.

save(*self*, *file_path*, *pickle_protocol=cloudpickle.DEFAULT_PROTOCOL*)

Saves component at file path.

Parameters

- **file_path** (*str*) – Location to save file.
- **pickle_protocol** (*int*) – The pickle data stream format.

class evalml.pipelines.components.**ElasticNetRegressor**(*alpha=0.0001*, *l1_ratio=0.15*, *max_iter=1000*, *normalize=False*, *random_seed=0*, ***kwargs*)

Elastic Net Regressor.

Parameters

- **alpha** (*float*) – Constant that multiplies the penalty terms. Defaults to 0.0001.
- **l1_ratio** (*float*) – The mixing parameter, with 0 <= l1_ratio <= 1. Only used if penalty='elasticnet'. Setting l1_ratio=0 is equivalent to using penalty='l2', while setting l1_ratio=1 is equivalent to using penalty='l1'. For 0 < l1_ratio <1, the penalty is a combination of L1 and L2. Defaults to 0.15.
- **max_iter** (*int*) – The maximum number of iterations. Defaults to 1000.
- **normalize** (*boolean*) – If True, the regressors will be normalized before regression by subtracting the mean and dividing by the l2-norm. Defaults to False.
- **random_seed** (*int*) – Seed for the random number generator. Defaults to 0.

Attributes

hyper-parameter_ranges	{ "alpha": Real(0, 1), "l1_ratio": Real(0, 1),}
model_family	ModelFamily.LINEAR_MODEL
modifies_features	True
modifies_target	False
name	Elastic Net Regressor
supported_problem_types	[ProblemTypes.REGRESSION, ProblemTypes.TIME_SERIES_REGRESSION,]
training_only	False

Methods

clone	Constructs a new component with the same parameters and random state.
default_parameters	Returns the default parameters for this component.
describe	Describe a component and its parameters.
feature_importance	Feature importance for fitted ElasticNet regressor.
fit	Fits estimator to data.

continues on next page

Table 591 – continued from previous page

load	Loads component at file path.
needs_fitting	Returns boolean determining if component needs fitting before calling predict, predict_proba, transform, or feature_importances.
parameters	Returns the parameters which were used to initialize the component.
predict	Make predictions using selected features.
predict_proba	Make probability estimates for labels.
save	Saves component at file path.

clone(*self*)

Constructs a new component with the same parameters and random state.

Returns A new instance of this component with identical parameters and random state.

default_parameters(*cls*)

Returns the default parameters for this component.

Our convention is that Component.default_parameters == Component().parameters.

Returns Default parameters for this component.

Return type dict

describe(*self*, *print_name=False*, *return_dict=False*)

Describe a component and its parameters.

Parameters

- **print_name** (*bool, optional*) – whether to print name of component
- **return_dict** (*bool, optional*) – whether to return description as dictionary in the format {"name": name, "parameters": parameters}

Returns Returns dictionary if return_dict is True, else None.

Return type None or dict

property feature_importance(*self*)

Feature importance for fitted ElasticNet regressor.

fit(*self*, *X*, *y=None*)

Fits estimator to data.

Parameters

- **X** (*pd.DataFrame*) – The input training data of shape [n_samples, n_features].
- **y** (*pd.Series, optional*) – The target training data of length [n_samples].

Returns self

static load(*file_path*)

Loads component at file path.

Parameters **file_path** (*str*) – Location to load file.

Returns ComponentBase object

needs_fitting(*self*)

Returns boolean determining if component needs fitting before calling predict, predict_proba, transform, or feature_importances.

This can be overridden to False for components that do not need to be fit or whose fit methods do nothing.

Returns True.

property parameters (*self*)
Returns the parameters which were used to initialize the component.

predict (*self*, *X*)
Make predictions using selected features.

Parameters **X** (*pd.DataFrame*) – Data of shape [n_samples, n_features].

Returns Predicted values.

Return type pd.Series

Raises **MethodPropertyNotFoundError** – If estimator does not have a predict method or a component_obj that implements predict.

predict_proba (*self*, *X*)
Make probability estimates for labels.

Parameters **X** (*pd.DataFrame*) – Features.

Returns Probability estimates.

Return type pd.Series

Raises **MethodPropertyNotFoundError** – If estimator does not have a predict_proba method or a component_obj that implements predict_proba.

save (*self*, *file_path*, *pickle_protocol=cloudpickle.DEFAULT_PROTOCOL*)
Saves component at file path.

Parameters

- **file_path** (*str*) – Location to save file.
- **pickle_protocol** (*int*) – The pickle data stream format.

class evalml.pipelines.components.**EmailFeaturizer** (*random_seed=0*, ***kwargs*)
Transformer that can automatically extract features from emails.

Parameters **random_seed** (*int*) – Seed for the random number generator. Defaults to 0.

Attributes

hyper-parameter_ranges	{}
modifies_features	True
modifies_target	False
name	Email Featurizer
training_only	False

Methods

clone	Constructs a new component with the same parameters and random state.
default_parameters	Returns the default parameters for this component.

continues on next page

Table 592 – continued from previous page

describe	Describe a component and its parameters.
fit	Fits component to data.
fit_transform	Fits on X and transforms X.
load	Loads component at file path.
needs_fitting	Returns boolean determining if component needs fitting before calling predict, predict_proba, transform, or feature_importances.
parameters	Returns the parameters which were used to initialize the component.
save	Saves component at file path.
transform	Transforms data X.

clone (*self*)

Constructs a new component with the same parameters and random state.

Returns A new instance of this component with identical parameters and random state.

default_parameters (*cls*)

Returns the default parameters for this component.

Our convention is that Component.default_parameters == Component().parameters.

Returns Default parameters for this component.

Return type dict

describe (*self*, *print_name=False*, *return_dict=False*)

Describe a component and its parameters.

Parameters

- **print_name** (*bool, optional*) – whether to print name of component
- **return_dict** (*bool, optional*) – whether to return description as dictionary in the format {"name": name, "parameters": parameters}

Returns Returns dictionary if return_dict is True, else None.

Return type None or dict

fit (*self*, *X*, *y=None*)

Fits component to data.

Parameters

- **X** (*pd.DataFrame*) – The input training data of shape [n_samples, n_features]
- **y** (*pd.Series, optional*) – The target training data of length [n_samples]

Returns self

Raises **MethodPropertyNotFoundError** – If component does not have a fit method or a component_obj that implements fit.

fit_transform (*self*, *X*, *y=None*)

Fits on X and transforms X.

Parameters

- **X** (*pd.DataFrame*) – Data to fit and transform.
- **y** (*pd.Series*) – Target data.

Returns Transformed X.

Return type pd.DataFrame

Raises **MethodPropertyNotFoundError** – If transformer does not have a transform method or a component_obj that implements transform.

static load(*file_path*)

Loads component at file path.

Parameters **file_path** (*str*) – Location to load file.

Returns ComponentBase object

needs_fitting(*self*)

Returns boolean determining if component needs fitting before calling predict, predict_proba, transform, or feature_importances.

This can be overridden to False for components that do not need to be fit or whose fit methods do nothing.

Returns True.

property parameters(*self*)

Returns the parameters which were used to initialize the component.

save(*self*, *file_path*, *pickle_protocol=cloudpickle.DEFAULT_PROTOCOL*)

Saves component at file path.

Parameters

- **file_path** (*str*) – Location to save file.
- **pickle_protocol** (*int*) – The pickle data stream format.

transform(*self*, *X*, *y=None*)

Transforms data X.

Parameters

- **X** (*pd.DataFrame*) – Data to transform.
- **y** (*pd.Series, optional*) – Target data.

Returns Transformed X

Return type pd.DataFrame

Raises **MethodPropertyNotFoundError** – If transformer does not have a transform method or a component_obj that implements transform.

class evalml.pipelines.components.**Estimator**(*parameters=None*, *component_obj=None*, *random_seed=0*, ***kwargs*)

A component that fits and predicts given data.

To implement a new Estimator, define your own class which is a subclass of Estimator, including a name and a list of acceptable ranges for any parameters to be tuned during the automl search (hyperparameters). Define an *__init__* method which sets up any necessary state and objects. Make sure your *__init__* only uses standard keyword arguments and calls *super().__init__()* with a parameters dict. You may also override the *fit*, *transform*, *fit_transform* and other methods in this class if appropriate.

To see some examples, check out the definitions of any Estimator component subclass.

Parameters

- **parameters** (*dict*) – Dictionary of parameters for the component. Defaults to None.

- **component_obj** (*obj*) – Third-party objects useful in component implementation. Defaults to None.
- **random_seed** (*int*) – Seed for the random number generator. Defaults to 0.

Attributes

model_family	ModelFamily.NONE
modifies_features	True
modifies_target	False
training_only	False

Methods

clone	Constructs a new component with the same parameters and random state.
default_parameters	Returns the default parameters for this component.
describe	Describe a component and its parameters.
feature_importance	Returns importance associated with each feature.
fit	Fits estimator to data.
load	Loads component at file path.
model_family	ModelFamily.NONE
name	Returns string name of this component.
needs_fitting	Returns boolean determining if component needs fitting before calling predict, predict_proba, transform, or feature_importances.
parameters	Returns the parameters which were used to initialize the component.
predict	Make predictions using selected features.
predict_proba	Make probability estimates for labels.
save	Saves component at file path.
supported_problem_types	Problem types this estimator supports.

clone (*self*)

Constructs a new component with the same parameters and random state.

Returns A new instance of this component with identical parameters and random state.

default_parameters (*cls*)

Returns the default parameters for this component.

Our convention is that Component.default_parameters == Component().parameters.

Returns Default parameters for this component.

Return type dict

describe (*self*, *print_name=False*, *return_dict=False*)

Describe a component and its parameters.

Parameters

- **print_name** (*bool, optional*) – whether to print name of component

- **return_dict** (*bool, optional*) – whether to return description as dictionary in the format {"name": name, "parameters": parameters}

Returns Returns dictionary if return_dict is True, else None.

Return type None or dict

property feature_importance(*self*)

Returns importance associated with each feature.

Returns Importance associated with each feature.

Return type np.ndarray

Raises **MethodPropertyNotFoundError** – If estimator does not have a feature_importance method or a component_obj that implements feature_importance.

fit(*self*, *X*, *y=None*)

Fits estimator to data.

Parameters

- **X** (*pd.DataFrame*) – The input training data of shape [n_samples, n_features].
- **y** (*pd.Series, optional*) – The target training data of length [n_samples].

Returns self

static load(*file_path*)

Loads component at file path.

Parameters **file_path** (*str*) – Location to load file.

Returns ComponentBase object

property model_family(*cls*)

Returns ModelFamily of this component.

property name(*cls*)

Returns string name of this component.

needs_fitting(*self*)

Returns boolean determining if component needs fitting before calling predict, predict_proba, transform, or feature_importances.

This can be overridden to False for components that do not need to be fit or whose fit methods do nothing.

Returns True.

property parameters(*self*)

Returns the parameters which were used to initialize the component.

predict(*self*, *X*)

Make predictions using selected features.

Parameters **X** (*pd.DataFrame*) – Data of shape [n_samples, n_features].

Returns Predicted values.

Return type pd.Series

Raises **MethodPropertyNotFoundError** – If estimator does not have a predict method or a component_obj that implements predict.

predict_proba(*self*, *X*)

Make probability estimates for labels.

Parameters **X** (*pd.DataFrame*) – Features.

Returns Probability estimates.

Return type pd.Series

Raises **MethodPropertyNotFoundError** – If estimator does not have a predict_proba method or a component_obj that implements predict_proba.

save(*self*, *file_path*, *pickle_protocol=cloudpickle.DEFAULT_PROTOCOL*)

Saves component at file path.

Parameters

- **file_path** (*str*) – Location to save file.
- **pickle_protocol** (*int*) – The pickle data stream format.

property supported_problem_types(*cls*)

Problem types this estimator supports.

class evalml.pipelines.components.**ExponentialSmoothingRegressor**(*trend=None*, *damped_trend=False*, *seasonal=None*, *sp=2*, *n_jobs=-1*, *random_seed=0*, ***kwargs*)

Holt-Winters Exponential Smoothing Forecaster.

Currently ExponentialSmoothingRegressor isn't supported via conda install. It's recommended that it be installed via PyPI.

Parameters

- **trend** (*str*) – Type of trend component. Defaults to None.
- **damped_trend** (*bool*) – If the trend component should be damped. Defaults to False.
- **seasonal** (*str*) – Type of seasonal component. Takes one of {"additive", None}. Can also be multiplicative if
- **of the target data is 0** (*none*) –
- **AutoMLSearch wiill not tune for this. Defaults to None.** (*but*) –
- **sp** (*int*) – The number of seasonal periods to consider. Defaults to 2.
- **n_jobs** (*int or None*) – Non-negative integer describing level of parallelism used for pipelines. Defaults to -1.
- **random_seed** (*int*) – Seed for the random number generator. Defaults to 0.

Attributes

hyper-parameter_ranges	{ "trend": [None, "additive"], "damped_trend": [True, False], "seasonal": [None, "additive"], "sp": Integer(2, 8),}
model_family	ModelFamily.EXPONENTIAL_SMOOTHING
modifies_features	True
modifies_target	False
name	Exponential Smoothing Regressor
supported_problem_types	[ProblemTypes.TIME_SERIES_REGRESSION]
training_only	False

Methods

clone	Constructs a new component with the same parameters and random state.
default_parameters	Returns the default parameters for this component.
describe	Describe a component and its parameters.
feature_importance	Returns array of 0's with a length of 1 as feature_importance is not defined for Exponential Smoothing regressor.
fit	Fits Exponential Smoothing Regressor to data.
load	Loads component at file path.
needs_fitting	Returns boolean determining if component needs fitting before calling predict, predict_proba, transform, or feature_importances.
parameters	Returns the parameters which were used to initialize the component.
predict	Make predictions using fitted Exponential Smoothing regressor.
predict_proba	Make probability estimates for labels.
save	Saves component at file path.

clone(*self*)

Constructs a new component with the same parameters and random state.

Returns A new instance of this component with identical parameters and random state.

default_parameters(*cls*)

Returns the default parameters for this component.

Our convention is that Component.default_parameters == Component().parameters.

Returns Default parameters for this component.

Return type dict

describe(*self*, *print_name=False*, *return_dict=False*)

Describe a component and its parameters.

Parameters

- **print_name** (*bool, optional*) – whether to print name of component

- **return_dict** (*bool, optional*) – whether to return description as dictionary in the format {"name": name, "parameters": parameters}

Returns Returns dictionary if return_dict is True, else None.

Return type None or dict

property feature_importance(*self*)

Returns array of 0's with a length of 1 as feature_importance is not defined for Exponential Smoothing regressor.

fit(*self*, *X*, *y=None*)

Fits Exponential Smoothing Regressor to data.

Parameters

- **X** (*pd.DataFrame*) – The input training data of shape [n_samples, n_features]. Ignored.
- **y** (*pd.Series*) – The target training data of length [n_samples].

Returns self

Raises **ValueError** – If y was not passed in.

static load(*file_path*)

Loads component at file path.

Parameters **file_path** (*str*) – Location to load file.

Returns ComponentBase object

needs_fitting(*self*)

Returns boolean determining if component needs fitting before calling predict, predict_proba, transform, or feature_importances.

This can be overridden to False for components that do not need to be fit or whose fit methods do nothing.

Returns True.

property parameters(*self*)

Returns the parameters which were used to initialize the component.

predict(*self*, *X*, *y=None*)

Make predictions using fitted Exponential Smoothing regressor.

Parameters

- **X** (*pd.DataFrame*) – Data of shape [n_samples, n_features]. Ignored except to set forecast horizon.
- **y** (*pd.Series*) – Target data.

Returns Predicted values.

Return type pd.Series

predict_proba(*self*, *X*)

Make probability estimates for labels.

Parameters **X** (*pd.DataFrame*) – Features.

Returns Probability estimates.

Return type pd.Series

Raises **MethodPropertyNotFoundError** – If estimator does not have a predict_proba method or a component_obj that implements predict_proba.

save (*self, file_path, pickle_protocol=cloudpickle.DEFAULT_PROTOCOL*)
Saves component at file path.

Parameters

- **file_path** (*str*) – Location to save file.
- **pickle_protocol** (*int*) – The pickle data stream format.

class evalml.pipelines.components.**ExtraTreesClassifier** (*n_estimators=100, max_features='auto', max_depth=6, min_samples_split=2, min_weight_fraction_leaf=0.0, n_jobs=-1, random_seed=0, **kwargs*)

Extra Trees Classifier.

Parameters

- **n_estimators** (*float*) – The number of trees in the forest. Defaults to 100.
- **max_features** (*int, float or {"auto", "sqrt", "log2"}*) – The number of features to consider when looking for the best split:
  - If int, then consider max_features features at each split.
  - If float, then max_features is a fraction and int(max_features * n_features) features are considered at each split.
  - If "auto", then max_features=sqrt(n_features).
  - If "sqrt", then max_features=sqrt(n_features).
  - If "log2", then max_features=log2(n_features).
  - If None, then max_features = n_features.

  The search for a split does not stop until at least one valid partition of the node samples is found, even if it requires to effectively inspect more than max_features features. Defaults to "auto".
- **max_depth** (*int*) – The maximum depth of the tree. Defaults to 6.
- **min_samples_split** (*int or float*) – The minimum number of samples required to split an internal node:
  - If int, then consider min_samples_split as the minimum number.
  - If float, then min_samples_split is a fraction and ceil(min_samples_split * n_samples) are the minimum number of samples for each split.
- **to 2.** (*Defaults*) –
- **min_weight_fraction_leaf** (*float*) – The minimum weighted fraction of the sum total of weights (of all the input samples) required to be at a leaf node. Defaults to 0.0.
- **n_jobs** (*int or None*) – Number of jobs to run in parallel. -1 uses all processes. Defaults to -1.
- **random_seed** (*int*) – Seed for the random number generator. Defaults to 0.

Attributes

hyper-parameter_ranges	{ "n_estimators": Integer(10, 1000), "max_features": ["auto", "sqrt", "log2"], "max_depth": Integer(4, 10),}
model_family	ModelFamily.EXTRA_TREES
modifies_features	True
modifies_target	False
name	Extra Trees Classifier
supported_problem_types	[ProblemTypes.BINARY, ProblemTypes.MULTICLASS, ProblemTypes.TIME_SERIES_BINARY, ProblemTypes.TIME_SERIES_MULTICLASS,]
training_only	False

Methods

clone	Constructs a new component with the same parameters and random state.
default_parameters	Returns the default parameters for this component.
describe	Describe a component and its parameters.
feature_importance	Returns importance associated with each feature.
fit	Fits estimator to data.
load	Loads component at file path.
needs_fitting	Returns boolean determining if component needs fitting before calling predict, predict_proba, transform, or feature_importances.
parameters	Returns the parameters which were used to initialize the component.
predict	Make predictions using selected features.
predict_proba	Make probability estimates for labels.
save	Saves component at file path.

clone(*self*)

Constructs a new component with the same parameters and random state.

Returns A new instance of this component with identical parameters and random state.

default_parameters(*cls*)

Returns the default parameters for this component.

Our convention is that Component.default_parameters == Component().parameters.

Returns Default parameters for this component.

Return type dict

describe(*self*, *print_name=False*, *return_dict=False*)

Describe a component and its parameters.

Parameters

- **print_name** (*bool, optional*) – whether to print name of component
- **return_dict** (*bool, optional*) – whether to return description as dictionary in the format {"name": name, "parameters": parameters}

Returns Returns dictionary if return_dict is True, else None.

Return type None or dict

property feature_importance(*self*)

Returns importance associated with each feature.

Returns Importance associated with each feature.

Return type np.ndarray

Raises **MethodPropertyNotFoundError** – If estimator does not have a feature_importance method or a component_obj that implements feature_importance.

fit(*self*, *X*, *y=None*)

Fits estimator to data.

Parameters

- **X** (*pd.DataFrame*) – The input training data of shape [n_samples, n_features].
- **y** (*pd.Series, optional*) – The target training data of length [n_samples].

Returns self

static load(*file_path*)

Loads component at file path.

Parameters **file_path** (*str*) – Location to load file.

Returns ComponentBase object

needs_fitting(*self*)

Returns boolean determining if component needs fitting before calling predict, predict_proba, transform, or feature_importances.

This can be overridden to False for components that do not need to be fit or whose fit methods do nothing.

Returns True.

property parameters(*self*)

Returns the parameters which were used to initialize the component.

predict(*self*, *X*)

Make predictions using selected features.

Parameters **X** (*pd.DataFrame*) – Data of shape [n_samples, n_features].

Returns Predicted values.

Return type pd.Series

Raises **MethodPropertyNotFoundError** – If estimator does not have a predict method or a component_obj that implements predict.

predict_proba(*self*, *X*)

Make probability estimates for labels.

Parameters **X** (*pd.DataFrame*) – Features.

Returns Probability estimates.

Return type pd.Series

Raises **MethodPropertyNotFoundError** – If estimator does not have a predict_proba method or a component_obj that implements predict_proba.

save(*self*, *file_path*, *pickle_protocol=cloudpickle.DEFAULT_PROTOCOL*)

Saves component at file path.

Parameters

- **file_path** (*str*) – Location to save file.
- **pickle_protocol** (*int*) – The pickle data stream format.

class evalml.pipelines.components.**ExtraTreesRegressor**(*n_estimators=100, max_features='auto', max_depth=6, min_samples_split=2, min_weight_fraction_leaf=0.0, n_jobs=- 1, random_seed=0, **kwargs*)

Extra Trees Regressor.

Parameters

- **n_estimators** (*float*) – The number of trees in the forest. Defaults to 100.
- **max_features** (*int, float or {"auto", "sqrt", "log2"}*) – The number of features to consider when looking for the best split:
  - If int, then consider max_features features at each split.
  - If float, then max_features is a fraction and int(max_features * n_features) features are considered at each split.
  - If "auto", then max_features=sqrt(n_features).
  - If "sqrt", then max_features=sqrt(n_features).
  - If "log2", then max_features=log2(n_features).
  - If None, then max_features = n_features.

  The search for a split does not stop until at least one valid partition of the node samples is found, even if it requires to effectively inspect more than max_features features. Defaults to "auto".
- **max_depth** (*int*) – The maximum depth of the tree. Defaults to 6.
- **min_samples_split** (*int or float*) – The minimum number of samples required to split an internal node:
  - If int, then consider min_samples_split as the minimum number.
  - If float, then min_samples_split is a fraction and ceil(min_samples_split * n_samples) are the minimum number of samples for each split.
- **to 2.** (*Defaults*) –
- **min_weight_fraction_leaf** (*float*) – The minimum weighted fraction of the sum total of weights (of all the input samples) required to be at a leaf node. Defaults to 0.0.
- **n_jobs** (*int or None*) – Number of jobs to run in parallel. -1 uses all processes. Defaults to -1.
- **random_seed** (*int*) – Seed for the random number generator. Defaults to 0.

Attributes

hyper-parameter_ranges	{ "n_estimators": Integer(10, 1000), "max_features": ["auto", "sqrt", "log2"], "max_depth": Integer(4, 10),}
model_family	ModelFamily.EXTRA_TREES
modifies_features	True
modifies_target	False
name	Extra Trees Regressor
supported_problem_types	[ProblemTypes.REGRESSION, ProblemTypes.TIME_SERIES_REGRESSION,]
training_only	False

Methods

clone	Constructs a new component with the same parameters and random state.
default_parameters	Returns the default parameters for this component.
describe	Describe a component and its parameters.
feature_importance	Returns importance associated with each feature.
fit	Fits estimator to data.
load	Loads component at file path.
needs_fitting	Returns boolean determining if component needs fitting before calling predict, predict_proba, transform, or feature_importances.
parameters	Returns the parameters which were used to initialize the component.
predict	Make predictions using selected features.
predict_proba	Make probability estimates for labels.
save	Saves component at file path.

clone(*self*)

Constructs a new component with the same parameters and random state.

Returns A new instance of this component with identical parameters and random state.

default_parameters(*cls*)

Returns the default parameters for this component.

Our convention is that Component.default_parameters == Component().parameters.

Returns Default parameters for this component.

Return type dict

describe(*self*, *print_name=False*, *return_dict=False*)

Describe a component and its parameters.

Parameters

- **print_name** (*bool, optional*) – whether to print name of component
- **return_dict** (*bool, optional*) – whether to return description as dictionary in the format {"name": name, "parameters": parameters}

Returns Returns dictionary if return_dict is True, else None.

Return type None or dict

property feature_importance(*self*)

Returns importance associated with each feature.

Returns Importance associated with each feature.

Return type np.ndarray

Raises **MethodPropertyNotFoundError** – If estimator does not have a feature_importance method or a component_obj that implements feature_importance.

fit(*self*, *X*, *y=None*)

Fits estimator to data.

Parameters

- **X** (*pd.DataFrame*) – The input training data of shape [n_samples, n_features].
- **y** (*pd.Series, optional*) – The target training data of length [n_samples].

Returns self

static load(*file_path*)

Loads component at file path.

Parameters **file_path** (*str*) – Location to load file.

Returns ComponentBase object

needs_fitting(*self*)

Returns boolean determining if component needs fitting before calling predict, predict_proba, transform, or feature_importances.

This can be overridden to False for components that do not need to be fit or whose fit methods do nothing.

Returns True.

property parameters(*self*)

Returns the parameters which were used to initialize the component.

predict(*self*, *X*)

Make predictions using selected features.

Parameters **X** (*pd.DataFrame*) – Data of shape [n_samples, n_features].

Returns Predicted values.

Return type pd.Series

Raises **MethodPropertyNotFoundError** – If estimator does not have a predict method or a component_obj that implements predict.

predict_proba(*self*, *X*)

Make probability estimates for labels.

Parameters **X** (*pd.DataFrame*) – Features.

Returns Probability estimates.

Return type pd.Series

Raises **MethodPropertyNotFoundError** – If estimator does not have a predict_proba method or a component_obj that implements predict_proba.

save(*self*, *file_path*, *pickle_protocol=cloudpickle.DEFAULT_PROTOCOL*)

Saves component at file path.

Parameters

- **file_path** (*str*) – Location to save file.
- **pickle_protocol** (*int*) – The pickle data stream format.

class evalml.pipelines.components.**FeatureSelector**(*parameters=None, component_obj=None, random_seed=0, **kwargs*)

Selects top features based on importance weights.

Parameters

- **parameters** (*dict*) – Dictionary of parameters for the component. Defaults to None.
- **component_obj** (*obj*) – Third-party objects useful in component implementation. Defaults to None.
- **random_seed** (*int*) – Seed for the random number generator. Defaults to 0.

Attributes

modifies_features	True
modifies_target	False
training_only	False

Methods

clone	Constructs a new component with the same parameters and random state.
default_parameters	Returns the default parameters for this component.
describe	Describe a component and its parameters.
fit	Fits component to data.
fit_transform	Fit and transform data using the feature selector.
get_names	Get names of selected features.
load	Loads component at file path.
name	Returns string name of this component.
needs_fitting	Returns boolean determining if component needs fitting before calling predict, predict_proba, transform, or feature_importances.
parameters	Returns the parameters which were used to initialize the component.
save	Saves component at file path.
transform	Transforms input data by selecting features. If the component_obj does not have a transform method, will raise an MethodPropertyNotFoundError exception.

clone(*self*)

Constructs a new component with the same parameters and random state.

Returns A new instance of this component with identical parameters and random state.

default_parameters(*cls*)

Returns the default parameters for this component.

Our convention is that Component.default_parameters == Component().parameters.

Returns Default parameters for this component.

Return type dict

describe(*self*, *print_name=False*, *return_dict=False*)

Describe a component and its parameters.

Parameters

- **print_name** (*bool, optional*) – whether to print name of component
- **return_dict** (*bool, optional*) – whether to return description as dictionary in the format {"name": name, "parameters": parameters}

Returns Returns dictionary if return_dict is True, else None.

Return type None or dict

fit(*self*, *X*, *y=None*)

Fits component to data.

Parameters

- **X** (*pd.DataFrame*) – The input training data of shape [n_samples, n_features]
- **y** (*pd.Series, optional*) – The target training data of length [n_samples]

Returns self

Raises **MethodPropertyNotFoundError** – If component does not have a fit method or a component_obj that implements fit.

fit_transform(*self*, *X*, *y=None*)

Fit and transform data using the feature selector.

Parameters

- **X** (*pd.DataFrame*) – The input training data of shape [n_samples, n_features].
- **y** (*pd.Series, optional*) – The target training data of length [n_samples].

Returns Transformed data.

Return type pd.DataFrame

get_names(*self*)

Get names of selected features.

Returns List of the names of features selected.

Return type list[str]

static load(*file_path*)

Loads component at file path.

Parameters **file_path** (*str*) – Location to load file.

Returns ComponentBase object

property name(*cls*)

Returns string name of this component.

needs_fitting(*self*)

Returns boolean determining if component needs fitting before calling predict, predict_proba, transform, or feature_importances.

This can be overridden to False for components that do not need to be fit or whose fit methods do nothing.

Returns True.

property parameters(*self*)

Returns the parameters which were used to initialize the component.

save(*self*, *file_path*, *pickle_protocol=cloudpickle.DEFAULT_PROTOCOL*)

Saves component at file path.

Parameters

- **file_path** (*str*) – Location to save file.
- **pickle_protocol** (*int*) – The pickle data stream format.

transform(*self*, *X*, *y=None*)

Transforms input data by selecting features. If the component_obj does not have a transform method, will raise an MethodPropertyNotFoundError exception.

Parameters

- **X** (*pd.DataFrame*) – Data to transform.
- **y** (*pd.Series, optional*) – Target data. Ignored.

Returns Transformed X

Return type pd.DataFrame

Raises **MethodPropertyNotFoundError** – If feature selector does not have a transform method or a component_obj that implements transform

class evalml.pipelines.components.**Imputer**(*categorical_impute_strategy='most_frequent', categorical_fill_value=None, numeric_impute_strategy='mean', numeric_fill_value=None, random_seed=0, **kwargs*)

Imputes missing data according to a specified imputation strategy.

Parameters

- **categorical_impute_strategy** (*string*) – Impute strategy to use for string, object, boolean, categorical dtypes. Valid values include "most_frequent" and "constant".
- **numeric_impute_strategy** (*string*) – Impute strategy to use for numeric columns. Valid values include "mean", "median", "most_frequent", and "constant".
- **categorical_fill_value** (*string*) – When categorical_impute_strategy == "constant", fill_value is used to replace missing data. The default value of None will fill with the string "missing_value".
- **numeric_fill_value** (*int, float*) – When numeric_impute_strategy == "constant", fill_value is used to replace missing data. The default value of None will fill with 0.
- **random_seed** (*int*) – Seed for the random number generator. Defaults to 0.

Attributes

hyper-parameter_ranges	{ "categorical_impute_strategy": ["most_frequent"], "numeric_impute_strategy": ["mean", "median", "most_frequent"],}
modifies_features	True
modifies_target	False
name	Imputer
training_only	False

Methods

clone	Constructs a new component with the same parameters and random state.
default_parameters	Returns the default parameters for this component.
describe	Describe a component and its parameters.
fit	Fits imputer to data. 'None' values are converted to np.nan before imputation and are treated as the same.
fit_transform	Fits on X and transforms X.
load	Loads component at file path.
needs_fitting	Returns boolean determining if component needs fitting before calling predict, predict_proba, transform, or feature_importances.
parameters	Returns the parameters which were used to initialize the component.
save	Saves component at file path.
transform	Transforms data X by imputing missing values. 'None' values are converted to np.nan before imputation and are treated as the same.

clone(*self*)

Constructs a new component with the same parameters and random state.

Returns A new instance of this component with identical parameters and random state.

default_parameters(*cls*)

Returns the default parameters for this component.

Our convention is that Component.default_parameters == Component().parameters.

Returns Default parameters for this component.

Return type dict

describe(*self*, *print_name=False*, *return_dict=False*)

Describe a component and its parameters.

Parameters

- **print_name** (*bool, optional*) – whether to print name of component
- **return_dict** (*bool, optional*) – whether to return description as dictionary in the format {"name": name, "parameters": parameters}

Returns Returns dictionary if return_dict is True, else None.

Return type None or dict

fit (*self*, *X*, *y=None*)

Fits imputer to data. 'None' values are converted to np.nan before imputation and are treated as the same.

Parameters

- **X** (*pd.DataFrame, np.ndarray*) – The input training data of shape [n_samples, n_features]
- **y** (*pd.Series, optional*) – The target training data of length [n_samples]

Returns self

fit_transform (*self*, *X*, *y=None*)

Fits on X and transforms X.

Parameters

- **X** (*pd.DataFrame*) – Data to fit and transform.
- **y** (*pd.Series*) – Target data.

Returns Transformed X.

Return type pd.DataFrame

Raises **MethodPropertyNotFoundError** – If transformer does not have a transform method or a component_obj that implements transform.

static load (*file_path*)

Loads component at file path.

Parameters **file_path** (*str*) – Location to load file.

Returns ComponentBase object

needs_fitting (*self*)

Returns boolean determining if component needs fitting before calling predict, predict_proba, transform, or feature_importances.

This can be overridden to False for components that do not need to be fit or whose fit methods do nothing.

Returns True.

property parameters (*self*)

Returns the parameters which were used to initialize the component.

save (*self*, *file_path*, *pickle_protocol=cloudpickle.DEFAULT_PROTOCOL*)

Saves component at file path.

Parameters

- **file_path** (*str*) – Location to save file.
- **pickle_protocol** (*int*) – The pickle data stream format.

transform (*self*, *X*, *y=None*)

Transforms data X by imputing missing values. 'None' values are converted to np.nan before imputation and are treated as the same.

Parameters

- **X** (*pd.DataFrame*) – Data to transform
- **y** (*pd.Series, optional*) – Ignored.

Returns Transformed X

Return type pd.DataFrame

class evalml.pipelines.components.**KNeighborsClassifier**(*n_neighbors=5, weights='uniform', algorithm='auto', leaf_size=30, p=2, random_seed=0, **kwargs*)

K-Nearest Neighbors Classifier.

Parameters

- **n_neighbors** (*int*) – Number of neighbors to use by default. Defaults to 5.
- **weights** (*{ 'uniform', 'distance' } or callable*) – Weight function used in prediction. Can be:
  - 'uniform' : uniform weights. All points in each neighborhood are weighted equally.
  - 'distance' : weight points by the inverse of their distance. in this case, closer neighbors of a query point will have a greater influence than neighbors which are further away.
  - [callable] : a user-defined function which accepts an array of distances, and returns an array of the same shape containing the weights.

  Defaults to "uniform".
- **algorithm** (*{ 'auto', 'ball_tree', 'kd_tree', 'brute' }*) – Algorithm used to compute the nearest neighbors:
  - 'ball_tree' will use BallTree
  - 'kd_tree' will use KDTree
  - 'brute' will use a brute-force search.

  'auto' will attempt to decide the most appropriate algorithm based on the values passed to fit method. Defaults to "auto". Note: fitting on sparse input will override the setting of this parameter, using brute force.
- **leaf_size** (*int*) – Leaf size passed to BallTree or KDTree. This can affect the speed of the construction and query, as well as the memory required to store the tree. The optimal value depends on the nature of the problem. Defaults to 30.
- **p** (*int*) – Power parameter for the Minkowski metric. When p = 1, this is equivalent to using manhattan_distance (l1), and euclidean_distance (l2) for p = 2. For arbitrary p, minkowski_distance (l_p) is used. Defaults to 2.
- **random_seed** (*int*) – Seed for the random number generator. Defaults to 0.

Attributes

hyper-parameter_ranges	{ "n_neighbors": Integer(2, 12), "weights": ["uniform", "distance"], "algorithm": ["auto", "ball_tree", "kd_tree", "brute"], "leaf_size": Integer(10, 30), "p": Integer(1, 5),}
model_family	ModelFamily.K_NEIGHBORS
modifies_features	True
modifies_target	False
name	KNN Classifier
supported_problem_types	[ProblemTypes.BINARY, ProblemTypes.MULTICLASS, ProblemTypes.TIME_SERIES_BINARY, ProblemTypes.TIME_SERIES_MULTICLASS,]
training_only	False

Methods

clone	Constructs a new component with the same parameters and random state.
default_parameters	Returns the default parameters for this component.
describe	Describe a component and its parameters.
feature_importance	Returns array of 0's matching the input number of features as feature_importance is not defined for KNN classifiers.
fit	Fits estimator to data.
load	Loads component at file path.
needs_fitting	Returns boolean determining if component needs fitting before calling predict, predict_proba, transform, or feature_importances.
parameters	Returns the parameters which were used to initialize the component.
predict	Make predictions using selected features.
predict_proba	Make probability estimates for labels.
save	Saves component at file path.

clone(*self*)

Constructs a new component with the same parameters and random state.

Returns A new instance of this component with identical parameters and random state.

default_parameters(*cls*)

Returns the default parameters for this component.

Our convention is that Component.default_parameters == Component().parameters.

Returns Default parameters for this component.

Return type dict

describe(*self*, *print_name=False*, *return_dict=False*)

Describe a component and its parameters.

Parameters

- **print_name** (*bool, optional*) – whether to print name of component

- **return_dict** (*bool, optional*) – whether to return description as dictionary in the format {"name": name, "parameters": parameters}

Returns Returns dictionary if return_dict is True, else None.

Return type None or dict

property feature_importance(*self*)

Returns array of 0's matching the input number of features as feature_importance is not defined for KNN classifiers.

fit(*self*, *X*, *y=None*)

Fits estimator to data.

Parameters

- **X** (*pd.DataFrame*) – The input training data of shape [n_samples, n_features].
- **y** (*pd.Series, optional*) – The target training data of length [n_samples].

Returns self

static load(*file_path*)

Loads component at file path.

Parameters **file_path** (*str*) – Location to load file.

Returns ComponentBase object

needs_fitting(*self*)

Returns boolean determining if component needs fitting before calling predict, predict_proba, transform, or feature_importances.

This can be overridden to False for components that do not need to be fit or whose fit methods do nothing.

Returns True.

property parameters(*self*)

Returns the parameters which were used to initialize the component.

predict(*self*, *X*)

Make predictions using selected features.

Parameters **X** (*pd.DataFrame*) – Data of shape [n_samples, n_features].

Returns Predicted values.

Return type pd.Series

Raises **MethodPropertyNotFoundError** – If estimator does not have a predict method or a component_obj that implements predict.

predict_proba(*self*, *X*)

Make probability estimates for labels.

Parameters **X** (*pd.DataFrame*) – Features.

Returns Probability estimates.

Return type pd.Series

Raises **MethodPropertyNotFoundError** – If estimator does not have a predict_proba method or a component_obj that implements predict_proba.

save(*self*, *file_path*, *pickle_protocol=cloudpickle.DEFAULT_PROTOCOL*)

Saves component at file path.

Parameters

- **file_path** (*str*) – Location to save file.
- **pickle_protocol** (*int*) – The pickle data stream format.

class evalml.pipelines.components.**LabelEncoder**(*positive_label=None*, *random_seed=0*, ***kwargs*)

A transformer that encodes target labels using values between 0 and num_classes - 1.

Parameters

- **positive_label** (*int, str*) – The label for the class that should be treated as positive (1) for binary classification problems. Ignored for multiclass problems. Defaults to None.
- **random_seed** (*int*) – Seed for the random number generator. Defaults to 0. Ignored.

Attributes

hyper-parameter_ranges	{}
modifies_features	False
modifies_target	True
name	Label Encoder
training_only	False

Methods

clone	Constructs a new component with the same parameters and random state.
default_parameters	Returns the default parameters for this component.
describe	Describe a component and its parameters.
fit	Fits the label encoder.
fit_transform	Fit and transform data using the label encoder.
inverse_transform	Decodes the target data.
load	Loads component at file path.
needs_fitting	Returns boolean determining if component needs fitting before calling predict, predict_proba, transform, or feature_importances.
parameters	Returns the parameters which were used to initialize the component.
save	Saves component at file path.
transform	Transform the target using the fitted label encoder.

clone(*self*)

Constructs a new component with the same parameters and random state.

Returns A new instance of this component with identical parameters and random state.

default_parameters(*cls*)

Returns the default parameters for this component.

Our convention is that Component.default_parameters == Component().parameters.

Returns Default parameters for this component.

Return type dict

describe (*self*, *print_name=False*, *return_dict=False*)

Describe a component and its parameters.

Parameters

- **print_name** (*bool, optional*) – whether to print name of component
- **return_dict** (*bool, optional*) – whether to return description as dictionary in the format {"name": name, "parameters": parameters}

Returns Returns dictionary if return_dict is True, else None.

Return type None or dict

fit (*self*, *X*, *y*)

Fits the label encoder.

Parameters

- **X** (*pd.DataFrame*) – The input training data of shape [n_samples, n_features]. Ignored.
- **y** (*pd.Series*) – The target training data of length [n_samples].

Returns self

Raises **ValueError** – If input *y* is None.

fit_transform (*self*, *X*, *y*)

Fit and transform data using the label encoder.

Parameters

- **X** (*pd.DataFrame*) – The input training data of shape [n_samples, n_features].
- **y** (*pd.Series*) – The target training data of length [n_samples].

Returns The original features and an encoded version of the target.

Return type pd.DataFrame, pd.Series

inverse_transform (*self*, *y*)

Decodes the target data.

Parameters **y** (*pd.Series*) – Target data.

Returns The decoded version of the target.

Return type pd.Series

Raises **ValueError** – If input *y* is None.

static load (*file_path*)

Loads component at file path.

Parameters **file_path** (*str*) – Location to load file.

Returns ComponentBase object

needs_fitting (*self*)

Returns boolean determining if component needs fitting before calling predict, predict_proba, transform, or feature_importances.

This can be overridden to False for components that do not need to be fit or whose fit methods do nothing.

Returns True.

property parameters(*self*)
Returns the parameters which were used to initialize the component.

save(*self*, *file_path*, *pickle_protocol=cloudpickle.DEFAULT_PROTOCOL*)
Saves component at file path.

Parameters

- **file_path** (*str*) – Location to save file.
- **pickle_protocol** (*int*) – The pickle data stream format.

transform(*self*, *X*, *y=None*)
Transform the target using the fitted label encoder.

Parameters

- **X** (*pd.DataFrame*) – The input training data of shape [n_samples, n_features]. Ignored.
- **y** (*pd.Series*) – The target training data of length [n_samples].

Returns The original features and an encoded version of the target.

Return type pd.DataFrame, pd.Series

Raises **ValueError** – If input *y* is None.

class evalml.pipelines.components.**LightGBMClassifier**(*boosting_type='gbdt', learning_rate=0.1, n_estimators=100, max_depth=0, num_leaves=31, min_child_samples=20, bagging_fraction=0.9, bagging_freq=0, n_jobs=-1, random_seed=0, **kwargs*)
LightGBM Classifier.

Parameters

- **boosting_type** (*string*) – Type of boosting to use. Defaults to "gbdt". - 'gbdt' uses traditional Gradient Boosting Decision Tree - "dart", uses Dropouts meet Multiple Additive Regression Trees - "goss", uses Gradient-based One-Side Sampling - "rf", uses Random Forest
- **learning_rate** (*float*) – Boosting learning rate. Defaults to 0.1.
- **n_estimators** (*int*) – Number of boosted trees to fit. Defaults to 100.
- **max_depth** (*int*) – Maximum tree depth for base learners, <=0 means no limit. Defaults to 0.
- **num_leaves** (*int*) – Maximum tree leaves for base learners. Defaults to 31.
- **min_child_samples** (*int*) – Minimum number of data needed in a child (leaf). Defaults to 20.
- **bagging_fraction** (*float*) – LightGBM will randomly select a subset of features on each iteration (tree) without resampling if this is smaller than 1.0. For example, if set to 0.8, LightGBM will select 80% of features before training each tree. This can be used to speed up training and deal with overfitting. Defaults to 0.9.
- **bagging_freq** (*int*) – Frequency for bagging. 0 means bagging is disabled. k means perform bagging at every k iteration. Every k-th iteration, LightGBM will randomly select bagging_fraction * 100 % of the data to use for the next k iterations. Defaults to 0.

- **n_jobs** (*int or None*) – Number of threads to run in parallel. -1 uses all threads. Defaults to -1.
- **random_seed** (*int*) – Seed for the random number generator. Defaults to 0.

Attributes

hyper-parameter_ranges	{ "learning_rate": Real(0.000001, 1), "boosting_type": ["gbdt", "dart", "goss", "rf"], "n_estimators": Integer(10, 100), "max_depth": Integer(0, 10), "num_leaves": Integer(2, 100), "min_child_samples": Integer(1, 100), "bagging_fraction": Real(0.000001, 1), "bagging_freq": Integer(0, 1),}
model_family	ModelFamily.LIGHTGBM
modifies_features	True
modifies_target	False
name	LightGBM Classifier
SEED_MAX	SEED_BOUNDS.max_bound
SEED_MIN	0
supported_problem_types	[ProblemTypes.BINARY, ProblemTypes.MULTICLASS, ProblemTypes.TIME_SERIES_BINARY, ProblemTypes.TIME_SERIES_MULTICLASS,]
training_only	False

Methods

clone	Constructs a new component with the same parameters and random state.
default_parameters	Returns the default parameters for this component.
describe	Describe a component and its parameters.
feature_importance	Returns importance associated with each feature.
fit	Fits LightGBM classifier component to data.
load	Loads component at file path.
needs_fitting	Returns boolean determining if component needs fitting before calling predict, predict_proba, transform, or feature_importances.
parameters	Returns the parameters which were used to initialize the component.
predict	Make predictions using the fitted LightGBM classifier.
predict_proba	Make prediction probabilities using the fitted LightGBM classifier.
save	Saves component at file path.

clone(*self*)

Constructs a new component with the same parameters and random state.

Returns A new instance of this component with identical parameters and random state.

default_parameters(*cls*)

Returns the default parameters for this component.

Our convention is that Component.default_parameters == Component().parameters.

Returns Default parameters for this component.

Return type dict

describe (*self*, *print_name=False*, *return_dict=False*)

Describe a component and its parameters.

Parameters

- **print_name** (*bool, optional*) – whether to print name of component
- **return_dict** (*bool, optional*) – whether to return description as dictionary in the format {"name": name, "parameters": parameters}

Returns Returns dictionary if return_dict is True, else None.

Return type None or dict

property feature_importance (*self*)

Returns importance associated with each feature.

Returns Importance associated with each feature.

Return type np.ndarray

Raises **MethodPropertyNotFoundError** – If estimator does not have a feature_importance method or a component_obj that implements feature_importance.

fit (*self*, *X*, *y=None*)

Fits LightGBM classifier component to data.

Parameters

- **X** (*pd.DataFrame*) – The input training data of shape [n_samples, n_features].
- **y** (*pd.Series*) – The target training data of length [n_samples].

Returns self

static load (*file_path*)

Loads component at file path.

Parameters **file_path** (*str*) – Location to load file.

Returns ComponentBase object

needs_fitting (*self*)

Returns boolean determining if component needs fitting before calling predict, predict_proba, transform, or feature_importances.

This can be overridden to False for components that do not need to be fit or whose fit methods do nothing.

Returns True.

property parameters (*self*)

Returns the parameters which were used to initialize the component.

predict (*self*, *X*)

Make predictions using the fitted LightGBM classifier.

Parameters **X** (*pd.DataFrame*) – Data of shape [n_samples, n_features].

Returns Predicted values.

Return type pd.DataFrame

predict_proba (*self*, *X*)

Make prediction probabilities using the fitted LightGBM classifier.

Parameters **X** (*pd.DataFrame*) – Data of shape [n_samples, n_features].

Returns Predicted probability values.

Return type pd.DataFrame

save(*self*, *file_path*, *pickle_protocol=cloudpickle.DEFAULT_PROTOCOL*)

Saves component at file path.

Parameters

- **file_path** (*str*) – Location to save file.
- **pickle_protocol** (*int*) – The pickle data stream format.

class evalml.pipelines.components.**LightGBMRegressor**(*boosting_type='gbdt', learning_rate=0.1, n_estimators=20, max_depth=0, num_leaves=31, min_child_samples=20, bagging_fraction=0.9, bagging_freq=0, n_jobs=-1, random_seed=0, **kwargs*)

LightGBM Regressor.

Parameters

- **boosting_type** (*string*) – Type of boosting to use. Defaults to "gbdt". - 'gbdt' uses traditional Gradient Boosting Decision Tree - "dart", uses Dropouts meet Multiple Additive Regression Trees - "goss", uses Gradient-based One-Side Sampling - "rf", uses Random Forest
- **learning_rate** (*float*) – Boosting learning rate. Defaults to 0.1.
- **n_estimators** (*int*) – Number of boosted trees to fit. Defaults to 100.
- **max_depth** (*int*) – Maximum tree depth for base learners, <=0 means no limit. Defaults to 0.
- **num_leaves** (*int*) – Maximum tree leaves for base learners. Defaults to 31.
- **min_child_samples** (*int*) – Minimum number of data needed in a child (leaf). Defaults to 20.
- **bagging_fraction** (*float*) – LightGBM will randomly select a subset of features on each iteration (tree) without resampling if this is smaller than 1.0. For example, if set to 0.8, LightGBM will select 80% of features before training each tree. This can be used to speed up training and deal with overfitting. Defaults to 0.9.
- **bagging_freq** (*int*) – Frequency for bagging. 0 means bagging is disabled. k means perform bagging at every k iteration. Every k-th iteration, LightGBM will randomly select bagging_fraction * 100 % of the data to use for the next k iterations. Defaults to 0.
- **n_jobs** (*int or None*) – Number of threads to run in parallel. -1 uses all threads. Defaults to -1.
- **random_seed** (*int*) – Seed for the random number generator. Defaults to 0.

Attributes

hyper-parameter_ranges	{ "learning_rate": Real(0.000001, 1), "boosting_type": ["gbdt", "dart", "goss", "rf"], "n_estimators": Integer(10, 100), "max_depth": Integer(0, 10), "num_leaves": Integer(2, 100), "min_child_samples": Integer(1, 100), "bagging_fraction": Real(0.000001, 1), "bagging_freq": Integer(0, 1),}
model_family	ModelFamily.LIGHTGBM
modifies_features	True
modifies_target	False
name	LightGBM Regressor
SEED_MAX	SEED_BOUNDS.max_bound
SEED_MIN	0
supported_problem_types	[ProblemTypes.REGRESSION]
training_only	False

Methods

`clone`	Constructs a new component with the same parameters and random state.
`default_parameters`	Returns the default parameters for this component.
`describe`	Describe a component and its parameters.
`feature_importance`	Returns importance associated with each feature.
`fit`	Fits LightGBM regressor to data.
`load`	Loads component at file path.
`needs_fitting`	Returns boolean determining if component needs fitting before calling predict, predict_proba, transform, or feature_importances.
`parameters`	Returns the parameters which were used to initialize the component.
`predict`	Make predictions using fitted LightGBM regressor.
`predict_proba`	Make probability estimates for labels.
`save`	Saves component at file path.

clone(*self*)

Constructs a new component with the same parameters and random state.

Returns A new instance of this component with identical parameters and random state.

default_parameters(*cls*)

Returns the default parameters for this component.

Our convention is that Component.default_parameters == Component().parameters.

Returns Default parameters for this component.

Return type dict

describe(*self*, *print_name=False*, *return_dict=False*)

Describe a component and its parameters.

Parameters

- **print_name** (*bool, optional*) – whether to print name of component

- **return_dict** (*bool, optional*) – whether to return description as dictionary in the format {"name": name, "parameters": parameters}

Returns Returns dictionary if return_dict is True, else None.

Return type None or dict

property feature_importance(*self*)

Returns importance associated with each feature.

Returns Importance associated with each feature.

Return type np.ndarray

Raises **MethodPropertyNotFoundError** – If estimator does not have a feature_importance method or a component_obj that implements feature_importance.

fit(*self*, *X*, *y=None*)

Fits LightGBM regressor to data.

Parameters

- **X** (*pd.DataFrame*) – The input training data of shape [n_samples, n_features].
- **y** (*pd.Series*) – The target training data of length [n_samples].

Returns self

static load(*file_path*)

Loads component at file path.

Parameters **file_path** (*str*) – Location to load file.

Returns ComponentBase object

needs_fitting(*self*)

Returns boolean determining if component needs fitting before calling predict, predict_proba, transform, or feature_importances.

This can be overridden to False for components that do not need to be fit or whose fit methods do nothing.

Returns True.

property parameters(*self*)

Returns the parameters which were used to initialize the component.

predict(*self*, *X*)

Make predictions using fitted LightGBM regressor.

Parameters **X** (*pd.DataFrame*) – Data of shape [n_samples, n_features].

Returns Predicted values.

Return type pd.Series

predict_proba(*self*, *X*)

Make probability estimates for labels.

Parameters **X** (*pd.DataFrame*) – Features.

Returns Probability estimates.

Return type pd.Series

Raises **MethodPropertyNotFoundError** – If estimator does not have a predict_proba method or a component_obj that implements predict_proba.

save (*self, file_path, pickle_protocol=cloudpickle.DEFAULT_PROTOCOL*)
Saves component at file path.

Parameters

- **file_path** (*str*) – Location to save file.
- **pickle_protocol** (*int*) – The pickle data stream format.

class evalml.pipelines.components.**LinearDiscriminantAnalysis** (*n_components=None, random_seed=0, **kwargs*)

Reduces the number of features by using Linear Discriminant Analysis.

Parameters

- **n_components** (*int*) – The number of features to maintain after computation. Defaults to None.
- **random_seed** (*int*) – Seed for the random number generator. Defaults to 0.

Attributes

hyper-parameter_ranges	{}
modifies_features	True
modifies_target	False
name	Linear Discriminant Analysis Transformer
training_only	False

Methods

clone	Constructs a new component with the same parameters and random state.
default_parameters	Returns the default parameters for this component.
describe	Describe a component and its parameters.
fit	Fits the LDA component.
fit_transform	Fit and transform data using the LDA component.
load	Loads component at file path.
needs_fitting	Returns boolean determining if component needs fitting before calling predict, predict_proba, transform, or feature_importances.
parameters	Returns the parameters which were used to initialize the component.
save	Saves component at file path.
transform	Transform data using the fitted LDA component.

clone (*self*)
Constructs a new component with the same parameters and random state.

Returns A new instance of this component with identical parameters and random state.

default_parameters (*cls*)
Returns the default parameters for this component.

Our convention is that Component.default_parameters == Component().parameters.

Returns Default parameters for this component.

Return type dict

describe (*self*, *print_name=False*, *return_dict=False*)

Describe a component and its parameters.

Parameters

- **print_name** (*bool, optional*) – whether to print name of component
- **return_dict** (*bool, optional*) – whether to return description as dictionary in the format {"name": name, "parameters": parameters}

Returns Returns dictionary if return_dict is True, else None.

Return type None or dict

fit (*self*, *X*, *y*)

Fits the LDA component.

Parameters

- **X** (*pd.DataFrame*) – The input training data of shape [n_samples, n_features].
- **y** (*pd.Series, optional*) – The target training data of length [n_samples].

Returns self

Raises **ValueError** – If input data is not all numeric.

fit_transform (*self*, *X*, *y=None*)

Fit and transform data using the LDA component.

Parameters

- **X** (*pd.DataFrame*) – The input training data of shape [n_samples, n_features].
- **y** (*pd.Series, optional*) – The target training data of length [n_samples].

Returns Transformed data.

Return type pd.DataFrame

Raises **ValueError** – If input data is not all numeric.

static load (*file_path*)

Loads component at file path.

Parameters **file_path** (*str*) – Location to load file.

Returns ComponentBase object

needs_fitting (*self*)

Returns boolean determining if component needs fitting before calling predict, predict_proba, transform, or feature_importances.

This can be overridden to False for components that do not need to be fit or whose fit methods do nothing.

Returns True.

property parameters (*self*)

Returns the parameters which were used to initialize the component.

save (*self*, *file_path*, *pickle_protocol=cloudpickle.DEFAULT_PROTOCOL*)

Saves component at file path.

Parameters

- **file_path** (*str*) – Location to save file.
- **pickle_protocol** (*int*) – The pickle data stream format.

transform(*self*, *X*, *y=None*)

Transform data using the fitted LDA component.

Parameters

- **X** (*pd.DataFrame*) – The input training data of shape [n_samples, n_features].
- **y** (*pd.Series, optional*) – The target training data of length [n_samples].

Returns Transformed data.

Return type pd.DataFrame

Raises **ValueError** – If input data is not all numeric.

class evalml.pipelines.components.**LinearRegressor**(*fit_intercept=True*, *normalize=False*, *n_jobs=-1*, *random_seed=0*, ***kwargs*)

Linear Regressor.

Parameters

- **fit_intercept** (*boolean*) – Whether to calculate the intercept for this model. If set to False, no intercept will be used in calculations (i.e. data is expected to be centered). Defaults to True.
- **normalize** (*boolean*) – If True, the regressors will be normalized before regression by subtracting the mean and dividing by the l2-norm. This parameter is ignored when fit_intercept is set to False. Defaults to False.
- **n_jobs** (*int or None*) – Number of jobs to run in parallel. -1 uses all threads. Defaults to -1.
- **random_seed** (*int*) – Seed for the random number generator. Defaults to 0.

Attributes

hyper-parameter_ranges	{ "fit_intercept": [True, False], "normalize": [True, False]}
model_family	ModelFamily.LINEAR_MODEL
modifies_features	True
modifies_target	False
name	Linear Regressor
supported_problem_types	[ProblemTypes.REGRESSION, ProblemTypes.TIME_SERIES_REGRESSION,]
training_only	False

Methods

clone	Constructs a new component with the same parameters and random state.
default_parameters	Returns the default parameters for this component.
describe	Describe a component and its parameters.
feature_importance	Feature importance for fitted linear regressor.
fit	Fits estimator to data.
load	Loads component at file path.
needs_fitting	Returns boolean determining if component needs fitting before calling predict, predict_proba, transform, or feature_importances.
parameters	Returns the parameters which were used to initialize the component.
predict	Make predictions using selected features.
predict_proba	Make probability estimates for labels.
save	Saves component at file path.

clone (*self*)

Constructs a new component with the same parameters and random state.

Returns A new instance of this component with identical parameters and random state.

default_parameters (*cls*)

Returns the default parameters for this component.

Our convention is that Component.default_parameters == Component().parameters.

Returns Default parameters for this component.

Return type dict

describe (*self*, *print_name=False*, *return_dict=False*)

Describe a component and its parameters.

Parameters

- **print_name** (*bool, optional*) – whether to print name of component
- **return_dict** (*bool, optional*) – whether to return description as dictionary in the format {"name": name, "parameters": parameters}

Returns Returns dictionary if return_dict is True, else None.

Return type None or dict

property feature_importance (*self*)

Feature importance for fitted linear regressor.

fit (*self*, *X*, *y=None*)

Fits estimator to data.

Parameters

- **X** (*pd.DataFrame*) – The input training data of shape [n_samples, n_features].
- **y** (*pd.Series, optional*) – The target training data of length [n_samples].

Returns self

static load (*file_path*)

Loads component at file path.

Parameters **file_path** (*str*) – Location to load file.

Returns ComponentBase object

needs_fitting(*self*)

Returns boolean determining if component needs fitting before calling predict, predict_proba, transform, or feature_importances.

This can be overridden to False for components that do not need to be fit or whose fit methods do nothing.

Returns True.

property parameters(*self*)

Returns the parameters which were used to initialize the component.

predict(*self*, *X*)

Make predictions using selected features.

Parameters **X** (*pd.DataFrame*) – Data of shape [n_samples, n_features].

Returns Predicted values.

Return type pd.Series

Raises **MethodPropertyNotFoundError** – If estimator does not have a predict method or a component_obj that implements predict.

predict_proba(*self*, *X*)

Make probability estimates for labels.

Parameters **X** (*pd.DataFrame*) – Features.

Returns Probability estimates.

Return type pd.Series

Raises **MethodPropertyNotFoundError** – If estimator does not have a predict_proba method or a component_obj that implements predict_proba.

save(*self*, *file_path*, *pickle_protocol=cloudpickle.DEFAULT_PROTOCOL*)

Saves component at file path.

Parameters

- **file_path** (*str*) – Location to save file.
- **pickle_protocol** (*int*) – The pickle data stream format.

class evalml.pipelines.components.**LogisticRegressionClassifier**(*penalty='l2'*, *C=1.0*, *multi_class='auto'*, *solver='lbfgs'*, *n_jobs=- 1*, *random_seed=0*, ***kwargs*)

Logistic Regression Classifier.

Parameters

- **penalty** (*{"l1", "l2", "elasticnet", "none"}*) – The norm used in penalization. Defaults to "l2".
- **C** (*float*) – Inverse of regularization strength. Must be a positive float. Defaults to 1.0.
- **multi_class** (*{"auto", "ovr", "multinomial"}*) – If the option chosen is "ovr", then a binary problem is fit for each label. For "multinomial" the loss minimised

is the multinomial loss fit across the entire probability distribution, even when the data is binary. "multinomial" is unavailable when solver="liblinear". "auto" selects "ovr" if the data is binary, or if solver="liblinear", and otherwise selects "multinomial". Defaults to "auto".

- **solver** (*{"newton-cg", "lbfgs", "liblinear", "sag", "saga"}*) – Algorithm to use in the optimization problem. For small datasets, "liblinear" is a good choice, whereas "sag" and "saga" are faster for large ones. For multiclass problems, only "newton-cg", "sag", "saga" and "lbfgs" handle multinomial loss; "liblinear" is limited to one-versus-rest schemes.
  - "newton-cg", "lbfgs", "sag" and "saga" handle L2 or no penalty
  - "liblinear" and "saga" also handle L1 penalty
  - "saga" also supports "elasticnet" penalty
  - "liblinear" does not support setting penalty='none'

  Defaults to "lbfgs".
- **n_jobs** (*int*) – Number of parallel threads used to run xgboost. Note that creating thread contention will significantly slow down the algorithm. Defaults to -1.
- **random_seed** (*int*) – Seed for the random number generator. Defaults to 0.

Attributes

hyper-parameter_ranges	{ "penalty": ["l2"], "C": Real(0.01, 10),}
model_family	ModelFamily.LINEAR_MODEL
modifies_features	True
modifies_target	False
name	Logistic Regression Classifier
supported_problem_types	[ProblemTypes.BINARY, ProblemTypes.MULTICLASS, ProblemTypes.TIME_SERIES_BINARY, ProblemTypes.TIME_SERIES_MULTICLASS,]
training_only	False

Methods

clone	Constructs a new component with the same parameters and random state.
default_parameters	Returns the default parameters for this component.
describe	Describe a component and its parameters.
feature_importance	Feature importance for fitted logistic regression classifier.
fit	Fits estimator to data.
load	Loads component at file path.
needs_fitting	Returns boolean determining if component needs fitting before calling predict, predict_proba, transform, or feature_importances.
parameters	Returns the parameters which were used to initialize the component.

continues on next page

Table 605 – continued from previous page

predict	Make predictions using selected features.
predict_proba	Make probability estimates for labels.
save	Saves component at file path.

clone(*self*)

Constructs a new component with the same parameters and random state.

Returns A new instance of this component with identical parameters and random state.

default_parameters(*cls*)

Returns the default parameters for this component.

Our convention is that Component.default_parameters == Component().parameters.

Returns Default parameters for this component.

Return type dict

describe(*self*, *print_name=False*, *return_dict=False*)

Describe a component and its parameters.

Parameters

- **print_name** (*bool, optional*) – whether to print name of component
- **return_dict** (*bool, optional*) – whether to return description as dictionary in the format {"name": name, "parameters": parameters}

Returns Returns dictionary if return_dict is True, else None.

Return type None or dict

property feature_importance(*self*)

Feature importance for fitted logistic regression classifier.

fit(*self*, *X*, *y=None*)

Fits estimator to data.

Parameters

- **X** (*pd.DataFrame*) – The input training data of shape [n_samples, n_features].
- **y** (*pd.Series, optional*) – The target training data of length [n_samples].

Returns self

static load(*file_path*)

Loads component at file path.

Parameters **file_path** (*str*) – Location to load file.

Returns ComponentBase object

needs_fitting(*self*)

Returns boolean determining if component needs fitting before calling predict, predict_proba, transform, or feature_importances.

This can be overridden to False for components that do not need to be fit or whose fit methods do nothing.

Returns True.

property parameters(*self*)

Returns the parameters which were used to initialize the component.

predict (*self*, *X*)
Make predictions using selected features.

Parameters **X** (*pd.DataFrame*) – Data of shape [n_samples, n_features].

Returns Predicted values.

Return type pd.Series

Raises **MethodPropertyNotFoundError** – If estimator does not have a predict method or a component_obj that implements predict.

predict_proba (*self*, *X*)
Make probability estimates for labels.

Parameters **X** (*pd.DataFrame*) – Features.

Returns Probability estimates.

Return type pd.Series

Raises **MethodPropertyNotFoundError** – If estimator does not have a predict_proba method or a component_obj that implements predict_proba.

save (*self*, *file_path*, *pickle_protocol=cloudpickle.DEFAULT_PROTOCOL*)
Saves component at file path.

Parameters

- **file_path** (*str*) – Location to save file.
- **pickle_protocol** (*int*) – The pickle data stream format.

class evalml.pipelines.components.**LogTransformer** (*random_seed=0*)
Applies a log transformation to the target data.

Attributes

hyper-parameter_ranges	{}
modifies_features	False
modifies_target	True
name	Log Transformer
training_only	False

Methods

clone	Constructs a new component with the same parameters and random state.
default_parameters	Returns the default parameters for this component.
describe	Describe a component and its parameters.
fit	Fits the LogTransformer.
fit_transform	Log transforms the target variable.
inverse_transform	Apply exponential to target data.
load	Loads component at file path.

continues on next page

Table 606 – continued from previous page

needs_fitting	Returns boolean determining if component needs fitting before calling predict, predict_proba, transform, or feature_importances.
parameters	Returns the parameters which were used to initialize the component.
save	Saves component at file path.
transform	Log transforms the target variable.

clone(*self*)

Constructs a new component with the same parameters and random state.

Returns A new instance of this component with identical parameters and random state.

default_parameters(*cls*)

Returns the default parameters for this component.

Our convention is that Component.default_parameters == Component().parameters.

Returns Default parameters for this component.

Return type dict

describe(*self*, *print_name=False*, *return_dict=False*)

Describe a component and its parameters.

Parameters

- **print_name** (*bool, optional*) – whether to print name of component
- **return_dict** (*bool, optional*) – whether to return description as dictionary in the format {"name": name, "parameters": parameters}

Returns Returns dictionary if return_dict is True, else None.

Return type None or dict

fit(*self*, *X*, *y=None*)

Fits the LogTransformer.

Parameters

- **X** (*pd.DataFrame or np.ndarray*) – Ignored.
- **y** (*pd.Series, optional*) – Ignored.

Returns self

fit_transform(*self*, *X*, *y=None*)

Log transforms the target variable.

Parameters

- **X** (*pd.DataFrame, optional*) – Ignored.
- **y** (*pd.Series*) – Target variable to log transform.

Returns

The input features are returned without modification. The target variable y is log transformed.

Return type tuple of pd.DataFrame, pd.Series

inverse_transform(*self*, *y*)

Apply exponential to target data.

Parameters **y** (*pd.Series*) – Target variable.

Returns Target with exponential applied.

Return type pd.Series

static load(*file_path*)

Loads component at file path.

Parameters **file_path** (*str*) – Location to load file.

Returns ComponentBase object

needs_fitting(*self*)

Returns boolean determining if component needs fitting before calling predict, predict_proba, transform, or feature_importances.

This can be overridden to False for components that do not need to be fit or whose fit methods do nothing.

Returns True.

property parameters(*self*)

Returns the parameters which were used to initialize the component.

save(*self*, *file_path*, *pickle_protocol=cloudpickle.DEFAULT_PROTOCOL*)

Saves component at file path.

Parameters

- **file_path** (*str*) – Location to save file.
- **pickle_protocol** (*int*) – The pickle data stream format.

transform(*self*, *X*, *y=None*)

Log transforms the target variable.

Parameters

- **X** (*pd.DataFrame, optional*) – Ignored.
- **y** (*pd.Series*) – Target data to log transform.

Returns

The input features are returned without modification. The target variable y is log transformed.

Return type tuple of pd.DataFrame, pd.Series

class evalml.pipelines.components.**LSA**(*random_seed=0*, ***kwargs*)

Transformer to calculate the Latent Semantic Analysis Values of text input.

Parameters **random_seed** (*int*) – Seed for the random number generator. Defaults to 0.

Attributes

hyper-parameter_ranges	{}
modifies_features	True
modifies_target	False
name	LSA Transformer
training_only	False

Methods

clone	Constructs a new component with the same parameters and random state.
default_parameters	Returns the default parameters for this component.
describe	Describe a component and its parameters.
fit	Fits the input data.
fit_transform	Fits on X and transforms X.
load	Loads component at file path.
needs_fitting	Returns boolean determining if component needs fitting before calling predict, predict_proba, transform, or feature_importances.
parameters	Returns the parameters which were used to initialize the component.
save	Saves component at file path.
transform	Transforms data X by applying the LSA pipeline.

clone(*self*)

Constructs a new component with the same parameters and random state.

Returns A new instance of this component with identical parameters and random state.

default_parameters(*cls*)

Returns the default parameters for this component.

Our convention is that Component.default_parameters == Component().parameters.

Returns Default parameters for this component.

Return type dict

describe(*self*, *print_name=False*, *return_dict=False*)

Describe a component and its parameters.

Parameters

- **print_name** (*bool, optional*) – whether to print name of component
- **return_dict** (*bool, optional*) – whether to return description as dictionary in the format {"name": name, "parameters": parameters}

Returns Returns dictionary if return_dict is True, else None.

Return type None or dict

fit(*self*, *X*, *y=None*)

Fits the input data.

Parameters

- **X** (*pd.DataFrame*) – The data to transform.
- **y** (*pd.Series, optional*) – Ignored.

Returns self

fit_transform(*self*, *X*, *y=None*)

Fits on X and transforms X.

Parameters

- **X** (*pd.DataFrame*) – Data to fit and transform.
- **y** (*pd.Series*) – Target data.

Returns Transformed X.

Return type pd.DataFrame

Raises **MethodPropertyNotFoundError** – If transformer does not have a transform method or a component_obj that implements transform.

static load(*file_path*)

Loads component at file path.

Parameters **file_path** (*str*) – Location to load file.

Returns ComponentBase object

needs_fitting(*self*)

Returns boolean determining if component needs fitting before calling predict, predict_proba, transform, or feature_importances.

This can be overridden to False for components that do not need to be fit or whose fit methods do nothing.

Returns True.

property parameters(*self*)

Returns the parameters which were used to initialize the component.

save(*self*, *file_path*, *pickle_protocol=cloudpickle.DEFAULT_PROTOCOL*)

Saves component at file path.

Parameters

- **file_path** (*str*) – Location to save file.
- **pickle_protocol** (*int*) – The pickle data stream format.

transform(*self*, *X*, *y=None*)

Transforms data X by applying the LSA pipeline.

Parameters

- **X** (*pd.DataFrame*) – The data to transform.
- **y** (*pd.Series, optional*) – Ignored.

Returns

Transformed X. The original column is removed and replaced with two columns of the format *LSA(original_column_name)[feature_number]*, where *feature_number* is 0 or 1.

Return type pd.DataFrame

class evalml.pipelines.components.**NaturalLanguageFeaturizer**(*random_seed=0*, ***kwargs*)

Transformer that can automatically featurize text columns using featuretools' nlp_primitives.

Since models cannot handle non-numeric data, any text must be broken down into features that provide useful information about that text. This component splits each text column into several informative features: Diversity Score, Mean Characters per Word, Polarity Score, LSA (Latent Semantic Analysis), Number of Characters, and Number of Words. Calling transform on this component will replace any text columns in the given dataset with these numeric columns.

Parameters **random_seed** (*int*) – Seed for the random number generator. Defaults to 0.

Attributes

hyper-parameter_ranges	{}
modifies_features	True
modifies_target	False
name	Natural Language Featurizer
training_only	False

Methods

clone	Constructs a new component with the same parameters and random state.
default_parameters	Returns the default parameters for this component.
describe	Describe a component and its parameters.
fit	Fits component to data.
fit_transform	Fits on X and transforms X.
load	Loads component at file path.
needs_fitting	Returns boolean determining if component needs fitting before calling predict, predict_proba, transform, or feature_importances.
parameters	Returns the parameters which were used to initialize the component.
save	Saves component at file path.
transform	Transforms data X by creating new features using existing text columns.

clone(*self*)

Constructs a new component with the same parameters and random state.

Returns A new instance of this component with identical parameters and random state.

default_parameters(*cls*)

Returns the default parameters for this component.

Our convention is that Component.default_parameters == Component().parameters.

Returns Default parameters for this component.

Return type dict

describe (*self*, *print_name=False*, *return_dict=False*)
Describe a component and its parameters.

Parameters

- **print_name** (*bool, optional*) – whether to print name of component
- **return_dict** (*bool, optional*) – whether to return description as dictionary in the format {"name": name, "parameters": parameters}

Returns Returns dictionary if return_dict is True, else None.

Return type None or dict

fit (*self*, *X*, *y=None*)
Fits component to data.

Parameters

- **X** (*pd.DataFrame or np.ndarray*) – The input training data of shape [n_samples, n_features]
- **y** (*pd.Series*) – The target training data of length [n_samples]

Returns self

fit_transform (*self*, *X*, *y=None*)
Fits on X and transforms X.

Parameters

- **X** (*pd.DataFrame*) – Data to fit and transform.
- **y** (*pd.Series*) – Target data.

Returns Transformed X.

Return type pd.DataFrame

Raises **MethodPropertyNotFoundError** – If transformer does not have a transform method or a component_obj that implements transform.

static load (*file_path*)
Loads component at file path.

Parameters **file_path** (*str*) – Location to load file.

Returns ComponentBase object

needs_fitting (*self*)
Returns boolean determining if component needs fitting before calling predict, predict_proba, transform, or feature_importances.

This can be overridden to False for components that do not need to be fit or whose fit methods do nothing.

Returns True.

property parameters (*self*)
Returns the parameters which were used to initialize the component.

save (*self*, *file_path*, *pickle_protocol=cloudpickle.DEFAULT_PROTOCOL*)
Saves component at file path.

Parameters

- **file_path** (*str*) – Location to save file.
- **pickle_protocol** (*int*) – The pickle data stream format.

transform(*self*, *X*, *y=None*)

Transforms data X by creating new features using existing text columns.

Parameters

- **X** (*pd.DataFrame*) – The data to transform.
- **y** (*pd.Series, optional*) – Ignored.

Returns Transformed X

Return type pd.DataFrame

class evalml.pipelines.components.**OneHotEncoder**(*top_n=10*, *features_to_encode=None*, *categories=None*, *drop='if_binary'*, *handle_unknown='ignore'*, *handle_missing='error'*, *random_seed=0*, ***kwargs*)

A transformer that encodes categorical features in a one-hot numeric array.

Parameters

- **top_n** (*int*) – Number of categories per column to encode. If None, all categories will be encoded. Otherwise, the *n* most frequent will be encoded and all others will be dropped. Defaults to 10.
- **features_to_encode** (*list[str]*) – List of columns to encode. All other columns will remain untouched. If None, all appropriate columns will be encoded. Defaults to None.
- **categories** (*list*) – A two dimensional list of categories, where *categories[i]* is a list of the categories for the column at index *i*. This can also be *None*, or *"auto"* if *top_n* is not None. Defaults to None.
- **drop** (*string, list*) – Method ("first" or "if_binary") to use to drop one category per feature. Can also be a list specifying which categories to drop for each feature. Defaults to 'if_binary'.
- **handle_unknown** (*string*) – Whether to ignore or error for unknown categories for a feature encountered during *fit* or *transform*. If either *top_n* or *categories* is used to limit the number of categories per column, this must be "ignore". Defaults to "ignore".
- **handle_missing** (*string*) – Options for how to handle missing (NaN) values encountered during *fit* or *transform*. If this is set to "as_category" and NaN values are within the *n* most frequent, "nan" values will be encoded as their own column. If this is set to "error", any missing values encountered will raise an error. Defaults to "error".
- **random_seed** (*int*) – Seed for the random number generator. Defaults to 0.

Attributes

hyper-parameter_ranges	{}
modifies_features	True
modifies_target	False
name	One Hot Encoder
training_only	False

Methods

categories	Returns a list of the unique categories to be encoded for the particular feature, in order.
clone	Constructs a new component with the same parameters and random state.
default_parameters	Returns the default parameters for this component.
describe	Describe a component and its parameters.
fit	Fits the one-hot encoder component.
fit_transform	Fits on X and transforms X.
get_feature_names	Return feature names for the categorical features after fitting.
load	Loads component at file path.
needs_fitting	Returns boolean determining if component needs fitting before calling predict, predict_proba, transform, or feature_importances.
parameters	Returns the parameters which were used to initialize the component.
save	Saves component at file path.
transform	One-hot encode the input data.

categories(*self*, *feature_name*)

Returns a list of the unique categories to be encoded for the particular feature, in order.

Parameters **feature_name** (*str*) – The name of any feature provided to one-hot encoder during fit.

Returns The unique categories, in the same dtype as they were provided during fit.

Return type np.ndarray

Raises **ValueError** – If feature was not provided to one-hot encoder as a training feature.

clone(*self*)

Constructs a new component with the same parameters and random state.

Returns A new instance of this component with identical parameters and random state.

default_parameters(*cls*)

Returns the default parameters for this component.

Our convention is that Component.default_parameters == Component().parameters.

Returns Default parameters for this component.

Return type dict

describe(*self*, *print_name=False*, *return_dict=False*)

Describe a component and its parameters.

Parameters

- **print_name** (*bool, optional*) – whether to print name of component
- **return_dict** (*bool, optional*) – whether to return description as dictionary in the format {"name": name, "parameters": parameters}

Returns Returns dictionary if return_dict is True, else None.

Return type None or dict

fit (*self*, *X*, *y=None*)
Fits the one-hot encoder component.

Parameters

- **X** (*pd.DataFrame*) – The input training data of shape [n_samples, n_features].
- **y** (*pd.Series, optional*) – The target training data of length [n_samples].

Returns self

Raises **ValueError** – If encoding a column failed.

fit_transform (*self*, *X*, *y=None*)
Fits on X and transforms X.

Parameters

- **X** (*pd.DataFrame*) – Data to fit and transform.
- **y** (*pd.Series*) – Target data.

Returns Transformed X.

Return type pd.DataFrame

Raises **MethodPropertyNotFoundError** – If transformer does not have a transform method or a component_obj that implements transform.

get_feature_names (*self*)
Return feature names for the categorical features after fitting.

Feature names are formatted as {column name}_{category name}. In the event of a duplicate name, an integer will be added at the end of the feature name to distinguish it.

For example, consider a dataframe with a column called "A" and category "x_y" and another column called "A_x" with "y". In this example, the feature names would be "A_x_y" and "A_x_y_1".

Returns The feature names after encoding, provided in the same order as input_features.

Return type np.ndarray

static load (*file_path*)
Loads component at file path.

Parameters **file_path** (*str*) – Location to load file.

Returns ComponentBase object

needs_fitting (*self*)
Returns boolean determining if component needs fitting before calling predict, predict_proba, transform, or feature_importances.

This can be overridden to False for components that do not need to be fit or whose fit methods do nothing.

Returns True.

property parameters (*self*)
Returns the parameters which were used to initialize the component.

save (*self*, *file_path*, *pickle_protocol=cloudpickle.DEFAULT_PROTOCOL*)
Saves component at file path.

Parameters

- **file_path** (*str*) – Location to save file.
- **pickle_protocol** (*int*) – The pickle data stream format.

transform(*self*, *X*, *y=None*)

One-hot encode the input data.

Parameters

- **X** (*pd.DataFrame*) – Features to one-hot encode.
- **y** (*pd.Series*) – Ignored.

Returns Transformed data, where each categorical feature has been encoded into numerical columns using one-hot encoding.

Return type pd.DataFrame

class evalml.pipelines.components.**Oversampler**(*sampling_ratio=0.25*, *sampling_ratio_dict=None*, *k_neighbors_default=5*, *n_jobs=-1*, *random_seed=0*, ***kwargs*)

SMOTE Oversampler component. Will automatically select whether to use SMOTE, SMOTEN, or SMOTENC based on inputs to the component.

Parameters

- **sampling_ratio** (*float*) – This is the goal ratio of the minority to majority class, with range (0, 1]. A value of 0.25 means we want a 1:4 ratio of the minority to majority class after oversampling. We will create the a sampling dictionary using this ratio, with the keys corresponding to the class and the values responding to the number of samples. Defaults to 0.25.
- **sampling_ratio_dict** (*dict*) – A dictionary specifying the desired balanced ratio for each target value. For instance, in a binary case where class 1 is the minority, we could specify: *sampling_ratio_dict={0: 0.5, 1: 1}*, which means we would undersample class 0 to have twice the number of samples as class 1 (minority:majority ratio = 0.5), and don't sample class 1. Overrides sampling_ratio if provided. Defaults to None.
- **k_neighbors_default** (*int*) – The number of nearest neighbors used to construct synthetic samples. This is the default value used, but the actual k_neighbors value might be smaller if there are less samples. Defaults to 5.
- **n_jobs** (*int*) – The number of CPU cores to use. Defaults to -1.
- **random_seed** (*int*) – The seed to use for random sampling. Defaults to 0.

Attributes

hyperparameter_ranges	{}
modifies_features	True
modifies_target	True
name	Oversampler
training_only	True

Methods

clone	Constructs a new component with the same parameters and random state.
default_parameters	Returns the default parameters for this component.
describe	Describe a component and its parameters.
fit	Fits oversampler to data.
fit_transform	Fit and transform data using the sampler component.
load	Loads component at file path.
needs_fitting	Returns boolean determining if component needs fitting before calling predict, predict_proba, transform, or feature_importances.
parameters	Returns the parameters which were used to initialize the component.
save	Saves component at file path.
transform	Transforms the input data by sampling the data.

clone(*self*)

Constructs a new component with the same parameters and random state.

Returns A new instance of this component with identical parameters and random state.

default_parameters(*cls*)

Returns the default parameters for this component.

Our convention is that Component.default_parameters == Component().parameters.

Returns Default parameters for this component.

Return type dict

describe(*self*, *print_name=False*, *return_dict=False*)

Describe a component and its parameters.

Parameters

- **print_name** (*bool, optional*) – whether to print name of component
- **return_dict** (*bool, optional*) – whether to return description as dictionary in the format {"name": name, "parameters": parameters}

Returns Returns dictionary if return_dict is True, else None.

Return type None or dict

fit(*self*, *X*, *y*)

Fits oversampler to data.

Parameters

- **X** (*pd.DataFrame*) – The input training data of shape [n_samples, n_features].
- **y** (*pd.Series, optional*) – The target training data of length [n_samples].

Returns self

fit_transform(*self*, *X*, *y*)

Fit and transform data using the sampler component.

Parameters

- **X** (*pd.DataFrame*) – The input training data of shape [n_samples, n_features].
- **y** (*pd.Series, optional*) – The target training data of length [n_samples].

Returns Transformed data.

Return type (pd.DataFrame, pd.Series)

static load(*file_path*)

Loads component at file path.

Parameters **file_path** (*str*) – Location to load file.

Returns ComponentBase object

needs_fitting(*self*)

Returns boolean determining if component needs fitting before calling predict, predict_proba, transform, or feature_importances.

This can be overridden to False for components that do not need to be fit or whose fit methods do nothing.

Returns True.

property parameters(*self*)

Returns the parameters which were used to initialize the component.

save(*self*, *file_path*, *pickle_protocol=cloudpickle.DEFAULT_PROTOCOL*)

Saves component at file path.

Parameters

- **file_path** (*str*) – Location to save file.
- **pickle_protocol** (*int*) – The pickle data stream format.

transform(*self*, *X*, *y=None*)

Transforms the input data by sampling the data.

Parameters

- **X** (*pd.DataFrame*) – Training features.
- **y** (*pd.Series*) – Target.

Returns Transformed features and target.

Return type pd.DataFrame, pd.Series

class evalml.pipelines.components.**PCA**(*variance=0.95*, *n_components=None*, *random_seed=0*, ***kwargs*)

Reduces the number of features by using Principal Component Analysis (PCA).

Parameters

- **variance** (*float*) – The percentage of the original data variance that should be preserved when reducing the number of features. Defaults to 0.95.
- **n_components** (*int*) – The number of features to maintain after computing SVD. Defaults to None, but will override variance variable if set.
- **random_seed** (*int*) – Seed for the random number generator. Defaults to 0.

Attributes

hyper-parameter_ranges	Real(0.25, 1)}:type: {"variance"
modifies_features	True
modifies_target	False
name	PCA Transformer
training_only	False

Methods

clone	Constructs a new component with the same parameters and random state.
default_parameters	Returns the default parameters for this component.
describe	Describe a component and its parameters.
fit	Fits the PCA component.
fit_transform	Fit and transform data using the PCA component.
load	Loads component at file path.
needs_fitting	Returns boolean determining if component needs fitting before calling predict, predict_proba, transform, or feature_importances.
parameters	Returns the parameters which were used to initialize the component.
save	Saves component at file path.
transform	Transform data using fitted PCA component.

clone(*self*)

Constructs a new component with the same parameters and random state.

Returns A new instance of this component with identical parameters and random state.

default_parameters(*cls*)

Returns the default parameters for this component.

Our convention is that Component.default_parameters == Component().parameters.

Returns Default parameters for this component.

Return type dict

describe(*self*, *print_name=False*, *return_dict=False*)

Describe a component and its parameters.

Parameters

- **print_name** (*bool, optional*) – whether to print name of component
- **return_dict** (*bool, optional*) – whether to return description as dictionary in the format {"name": name, "parameters": parameters}

Returns Returns dictionary if return_dict is True, else None.

Return type None or dict

fit(*self*, *X*, *y=None*)

Fits the PCA component.

Parameters

- **X** (*pd.DataFrame*) – The input training data of shape [n_samples, n_features].
- **y** (*pd.Series, optional*) – The target training data of length [n_samples].

Returns self

Raises **ValueError** – If input data is not all numeric.

fit_transform(*self*, *X*, *y=None*)

Fit and transform data using the PCA component.

Parameters

- **X** (*pd.DataFrame*) – The input training data of shape [n_samples, n_features].
- **y** (*pd.Series, optional*) – The target training data of length [n_samples].

Returns Transformed data.

Return type pd.DataFrame

Raises **ValueError** – If input data is not all numeric.

static load(*file_path*)

Loads component at file path.

Parameters **file_path** (*str*) – Location to load file.

Returns ComponentBase object

needs_fitting(*self*)

Returns boolean determining if component needs fitting before calling predict, predict_proba, transform, or feature_importances.

This can be overridden to False for components that do not need to be fit or whose fit methods do nothing.

Returns True.

property parameters(*self*)

Returns the parameters which were used to initialize the component.

save(*self*, *file_path*, *pickle_protocol=cloudpickle.DEFAULT_PROTOCOL*)

Saves component at file path.

Parameters

- **file_path** (*str*) – Location to save file.
- **pickle_protocol** (*int*) – The pickle data stream format.

transform(*self*, *X*, *y=None*)

Transform data using fitted PCA component.

Parameters

- **X** (*pd.DataFrame*) – The input training data of shape [n_samples, n_features].
- **y** (*pd.Series, optional*) – The target training data of length [n_samples].

Returns Transformed data.

Return type pd.DataFrame

Raises **ValueError** – If input data is not all numeric.

class evalml.pipelines.components.**PerColumnImputer**(*impute_strategies=None, random_seed=0, **kwargs*)

Imputes missing data according to a specified imputation strategy per column.

Parameters

- **impute_strategies** (*dict*) – Column and {"impute_strategy": strategy, "fill_value":value} pairings. Valid values for impute strategy include "mean", "median", "most_frequent", "constant" for numerical data, and "most_frequent", "constant" for object data types. Defaults to None, which uses "most_frequent" for all columns. When impute_strategy == "constant", fill_value is used to replace missing data. When None, uses 0 when imputing numerical data and "missing_value" for strings or object data types.
- **random_seed** (*int*) – Seed for the random number generator. Defaults to 0.

Attributes

hyperparameter_ranges	{}
modifies_features	True
modifies_target	False
name	Per Column Imputer
training_only	False

Methods

clone	Constructs a new component with the same parameters and random state.
default_parameters	Returns the default parameters for this component.
describe	Describe a component and its parameters.
fit	Fits imputers on input data.
fit_transform	Fits on X and transforms X.
load	Loads component at file path.
needs_fitting	Returns boolean determining if component needs fitting before calling predict, predict_proba, transform, or feature_importances.
parameters	Returns the parameters which were used to initialize the component.
save	Saves component at file path.
transform	Transforms input data by imputing missing values.

clone(*self*)

Constructs a new component with the same parameters and random state.

Returns A new instance of this component with identical parameters and random state.

default_parameters(*cls*)

Returns the default parameters for this component.

Our convention is that Component.default_parameters == Component().parameters.

Returns Default parameters for this component.

Return type dict

describe (*self*, *print_name=False*, *return_dict=False*)

Describe a component and its parameters.

Parameters

- **print_name** (*bool, optional*) – whether to print name of component
- **return_dict** (*bool, optional*) – whether to return description as dictionary in the format {"name": name, "parameters": parameters}

Returns Returns dictionary if return_dict is True, else None.

Return type None or dict

fit (*self*, *X*, *y=None*)

Fits imputers on input data.

Parameters

- **X** (*pd.DataFrame or np.ndarray*) – The input training data of shape [n_samples, n_features] to fit.
- **y** (*pd.Series, optional*) – The target training data of length [n_samples]. Ignored.

Returns self

fit_transform (*self*, *X*, *y=None*)

Fits on X and transforms X.

Parameters

- **X** (*pd.DataFrame*) – Data to fit and transform.
- **y** (*pd.Series*) – Target data.

Returns Transformed X.

Return type pd.DataFrame

Raises **MethodPropertyNotFoundError** – If transformer does not have a transform method or a component_obj that implements transform.

static load (*file_path*)

Loads component at file path.

Parameters **file_path** (*str*) – Location to load file.

Returns ComponentBase object

needs_fitting (*self*)

Returns boolean determining if component needs fitting before calling predict, predict_proba, transform, or feature_importances.

This can be overridden to False for components that do not need to be fit or whose fit methods do nothing.

Returns True.

property parameters (*self*)

Returns the parameters which were used to initialize the component.

save (*self*, *file_path*, *pickle_protocol=cloudpickle.DEFAULT_PROTOCOL*)

Saves component at file path.

Parameters

- **file_path** (*str*) – Location to save file.

- **pickle_protocol** (*int*) – The pickle data stream format.

transform(*self*, *X*, *y=None*)

Transforms input data by imputing missing values.

Parameters

- **X** (*pd.DataFrame or np.ndarray*) – The input training data of shape [n_samples, n_features] to transform.
- **y** (*pd.Series, optional*) – The target training data of length [n_samples]. Ignored.

Returns Transformed X

Return type pd.DataFrame

class evalml.pipelines.components.**PolynomialDetrender**(*degree=1, random_seed=0, **kwargs*)

Removes trends from time series by fitting a polynomial to the data.

Parameters

- **degree** (*int*) – Degree for the polynomial. If 1, linear model is fit to the data. If 2, quadratic model is fit, etc. Defaults to 1.
- **random_seed** (*int*) – Seed for the random number generator. Defaults to 0.

Attributes

hyper-parameter_ranges	{ "degree": Integer(1, 3)}
modifies_features	False
modifies_target	True
name	Polynomial Detrender
training_only	False

Methods

clone	Constructs a new component with the same parameters and random state.
default_parameters	Returns the default parameters for this component.
describe	Describe a component and its parameters.
fit	Fits the PolynomialDetrender.
fit_transform	Removes fitted trend from target variable.
inverse_transform	Adds back fitted trend to target variable.
load	Loads component at file path.
needs_fitting	Returns boolean determining if component needs fitting before calling predict, predict_proba, transform, or feature_importances.
parameters	Returns the parameters which were used to initialize the component.
save	Saves component at file path.
transform	Removes fitted trend from target variable.

clone (*self*)

Constructs a new component with the same parameters and random state.

Returns A new instance of this component with identical parameters and random state.

default_parameters (*cls*)

Returns the default parameters for this component.

Our convention is that Component.default_parameters == Component().parameters.

Returns Default parameters for this component.

Return type dict

describe (*self*, *print_name=False*, *return_dict=False*)

Describe a component and its parameters.

Parameters

- **print_name** (*bool, optional*) – whether to print name of component
- **return_dict** (*bool, optional*) – whether to return description as dictionary in the format {"name": name, "parameters": parameters}

Returns Returns dictionary if return_dict is True, else None.

Return type None or dict

fit (*self*, *X*, *y=None*)

Fits the PolynomialDetrender.

Parameters

- **X** (*pd.DataFrame, optional*) – Ignored.
- **y** (*pd.Series*) – Target variable to detrend.

Returns self

Raises **ValueError** – If y is None.

fit_transform (*self*, *X*, *y=None*)

Removes fitted trend from target variable.

Parameters

- **X** (*pd.DataFrame, optional*) – Ignored.
- **y** (*pd.Series*) – Target variable to detrend.

Returns

The first element are the input features returned without modification. The second element is the target variable y with the fitted trend removed.

Return type tuple of pd.DataFrame, pd.Series

inverse_transform (*self*, *y*)

Adds back fitted trend to target variable.

Parameters **y** (*pd.Series*) – Target variable.

Returns

The first element are the input features returned without modification. The second element is the target variable y with the trend added back.

Return type tuple of pd.DataFrame, pd.Series

Raises **ValueError** – If y is None.

static load(*file_path*)

Loads component at file path.

Parameters **file_path** (*str*) – Location to load file.

Returns ComponentBase object

needs_fitting(*self*)

Returns boolean determining if component needs fitting before calling predict, predict_proba, transform, or feature_importances.

This can be overridden to False for components that do not need to be fit or whose fit methods do nothing.

Returns True.

property parameters(*self*)

Returns the parameters which were used to initialize the component.

save(*self*, *file_path*, *pickle_protocol=cloudpickle.DEFAULT_PROTOCOL*)

Saves component at file path.

Parameters

- **file_path** (*str*) – Location to save file.
- **pickle_protocol** (*int*) – The pickle data stream format.

transform(*self*, *X*, *y=None*)

Removes fitted trend from target variable.

Parameters

- **X** (*pd.DataFrame, optional*) – Ignored.
- **y** (*pd.Series*) – Target variable to detrend.

Returns

The input features are returned without modification. The target variable y is detrended

Return type tuple of pd.DataFrame, pd.Series

class evalml.pipelines.components.**ProphetRegressor**(*time_index=None*, *changepoint_prior_scale=0.05*, *seasonality_prior_scale=10*, *holidays_prior_scale=10*, *seasonality_mode='additive'*, *random_seed=0*, *stan_backend='CMDSTANPY'*, ***kwargs*)

Prophet is a procedure for forecasting time series data based on an additive model where non-linear trends are fit with yearly, weekly, and daily seasonality, plus holiday effects. It works best with time series that have strong seasonal effects and several seasons of historical data. Prophet is robust to missing data and shifts in the trend, and typically handles outliers well.

More information here: https://facebook.github.io/prophet/

Attributes

hyper-parameter_ranges	{ "changepoint_prior_scale": Real(0.001, 0.5), "seasonality_prior_scale": Real(0.01, 10), "holidays_prior_scale": Real(0.01, 10), "seasonality_mode": ["additive", "multiplicative"],}
model_family	ModelFamily.PROPHET
modifies_features	True
modifies_target	False
name	Prophet Regressor
supported_problem_types	[ProblemTypes.TIME_SERIES_REGRESSION]
training_only	False

Methods

build_prophet_df	Build the Prophet data to pass fit and predict on.
clone	Constructs a new component with the same parameters and random state.
default_parameters	Returns the default parameters for this component.
describe	Describe a component and its parameters.
feature_importance	Returns array of 0's with len(1) as feature_importance is not defined for Prophet regressor.
fit	Fits Prophet regressor component to data.
get_params	Get parameters for the Prophet regressor.
load	Loads component at file path.
needs_fitting	Returns boolean determining if component needs fitting before calling predict, predict_proba, transform, or feature_importances.
parameters	Returns the parameters which were used to initialize the component.
predict	Make predictions using fitted Prophet regressor.
predict_proba	Make probability estimates for labels.
save	Saves component at file path.

static build_prophet_df(*X*, *y=None*, *time_index='ds'*)

Build the Prophet data to pass fit and predict on.

clone(*self*)

Constructs a new component with the same parameters and random state.

Returns A new instance of this component with identical parameters and random state.

default_parameters(*cls*)

Returns the default parameters for this component.

Returns Default parameters for this component.

Return type dict

describe(*self*, *print_name=False*, *return_dict=False*)

Describe a component and its parameters.

Parameters

- **print_name** (*bool, optional*) – whether to print name of component

- **return_dict** (*bool, optional*) – whether to return description as dictionary in the format {"name": name, "parameters": parameters}

Returns Returns dictionary if return_dict is True, else None.

Return type None or dict

property feature_importance(*self*)
Returns array of 0's with len(1) as feature_importance is not defined for Prophet regressor.

fit(*self*, *X*, *y=None*)
Fits Prophet regressor component to data.

Parameters

- **X** (*pd.DataFrame*) – The input training data of shape [n_samples, n_features].
- **y** (*pd.Series*) – The target training data of length [n_samples].

Returns self

get_params(*self*)
Get parameters for the Prophet regressor.

static load(*file_path*)
Loads component at file path.

Parameters **file_path** (*str*) – Location to load file.

Returns ComponentBase object

needs_fitting(*self*)
Returns boolean determining if component needs fitting before calling predict, predict_proba, transform, or feature_importances.

This can be overridden to False for components that do not need to be fit or whose fit methods do nothing.

Returns True.

property parameters(*self*)
Returns the parameters which were used to initialize the component.

predict(*self*, *X*, *y=None*)
Make predictions using fitted Prophet regressor.

Parameters

- **X** (*pd.DataFrame*) – Data of shape [n_samples, n_features].
- **y** (*pd.Series*) – Target data. Ignored.

Returns Predicted values.

Return type pd.Series

predict_proba(*self*, *X*)
Make probability estimates for labels.

Parameters **X** (*pd.DataFrame*) – Features.

Returns Probability estimates.

Return type pd.Series

Raises **MethodPropertyNotFoundError** – If estimator does not have a predict_proba method or a component_obj that implements predict_proba.

save (*self, file_path, pickle_protocol=cloudpickle.DEFAULT_PROTOCOL*)
Saves component at file path.

Parameters

- **file_path** (*str*) – Location to save file.
- **pickle_protocol** (*int*) – The pickle data stream format.

class evalml.pipelines.components.**RandomForestClassifier** (*n_estimators=100, max_depth=6, n_jobs=-1, random_seed=0, **kwargs*)

Random Forest Classifier.

Parameters

- **n_estimators** (*float*) – The number of trees in the forest. Defaults to 100.
- **max_depth** (*int*) – Maximum tree depth for base learners. Defaults to 6.
- **n_jobs** (*int or None*) – Number of jobs to run in parallel. -1 uses all processes. Defaults to -1.
- **random_seed** (*int*) – Seed for the random number generator. Defaults to 0.

Attributes

hyperparameter_ranges	{ "n_estimators": Integer(10, 1000), "max_depth": Integer(1, 10),}
model_family	ModelFamily.RANDOM_FOREST
modifies_features	True
modifies_target	False
name	Random Forest Classifier
supported_problem_types	[ProblemTypes.BINARY, ProblemTypes.MULTICLASS, ProblemTypes.TIME_SERIES_BINARY, ProblemTypes.TIME_SERIES_MULTICLASS,]
training_only	False

Methods

clone	Constructs a new component with the same parameters and random state.
default_parameters	Returns the default parameters for this component.
describe	Describe a component and its parameters.
feature_importance	Returns importance associated with each feature.
fit	Fits estimator to data.
load	Loads component at file path.
needs_fitting	Returns boolean determining if component needs fitting before calling predict, predict_proba, transform, or feature_importances.
parameters	Returns the parameters which were used to initialize the component.
predict	Make predictions using selected features.

continues on next page

Table 615 – continued from previous page

predict_proba	Make probability estimates for labels.
save	Saves component at file path.

clone (*self*)

Constructs a new component with the same parameters and random state.

Returns A new instance of this component with identical parameters and random state.

default_parameters (*cls*)

Returns the default parameters for this component.

Our convention is that Component.default_parameters == Component().parameters.

Returns Default parameters for this component.

Return type dict

describe (*self*, *print_name=False*, *return_dict=False*)

Describe a component and its parameters.

Parameters

- **print_name** (*bool, optional*) – whether to print name of component
- **return_dict** (*bool, optional*) – whether to return description as dictionary in the format {"name": name, "parameters": parameters}

Returns Returns dictionary if return_dict is True, else None.

Return type None or dict

property feature_importance (*self*)

Returns importance associated with each feature.

Returns Importance associated with each feature.

Return type np.ndarray

Raises **MethodPropertyNotFoundError** – If estimator does not have a feature_importance method or a component_obj that implements feature_importance.

fit (*self*, *X*, *y=None*)

Fits estimator to data.

Parameters

- **X** (*pd.DataFrame*) – The input training data of shape [n_samples, n_features].
- **y** (*pd.Series, optional*) – The target training data of length [n_samples].

Returns self

static load (*file_path*)

Loads component at file path.

Parameters **file_path** (*str*) – Location to load file.

Returns ComponentBase object

needs_fitting (*self*)

Returns boolean determining if component needs fitting before calling predict, predict_proba, transform, or feature_importances.

This can be overridden to False for components that do not need to be fit or whose fit methods do nothing.

Returns True.

property parameters (*self*)
Returns the parameters which were used to initialize the component.

predict (*self*, *X*)
Make predictions using selected features.

Parameters **X** (*pd.DataFrame*) – Data of shape [n_samples, n_features].

Returns Predicted values.

Return type pd.Series

Raises **MethodPropertyNotFoundError** – If estimator does not have a predict method or a component_obj that implements predict.

predict_proba (*self*, *X*)
Make probability estimates for labels.

Parameters **X** (*pd.DataFrame*) – Features.

Returns Probability estimates.

Return type pd.Series

Raises **MethodPropertyNotFoundError** – If estimator does not have a predict_proba method or a component_obj that implements predict_proba.

save (*self*, *file_path*, *pickle_protocol=cloudpickle.DEFAULT_PROTOCOL*)
Saves component at file path.

Parameters

- **file_path** (*str*) – Location to save file.
- **pickle_protocol** (*int*) – The pickle data stream format.

class evalml.pipelines.components.**RandomForestRegressor** (*n_estimators=100*, *max_depth=6*, *n_jobs=-1*, *random_seed=0*, ***kwargs*)

Random Forest Regressor.

Parameters

- **n_estimators** (*float*) – The number of trees in the forest. Defaults to 100.
- **max_depth** (*int*) – Maximum tree depth for base learners. Defaults to 6.
- **n_jobs** (*int or None*) – Number of jobs to run in parallel. -1 uses all processes. Defaults to -1.
- **random_seed** (*int*) – Seed for the random number generator. Defaults to 0.

Attributes

hyper-parameter_ranges	{ "n_estimators": Integer(10, 1000), "max_depth": Integer(1, 32),}
model_family	ModelFamily.RANDOM_FOREST
modifies_features	True
modifies_target	False
name	Random Forest Regressor
supported_problem_types	[ProblemTypes.REGRESSION, ProblemTypes.TIME_SERIES_REGRESSION,]
training_only	False

Methods

`clone`	Constructs a new component with the same parameters and random state.
`default_parameters`	Returns the default parameters for this component.
`describe`	Describe a component and its parameters.
`feature_importance`	Returns importance associated with each feature.
`fit`	Fits estimator to data.
`load`	Loads component at file path.
`needs_fitting`	Returns boolean determining if component needs fitting before calling predict, predict_proba, transform, or feature_importances.
`parameters`	Returns the parameters which were used to initialize the component.
`predict`	Make predictions using selected features.
`predict_proba`	Make probability estimates for labels.
`save`	Saves component at file path.

clone(*self*)

Constructs a new component with the same parameters and random state.

Returns A new instance of this component with identical parameters and random state.

default_parameters(*cls*)

Returns the default parameters for this component.

Our convention is that Component.default_parameters == Component().parameters.

Returns Default parameters for this component.

Return type dict

describe(*self*, *print_name=False*, *return_dict=False*)

Describe a component and its parameters.

Parameters

- **print_name** (*bool, optional*) – whether to print name of component
- **return_dict** (*bool, optional*) – whether to return description as dictionary in the format {"name": name, "parameters": parameters}

Returns Returns dictionary if return_dict is True, else None.

Return type None or dict

property feature_importance(*self*)

Returns importance associated with each feature.

Returns Importance associated with each feature.

Return type np.ndarray

Raises **MethodPropertyNotFoundError** – If estimator does not have a feature_importance method or a component_obj that implements feature_importance.

fit(*self*, *X*, *y=None*)

Fits estimator to data.

Parameters

- **X** (*pd.DataFrame*) – The input training data of shape [n_samples, n_features].
- **y** (*pd.Series, optional*) – The target training data of length [n_samples].

Returns self

static load(*file_path*)

Loads component at file path.

Parameters **file_path** (*str*) – Location to load file.

Returns ComponentBase object

needs_fitting(*self*)

Returns boolean determining if component needs fitting before calling predict, predict_proba, transform, or feature_importances.

This can be overridden to False for components that do not need to be fit or whose fit methods do nothing.

Returns True.

property parameters(*self*)

Returns the parameters which were used to initialize the component.

predict(*self*, *X*)

Make predictions using selected features.

Parameters **X** (*pd.DataFrame*) – Data of shape [n_samples, n_features].

Returns Predicted values.

Return type pd.Series

Raises **MethodPropertyNotFoundError** – If estimator does not have a predict method or a component_obj that implements predict.

predict_proba(*self*, *X*)

Make probability estimates for labels.

Parameters **X** (*pd.DataFrame*) – Features.

Returns Probability estimates.

Return type pd.Series

Raises **MethodPropertyNotFoundError** – If estimator does not have a predict_proba method or a component_obj that implements predict_proba.

save(*self*, *file_path*, *pickle_protocol=cloudpickle.DEFAULT_PROTOCOL*)

Saves component at file path.

Parameters

- **file_path** (*str*) – Location to save file.
- **pickle_protocol** (*int*) – The pickle data stream format.

class evalml.pipelines.components.**ReplaceNullableTypes**(*random_seed=0*, ***kwargs*)

Transformer to replace features with the new nullable dtypes with a dtype that is compatible in EvalML.

Attributes

hyper-parameter_ranges	None
modifies_features	True
modifies_target	{}
name	Replace Nullable Types Transformer
training_only	False

Methods

clone	Constructs a new component with the same parameters and random state.
default_parameters	Returns the default parameters for this component.
describe	Describe a component and its parameters.
fit	Fits component to data.
fit_transform	Substitutes non-nullable types for the new pandas nullable types in the data and target data.
load	Loads component at file path.
needs_fitting	Returns boolean determining if component needs fitting before calling predict, predict_proba, transform, or feature_importances.
parameters	Returns the parameters which were used to initialize the component.
save	Saves component at file path.
transform	Transforms data by replacing columns that contain nullable types with the appropriate replacement type.

clone(*self*)

Constructs a new component with the same parameters and random state.

Returns A new instance of this component with identical parameters and random state.

default_parameters(*cls*)

Returns the default parameters for this component.

Our convention is that Component.default_parameters == Component().parameters.

Returns Default parameters for this component.

Return type dict

describe(*self*, *print_name=False*, *return_dict=False*)

Describe a component and its parameters.

Parameters

- **print_name** (*bool, optional*) – whether to print name of component
- **return_dict** (*bool, optional*) – whether to return description as dictionary in the format {"name": name, "parameters": parameters}

Returns Returns dictionary if return_dict is True, else None.

Return type None or dict

fit (*self, X, y=None*)
Fits component to data.

Parameters

- **X** (*pd.DataFrame*) – The input training data of shape [n_samples, n_features].
- **y** (*pd.Series, optional*) – The target training data of length [n_samples].

Returns self

fit_transform (*self, X, y=None*)
Substitutes non-nullable types for the new pandas nullable types in the data and target data.

Parameters

- **X** (*pd.DataFrame, optional*) – Input features.
- **y** (*pd.Series*) – Target data.

Returns The input features and target data with the non-nullable types set.

Return type tuple of pd.DataFrame, pd.Series

static load (*file_path*)
Loads component at file path.

Parameters **file_path** (*str*) – Location to load file.

Returns ComponentBase object

needs_fitting (*self*)
Returns boolean determining if component needs fitting before calling predict, predict_proba, transform, or feature_importances.

This can be overridden to False for components that do not need to be fit or whose fit methods do nothing.

Returns True.

property parameters (*self*)
Returns the parameters which were used to initialize the component.

save (*self, file_path, pickle_protocol=cloudpickle.DEFAULT_PROTOCOL*)
Saves component at file path.

Parameters

- **file_path** (*str*) – Location to save file.
- **pickle_protocol** (*int*) – The pickle data stream format.

transform (*self, X, y=None*)
Transforms data by replacing columns that contain nullable types with the appropriate replacement type.

"float64" for nullable integers and "category" for nullable booleans.

Parameters

- **X** (*pd.DataFrame*) – Data to transform
- **y** (*pd.Series, optional*) – Target data to transform

Returns Transformed X pd.Series: Transformed y

Return type pd.DataFrame

class evalml.pipelines.components.**RFClassifierSelectFromModel**(*number_features=None, n_estimators=10, max_depth=None, percent_features=0.5, threshold='median', n_jobs=-1, random_seed=0, **kwargs*)

Selects top features based on importance weights using a Random Forest classifier.

Parameters

- **number_features** (*int*) – The maximum number of features to select. If both percent_features and number_features are specified, take the greater number of features. Defaults to 0.5. Defaults to None.
- **n_estimators** (*float*) – The number of trees in the forest. Defaults to 100.
- **max_depth** (*int*) – Maximum tree depth for base learners. Defaults to 6.
- **percent_features** (*float*) – Percentage of features to use. If both percent_features and number_features are specified, take the greater number of features. Defaults to 0.5.
- **threshold** (*string or float*) – The threshold value to use for feature selection. Features whose importance is greater or equal are kept while the others are discarded. If "median", then the threshold value is the median of the feature importances. A scaling factor (e.g., "1.25*mean") may also be used. Defaults to -np.inf.
- **n_jobs** (*int or None*) – Number of jobs to run in parallel. -1 uses all processes. Defaults to -1.
- **random_seed** (*int*) – Seed for the random number generator. Defaults to 0.

Attributes

hyperparameter_ranges	{ "percent_features": Real(0.01, 1), "threshold": ["mean", "median"],}
modifies_features	True
modifies_target	False
name	RF Classifier Select From Model
training_only	False

Methods

clone	Constructs a new component with the same parameters and random state.
default_parameters	Returns the default parameters for this component.
describe	Describe a component and its parameters.
fit	Fits component to data.
fit_transform	Fit and transform data using the feature selector.
get_names	Get names of selected features.
load	Loads component at file path.
needs_fitting	Returns boolean determining if component needs fitting before calling predict, predict_proba, transform, or feature_importances.
parameters	Returns the parameters which were used to initialize the component.
save	Saves component at file path.
transform	Transforms input data by selecting features. If the component_obj does not have a transform method, will raise an MethodPropertyNotFoundError exception.

clone (*self*)

Constructs a new component with the same parameters and random state.

Returns A new instance of this component with identical parameters and random state.

default_parameters (*cls*)

Returns the default parameters for this component.

Our convention is that Component.default_parameters == Component().parameters.

Returns Default parameters for this component.

Return type dict

describe (*self*, *print_name=False*, *return_dict=False*)

Describe a component and its parameters.

Parameters

- **print_name** (*bool, optional*) – whether to print name of component
- **return_dict** (*bool, optional*) – whether to return description as dictionary in the format {"name": name, "parameters": parameters}

Returns Returns dictionary if return_dict is True, else None.

Return type None or dict

fit (*self*, *X*, *y=None*)

Fits component to data.

Parameters

- **X** (*pd.DataFrame*) – The input training data of shape [n_samples, n_features]
- **y** (*pd.Series, optional*) – The target training data of length [n_samples]

Returns self

Raises **MethodPropertyNotFoundError** – If component does not have a fit method or a component_obj that implements fit.

fit_transform(*self*, *X*, *y=None*)
Fit and transform data using the feature selector.

Parameters

- **X** (*pd.DataFrame*) – The input training data of shape [n_samples, n_features].
- **y** (*pd.Series, optional*) – The target training data of length [n_samples].

Returns Transformed data.

Return type pd.DataFrame

get_names(*self*)
Get names of selected features.

Returns List of the names of features selected.

Return type list[str]

static load(*file_path*)
Loads component at file path.

Parameters **file_path** (*str*) – Location to load file.

Returns ComponentBase object

needs_fitting(*self*)
Returns boolean determining if component needs fitting before calling predict, predict_proba, transform, or feature_importances.

This can be overridden to False for components that do not need to be fit or whose fit methods do nothing.

Returns True.

property parameters(*self*)
Returns the parameters which were used to initialize the component.

save(*self*, *file_path*, *pickle_protocol=cloudpickle.DEFAULT_PROTOCOL*)
Saves component at file path.

Parameters

- **file_path** (*str*) – Location to save file.
- **pickle_protocol** (*int*) – The pickle data stream format.

transform(*self*, *X*, *y=None*)
Transforms input data by selecting features. If the component_obj does not have a transform method, will raise an MethodPropertyNotFoundError exception.

Parameters

- **X** (*pd.DataFrame*) – Data to transform.
- **y** (*pd.Series, optional*) – Target data. Ignored.

Returns Transformed X

Return type pd.DataFrame

Raises **MethodPropertyNotFoundError** – If feature selector does not have a transform method or a component_obj that implements transform

class evalml.pipelines.components.**RFRegressorSelectFromModel**(*number_features=None, n_estimators=10, max_depth=None, percent_features=0.5, threshold='median', n_jobs=-1, random_seed=0, **kwargs*)

Selects top features based on importance weights using a Random Forest regressor.

Parameters

- **number_features** (*int*) – The maximum number of features to select. If both percent_features and number_features are specified, take the greater number of features. Defaults to 0.5. Defaults to None.
- **n_estimators** (*float*) – The number of trees in the forest. Defaults to 100.
- **max_depth** (*int*) – Maximum tree depth for base learners. Defaults to 6.
- **percent_features** (*float*) – Percentage of features to use. If both percent_features and number_features are specified, take the greater number of features. Defaults to 0.5.
- **threshold** (*string or float*) – The threshold value to use for feature selection. Features whose importance is greater or equal are kept while the others are discarded. If "median", then the threshold value is the median of the feature importances. A scaling factor (e.g., "1.25*mean") may also be used. Defaults to -np.inf.
- **n_jobs** (*int or None*) – Number of jobs to run in parallel. -1 uses all processes. Defaults to -1.
- **random_seed** (*int*) – Seed for the random number generator. Defaults to 0.

Attributes

hyperparameter_ranges	{ "percent_features": Real(0.01, 1), "threshold": ["mean", "median"],}
modifies_features	True
modifies_target	False
name	RF Regressor Select From Model
training_only	False

Methods

clone	Constructs a new component with the same parameters and random state.
default_parameters	Returns the default parameters for this component.
describe	Describe a component and its parameters.
fit	Fits component to data.
fit_transform	Fit and transform data using the feature selector.

continues on next page

Table 619 – continued from previous page

get_names	Get names of selected features.
load	Loads component at file path.
needs_fitting	Returns boolean determining if component needs fitting before calling predict, predict_proba, transform, or feature_importances.
parameters	Returns the parameters which were used to initialize the component.
save	Saves component at file path.
transform	Transforms input data by selecting features. If the component_obj does not have a transform method, will raise an MethodPropertyNotFoundError exception.

clone (*self*)

Constructs a new component with the same parameters and random state.

Returns A new instance of this component with identical parameters and random state.

default_parameters (*cls*)

Returns the default parameters for this component.

Our convention is that Component.default_parameters == Component().parameters.

Returns Default parameters for this component.

Return type dict

describe (*self*, *print_name=False*, *return_dict=False*)

Describe a component and its parameters.

Parameters

- **print_name** (*bool, optional*) – whether to print name of component
- **return_dict** (*bool, optional*) – whether to return description as dictionary in the format {"name": name, "parameters": parameters}

Returns Returns dictionary if return_dict is True, else None.

Return type None or dict

fit (*self*, *X*, *y=None*)

Fits component to data.

Parameters

- **X** (*pd.DataFrame*) – The input training data of shape [n_samples, n_features]
- **y** (*pd.Series, optional*) – The target training data of length [n_samples]

Returns self

Raises **MethodPropertyNotFoundError** – If component does not have a fit method or a component_obj that implements fit.

fit_transform (*self*, *X*, *y=None*)

Fit and transform data using the feature selector.

Parameters

- **X** (*pd.DataFrame*) – The input training data of shape [n_samples, n_features].
- **y** (*pd.Series, optional*) – The target training data of length [n_samples].

Returns Transformed data.

Return type pd.DataFrame

get_names(*self*)

Get names of selected features.

Returns List of the names of features selected.

Return type list[str]

static load(*file_path*)

Loads component at file path.

Parameters **file_path** (*str*) – Location to load file.

Returns ComponentBase object

needs_fitting(*self*)

Returns boolean determining if component needs fitting before calling predict, predict_proba, transform, or feature_importances.

This can be overridden to False for components that do not need to be fit or whose fit methods do nothing.

Returns True.

property parameters(*self*)

Returns the parameters which were used to initialize the component.

save(*self*, *file_path*, *pickle_protocol=cloudpickle.DEFAULT_PROTOCOL*)

Saves component at file path.

Parameters

- **file_path** (*str*) – Location to save file.
- **pickle_protocol** (*int*) – The pickle data stream format.

transform(*self*, *X*, *y=None*)

Transforms input data by selecting features. If the component_obj does not have a transform method, will raise an MethodPropertyNotFoundError exception.

Parameters

- **X** (*pd.DataFrame*) – Data to transform.
- **y** (*pd.Series, optional*) – Target data. Ignored.

Returns Transformed X

Return type pd.DataFrame

Raises **MethodPropertyNotFoundError** – If feature selector does not have a transform method or a component_obj that implements transform

class evalml.pipelines.components.**SelectByType**(*column_types=None*, *exclude=False*, *random_seed=0*, ***kwargs*)

Selects columns by specified Woodwork logical type or semantic tag in input data.

Parameters

- **column_types** (*string, ww.LogicalType, list(string), list(ww.LogicalType)*) – List of Woodwork types or tags, used to determine which columns to select or exclude.
- **exclude** (*bool*) – If true, exclude the column_types instead of including them. Defaults to False.

- **random_seed** (*int*) – Seed for the random number generator. Defaults to 0.

Attributes

hyper-parameter_ranges	{}
modifies_features	True
modifies_target	False
name	Select Columns By Type Transformer
needs_fitting	False
training_only	False

Methods

clone	Constructs a new component with the same parameters and random state.
default_parameters	Returns the default parameters for this component.
describe	Describe a component and its parameters.
fit	Fits the transformer by checking if column names are present in the dataset.
fit_transform	Fits on X and transforms X.
load	Loads component at file path.
parameters	Returns the parameters which were used to initialize the component.
save	Saves component at file path.
transform	Transforms data X by selecting columns.

clone (*self*)

Constructs a new component with the same parameters and random state.

Returns A new instance of this component with identical parameters and random state.

default_parameters (*cls*)

Returns the default parameters for this component.

Our convention is that Component.default_parameters == Component().parameters.

Returns Default parameters for this component.

Return type dict

describe (*self*, *print_name=False*, *return_dict=False*)

Describe a component and its parameters.

Parameters

- **print_name** (*bool, optional*) – whether to print name of component
- **return_dict** (*bool, optional*) – whether to return description as dictionary in the format {"name": name, "parameters": parameters}

Returns Returns dictionary if return_dict is True, else None.

Return type None or dict

fit (*self*, *X*, *y=None*)
Fits the transformer by checking if column names are present in the dataset.

Parameters

- **X** (*pd.DataFrame*) – Data to check.
- **y** (*pd.Series, ignored*) – Targets.

Returns self

fit_transform (*self*, *X*, *y=None*)
Fits on X and transforms X.

Parameters

- **X** (*pd.DataFrame*) – Data to fit and transform.
- **y** (*pd.Series*) – Target data.

Returns Transformed X.

Return type pd.DataFrame

Raises **MethodPropertyNotFoundError** – If transformer does not have a transform method or a component_obj that implements transform.

static load (*file_path*)
Loads component at file path.

Parameters **file_path** (*str*) – Location to load file.

Returns ComponentBase object

property parameters (*self*)
Returns the parameters which were used to initialize the component.

save (*self*, *file_path*, *pickle_protocol=cloudpickle.DEFAULT_PROTOCOL*)
Saves component at file path.

Parameters

- **file_path** (*str*) – Location to save file.
- **pickle_protocol** (*int*) – The pickle data stream format.

transform (*self*, *X*, *y=None*)
Transforms data X by selecting columns.

Parameters

- **X** (*pd.DataFrame*) – Data to transform.
- **y** (*pd.Series, optional*) – Targets.

Returns Transformed X.

Return type pd.DataFrame

class evalml.pipelines.components.**SelectColumns** (*columns=None*, *random_seed=0*, ***kwargs*)

Selects specified columns in input data.

Parameters

- **columns** (*list (string)*) – List of column names, used to determine which columns to select. If columns are not present, they will not be selected.
- **random_seed** (*int*) – Seed for the random number generator. Defaults to 0.

Attributes

hyper-parameter_ranges	{}
modifies_features	True
modifies_target	False
name	Select Columns Transformer
needs_fitting	False
training_only	False

Methods

clone	Constructs a new component with the same parameters and random state.
default_parameters	Returns the default parameters for this component.
describe	Describe a component and its parameters.
fit	Fits the transformer by checking if column names are present in the dataset.
fit_transform	Fits on X and transforms X.
load	Loads component at file path.
parameters	Returns the parameters which were used to initialize the component.
save	Saves component at file path.
transform	Transform data using fitted column selector component.

clone(*self*)

Constructs a new component with the same parameters and random state.

Returns A new instance of this component with identical parameters and random state.

default_parameters(*cls*)

Returns the default parameters for this component.

Our convention is that Component.default_parameters == Component().parameters.

Returns Default parameters for this component.

Return type dict

describe(*self*, *print_name=False*, *return_dict=False*)

Describe a component and its parameters.

Parameters

- **print_name** (*bool, optional*) – whether to print name of component
- **return_dict** (*bool, optional*) – whether to return description as dictionary in the format {"name": name, "parameters": parameters}

Returns Returns dictionary if return_dict is True, else None.

Return type None or dict

fit (*self*, *X*, *y=None*)
Fits the transformer by checking if column names are present in the dataset.

Parameters

- **X** (*pd.DataFrame*) – Data to check.
- **y** (*pd.Series, optional*) – Targets.

Returns self

fit_transform (*self*, *X*, *y=None*)
Fits on X and transforms X.

Parameters

- **X** (*pd.DataFrame*) – Data to fit and transform.
- **y** (*pd.Series*) – Target data.

Returns Transformed X.

Return type pd.DataFrame

Raises **MethodPropertyNotFoundError** – If transformer does not have a transform method or a component_obj that implements transform.

static load (*file_path*)
Loads component at file path.

Parameters **file_path** (*str*) – Location to load file.

Returns ComponentBase object

property parameters (*self*)
Returns the parameters which were used to initialize the component.

save (*self*, *file_path*, *pickle_protocol=cloudpickle.DEFAULT_PROTOCOL*)
Saves component at file path.

Parameters

- **file_path** (*str*) – Location to save file.
- **pickle_protocol** (*int*) – The pickle data stream format.

transform (*self*, *X*, *y=None*)
Transform data using fitted column selector component.

Parameters

- **X** (*pd.DataFrame*) – The input training data of shape [n_samples, n_features].
- **y** (*pd.Series, optional*) – The target training data of length [n_samples].

Returns Transformed data.

Return type pd.DataFrame

class evalml.pipelines.components.**SimpleImputer** (*impute_strategy='most_frequent'*, *fill_value=None*, *random_seed=0*, ***kwargs*)
Imputes missing data according to a specified imputation strategy.

Parameters

- **impute_strategy** (*string*) – Impute strategy to use. Valid values include "mean", "median", "most_frequent", "constant" for numerical data, and "most_frequent", "constant" for object data types.
- **fill_value** (*string*) – When impute_strategy == "constant", fill_value is used to replace missing data. Defaults to 0 when imputing numerical data and "missing_value" for strings or object data types.
- **random_seed** (*int*) – Seed for the random number generator. Defaults to 0.

Attributes

hyper-parameter_ranges	{ "impute_strategy": ["mean", "median", "most_frequent"]}
modifies_features	True
modifies_target	False
name	Simple Imputer
training_only	False

Methods

clone	Constructs a new component with the same parameters and random state.
default_parameters	Returns the default parameters for this component.
describe	Describe a component and its parameters.
fit	Fits imputer to data. 'None' values are converted to np.nan before imputation and are treated as the same.
fit_transform	Fits on X and transforms X.
load	Loads component at file path.
needs_fitting	Returns boolean determining if component needs fitting before calling predict, predict_proba, transform, or feature_importances.
parameters	Returns the parameters which were used to initialize the component.
save	Saves component at file path.
transform	Transforms input by imputing missing values. 'None' and np.nan values are treated as the same.

clone(*self*)

Constructs a new component with the same parameters and random state.

Returns A new instance of this component with identical parameters and random state.

default_parameters(*cls*)

Returns the default parameters for this component.

Our convention is that Component.default_parameters == Component().parameters.

Returns Default parameters for this component.

Return type dict

describe (*self*, *print_name=False*, *return_dict=False*)
Describe a component and its parameters.

Parameters

- **print_name** (*bool, optional*) – whether to print name of component
- **return_dict** (*bool, optional*) – whether to return description as dictionary in the format {"name": name, "parameters": parameters}

Returns Returns dictionary if return_dict is True, else None.

Return type None or dict

fit (*self*, *X*, *y=None*)
Fits imputer to data. 'None' values are converted to np.nan before imputation and are treated as the same.

Parameters

- **X** (*pd.DataFrame or np.ndarray*) – the input training data of shape [n_samples, n_features]
- **y** (*pd.Series, optional*) – the target training data of length [n_samples]

Returns self

fit_transform (*self*, *X*, *y=None*)
Fits on X and transforms X.

Parameters

- **X** (*pd.DataFrame*) – Data to fit and transform
- **y** (*pd.Series, optional*) – Target data.

Returns Transformed X

Return type pd.DataFrame

static load (*file_path*)
Loads component at file path.

Parameters **file_path** (*str*) – Location to load file.

Returns ComponentBase object

needs_fitting (*self*)
Returns boolean determining if component needs fitting before calling predict, predict_proba, transform, or feature_importances.

This can be overridden to False for components that do not need to be fit or whose fit methods do nothing.

Returns True.

property parameters (*self*)
Returns the parameters which were used to initialize the component.

save (*self*, *file_path*, *pickle_protocol=cloudpickle.DEFAULT_PROTOCOL*)
Saves component at file path.

Parameters

- **file_path** (*str*) – Location to save file.
- **pickle_protocol** (*int*) – The pickle data stream format.

transform (*self*, *X*, *y=None*)
Transforms input by imputing missing values. 'None' and np.nan values are treated as the same.

Parameters

- **X** (*pd.DataFrame*) – Data to transform.
- **y** (*pd.Series, optional*) – Ignored.

Returns Transformed X

Return type pd.DataFrame

class evalml.pipelines.components.**StackedEnsembleClassifier**(*final_estimator=None, n_jobs=-1, random_seed=0, **kwargs*)

Stacked Ensemble Classifier.

Parameters

- **final_estimator** (*Estimator or subclass*) – The classifier used to combine the base estimators. If None, uses ElasticNetClassifier.
- **n_jobs** (*int or None*) – Integer describing level of parallelism used for pipelines. None and 1 are equivalent. If set to -1, all CPUs are used. For n_jobs below -1, (n_cpus + 1 + n_jobs) are used. Defaults to -1. - Note: there could be some multi-process errors thrown for values of *n_jobs != 1*. If this is the case, please use *n_jobs = 1*.
- **random_seed** (*int*) – Seed for the random number generator. Defaults to 0.

Example

```
>>> from evalml.pipelines.component_graph import ComponentGraph
>>> from evalml.pipelines.components.estimators.classifiers.decision_tree_
↪classifier import DecisionTreeClassifier
>>> from evalml.pipelines.components.estimators.classifiers.elasticnet_classifier␣
↪import ElasticNetClassifier
...
>>> component_graph = {
...     "Decision Tree": [DecisionTreeClassifier(random_seed=3), "X", "y"],
...     "Decision Tree B": [DecisionTreeClassifier(random_seed=4), "X", "y"],
...     "Stacked Ensemble": [
...         StackedEnsembleClassifier(n_jobs=1, final_
↪estimator=DecisionTreeClassifier()),
...         "Decision Tree.x",
...         "Decision Tree B.x",
...         "y",
...     ],
... }
...
>>> cg = ComponentGraph(component_graph)
>>> assert cg.default_parameters == {
...     'Decision Tree Classifier': {'criterion': 'gini',
...                                  'max_features': 'auto',
...                                  'max_depth': 6,
...                                  'min_samples_split': 2,
...                                  'min_weight_fraction_leaf': 0.0},
...     'Stacked Ensemble Classifier': {'final_estimator': ElasticNetClassifier,
...                                     'n_jobs': -1}}
```

Attributes

hyper-parameter_ranges	{}
model_family	ModelFamily.ENSEMBLE
modifies_features	True
modifies_target	False
name	Stacked Ensemble Classifier
supported_problem_types	[ProblemTypes.BINARY, ProblemTypes.MULTICLASS, ProblemTypes.TIME_SERIES_BINARY, ProblemTypes.TIME_SERIES_MULTICLASS,]
training_only	False

Methods

clone	Constructs a new component with the same parameters and random state.
default_parameters	Returns the default parameters for stacked ensemble classes.
describe	Describe a component and its parameters.
feature_importance	Not implemented for StackedEnsembleClassifier and StackedEnsembleRegressor.
fit	Fits estimator to data.
load	Loads component at file path.
needs_fitting	Returns boolean determining if component needs fitting before calling predict, predict_proba, transform, or feature_importances.
parameters	Returns the parameters which were used to initialize the component.
predict	Make predictions using selected features.
predict_proba	Make probability estimates for labels.
save	Saves component at file path.

clone(*self*)

Constructs a new component with the same parameters and random state.

Returns A new instance of this component with identical parameters and random state.

default_parameters(*cls*)

Returns the default parameters for stacked ensemble classes.

Returns default parameters for this component.

Return type dict

describe(*self*, *print_name=False*, *return_dict=False*)

Describe a component and its parameters.

Parameters

- **print_name** (*bool, optional*) – whether to print name of component
- **return_dict** (*bool, optional*) – whether to return description as dictionary in the format {"name": name, "parameters": parameters}

Returns Returns dictionary if return_dict is True, else None.

Return type None or dict

property feature_importance(*self*)

Not implemented for StackedEnsembleClassifier and StackedEnsembleRegressor.

fit(*self*, *X*, *y=None*)

Fits estimator to data.

Parameters

- **X** (*pd.DataFrame*) – The input training data of shape [n_samples, n_features].
- **y** (*pd.Series, optional*) – The target training data of length [n_samples].

Returns self

static load(*file_path*)

Loads component at file path.

Parameters **file_path** (*str*) – Location to load file.

Returns ComponentBase object

needs_fitting(*self*)

Returns boolean determining if component needs fitting before calling predict, predict_proba, transform, or feature_importances.

This can be overridden to False for components that do not need to be fit or whose fit methods do nothing.

Returns True.

property parameters(*self*)

Returns the parameters which were used to initialize the component.

predict(*self*, *X*)

Make predictions using selected features.

Parameters **X** (*pd.DataFrame*) – Data of shape [n_samples, n_features].

Returns Predicted values.

Return type pd.Series

Raises **MethodPropertyNotFoundError** – If estimator does not have a predict method or a component_obj that implements predict.

predict_proba(*self*, *X*)

Make probability estimates for labels.

Parameters **X** (*pd.DataFrame*) – Features.

Returns Probability estimates.

Return type pd.Series

Raises **MethodPropertyNotFoundError** – If estimator does not have a predict_proba method or a component_obj that implements predict_proba.

save(*self*, *file_path*, *pickle_protocol=cloudpickle.DEFAULT_PROTOCOL*)

Saves component at file path.

Parameters

- **file_path** (*str*) – Location to save file.
- **pickle_protocol** (*int*) – The pickle data stream format.

class evalml.pipelines.components.**StackedEnsembleRegressor**(*final_estimator=None, n_jobs=-1, random_seed=0, **kwargs*)

Stacked Ensemble Regressor.

Parameters

- **final_estimator** (*Estimator or subclass*) – The regressor used to combine the base estimators. If None, uses ElasticNetRegressor.
- **n_jobs** (*int or None*) – Integer describing level of parallelism used for pipelines. None and 1 are equivalent. If set to -1, all CPUs are used. For n_jobs greater than -1, (n_cpus + 1 + n_jobs) are used. Defaults to -1. - Note: there could be some multi-process errors thrown for values of *n_jobs != 1*. If this is the case, please use *n_jobs = 1*.
- **random_seed** (*int*) – Seed for the random number generator. Defaults to 0.

Example

```
>>> from evalml.pipelines.component_graph import ComponentGraph
>>> from evalml.pipelines.components.estimators.regressors.rf_regressor import␣
↪RandomForestRegressor
>>> from evalml.pipelines.components.estimators.regressors.elasticnet_regressor␣
↪import ElasticNetRegressor
...
>>> component_graph = {
...     "Random Forest": [RandomForestRegressor(random_seed=3), "X", "y"],
...     "Random Forest B": [RandomForestRegressor(random_seed=4), "X", "y"],
...     "Stacked Ensemble": [
...         StackedEnsembleRegressor(n_jobs=1, final_
↪estimator=RandomForestRegressor()),
...         "Random Forest.x",
...         "Random Forest B.x",
...         "y",
...     ],
... }
...
>>> cg = ComponentGraph(component_graph)
>>> assert cg.default_parameters == {
...     'Random Forest Regressor': {'n_estimators': 100,
...                                 'max_depth': 6,
...                                 'n_jobs': -1},
...     'Stacked Ensemble Regressor': {'final_estimator': ElasticNetRegressor,
...                                    'n_jobs': -1}}
```

Attributes

hyper-parameter_ranges	{}
model_family	ModelFamily.ENSEMBLE
modifies_features	True
modifies_target	False
name	Stacked Ensemble Regressor
supported_problem_types	[ProblemTypes.REGRESSION, ProblemTypes.TIME_SERIES_REGRESSION,]
training_only	False

Methods

clone	Constructs a new component with the same parameters and random state.
default_parameters	Returns the default parameters for stacked ensemble classes.
describe	Describe a component and its parameters.
feature_importance	Not implemented for StackedEnsembleClassifier and StackedEnsembleRegressor.
fit	Fits estimator to data.
load	Loads component at file path.
needs_fitting	Returns boolean determining if component needs fitting before calling predict, predict_proba, transform, or feature_importances.
parameters	Returns the parameters which were used to initialize the component.
predict	Make predictions using selected features.
predict_proba	Make probability estimates for labels.
save	Saves component at file path.

clone(*self*)

Constructs a new component with the same parameters and random state.

Returns A new instance of this component with identical parameters and random state.

default_parameters(*cls*)

Returns the default parameters for stacked ensemble classes.

Returns default parameters for this component.

Return type dict

describe(*self*, *print_name=False*, *return_dict=False*)

Describe a component and its parameters.

Parameters

- **print_name** (*bool, optional*) – whether to print name of component
- **return_dict** (*bool, optional*) – whether to return description as dictionary in the format {"name": name, "parameters": parameters}

Returns Returns dictionary if return_dict is True, else None.

Return type None or dict

property feature_importance(*self*)

Not implemented for StackedEnsembleClassifier and StackedEnsembleRegressor.

fit(*self*, *X*, *y=None*)

Fits estimator to data.

Parameters

- **X** (*pd.DataFrame*) – The input training data of shape [n_samples, n_features].
- **y** (*pd.Series, optional*) – The target training data of length [n_samples].

Returns self

static load(*file_path*)

Loads component at file path.

Parameters **file_path** (*str*) – Location to load file.

Returns ComponentBase object

needs_fitting(*self*)

Returns boolean determining if component needs fitting before calling predict, predict_proba, transform, or feature_importances.

This can be overridden to False for components that do not need to be fit or whose fit methods do nothing.

Returns True.

property parameters(*self*)

Returns the parameters which were used to initialize the component.

predict(*self*, *X*)

Make predictions using selected features.

Parameters **X** (*pd.DataFrame*) – Data of shape [n_samples, n_features].

Returns Predicted values.

Return type pd.Series

Raises **MethodPropertyNotFoundError** – If estimator does not have a predict method or a component_obj that implements predict.

predict_proba(*self*, *X*)

Make probability estimates for labels.

Parameters **X** (*pd.DataFrame*) – Features.

Returns Probability estimates.

Return type pd.Series

Raises **MethodPropertyNotFoundError** – If estimator does not have a predict_proba method or a component_obj that implements predict_proba.

save(*self*, *file_path*, *pickle_protocol=cloudpickle.DEFAULT_PROTOCOL*)

Saves component at file path.

Parameters

- **file_path** (*str*) – Location to save file.
- **pickle_protocol** (*int*) – The pickle data stream format.

class evalml.pipelines.components.**StandardScaler**(*random_seed=0*, ***kwargs*)

A transformer that standardizes input features by removing the mean and scaling to unit variance.

Parameters **random_seed** (*int*) – Seed for the random number generator. Defaults to 0.

Attributes

hyper-parameter_ranges	{}
modifies_features	True
modifies_target	False
name	Standard Scaler
training_only	False

Methods

clone	Constructs a new component with the same parameters and random state.
default_parameters	Returns the default parameters for this component.
describe	Describe a component and its parameters.
fit	Fits component to data.
fit_transform	Fit and transform data using the standard scaler component.
load	Loads component at file path.
needs_fitting	Returns boolean determining if component needs fitting before calling predict, predict_proba, transform, or feature_importances.
parameters	Returns the parameters which were used to initialize the component.
save	Saves component at file path.
transform	Transform data using the fitted standard scaler.

clone(*self*)

Constructs a new component with the same parameters and random state.

Returns A new instance of this component with identical parameters and random state.

default_parameters(*cls*)

Returns the default parameters for this component.

Our convention is that Component.default_parameters == Component().parameters.

Returns Default parameters for this component.

Return type dict

describe(*self*, *print_name=False*, *return_dict=False*)

Describe a component and its parameters.

Parameters

- **print_name** (*bool, optional*) – whether to print name of component

- **return_dict** (*bool, optional*) – whether to return description as dictionary in the format {"name": name, "parameters": parameters}

Returns Returns dictionary if return_dict is True, else None.

Return type None or dict

fit (*self, X, y=None*)
Fits component to data.

Parameters

- **X** (*pd.DataFrame*) – The input training data of shape [n_samples, n_features]
- **y** (*pd.Series, optional*) – The target training data of length [n_samples]

Returns self

Raises **MethodPropertyNotFoundError** – If component does not have a fit method or a component_obj that implements fit.

fit_transform (*self, X, y=None*)
Fit and transform data using the standard scaler component.

Parameters

- **X** (*pd.DataFrame*) – The input training data of shape [n_samples, n_features].
- **y** (*pd.Series, optional*) – The target training data of length [n_samples].

Returns Transformed data.

Return type pd.DataFrame

static load (*file_path*)
Loads component at file path.

Parameters **file_path** (*str*) – Location to load file.

Returns ComponentBase object

needs_fitting (*self*)
Returns boolean determining if component needs fitting before calling predict, predict_proba, transform, or feature_importances.

This can be overridden to False for components that do not need to be fit or whose fit methods do nothing.

Returns True.

property parameters (*self*)
Returns the parameters which were used to initialize the component.

save (*self, file_path, pickle_protocol=cloudpickle.DEFAULT_PROTOCOL*)
Saves component at file path.

Parameters

- **file_path** (*str*) – Location to save file.
- **pickle_protocol** (*int*) – The pickle data stream format.

transform (*self, X, y=None*)
Transform data using the fitted standard scaler.

Parameters

- **X** (*pd.DataFrame*) – The input training data of shape [n_samples, n_features].

- **y** (*pd.Series, optional*) – The target training data of length [n_samples].

Returns Transformed data.

Return type pd.DataFrame

class evalml.pipelines.components.**SVMClassifier**(*C=1.0, kernel='rbf', gamma='auto', probability=True, random_seed=0, **kwargs*)

Support Vector Machine Classifier.

Parameters

- **C** (*float*) – The regularization parameter. The strength of the regularization is inversely proportional to C. Must be strictly positive. The penalty is a squared l2 penalty. Defaults to 1.0.
- **kernel** (*{"poly", "rbf", "sigmoid"}*) – Specifies the kernel type to be used in the algorithm. Defaults to "rbf".
- **gamma** (*{"scale", "auto"} or float*) – Kernel coefficient for "rbf", "poly" and "sigmoid". Defaults to "auto". - If gamma='scale' is passed then it uses 1 / (n_features * X.var()) as value of gamma - If "auto" (default), uses 1 / n_features
- **probability** (*boolean*) – Whether to enable probability estimates. Defaults to True.
- **random_seed** (*int*) – Seed for the random number generator. Defaults to 0.

Attributes

hyper-parameter_ranges	{ "C": Real(0, 10), "kernel": ["poly", "rbf", "sigmoid"], "gamma": ["scale", "auto"],}
model_family	ModelFamily.SVM
modifies_features	True
modifies_target	False
name	SVM Classifier
supported_problem_types	[ProblemTypes.BINARY, ProblemTypes.MULTICLASS, ProblemTypes.TIME_SERIES_BINARY, ProblemTypes.TIME_SERIES_MULTICLASS,]
training_only	False

Methods

clone	Constructs a new component with the same parameters and random state.
default_parameters	Returns the default parameters for this component.
describe	Describe a component and its parameters.
feature_importance	Feature importance only works with linear kernels.
fit	Fits estimator to data.
load	Loads component at file path.
needs_fitting	Returns boolean determining if component needs fitting before calling predict, predict_proba, transform, or feature_importances.

continues on next page

Table 626 – continued from previous page

parameters	Returns the parameters which were used to initialize the component.
predict	Make predictions using selected features.
predict_proba	Make probability estimates for labels.
save	Saves component at file path.

clone (*self*)

Constructs a new component with the same parameters and random state.

Returns A new instance of this component with identical parameters and random state.

default_parameters (*cls*)

Returns the default parameters for this component.

Our convention is that Component.default_parameters == Component().parameters.

Returns Default parameters for this component.

Return type dict

describe (*self*, *print_name=False*, *return_dict=False*)

Describe a component and its parameters.

Parameters

- **print_name** (*bool, optional*) – whether to print name of component
- **return_dict** (*bool, optional*) – whether to return description as dictionary in the format {"name": name, "parameters": parameters}

Returns Returns dictionary if return_dict is True, else None.

Return type None or dict

property feature_importance (*self*)

Feature importance only works with linear kernels.

If the kernel isn't linear, we return a numpy array of zeros.

Returns Feature importance of fitted SVM classifier or a numpy array of zeroes if the kernel is not linear.

fit (*self*, *X*, *y=None*)

Fits estimator to data.

Parameters

- **X** (*pd.DataFrame*) – The input training data of shape [n_samples, n_features].
- **y** (*pd.Series, optional*) – The target training data of length [n_samples].

Returns self

static load (*file_path*)

Loads component at file path.

Parameters **file_path** (*str*) – Location to load file.

Returns ComponentBase object

needs_fitting (*self*)

Returns boolean determining if component needs fitting before calling predict, predict_proba, transform, or feature_importances.

This can be overridden to False for components that do not need to be fit or whose fit methods do nothing.

Returns True.

property parameters(*self*)

Returns the parameters which were used to initialize the component.

predict(*self*, *X*)

Make predictions using selected features.

Parameters **X** (*pd.DataFrame*) – Data of shape [n_samples, n_features].

Returns Predicted values.

Return type pd.Series

Raises **MethodPropertyNotFoundError** – If estimator does not have a predict method or a component_obj that implements predict.

predict_proba(*self*, *X*)

Make probability estimates for labels.

Parameters **X** (*pd.DataFrame*) – Features.

Returns Probability estimates.

Return type pd.Series

Raises **MethodPropertyNotFoundError** – If estimator does not have a predict_proba method or a component_obj that implements predict_proba.

save(*self*, *file_path*, *pickle_protocol=cloudpickle.DEFAULT_PROTOCOL*)

Saves component at file path.

Parameters

- **file_path** (*str*) – Location to save file.
- **pickle_protocol** (*int*) – The pickle data stream format.

class evalml.pipelines.components.**SVMRegressor**(*C=1.0*, *kernel='rbf'*, *gamma='auto'*, *random_seed=0*, ***kwargs*)

Support Vector Machine Regressor.

Parameters

- **C** (*float*) – The regularization parameter. The strength of the regularization is inversely proportional to C. Must be strictly positive. The penalty is a squared l2 penalty. Defaults to 1.0.
- **kernel** (*{"poly", "rbf", "sigmoid"}*) – Specifies the kernel type to be used in the algorithm. Defaults to "rbf".
- **gamma** (*{"scale", "auto"} or float*) – Kernel coefficient for "rbf", "poly" and "sigmoid". Defaults to "auto". - If gamma='scale' is passed then it uses 1 / (n_features * X.var()) as value of gamma - If "auto" (default), uses 1 / n_features
- **random_seed** (*int*) – Seed for the random number generator. Defaults to 0.

Attributes

hyper-parameter_ranges	{ "C": Real(0, 10), "kernel": ["poly", "rbf", "sigmoid"], "gamma": ["scale", "auto"],}
model_family	ModelFamily.SVM
modifies_features	True
modifies_target	False
name	SVM Regressor
supported_problem_types	[ProblemTypes.REGRESSION, ProblemTypes.TIME_SERIES_REGRESSION,]
training_only	False

Methods

clone	Constructs a new component with the same parameters and random state.
default_parameters	Returns the default parameters for this component.
describe	Describe a component and its parameters.
feature_importance	Feature importance of fitted SVM regresor.
fit	Fits estimator to data.
load	Loads component at file path.
needs_fitting	Returns boolean determining if component needs fitting before calling predict, predict_proba, transform, or feature_importances.
parameters	Returns the parameters which were used to initialize the component.
predict	Make predictions using selected features.
predict_proba	Make probability estimates for labels.
save	Saves component at file path.

clone(*self*)

Constructs a new component with the same parameters and random state.

Returns A new instance of this component with identical parameters and random state.

default_parameters(*cls*)

Returns the default parameters for this component.

Our convention is that Component.default_parameters == Component().parameters.

Returns Default parameters for this component.

Return type dict

describe(*self*, *print_name=False*, *return_dict=False*)

Describe a component and its parameters.

Parameters

- **print_name** (*bool, optional*) – whether to print name of component
- **return_dict** (*bool, optional*) – whether to return description as dictionary in the format {"name": name, "parameters": parameters}

Returns Returns dictionary if return_dict is True, else None.

Return type None or dict

property feature_importance(*self*)

Feature importance of fitted SVM regresor.

Only works with linear kernels. If the kernel isn't linear, we return a numpy array of zeros.

Returns The feature importance of the fitted SVM regressor, or an array of zeroes if the kernel is not linear.

fit(*self*, *X*, *y=None*)

Fits estimator to data.

Parameters

- **X** (*pd.DataFrame*) – The input training data of shape [n_samples, n_features].
- **y** (*pd.Series, optional*) – The target training data of length [n_samples].

Returns self

static load(*file_path*)

Loads component at file path.

Parameters **file_path** (*str*) – Location to load file.

Returns ComponentBase object

needs_fitting(*self*)

Returns boolean determining if component needs fitting before calling predict, predict_proba, transform, or feature_importances.

This can be overridden to False for components that do not need to be fit or whose fit methods do nothing.

Returns True.

property parameters(*self*)

Returns the parameters which were used to initialize the component.

predict(*self*, *X*)

Make predictions using selected features.

Parameters **X** (*pd.DataFrame*) – Data of shape [n_samples, n_features].

Returns Predicted values.

Return type pd.Series

Raises **MethodPropertyNotFoundError** – If estimator does not have a predict method or a component_obj that implements predict.

predict_proba(*self*, *X*)

Make probability estimates for labels.

Parameters **X** (*pd.DataFrame*) – Features.

Returns Probability estimates.

Return type pd.Series

Raises **MethodPropertyNotFoundError** – If estimator does not have a predict_proba method or a component_obj that implements predict_proba.

save(*self*, *file_path*, *pickle_protocol=cloudpickle.DEFAULT_PROTOCOL*)

Saves component at file path.

Parameters

- **file_path** (*str*) – Location to save file.
- **pickle_protocol** (*int*) – The pickle data stream format.

class evalml.pipelines.components.**TargetEncoder**(*cols=None, smoothing=1.0, handle_unknown='value', handle_missing='value', random_seed=0, **kwargs*)

A transformer that encodes categorical features into target encodings.

Parameters

- **cols** (*list*) – Columns to encode. If None, all string columns will be encoded, otherwise only the columns provided will be encoded. Defaults to None
- **smoothing** (*float*) – The smoothing factor to apply. The larger this value is, the more influence the expected target value has on the resulting target encodings. Must be strictly larger than 0. Defaults to 1.0
- **handle_unknown** (*string*) – Determines how to handle unknown categories for a feature encountered. Options are 'value', 'error', nd 'return_nan'. Defaults to 'value', which replaces with the target mean
- **handle_missing** (*string*) – Determines how to handle missing values encountered during *fit* or *transform*. Options are 'value', 'error', and 'return_nan'. Defaults to 'value', which replaces with the target mean
- **random_seed** (*int*) – Seed for the random number generator. Defaults to 0.

Attributes

hyperparameter_ranges	{}
modifies_features	True
modifies_target	False
name	Target Encoder
training_only	False

Methods

clone	Constructs a new component with the same parameters and random state.
default_parameters	Returns the default parameters for this component.
describe	Describe a component and its parameters.
fit	Fits the target encoder.
fit_transform	Fit and transform data using the target encoder.
get_feature_names	Return feature names for the input features after fitting.
load	Loads component at file path.
needs_fitting	Returns boolean determining if component needs fitting before calling predict, predict_proba, transform, or feature_importances.

continues on next page

Table 628 – continued from previous page

parameters	Returns the parameters which were used to initialize the component.
save	Saves component at file path.
transform	Transform data using the fitted target encoder.

clone (*self*)

Constructs a new component with the same parameters and random state.

Returns A new instance of this component with identical parameters and random state.

default_parameters (*cls*)

Returns the default parameters for this component.

Our convention is that Component.default_parameters == Component().parameters.

Returns Default parameters for this component.

Return type dict

describe (*self*, *print_name=False*, *return_dict=False*)

Describe a component and its parameters.

Parameters

- **print_name** (*bool, optional*) – whether to print name of component
- **return_dict** (*bool, optional*) – whether to return description as dictionary in the format {"name": name, "parameters": parameters}

Returns Returns dictionary if return_dict is True, else None.

Return type None or dict

fit (*self*, *X*, *y*)

Fits the target encoder.

Parameters

- **X** (*pd.DataFrame*) – The input training data of shape [n_samples, n_features].
- **y** (*pd.Series, optional*) – The target training data of length [n_samples].

Returns self

fit_transform (*self*, *X*, *y*)

Fit and transform data using the target encoder.

Parameters

- **X** (*pd.DataFrame*) – The input training data of shape [n_samples, n_features].
- **y** (*pd.Series, optional*) – The target training data of length [n_samples].

Returns Transformed data.

Return type pd.DataFrame

get_feature_names (*self*)

Return feature names for the input features after fitting.

Returns The feature names after encoding.

Return type np.array

static load (*file_path*)

Loads component at file path.

Parameters **file_path** (*str*) – Location to load file.

Returns ComponentBase object

needs_fitting(*self*)

Returns boolean determining if component needs fitting before calling predict, predict_proba, transform, or feature_importances.

This can be overridden to False for components that do not need to be fit or whose fit methods do nothing.

Returns True.

property parameters(*self*)

Returns the parameters which were used to initialize the component.

save(*self*, *file_path*, *pickle_protocol=cloudpickle.DEFAULT_PROTOCOL*)

Saves component at file path.

Parameters

- **file_path** (*str*) – Location to save file.
- **pickle_protocol** (*int*) – The pickle data stream format.

transform(*self*, *X*, *y=None*)

Transform data using the fitted target encoder.

Parameters

- **X** (*pd.DataFrame*) – The input training data of shape [n_samples, n_features].
- **y** (*pd.Series, optional*) – The target training data of length [n_samples].

Returns Transformed data.

Return type pd.DataFrame

class evalml.pipelines.components.**TargetImputer**(*impute_strategy='most_frequent'*, *fill_value=None*, *random_seed=0*, ***kwargs*)

Imputes missing target data according to a specified imputation strategy.

Parameters

- **impute_strategy** (*string*) – Impute strategy to use. Valid values include "mean", "median", "most_frequent", "constant" for numerical data, and "most_frequent", "constant" for object data types. Defaults to "most_frequent".
- **fill_value** (*string*) – When impute_strategy == "constant", fill_value is used to replace missing data. Defaults to None which uses 0 when imputing numerical data and "missing_value" for strings or object data types.
- **random_seed** (*int*) – Seed for the random number generator. Defaults to 0.

Attributes

hyper-parameter_ranges	{ "impute_strategy": ["mean", "median", "most_frequent"]}
modifies_features	False
modifies_target	True
name	Target Imputer
training_only	False

Methods

clone	Constructs a new component with the same parameters and random state.
default_parameters	Returns the default parameters for this component.
describe	Describe a component and its parameters.
fit	Fits imputer to target data. 'None' values are converted to np.nan before imputation and are treated as the same.
fit_transform	Fits on and transforms the input target data.
load	Loads component at file path.
needs_fitting	Returns boolean determining if component needs fitting before calling predict, predict_proba, transform, or feature_importances.
parameters	Returns the parameters which were used to initialize the component.
save	Saves component at file path.
transform	Transforms input target data by imputing missing values. 'None' and np.nan values are treated as the same.

clone(*self*)

Constructs a new component with the same parameters and random state.

Returns A new instance of this component with identical parameters and random state.

default_parameters(*cls*)

Returns the default parameters for this component.

Our convention is that Component.default_parameters == Component().parameters.

Returns Default parameters for this component.

Return type dict

describe(*self*, *print_name=False*, *return_dict=False*)

Describe a component and its parameters.

Parameters

- **print_name** (*bool, optional*) – whether to print name of component
- **return_dict** (*bool, optional*) – whether to return description as dictionary in the format {"name": name, "parameters": parameters}

Returns Returns dictionary if return_dict is True, else None.

Return type None or dict

fit (*self*, *X*, *y*)

Fits imputer to target data. 'None' values are converted to np.nan before imputation and are treated as the same.

Parameters

- **X** (*pd.DataFrame or np.ndarray*) – The input training data of shape [n_samples, n_features]. Ignored.
- **y** (*pd.Series, optional*) – The target training data of length [n_samples].

Returns self

Raises **TypeError** – If target is filled with all null values.

fit_transform (*self*, *X*, *y*)

Fits on and transforms the input target data.

Parameters

- **X** (*pd.DataFrame*) – Features. Ignored.
- **y** (*pd.Series*) – Target data to impute.

Returns The original X, transformed y

Return type (pd.DataFrame, pd.Series)

static load (*file_path*)

Loads component at file path.

Parameters **file_path** (*str*) – Location to load file.

Returns ComponentBase object

needs_fitting (*self*)

Returns boolean determining if component needs fitting before calling predict, predict_proba, transform, or feature_importances.

This can be overridden to False for components that do not need to be fit or whose fit methods do nothing.

Returns True.

property parameters (*self*)

Returns the parameters which were used to initialize the component.

save (*self*, *file_path*, *pickle_protocol=cloudpickle.DEFAULT_PROTOCOL*)

Saves component at file path.

Parameters

- **file_path** (*str*) – Location to save file.
- **pickle_protocol** (*int*) – The pickle data stream format.

transform (*self*, *X*, *y*)

Transforms input target data by imputing missing values. 'None' and np.nan values are treated as the same.

Parameters

- **X** (*pd.DataFrame*) – Features. Ignored.
- **y** (*pd.Series*) – Target data to impute.

Returns The original X, transformed y

Return type (pd.DataFrame, pd.Series)

class evalml.pipelines.components.**TimeSeriesBaselineEstimator**(*gap=1, forecast_horizon=1, random_seed=0, **kwargs*)

Time series estimator that predicts using the naive forecasting approach.

This is useful as a simple baseline estimator for time series problems.

Parameters

- **gap** (*int*) – Gap between prediction date and target date and must be a positive integer. If gap is 0, target date will be shifted ahead by 1 time period. Defaults to 1.
- **forecast_horizon** (*int*) – Number of time steps the model is expected to predict.
- **random_seed** (*int*) – Seed for the random number generator. Defaults to 0.

Attributes

hyperparameter_ranges	{}
model_family	ModelFamily.BASELINE
modifies_features	True
modifies_target	False
name	Time Series Baseline Estimator
supported_problem_types	[ProblemTypes.TIME_SERIES_REGRESSION, ProblemTypes.TIME_SERIES_BINARY, ProblemTypes.TIME_SERIES_MULTICLASS,]
training_only	False

Methods

clone	Constructs a new component with the same parameters and random state.
default_parameters	Returns the default parameters for this component.
describe	Describe a component and its parameters.
feature_importance	Returns importance associated with each feature.
fit	Fits time series baseline estimator to data.
load	Loads component at file path.
needs_fitting	Returns boolean determining if component needs fitting before calling predict, predict_proba, transform, or feature_importances.
parameters	Returns the parameters which were used to initialize the component.
predict	Make predictions using fitted time series baseline estimator.
predict_proba	Make prediction probabilities using fitted time series baseline estimator.
save	Saves component at file path.

clone(*self*)

Constructs a new component with the same parameters and random state.

Returns A new instance of this component with identical parameters and random state.

default_parameters(*cls*)

Returns the default parameters for this component.

Our convention is that Component.default_parameters == Component().parameters.

Returns Default parameters for this component.

Return type dict

describe(*self*, *print_name=False*, *return_dict=False*)

Describe a component and its parameters.

Parameters

- **print_name** (*bool, optional*) – whether to print name of component
- **return_dict** (*bool, optional*) – whether to return description as dictionary in the format {"name": name, "parameters": parameters}

Returns Returns dictionary if return_dict is True, else None.

Return type None or dict

property feature_importance(*self*)

Returns importance associated with each feature.

Since baseline estimators do not use input features to calculate predictions, returns an array of zeroes.

Returns An array of zeroes.

Return type np.ndarray (float)

fit(*self*, *X*, *y=None*)

Fits time series baseline estimator to data.

Parameters

- **X** (*pd.DataFrame*) – The input training data of shape [n_samples, n_features].
- **y** (*pd.Series*) – The target training data of length [n_samples].

Returns self

Raises **ValueError** – If input y is None.

static load(*file_path*)

Loads component at file path.

Parameters **file_path** (*str*) – Location to load file.

Returns ComponentBase object

needs_fitting(*self*)

Returns boolean determining if component needs fitting before calling predict, predict_proba, transform, or feature_importances.

This can be overridden to False for components that do not need to be fit or whose fit methods do nothing.

Returns True.

property parameters(*self*)

Returns the parameters which were used to initialize the component.

predict (*self*, *X*)

Make predictions using fitted time series baseline estimator.

Parameters **X** (*pd.DataFrame*) – Data of shape [n_samples, n_features].

Returns Predicted values.

Return type pd.Series

Raises **ValueError** – If input y is None.

predict_proba (*self*, *X*)

Make prediction probabilities using fitted time series baseline estimator.

Parameters **X** (*pd.DataFrame*) – Data of shape [n_samples, n_features].

Returns Predicted probability values.

Return type pd.DataFrame

Raises **ValueError** – If input y is None.

save (*self*, *file_path*, *pickle_protocol=cloudpickle.DEFAULT_PROTOCOL*)

Saves component at file path.

Parameters

- **file_path** (*str*) – Location to save file.
- **pickle_protocol** (*int*) – The pickle data stream format.

class evalml.pipelines.components.**TimeSeriesFeaturizer** (*time_index=None*, *max_delay=2*, *gap=0*, *forecast_horizon=1*, *conf_level=0.05*, *rolling_window_size=0.25*, *delay_features=True*, *delay_target=True*, *random_seed=0*, ***kwargs*)

Transformer that delays input features and target variable for time series problems.

This component uses an algorithm based on the autocorrelation values of the target variable to determine which lags to select from the set of all possible lags.

The algorithm is based on the idea that the local maxima of the autocorrelation function indicate the lags that have the most impact on the present time.

The algorithm computes the autocorrelation values and finds the local maxima, called "peaks", that are significant at the given conf_level. Since lags in the range [0, 10] tend to be predictive but not local maxima, the union of the peaks is taken with the significant lags in the range [0, 10]. At the end, only selected lags in the range [0, max_delay] are used.

Parametrizing the algorithm by conf_level lets the AutoMLAlgorithm tune the set of lags chosen so that the chances of finding a good set of lags is higher.

Using conf_level value of 1 selects all possible lags.

Parameters

- **time_index** (*str*) – Name of the column containing the datetime information used to order the data. Ignored.
- **max_delay** (*int*) – Maximum number of time units to delay each feature. Defaults to 2.
- **forecast_horizon** (*int*) – The number of time periods the pipeline is expected to forecast.

- **conf_level** (*float*) – Float in range (0, 1] that determines the confidence interval size used to select which lags to compute from the set of [1, max_delay]. A delay of 1 will always be computed. If 1, selects all possible lags in the set of [1, max_delay], inclusive.
- **rolling_window_size** (*float*) – Float in range (0, 1] that determines the size of the window used for rolling features. Size is computed as rolling_window_size * max_delay.
- **delay_features** (*bool*) – Whether to delay the input features. Defaults to True.
- **delay_target** (*bool*) – Whether to delay the target. Defaults to True.
- **gap** (*int*) – The number of time units between when the features are collected and when the target is collected. For example, if you are predicting the next time step's target, gap=1. This is only needed because when gap=0, we need to be sure to start the lagging of the target variable at 1. Defaults to 1.
- **random_seed** (*int*) – Seed for the random number generator. This transformer performs the same regardless of the random seed provided.

Attributes

hyper-parameter_ranges	Real(0.001, 1.0), "rolling_window_size": Real(0.001, 1.0)}:type: {"conf_level"
modifies_features	True
modifies_target	False
name	Time Series Featurizer
needs_fitting	True
target_colname_prefix	target_delay_{}
training_only	False

Methods

clone	Constructs a new component with the same parameters and random state.
default_parameters	Returns the default parameters for this component.
describe	Describe a component and its parameters.
fit	Fits the DelayFeatureTransformer.
fit_transform	Fit the component and transform the input data.
load	Loads component at file path.
parameters	Returns the parameters which were used to initialize the component.
save	Saves component at file path.
transform	Computes the delayed values and rolling means for X and y.

clone (*self*)

Constructs a new component with the same parameters and random state.

Returns A new instance of this component with identical parameters and random state.

default_parameters (*cls*)

Returns the default parameters for this component.

Our convention is that Component.default_parameters == Component().parameters.

Returns Default parameters for this component.

Return type dict

describe (*self*, *print_name=False*, *return_dict=False*)

Describe a component and its parameters.

Parameters

- **print_name** (*bool, optional*) – whether to print name of component
- **return_dict** (*bool, optional*) – whether to return description as dictionary in the format {"name": name, "parameters": parameters}

Returns Returns dictionary if return_dict is True, else None.

Return type None or dict

fit (*self*, *X*, *y=None*)

Fits the DelayFeatureTransformer.

Parameters

- **X** (*pd.DataFrame or np.ndarray*) – The input training data of shape [n_samples, n_features]
- **y** (*pd.Series, optional*) – The target training data of length [n_samples]

Returns self

Raises **ValueError** – if self.time_index is None

fit_transform (*self*, *X*, *y=None*)

Fit the component and transform the input data.

Parameters

- **X** (*pd.DataFrame*) – Data to transform.
- **y** (*pd.Series, or None*) – Target.

Returns Transformed X.

Return type pd.DataFrame

static load (*file_path*)

Loads component at file path.

Parameters **file_path** (*str*) – Location to load file.

Returns ComponentBase object

property parameters (*self*)

Returns the parameters which were used to initialize the component.

save (*self*, *file_path*, *pickle_protocol=cloudpickle.DEFAULT_PROTOCOL*)

Saves component at file path.

Parameters

- **file_path** (*str*) – Location to save file.
- **pickle_protocol** (*int*) – The pickle data stream format.

transform(*self*, *X*, *y=None*)

Computes the delayed values and rolling means for X and y.

The chosen delays are determined by the autocorrelation function of the target variable. See the class docstring for more information on how they are chosen. If y is None, all possible lags are chosen.

If y is not None, it will also compute the delayed values for the target variable.

The rolling means for all numeric features in X and y, if y is numeric, are also returned.

Parameters

- **X** (*pd.DataFrame or None*) – Data to transform. None is expected when only the target variable is being used.
- **y** (*pd.Series, or None*) – Target.

Returns Transformed X. No original features are returned.

Return type pd.DataFrame

class evalml.pipelines.components.**Transformer**(*parameters=None*, *component_obj=None*, *random_seed=0*, ***kwargs*)

A component that may or may not need fitting that transforms data. These components are used before an estimator.

To implement a new Transformer, define your own class which is a subclass of Transformer, including a name and a list of acceptable ranges for any parameters to be tuned during the automl search (hyperparameters). Define an *__init__* method which sets up any necessary state and objects. Make sure your *__init__* only uses standard keyword arguments and calls *super().__init__()* with a parameters dict. You may also override the *fit*, *transform*, *fit_transform* and other methods in this class if appropriate.

To see some examples, check out the definitions of any Transformer component.

Parameters

- **parameters** (*dict*) – Dictionary of parameters for the component. Defaults to None.
- **component_obj** (*obj*) – Third-party objects useful in component implementation. Defaults to None.
- **random_seed** (*int*) – Seed for the random number generator. Defaults to 0.

Attributes

modifies_features	True
modifies_target	False
training_only	False

Methods

clone	Constructs a new component with the same parameters and random state.
default_parameters	Returns the default parameters for this component.
describe	Describe a component and its parameters.
fit	Fits component to data.

continues on next page

Table 632 – continued from previous page

fit_transform	Fits on X and transforms X.
load	Loads component at file path.
name	Returns string name of this component.
needs_fitting	Returns boolean determining if component needs fitting before calling predict, predict_proba, transform, or feature_importances.
parameters	Returns the parameters which were used to initialize the component.
save	Saves component at file path.
transform	Transforms data X.

clone (*self*)

Constructs a new component with the same parameters and random state.

Returns A new instance of this component with identical parameters and random state.

default_parameters (*cls*)

Returns the default parameters for this component.

Our convention is that Component.default_parameters == Component().parameters.

Returns Default parameters for this component.

Return type dict

describe (*self*, *print_name=False*, *return_dict=False*)

Describe a component and its parameters.

Parameters

- **print_name** (*bool, optional*) – whether to print name of component
- **return_dict** (*bool, optional*) – whether to return description as dictionary in the format {"name": name, "parameters": parameters}

Returns Returns dictionary if return_dict is True, else None.

Return type None or dict

fit (*self*, *X*, *y=None*)

Fits component to data.

Parameters

- **X** (*pd.DataFrame*) – The input training data of shape [n_samples, n_features]
- **y** (*pd.Series, optional*) – The target training data of length [n_samples]

Returns self

Raises **MethodPropertyNotFoundError** – If component does not have a fit method or a component_obj that implements fit.

fit_transform (*self*, *X*, *y=None*)

Fits on X and transforms X.

Parameters

- **X** (*pd.DataFrame*) – Data to fit and transform.
- **y** (*pd.Series*) – Target data.

Returns Transformed X.

Return type pd.DataFrame

Raises **MethodPropertyNotFoundError** – If transformer does not have a transform method or a component_obj that implements transform.

static load(*file_path*)

Loads component at file path.

Parameters **file_path** (*str*) – Location to load file.

Returns ComponentBase object

property name(*cls*)

Returns string name of this component.

needs_fitting(*self*)

Returns boolean determining if component needs fitting before calling predict, predict_proba, transform, or feature_importances.

This can be overridden to False for components that do not need to be fit or whose fit methods do nothing.

Returns True.

property parameters(*self*)

Returns the parameters which were used to initialize the component.

save(*self*, *file_path*, *pickle_protocol=cloudpickle.DEFAULT_PROTOCOL*)

Saves component at file path.

Parameters

- **file_path** (*str*) – Location to save file.
- **pickle_protocol** (*int*) – The pickle data stream format.

abstract transform(*self*, *X*, *y=None*)

Transforms data X.

Parameters

- **X** (*pd.DataFrame*) – Data to transform.
- **y** (*pd.Series, optional*) – Target data.

Returns Transformed X

Return type pd.DataFrame

Raises **MethodPropertyNotFoundError** – If transformer does not have a transform method or a component_obj that implements transform.

class evalml.pipelines.components.**Undersampler**(*sampling_ratio=0.25*, *sampling_ratio_dict=None*, *min_samples=100*, *min_percentage=0.1*, *random_seed=0*, ***kwargs*)

Initializes an undersampling transformer to downsample the majority classes in the dataset.

This component is only run during training and not during predict.

Parameters

- **sampling_ratio** (*float*) – The smallest minority:majority ratio that is accepted as 'balanced'. For instance, a 1:4 ratio would be represented as 0.25, while a 1:1 ratio is 1.0. Must be between 0 and 1, inclusive. Defaults to 0.25.

- **sampling_ratio_dict** (*dict*) – A dictionary specifying the desired balanced ratio for each target value. For instance, in a binary case where class 1 is the minority, we could specify: *sampling_ratio_dict={0: 0.5, 1: 1}*, which means we would undersample class 0 to have twice the number of samples as class 1 (minority:majority ratio = 0.5), and don't sample class 1. Overrides sampling_ratio if provided. Defaults to None.
- **min_samples** (*int*) – The minimum number of samples that we must have for any class, pre or post sampling. If a class must be downsampled, it will not be downsampled past this value. To determine severe imbalance, the minority class must occur less often than this and must have a class ratio below min_percentage. Must be greater than 0. Defaults to 100.
- **min_percentage** (*float*) – The minimum percentage of the minimum class to total dataset that we tolerate, as long as it is above min_samples. If min_percentage and min_samples are not met, treat this as severely imbalanced, and we will not resample the data. Must be between 0 and 0.5, inclusive. Defaults to 0.1.
- **random_seed** (*int*) – The seed to use for random sampling. Defaults to 0.

Raises

- **ValueError** – If sampling_ratio is not in the range (0, 1].
- **ValueError** – If min_sample is not greater than 0.
- **ValueError** – If min_percentage is not between 0 and 0.5, inclusive.

Attributes

hyper-parameter_ranges	{}
modifies_features	True
modifies_target	True
name	Undersampler
training_only	True

Methods

clone	Constructs a new component with the same parameters and random state.
default_parameters	Returns the default parameters for this component.
describe	Describe a component and its parameters.
fit	Fits the sampler to the data.
fit_resample	Resampling technique for this sampler.
fit_transform	Fit and transform data using the sampler component.
load	Loads component at file path.
needs_fitting	Returns boolean determining if component needs fitting before calling predict, predict_proba, transform, or feature_importances.
parameters	Returns the parameters which were used to initialize the component.
save	Saves component at file path.
transform	Transforms the input data by sampling the data.

clone (*self*)
Constructs a new component with the same parameters and random state.

Returns A new instance of this component with identical parameters and random state.

default_parameters (*cls*)
Returns the default parameters for this component.

Our convention is that Component.default_parameters == Component().parameters.

Returns Default parameters for this component.

Return type dict

describe (*self*, *print_name=False*, *return_dict=False*)
Describe a component and its parameters.

Parameters

- **print_name** (*bool, optional*) – whether to print name of component
- **return_dict** (*bool, optional*) – whether to return description as dictionary in the format {"name": name, "parameters": parameters}

Returns Returns dictionary if return_dict is True, else None.

Return type None or dict

fit (*self*, *X*, *y*)
Fits the sampler to the data.

Parameters

- **X** (*pd.DataFrame*) – Input features.
- **y** (*pd.Series*) – Target.

Returns self

Raises **ValueError** – If y is None.

fit_resample (*self*, *X*, *y*)
Resampling technique for this sampler.

Parameters

- **X** (*pd.DataFrame*) – Training data to fit and resample.
- **y** (*pd.Series*) – Training data targets to fit and resample.

Returns Indices to keep for training data.

Return type list

fit_transform (*self*, *X*, *y*)
Fit and transform data using the sampler component.

Parameters

- **X** (*pd.DataFrame*) – The input training data of shape [n_samples, n_features].
- **y** (*pd.Series, optional*) – The target training data of length [n_samples].

Returns Transformed data.

Return type (pd.DataFrame, pd.Series)

static load (*file_path*)
Loads component at file path.

Parameters **file_path** (*str*) – Location to load file.

Returns ComponentBase object

needs_fitting(*self*)

Returns boolean determining if component needs fitting before calling predict, predict_proba, transform, or feature_importances.

This can be overridden to False for components that do not need to be fit or whose fit methods do nothing.

Returns True.

property parameters(*self*)

Returns the parameters which were used to initialize the component.

save(*self*, *file_path*, *pickle_protocol=cloudpickle.DEFAULT_PROTOCOL*)

Saves component at file path.

Parameters

- **file_path** (*str*) – Location to save file.
- **pickle_protocol** (*int*) – The pickle data stream format.

transform(*self*, *X*, *y=None*)

Transforms the input data by sampling the data.

Parameters

- **X** (*pd.DataFrame*) – Training features.
- **y** (*pd.Series*) – Target.

Returns Transformed features and target.

Return type pd.DataFrame, pd.Series

class evalml.pipelines.components.**URLFeaturizer**(*random_seed=0*, ***kwargs*)

Transformer that can automatically extract features from URL.

Parameters **random_seed** (*int*) – Seed for the random number generator. Defaults to 0.

Attributes

hyper-parameter_ranges	{}
modifies_features	True
modifies_target	False
name	URL Featurizer
training_only	False

Methods

clone	Constructs a new component with the same parameters and random state.
default_parameters	Returns the default parameters for this component.
describe	Describe a component and its parameters.

continues on next page

Table 634 – continued from previous page

fit	Fits component to data.
fit_transform	Fits on X and transforms X.
load	Loads component at file path.
needs_fitting	Returns boolean determining if component needs fitting before calling predict, predict_proba, transform, or feature_importances.
parameters	Returns the parameters which were used to initialize the component.
save	Saves component at file path.
transform	Transforms data X.

clone(*self*)

Constructs a new component with the same parameters and random state.

Returns A new instance of this component with identical parameters and random state.

default_parameters(*cls*)

Returns the default parameters for this component.

Our convention is that Component.default_parameters == Component().parameters.

Returns Default parameters for this component.

Return type dict

describe(*self*, *print_name=False*, *return_dict=False*)

Describe a component and its parameters.

Parameters

- **print_name** (*bool, optional*) – whether to print name of component
- **return_dict** (*bool, optional*) – whether to return description as dictionary in the format {"name": name, "parameters": parameters}

Returns Returns dictionary if return_dict is True, else None.

Return type None or dict

fit(*self*, *X*, *y=None*)

Fits component to data.

Parameters

- **X** (*pd.DataFrame*) – The input training data of shape [n_samples, n_features]
- **y** (*pd.Series, optional*) – The target training data of length [n_samples]

Returns self

Raises **MethodPropertyNotFoundError** – If component does not have a fit method or a component_obj that implements fit.

fit_transform(*self*, *X*, *y=None*)

Fits on X and transforms X.

Parameters

- **X** (*pd.DataFrame*) – Data to fit and transform.
- **y** (*pd.Series*) – Target data.

Returns Transformed X.

Return type pd.DataFrame

Raises **MethodPropertyNotFoundError** – If transformer does not have a transform method or a component_obj that implements transform.

static load(*file_path*)

Loads component at file path.

Parameters **file_path** (*str*) – Location to load file.

Returns ComponentBase object

needs_fitting(*self*)

Returns boolean determining if component needs fitting before calling predict, predict_proba, transform, or feature_importances.

This can be overridden to False for components that do not need to be fit or whose fit methods do nothing.

Returns True.

property parameters(*self*)

Returns the parameters which were used to initialize the component.

save(*self*, *file_path*, *pickle_protocol=cloudpickle.DEFAULT_PROTOCOL*)

Saves component at file path.

Parameters

- **file_path** (*str*) – Location to save file.
- **pickle_protocol** (*int*) – The pickle data stream format.

transform(*self*, *X*, *y=None*)

Transforms data X.

Parameters

- **X** (*pd.DataFrame*) – Data to transform.
- **y** (*pd.Series, optional*) – Target data.

Returns Transformed X

Return type pd.DataFrame

Raises **MethodPropertyNotFoundError** – If transformer does not have a transform method or a component_obj that implements transform.

class evalml.pipelines.components.**VowpalWabbitBinaryClassifier**(*loss_function='logistic', learning_rate=0.5, decay_learning_rate=1.0, power_t=0.5, passes=1, random_seed=0, **kwargs*)

Vowpal Wabbit Binary Classifier.

Parameters

- **loss_function** (*str*) – Specifies the loss function to use. One of {"squared", "classic", "hinge", "logistic", "quantile"}. Defaults to "logistic".
- **learning_rate** (*float*) – Boosting learning rate. Defaults to 0.5.

- **decay_learning_rate** (*float*) – Decay factor for learning_rate. Defaults to 1.0.
- **power_t** (*float*) – Power on learning rate decay. Defaults to 0.5.
- **passes** (*int*) – Number of training passes. Defaults to 1.
- **random_seed** (*int*) – Seed for the random number generator. Defaults to 0.

Attributes

hyper-parameter_ranges	None
model_family	ModelFamily.VOWPAL_WABBIT
modifies_features	True
modifies_target	False
name	Vowpal Wabbit Binary Classifier
supported_problem_types	[ProblemTypes.BINARY, ProblemTypes.TIME_SERIES_BINARY,]
training_only	False

Methods

clone	Constructs a new component with the same parameters and random state.
default_parameters	Returns the default parameters for this component.
describe	Describe a component and its parameters.
feature_importance	Feature importance for Vowpal Wabbit classifiers. This is not implemented.
fit	Fits estimator to data.
load	Loads component at file path.
needs_fitting	Returns boolean determining if component needs fitting before calling predict, predict_proba, transform, or feature_importances.
parameters	Returns the parameters which were used to initialize the component.
predict	Make predictions using selected features.
predict_proba	Make probability estimates for labels.
save	Saves component at file path.

clone(*self*)

Constructs a new component with the same parameters and random state.

Returns A new instance of this component with identical parameters and random state.

default_parameters(*cls*)

Returns the default parameters for this component.

Our convention is that Component.default_parameters == Component().parameters.

Returns Default parameters for this component.

Return type dict

describe (*self*, *print_name=False*, *return_dict=False*)
Describe a component and its parameters.

Parameters

- **print_name** (*bool, optional*) – whether to print name of component
- **return_dict** (*bool, optional*) – whether to return description as dictionary in the format {"name": name, "parameters": parameters}

Returns Returns dictionary if return_dict is True, else None.

Return type None or dict

property feature_importance (*self*)
Feature importance for Vowpal Wabbit classifiers. This is not implemented.

fit (*self*, *X*, *y=None*)
Fits estimator to data.

Parameters

- **X** (*pd.DataFrame*) – The input training data of shape [n_samples, n_features].
- **y** (*pd.Series, optional*) – The target training data of length [n_samples].

Returns self

static load (*file_path*)
Loads component at file path.

Parameters **file_path** (*str*) – Location to load file.

Returns ComponentBase object

needs_fitting (*self*)
Returns boolean determining if component needs fitting before calling predict, predict_proba, transform, or feature_importances.

This can be overridden to False for components that do not need to be fit or whose fit methods do nothing.

Returns True.

property parameters (*self*)
Returns the parameters which were used to initialize the component.

predict (*self*, *X*)
Make predictions using selected features.

Parameters **X** (*pd.DataFrame*) – Data of shape [n_samples, n_features].

Returns Predicted values.

Return type pd.Series

Raises **MethodPropertyNotFoundError** – If estimator does not have a predict method or a component_obj that implements predict.

predict_proba (*self*, *X*)
Make probability estimates for labels.

Parameters **X** (*pd.DataFrame*) – Features.

Returns Probability estimates.

Return type pd.Series

Raises **MethodPropertyNotFoundError** – If estimator does not have a predict_proba method or a component_obj that implements predict_proba.

save(*self*, *file_path*, *pickle_protocol=cloudpickle.DEFAULT_PROTOCOL*)

Saves component at file path.

Parameters

- **file_path** (*str*) – Location to save file.
- **pickle_protocol** (*int*) – The pickle data stream format.

class evalml.pipelines.components.**VowpalWabbitMulticlassClassifier**(*loss_function='logistic', learning_rate=0.5, decay_learning_rate=1.0, power_t=0.5, passes=1, random_seed=0, **kwargs*)

Vowpal Wabbit Multiclass Classifier.

Parameters

- **loss_function** (*str*) – Specifies the loss function to use. One of {"squared", "classic", "hinge", "logistic", "quantile"}. Defaults to "logistic".
- **learning_rate** (*float*) – Boosting learning rate. Defaults to 0.5.
- **decay_learning_rate** (*float*) – Decay factor for learning_rate. Defaults to 1.0.
- **power_t** (*float*) – Power on learning rate decay. Defaults to 0.5.
- **random_seed** (*int*) – Seed for the random number generator. Defaults to 0.

Attributes

hyper-parameter_ranges	None
model_family	ModelFamily.VOWPAL_WABBIT
modifies_features	True
modifies_target	False
name	Vowpal Wabbit Multiclass Classifier
supported_problem_types	[ProblemTypes.MULTICLASS, ProblemTypes.TIME_SERIES_MULTICLASS,]
training_only	False

Methods

clone	Constructs a new component with the same parameters and random state.
default_parameters	Returns the default parameters for this component.

continues on next page

Table 636 – continued from previous page

describe	Describe a component and its parameters.
feature_importance	Feature importance for Vowpal Wabbit classifiers. This is not implemented.
fit	Fits estimator to data.
load	Loads component at file path.
needs_fitting	Returns boolean determining if component needs fitting before calling predict, predict_proba, transform, or feature_importances.
parameters	Returns the parameters which were used to initialize the component.
predict	Make predictions using selected features.
predict_proba	Make probability estimates for labels.
save	Saves component at file path.

clone (*self*)

Constructs a new component with the same parameters and random state.

Returns A new instance of this component with identical parameters and random state.

default_parameters (*cls*)

Returns the default parameters for this component.

Our convention is that Component.default_parameters == Component().parameters.

Returns Default parameters for this component.

Return type dict

describe (*self*, *print_name=False*, *return_dict=False*)

Describe a component and its parameters.

Parameters

- **print_name** (*bool, optional*) – whether to print name of component
- **return_dict** (*bool, optional*) – whether to return description as dictionary in the format {"name": name, "parameters": parameters}

Returns Returns dictionary if return_dict is True, else None.

Return type None or dict

property feature_importance (*self*)

Feature importance for Vowpal Wabbit classifiers. This is not implemented.

fit (*self*, *X*, *y=None*)

Fits estimator to data.

Parameters

- **X** (*pd.DataFrame*) – The input training data of shape [n_samples, n_features].
- **y** (*pd.Series, optional*) – The target training data of length [n_samples].

Returns self

static load (*file_path*)

Loads component at file path.

Parameters **file_path** (*str*) – Location to load file.

Returns ComponentBase object

needs_fitting(*self*)

Returns boolean determining if component needs fitting before calling predict, predict_proba, transform, or feature_importances.

This can be overridden to False for components that do not need to be fit or whose fit methods do nothing.

Returns True.

property parameters(*self*)

Returns the parameters which were used to initialize the component.

predict(*self*, *X*)

Make predictions using selected features.

Parameters **X** (*pd.DataFrame*) – Data of shape [n_samples, n_features].

Returns Predicted values.

Return type pd.Series

Raises **MethodPropertyNotFoundError** – If estimator does not have a predict method or a component_obj that implements predict.

predict_proba(*self*, *X*)

Make probability estimates for labels.

Parameters **X** (*pd.DataFrame*) – Features.

Returns Probability estimates.

Return type pd.Series

Raises **MethodPropertyNotFoundError** – If estimator does not have a predict_proba method or a component_obj that implements predict_proba.

save(*self*, *file_path*, *pickle_protocol=cloudpickle.DEFAULT_PROTOCOL*)

Saves component at file path.

Parameters

- **file_path** (*str*) – Location to save file.
- **pickle_protocol** (*int*) – The pickle data stream format.

class evalml.pipelines.components.**VowpalWabbitRegressor**(*learning_rate=0.5*, *decay_learning_rate=1.0*, *power_t=0.5*, *passes=1*, *random_seed=0*, ***kwargs*)

Vowpal Wabbit Regressor.

Parameters

- **learning_rate** (*float*) – Boosting learning rate. Defaults to 0.5.
- **decay_learning_rate** (*float*) – Decay factor for learning_rate. Defaults to 1.0.
- **power_t** (*float*) – Power on learning rate decay. Defaults to 0.5.
- **passes** (*int*) – Number of training passes. Defaults to 1.
- **random_seed** (*int*) – Seed for the random number generator. Defaults to 0.

Attributes

hyper-parameter_ranges	None
model_family	ModelFamily.VOWPAL_WABBIT
modifies_features	True
modifies_target	False
name	Vowpal Wabbit Regressor
supported_problem_types	[ProblemTypes.REGRESSION, ProblemTypes.TIME_SERIES_REGRESSION,]
training_only	False

Methods

clone	Constructs a new component with the same parameters and random state.
default_parameters	Returns the default parameters for this component.
describe	Describe a component and its parameters.
feature_importance	Feature importance for Vowpal Wabbit regressor.
fit	Fits estimator to data.
load	Loads component at file path.
needs_fitting	Returns boolean determining if component needs fitting before calling predict, predict_proba, transform, or feature_importances.
parameters	Returns the parameters which were used to initialize the component.
predict	Make predictions using selected features.
predict_proba	Make probability estimates for labels.
save	Saves component at file path.

clone(*self*)

Constructs a new component with the same parameters and random state.

Returns A new instance of this component with identical parameters and random state.

default_parameters(*cls*)

Returns the default parameters for this component.

Our convention is that Component.default_parameters == Component().parameters.

Returns Default parameters for this component.

Return type dict

describe(*self*, *print_name=False*, *return_dict=False*)

Describe a component and its parameters.

Parameters

- **print_name** (*bool, optional*) – whether to print name of component
- **return_dict** (*bool, optional*) – whether to return description as dictionary in the format {"name": name, "parameters": parameters}

Returns Returns dictionary if return_dict is True, else None.

Return type None or dict

property feature_importance(*self*)
Feature importance for Vowpal Wabbit regressor.

fit(*self*, *X*, *y=None*)
Fits estimator to data.

Parameters

- **X** (*pd.DataFrame*) – The input training data of shape [n_samples, n_features].
- **y** (*pd.Series, optional*) – The target training data of length [n_samples].

Returns self

static load(*file_path*)
Loads component at file path.

Parameters **file_path** (*str*) – Location to load file.

Returns ComponentBase object

needs_fitting(*self*)
Returns boolean determining if component needs fitting before calling predict, predict_proba, transform, or feature_importances.

This can be overridden to False for components that do not need to be fit or whose fit methods do nothing.

Returns True.

property parameters(*self*)
Returns the parameters which were used to initialize the component.

predict(*self*, *X*)
Make predictions using selected features.

Parameters **X** (*pd.DataFrame*) – Data of shape [n_samples, n_features].

Returns Predicted values.

Return type pd.Series

Raises **MethodPropertyNotFoundError** – If estimator does not have a predict method or a component_obj that implements predict.

predict_proba(*self*, *X*)
Make probability estimates for labels.

Parameters **X** (*pd.DataFrame*) – Features.

Returns Probability estimates.

Return type pd.Series

Raises **MethodPropertyNotFoundError** – If estimator does not have a predict_proba method or a component_obj that implements predict_proba.

save(*self*, *file_path*, *pickle_protocol=cloudpickle.DEFAULT_PROTOCOL*)
Saves component at file path.

Parameters

- **file_path** (*str*) – Location to save file.
- **pickle_protocol** (*int*) – The pickle data stream format.

class evalml.pipelines.components.**XGBoostClassifier**(*eta=0.1*, *max_depth=6*, *min_child_weight=1*, *n_estimators=100*, *random_seed=0*, *eval_metric='logloss'*, *n_jobs=12*, ***kwargs*)

XGBoost Classifier.

Parameters

- **eta** (*float*) – Boosting learning rate. Defaults to 0.1.
- **max_depth** (*int*) – Maximum tree depth for base learners. Defaults to 6.
- **min_child_weight** (*float*) – Minimum sum of instance weight (hessian) needed in a child. Defaults to 1.0
- **n_estimators** (*int*) – Number of gradient boosted trees. Equivalent to number of boosting rounds. Defaults to 100.
- **random_seed** (*int*) – Seed for the random number generator. Defaults to 0.
- **n_jobs** (*int*) – Number of parallel threads used to run xgboost. Note that creating thread contention will significantly slow down the algorithm. Defaults to 12.

Attributes

hyper-parameter_ranges	{ "eta": Real(0.000001, 1), "max_depth": Integer(1, 10), "min_child_weight": Real(1, 10), "n_estimators": Integer(1, 1000),}
model_family	ModelFamily.XGBOOST
modifies_features	True
modifies_target	False
name	XGBoost Classifier
SEED_MAX	None
SEED_MIN	None
supported_problem_types	[ProblemTypes.BINARY, ProblemTypes.MULTICLASS, ProblemTypes.TIME_SERIES_BINARY, ProblemTypes.TIME_SERIES_MULTICLASS,]
training_only	False

Methods

clone	Constructs a new component with the same parameters and random state.
default_parameters	Returns the default parameters for this component.
describe	Describe a component and its parameters.
feature_importance	Feature importance of fitted XGBoost classifier.
fit	Fits XGBoost classifier component to data.
load	Loads component at file path.
needs_fitting	Returns boolean determining if component needs fitting before calling predict, predict_proba, transform, or feature_importances.

continues on next page

Table 638 – continued from previous page

parameters	Returns the parameters which were used to initialize the component.
predict	Make predictions using the fitted XGBoost classifier.
predict_proba	Make predictions using the fitted CatBoost classifier.
save	Saves component at file path.

clone (*self*)

Constructs a new component with the same parameters and random state.

Returns A new instance of this component with identical parameters and random state.

default_parameters (*cls*)

Returns the default parameters for this component.

Our convention is that Component.default_parameters == Component().parameters.

Returns Default parameters for this component.

Return type dict

describe (*self*, *print_name=False*, *return_dict=False*)

Describe a component and its parameters.

Parameters

- **print_name** (*bool, optional*) – whether to print name of component
- **return_dict** (*bool, optional*) – whether to return description as dictionary in the format {"name": name, "parameters": parameters}

Returns Returns dictionary if return_dict is True, else None.

Return type None or dict

property feature_importance (*self*)

Feature importance of fitted XGBoost classifier.

fit (*self*, *X*, *y=None*)

Fits XGBoost classifier component to data.

Parameters

- **X** (*pd.DataFrame*) – The input training data of shape [n_samples, n_features].
- **y** (*pd.Series*) – The target training data of length [n_samples].

Returns self

static load (*file_path*)

Loads component at file path.

Parameters **file_path** (*str*) – Location to load file.

Returns ComponentBase object

needs_fitting (*self*)

Returns boolean determining if component needs fitting before calling predict, predict_proba, transform, or feature_importances.

This can be overridden to False for components that do not need to be fit or whose fit methods do nothing.

Returns True.

property parameters (*self*)

Returns the parameters which were used to initialize the component.

predict (*self*, *X*)
Make predictions using the fitted XGBoost classifier.

Parameters **X** (*pd.DataFrame*) – Data of shape [n_samples, n_features].

Returns Predicted values.

Return type pd.DataFrame

predict_proba (*self*, *X*)
Make predictions using the fitted CatBoost classifier.

Parameters **X** (*pd.DataFrame*) – Data of shape [n_samples, n_features].

Returns Predicted values.

Return type pd.DataFrame

save (*self*, *file_path*, *pickle_protocol=cloudpickle.DEFAULT_PROTOCOL*)
Saves component at file path.

Parameters

- **file_path** (*str*) – Location to save file.
- **pickle_protocol** (*int*) – The pickle data stream format.

class evalml.pipelines.components.**XGBoostRegressor** (*eta=0.1*, *max_depth=6*, *min_child_weight=1*, *n_estimators=100*, *random_seed=0*, *n_jobs=12*, ***kwargs*)

XGBoost Regressor.

Parameters

- **eta** (*float*) – Boosting learning rate. Defaults to 0.1.
- **max_depth** (*int*) – Maximum tree depth for base learners. Defaults to 6.
- **min_child_weight** (*float*) – Minimum sum of instance weight (hessian) needed in a child. Defaults to 1.0
- **n_estimators** (*int*) – Number of gradient boosted trees. Equivalent to number of boosting rounds. Defaults to 100.
- **random_seed** (*int*) – Seed for the random number generator. Defaults to 0.
- **n_jobs** (*int*) – Number of parallel threads used to run xgboost. Note that creating thread contention will significantly slow down the algorithm. Defaults to 12.

Attributes

hyper-parameter_ranges	{ "eta": Real(0.000001, 1), "max_depth": Integer(1, 20), "min_child_weight": Real(1, 10), "n_estimators": Integer(1, 1000),}
model_family	ModelFamily.XGBOOST
modifies_features	True
modifies_target	False
name	XGBoost Regressor
SEED_MAX	None
SEED_MIN	None
supported_problem_types	[ProblemTypes.REGRESSION, ProblemTypes.TIME_SERIES_REGRESSION,]
training_only	False

Methods

clone	Constructs a new component with the same parameters and random state.
default_parameters	Returns the default parameters for this component.
describe	Describe a component and its parameters.
feature_importance	Feature importance of fitted XGBoost regressor.
fit	Fits XGBoost regressor component to data.
load	Loads component at file path.
needs_fitting	Returns boolean determining if component needs fitting before calling predict, predict_proba, transform, or feature_importances.
parameters	Returns the parameters which were used to initialize the component.
predict	Make predictions using fitted XGBoost regressor.
predict_proba	Make probability estimates for labels.
save	Saves component at file path.

clone(*self*)

Constructs a new component with the same parameters and random state.

Returns A new instance of this component with identical parameters and random state.

default_parameters(*cls*)

Returns the default parameters for this component.

Our convention is that Component.default_parameters == Component().parameters.

Returns Default parameters for this component.

Return type dict

describe(*self*, *print_name=False*, *return_dict=False*)

Describe a component and its parameters.

Parameters

- **print_name** (*bool, optional*) – whether to print name of component

- **return_dict** (*bool, optional*) – whether to return description as dictionary in the format {"name": name, "parameters": parameters}

Returns Returns dictionary if return_dict is True, else None.

Return type None or dict

property feature_importance(*self*)
Feature importance of fitted XGBoost regressor.

fit(*self*, *X*, *y=None*)
Fits XGBoost regressor component to data.

Parameters

- **X** (*pd.DataFrame*) – The input training data of shape [n_samples, n_features].
- **y** (*pd.Series, optional*) – The target training data of length [n_samples].

Returns self

static load(*file_path*)
Loads component at file path.

Parameters **file_path** (*str*) – Location to load file.

Returns ComponentBase object

needs_fitting(*self*)
Returns boolean determining if component needs fitting before calling predict, predict_proba, transform, or feature_importances.

This can be overridden to False for components that do not need to be fit or whose fit methods do nothing.

Returns True.

property parameters(*self*)
Returns the parameters which were used to initialize the component.

predict(*self*, *X*)
Make predictions using fitted XGBoost regressor.

Parameters **X** (*pd.DataFrame*) – Data of shape [n_samples, n_features].

Returns Predicted values.

Return type pd.Series

predict_proba(*self*, *X*)
Make probability estimates for labels.

Parameters **X** (*pd.DataFrame*) – Features.

Returns Probability estimates.

Return type pd.Series

Raises **MethodPropertyNotFoundError** – If estimator does not have a predict_proba method or a component_obj that implements predict_proba.

save(*self*, *file_path*, *pickle_protocol=cloudpickle.DEFAULT_PROTOCOL*)
Saves component at file path.

Parameters

- **file_path** (*str*) – Location to save file.
- **pickle_protocol** (*int*) – The pickle data stream format.

Submodules

binary_classification_pipeline

Pipeline subclass for all binary classification pipelines.

Module Contents

Classes Summary

BinaryClassificationPipeline	Pipeline subclass for all binary classification pipelines.

Contents

class evalml.pipelines.binary_classification_pipeline.**BinaryClassificationPipeline**(*component*, *parameters=None*, *custom_name=*, *random_seed=*

Pipeline subclass for all binary classification pipelines.

Parameters

- **component_graph** (*ComponentGraph, list, dict*) – ComponentGraph instance, list of components in order, or dictionary of components. Accepts strings or ComponentBase subclasses in the list. Note that when duplicate components are specified in a list, the duplicate component names will be modified with the component's index in the list. For example, the component graph [Imputer, One Hot Encoder, Imputer, Logistic Regression Classifier] will have names ["Imputer", "One Hot Encoder", "Imputer_2", "Logistic Regression Classifier"]
- **parameters** (*dict*) – Dictionary with component names as keys and dictionary of that component's parameters as values. An empty dictionary or None implies using all default values for component parameters. Defaults to None.
- **custom_name** (*str*) – Custom name for the pipeline. Defaults to None.
- **random_seed** (*int*) – Seed for the random number generator. Defaults to 0.

Example

```
>>> pipeline = BinaryClassificationPipeline(component_graph=["Simple Imputer",
↪"Logistic Regression Classifier"],
...                                          parameters={"Logistic Regression␣
↪Classifier": {"penalty": "elasticnet",
...                                                                            ␣
↪         "solver": "liblinear"}},
...                                          custom_name="My Binary Pipeline")
...
>>> assert pipeline.custom_name == "My Binary Pipeline"
>>> assert pipeline.component_graph.component_dict.keys() == {'Simple Imputer',
↪'Logistic Regression Classifier'}
```

The pipeline parameters will be chosen from the default parameters for every component, unless specific parameters were passed in as they were above.

```
>>> assert pipeline.parameters == {
...     'Simple Imputer': {'impute_strategy': 'most_frequent', 'fill_value': None}
↪,
...     'Logistic Regression Classifier': {'penalty': 'elasticnet',
...                                        'C': 1.0,
...                                        'n_jobs': -1,
...                                        'multi_class': 'auto',
...                                        'solver': 'liblinear'}}
```

Attributes

problem_type	ProblemTypes.BINARY

Methods

can_tune_threshold_with_objective	Determine whether the threshold of a binary classification pipeline can be tuned.
*classes_*	Gets the class names for the pipeline. Will return None before pipeline is fit.
clone	Constructs a new pipeline with the same components, parameters, and random seed.
create_objectives	Create objective instances from a list of strings or objective classes.
custom_name	Custom name of the pipeline.
describe	Outputs pipeline details including component parameters.
feature_importance	Importance associated with each feature. Features dropped by the feature selection are excluded.
fit	Build a classification model. For string and categorical targets, classes are sorted by sorted(set(y)) and then are mapped to values between 0 and n_classes-1.
get_component	Returns component by name.
get_hyperparameter_ranges	Returns hyperparameter ranges from all components as a dictionary.

continues on next page

Table 641 – continued from previous page

graph	Generate an image representing the pipeline graph.
graph_feature_importance	Generate a bar graph of the pipeline's feature importance.
graph_json	Generates a JSON with nodes consisting of the component names and parameters, and edges detailing component relationships.
inverse_transform	Apply component inverse_transform methods to estimator predictions in reverse order.
load	Loads pipeline at file path.
model_family	Returns model family of this pipeline.
name	Name of the pipeline.
new	Constructs a new instance of the pipeline with the same component graph but with a different set of parameters. Not to be confused with python's __new__ method.
optimize_threshold	Optimize the pipeline threshold given the objective to use. Only used for binary problems with objectives whose thresholds can be tuned.
parameters	Parameter dictionary for this pipeline.
predict	Make predictions using selected features.
predict_proba	Make probability estimates for labels. Assumes that the column at index 1 represents the positive label case.
save	Saves pipeline at file path.
score	Evaluate model performance on objectives.
summary	A short summary of the pipeline structure, describing the list of components used.
threshold	Threshold used to make a prediction. Defaults to None.
transform	Transform the input.
transform_all_but_final	Transforms the data by applying all pre-processing components.

can_tune_threshold_with_objective(*self*, *objective*)

Determine whether the threshold of a binary classification pipeline can be tuned.

Parameters **objective** (*ObjectiveBase*) – Primary AutoMLSearch objective.

Returns True if the pipeline threshold can be tuned.

Return type bool

property classes_(*self*)

Gets the class names for the pipeline. Will return None before pipeline is fit.

clone(*self*)

Constructs a new pipeline with the same components, parameters, and random seed.

Returns A new instance of this pipeline with identical components, parameters, and random seed.

static create_objectives(*objectives*)

Create objective instances from a list of strings or objective classes.

property custom_name(*self*)

Custom name of the pipeline.

describe (*self*, *return_dict=False*)

Outputs pipeline details including component parameters.

Parameters **return_dict** (*bool*) – If True, return dictionary of information about pipeline. Defaults to False.

Returns Dictionary of all component parameters if return_dict is True, else None.

Return type dict

property feature_importance (*self*)

Importance associated with each feature. Features dropped by the feature selection are excluded.

Returns Feature names and their corresponding importance

Return type pd.DataFrame

fit (*self*, *X*, *y*)

Build a classification model. For string and categorical targets, classes are sorted by sorted(set(y)) and then are mapped to values between 0 and n_classes-1.

Parameters

- **X** (*pd.DataFrame or np.ndarray*) – The input training data of shape [n_samples, n_features]
- **y** (*pd.Series, np.ndarray*) – The target training labels of length [n_samples]

Returns self

Raises **ValueError** – If the number of unique classes in y are not appropriate for the type of pipeline.

get_component (*self*, *name*)

Returns component by name.

Parameters **name** (*str*) – Name of component.

Returns Component to return

Return type Component

get_hyperparameter_ranges (*self*, *custom_hyperparameters*)

Returns hyperparameter ranges from all components as a dictionary.

Parameters **custom_hyperparameters** (*dict*) – Custom hyperparameters for the pipeline.

Returns Dictionary of hyperparameter ranges for each component in the pipeline.

Return type dict

graph (*self*, *filepath=None*)

Generate an image representing the pipeline graph.

Parameters **filepath** (*str, optional*) – Path to where the graph should be saved. If set to None (as by default), the graph will not be saved.

Returns Graph object that can be directly displayed in Jupyter notebooks.

Return type graphviz.Digraph

Raises

- **RuntimeError** – If graphviz is not installed.
- **ValueError** – If path is not writeable.

graph_feature_importance(*self*, *importance_threshold=0*)

Generate a bar graph of the pipeline's feature importance.

Parameters **importance_threshold** (*float, optional*) – If provided, graph features with a permutation importance whose absolute value is larger than importance_threshold. Defaults to zero.

Returns A bar graph showing features and their corresponding importance.

Return type plotly.Figure

Raises **ValueError** – If importance threshold is not valid.

graph_json(*self*)

Generates a JSON with nodes consisting of the component names and parameters, and edges detailing component relationships.

x_edges specifies from which component feature data is being passed. y_edges specifies from which component target data is being passed. This can be used to build graphs across a variety of visualization tools. Template: {"Nodes": {"component_name": {"Name": class_name, "Parameters": parameters_attributes}, ...}}, "x_edges": [[from_component_name, to_component_name], [from_component_name, to_component_name], ...], "y_edges": [[from_component_name, to_component_name], [from_component_name, to_component_name], ...]}

Returns A serialized JSON representation of a DAG structure.

Return type dag_json (str)

inverse_transform(*self*, *y*)

Apply component inverse_transform methods to estimator predictions in reverse order.

Components that implement inverse_transform are PolynomialDetrender, LogTransformer, LabelEncoder (tbd).

Parameters **y** (*pd.Series*) – Final component features.

Returns The inverse transform of the target.

Return type pd.Series

static load(*file_path*)

Loads pipeline at file path.

Parameters **file_path** (*str*) – Location to load file.

Returns PipelineBase object

property model_family(*self*)

Returns model family of this pipeline.

property name(*self*)

Name of the pipeline.

new(*self*, *parameters*, *random_seed=0*)

Constructs a new instance of the pipeline with the same component graph but with a different set of parameters. Not to be confused with python's __new__ method.

Parameters

- **parameters** (*dict*) – Dictionary with component names as keys and dictionary of that component's parameters as values. An empty dictionary or None implies using all default values for component parameters. Defaults to None.
- **random_seed** (*int*) – Seed for the random number generator. Defaults to 0.

Returns A new instance of this pipeline with identical components.

optimize_threshold(*self*, *X*, *y*, *y_pred_proba*, *objective*)

Optimize the pipeline threshold given the objective to use. Only used for binary problems with objectives whose thresholds can be tuned.

Parameters

- **X** (*pd.DataFrame*) – Input features.
- **y** (*pd.Series*) – Input target values.
- **y_pred_proba** (*pd.Series*) – The predicted probabilities of the target outputted by the pipeline.
- **objective** (*ObjectiveBase*) – The objective to threshold with. Must have a tunable threshold.

Raises **ValueError** – If objective is not optimizable.

property parameters(*self*)

Parameter dictionary for this pipeline.

Returns Dictionary of all component parameters.

Return type dict

predict(*self*, *X*, *objective=None*, *X_train=None*, *y_train=None*)

Make predictions using selected features.

Note: we cast y as ints first to address boolean values that may be returned from calculating predictions which we would not be able to otherwise transform if we originally had integer targets.

Parameters

- **X** (*pd.DataFrame*) – Data of shape [n_samples, n_features].
- **objective** (*Object or string*) – The objective to use to make predictions.
- **X_train** (*pd.DataFrame*) – Training data. Ignored. Only used for time series.
- **y_train** (*pd.Series*) – Training labels. Ignored. Only used for time series.

Returns Estimated labels.

Return type pd.Series

predict_proba(*self*, *X*, *X_train=None*, *y_train=None*)

Make probability estimates for labels. Assumes that the column at index 1 represents the positive label case.

Parameters

- **X** (*pd.DataFrame or np.ndarray*) – Data of shape [n_samples, n_features]
- **X_train** (*pd.DataFrame or np.ndarray or None*) – Training data. Ignored. Only used for time series.
- **y_train** (*pd.Series or None*) – Training labels. Ignored. Only used for time series.

Returns Probability estimates

Return type pd.Series

save(*self*, *file_path*, *pickle_protocol=cloudpickle.DEFAULT_PROTOCOL*)

Saves pipeline at file path.

Parameters

- **file_path** (*str*) – Location to save file.
- **pickle_protocol** (*int*) – The pickle data stream format.

score(*self*, *X*, *y*, *objectives*, *X_train=None*, *y_train=None*)

Evaluate model performance on objectives.

Parameters

- **X** (*pd.DataFrame*) – Data of shape [n_samples, n_features]
- **y** (*pd.Series*) – True labels of length [n_samples]
- **objectives** (*list*) – List of objectives to score
- **X_train** (*pd.DataFrame*) – Training data. Ignored. Only used for time series.
- **y_train** (*pd.Series*) – Training labels. Ignored. Only used for time series.

Returns Ordered dictionary of objective scores.

Return type dict

property summary(*self*)

A short summary of the pipeline structure, describing the list of components used.

Example: Logistic Regression Classifier w/ Simple Imputer + One Hot Encoder

Returns A string describing the pipeline structure.

property threshold(*self*)

Threshold used to make a prediction. Defaults to None.

transform(*self*, *X*, *y=None*)

Transform the input.

Parameters

- **X** (*pd.DataFrame, or np.ndarray*) – Data of shape [n_samples, n_features].
- **y** (*pd.Series*) – The target data of length [n_samples]. Defaults to None.

Returns Transformed output.

Return type pd.DataFrame

transform_all_but_final(*self*, *X*, *y=None*, *X_train=None*, *y_train=None*)

Transforms the data by applying all pre-processing components.

Parameters

- **X** (*pd.DataFrame*) – Input data to the pipeline to transform.
- **y** (*pd.Series or None*) – Targets corresponding to X. Optional.
- **X_train** (*pd.DataFrame or np.ndarray or None*) – Training data. Only used for time series.
- **y_train** (*pd.Series or None*) – Training labels. Only used for time series.

Returns New transformed features.

Return type pd.DataFrame

binary_classification_pipeline_mixin

Binary classification pipeline mix-in class.

Module Contents

Classes Summary

BinaryClassificationPipelineMixin	Binary classification pipeline mix-in class.

Contents

class evalml.pipelines.binary_classification_pipeline_mixin.**BinaryClassificationPipelineMi**

Binary classification pipeline mix-in class.

Methods

optimize_threshold	Optimize the pipeline threshold given the objective to use. Only used for binary problems with objectives whose thresholds can be tuned.
threshold	Threshold used to make a prediction. Defaults to None.

optimize_threshold(*self*, *X*, *y*, *y_pred_proba*, *objective*)

Optimize the pipeline threshold given the objective to use. Only used for binary problems with objectives whose thresholds can be tuned.

Parameters

- **X** (*pd.DataFrame*) – Input features.
- **y** (*pd.Series*) – Input target values.
- **y_pred_proba** (*pd.Series*) – The predicted probabilities of the target outputted by the pipeline.
- **objective** (*ObjectiveBase*) – The objective to threshold with. Must have a tunable threshold.

Raises **ValueError** – If objective is not optimizable.

property threshold(*self*)

Threshold used to make a prediction. Defaults to None.

classification_pipeline

Pipeline subclass for all classification pipelines.

Module Contents

Classes Summary

ClassificationPipeline	Pipeline subclass for all classification pipelines.

Contents

class evalml.pipelines.classification_pipeline.**ClassificationPipeline**(*component_graph, parameters=None, custom_name=None, random_seed=0*)

Pipeline subclass for all classification pipelines.

Parameters

- **component_graph** (*list or dict*) – List of components in order. Accepts strings or ComponentBase subclasses in the list. Note that when duplicate components are specified in a list, the duplicate component names will be modified with the component's index in the list. For example, the component graph [Imputer, One Hot Encoder, Imputer, Logistic Regression Classifier] will have names ["Imputer", "One Hot Encoder", "Imputer_2", "Logistic Regression Classifier"]
- **parameters** (*dict*) – Dictionary with component names as keys and dictionary of that component's parameters as values. An empty dictionary or None implies using all default values for component parameters. Defaults to None.
- **custom_name** (*str*) – Custom name for the pipeline. Defaults to None.
- **random_seed** (*int*) – Seed for the random number generator. Defaults to 0.

Attributes

problem_type	None

Methods

can_tune_threshold_with_objective	Determine whether the threshold of a binary classification pipeline can be tuned.
*classes_*	Gets the class names for the pipeline. Will return None before pipeline is fit.
clone	Constructs a new pipeline with the same components, parameters, and random seed.

continues on next page

Table 645 – continued from previous page

create_objectives	Create objective instances from a list of strings or objective classes.
custom_name	Custom name of the pipeline.
describe	Outputs pipeline details including component parameters.
feature_importance	Importance associated with each feature. Features dropped by the feature selection are excluded.
fit	Build a classification model. For string and categorical targets, classes are sorted by sorted(set(y)) and then are mapped to values between 0 and n_classes-1.
get_component	Returns component by name.
get_hyperparameter_ranges	Returns hyperparameter ranges from all components as a dictionary.
graph	Generate an image representing the pipeline graph.
graph_feature_importance	Generate a bar graph of the pipeline's feature importance.
graph_json	Generates a JSON with nodes consisting of the component names and parameters, and edges detailing component relationships.
inverse_transform	Apply component inverse_transform methods to estimator predictions in reverse order.
load	Loads pipeline at file path.
model_family	Returns model family of this pipeline.
name	Name of the pipeline.
new	Constructs a new instance of the pipeline with the same component graph but with a different set of parameters. Not to be confused with python's __new__ method.
parameters	Parameter dictionary for this pipeline.
predict	Make predictions using selected features.
predict_proba	Make probability estimates for labels.
save	Saves pipeline at file path.
score	Evaluate model performance on objectives.
summary	A short summary of the pipeline structure, describing the list of components used.
transform	Transform the input.
transform_all_but_final	Transforms the data by applying all pre-processing components.

can_tune_threshold_with_objective(*self*, *objective*)

Determine whether the threshold of a binary classification pipeline can be tuned.

Parameters **objective** (*ObjectiveBase*) – Primary AutoMLSearch objective.

Returns True if the pipeline threshold can be tuned.

Return type bool

property classes_(*self*)

Gets the class names for the pipeline. Will return None before pipeline is fit.

clone(*self*)

Constructs a new pipeline with the same components, parameters, and random seed.

Returns A new instance of this pipeline with identical components, parameters, and random seed.

static create_objectives (*objectives*)
Create objective instances from a list of strings or objective classes.

property custom_name (*self*)
Custom name of the pipeline.

describe (*self*, *return_dict=False*)
Outputs pipeline details including component parameters.

Parameters **return_dict** (*bool*) – If True, return dictionary of information about pipeline. Defaults to False.

Returns Dictionary of all component parameters if return_dict is True, else None.

Return type dict

property feature_importance (*self*)
Importance associated with each feature. Features dropped by the feature selection are excluded.

Returns Feature names and their corresponding importance

Return type pd.DataFrame

fit (*self*, *X*, *y*)
Build a classification model. For string and categorical targets, classes are sorted by sorted(set(y)) and then are mapped to values between 0 and n_classes-1.

Parameters

- **X** (*pd.DataFrame or np.ndarray*) – The input training data of shape [n_samples, n_features]
- **y** (*pd.Series, np.ndarray*) – The target training labels of length [n_samples]

Returns self

Raises **ValueError** – If the number of unique classes in y are not appropriate for the type of pipeline.

get_component (*self*, *name*)
Returns component by name.

Parameters **name** (*str*) – Name of component.

Returns Component to return

Return type Component

get_hyperparameter_ranges (*self*, *custom_hyperparameters*)
Returns hyperparameter ranges from all components as a dictionary.

Parameters **custom_hyperparameters** (*dict*) – Custom hyperparameters for the pipeline.

Returns Dictionary of hyperparameter ranges for each component in the pipeline.

Return type dict

graph (*self*, *filepath=None*)
Generate an image representing the pipeline graph.

Parameters **filepath** (*str, optional*) – Path to where the graph should be saved. If set to None (as by default), the graph will not be saved.

Returns Graph object that can be directly displayed in Jupyter notebooks.

Return type graphviz.Digraph

Raises

- **RuntimeError** – If graphviz is not installed.
- **ValueError** – If path is not writeable.

graph_feature_importance(*self*, *importance_threshold=0*)

Generate a bar graph of the pipeline's feature importance.

Parameters **importance_threshold** (*float, optional*) – If provided, graph features with a permutation importance whose absolute value is larger than importance_threshold. Defaults to zero.

Returns A bar graph showing features and their corresponding importance.

Return type plotly.Figure

Raises **ValueError** – If importance threshold is not valid.

graph_json(*self*)

Generates a JSON with nodes consisting of the component names and parameters, and edges detailing component relationships.

x_edges specifies from which component feature data is being passed. y_edges specifies from which component target data is being passed. This can be used to build graphs across a variety of visualization tools. Template: {"Nodes": {"component_name": {"Name": class_name, "Parameters": parameters_attributes}, ...}}, "x_edges": [[from_component_name, to_component_name], [from_component_name, to_component_name], ...], "y_edges": [[from_component_name, to_component_name], [from_component_name, to_component_name], ...]}

Returns A serialized JSON representation of a DAG structure.

Return type dag_json (str)

inverse_transform(*self*, *y*)

Apply component inverse_transform methods to estimator predictions in reverse order.

Components that implement inverse_transform are PolynomialDetrender, LogTransformer, LabelEncoder (tbd).

Parameters **y** (*pd.Series*) – Final component features.

Returns The inverse transform of the target.

Return type pd.Series

static load(*file_path*)

Loads pipeline at file path.

Parameters **file_path** (*str*) – Location to load file.

Returns PipelineBase object

property model_family(*self*)

Returns model family of this pipeline.

property name(*self*)

Name of the pipeline.

new(*self*, *parameters*, *random_seed=0*)

Constructs a new instance of the pipeline with the same component graph but with a different set of parameters. Not to be confused with python's __new__ method.

Parameters

- **parameters** (*dict*) – Dictionary with component names as keys and dictionary of that component's parameters as values. An empty dictionary or None implies using all default values for component parameters. Defaults to None.
- **random_seed** (*int*) – Seed for the random number generator. Defaults to 0.

Returns A new instance of this pipeline with identical components.

property parameters (*self*)
Parameter dictionary for this pipeline.

Returns Dictionary of all component parameters.

Return type dict

predict (*self*, *X*, *objective=None*, *X_train=None*, *y_train=None*)
Make predictions using selected features.

Note: we cast y as ints first to address boolean values that may be returned from calculating predictions which we would not be able to otherwise transform if we originally had integer targets.

Parameters

- **X** (*pd.DataFrame*) – Data of shape [n_samples, n_features].
- **objective** (*Object or string*) – The objective to use to make predictions.
- **X_train** (*pd.DataFrame*) – Training data. Ignored. Only used for time series.
- **y_train** (*pd.Series*) – Training labels. Ignored. Only used for time series.

Returns Estimated labels.

Return type pd.Series

predict_proba (*self*, *X*, *X_train=None*, *y_train=None*)
Make probability estimates for labels.

Parameters

- **X** (*pd.DataFrame or np.ndarray*) – Data of shape [n_samples, n_features]
- **X_train** (*pd.DataFrame or np.ndarray or None*) – Training data. Ignored. Only used for time series.
- **y_train** (*pd.Series or None*) – Training labels. Ignored. Only used for time series.

Returns Probability estimates

Return type pd.DataFrame

Raises **ValueError** – If final component is not an estimator.

save (*self*, *file_path*, *pickle_protocol=cloudpickle.DEFAULT_PROTOCOL*)
Saves pipeline at file path.

Parameters

- **file_path** (*str*) – Location to save file.
- **pickle_protocol** (*int*) – The pickle data stream format.

score (*self*, *X*, *y*, *objectives*, *X_train=None*, *y_train=None*)
Evaluate model performance on objectives.

Parameters

- **X** (*pd.DataFrame*) – Data of shape [n_samples, n_features]
- **y** (*pd.Series*) – True labels of length [n_samples]
- **objectives** (*list*) – List of objectives to score
- **X_train** (*pd.DataFrame*) – Training data. Ignored. Only used for time series.
- **y_train** (*pd.Series*) – Training labels. Ignored. Only used for time series.

Returns Ordered dictionary of objective scores.

Return type dict

property summary(*self*)

A short summary of the pipeline structure, describing the list of components used.

Example: Logistic Regression Classifier w/ Simple Imputer + One Hot Encoder

Returns A string describing the pipeline structure.

transform(*self*, *X*, *y=None*)

Transform the input.

Parameters

- **X** (*pd.DataFrame, or np.ndarray*) – Data of shape [n_samples, n_features].
- **y** (*pd.Series*) – The target data of length [n_samples]. Defaults to None.

Returns Transformed output.

Return type pd.DataFrame

transform_all_but_final(*self*, *X*, *y=None*, *X_train=None*, *y_train=None*)

Transforms the data by applying all pre-processing components.

Parameters

- **X** (*pd.DataFrame*) – Input data to the pipeline to transform.
- **y** (*pd.Series or None*) – Targets corresponding to X. Optional.
- **X_train** (*pd.DataFrame or np.ndarray or None*) – Training data. Only used for time series.
- **y_train** (*pd.Series or None*) – Training labels. Only used for time series.

Returns New transformed features.

Return type pd.DataFrame

component_graph

Component graph for a pipeline as a directed acyclic graph (DAG).

Module Contents

Classes Summary

ComponentGraph	Component graph for a pipeline as a directed acyclic graph (DAG).

Attributes Summary

logger

Contents

class evalml.pipelines.component_graph.**ComponentGraph**(*component_dict=None, random_seed=0*)

Component graph for a pipeline as a directed acyclic graph (DAG).

Parameters

- **component_dict** (*dict*) – A dictionary which specifies the components and edges between components that should be used to create the component graph. Defaults to None.
- **random_seed** (*int*) – Seed for the random number generator. Defaults to 0.

Examples

```
>>> component_dict = {'Imputer': ['Imputer', 'X', 'y'],
...                   'Logistic Regression': ['Logistic Regression Classifier',
↪'Imputer.x', 'y']}
>>> component_graph = ComponentGraph(component_dict)
>>> assert component_graph.compute_order == ['Imputer', 'Logistic Regression']
...
...
>>> component_dict = {'Imputer': ['Imputer', 'X', 'y'],
...                   'OHE': ['One Hot Encoder', 'Imputer.x', 'y'],
...                   'estimator_1': ['Random Forest Classifier', 'OHE.x', 'y'],
...                   'estimator_2': ['Decision Tree Classifier', 'OHE.x', 'y'],
...                   'final': ['Logistic Regression Classifier', 'estimator_1.x',
↪ 'estimator_2.x', 'y']}
>>> component_graph = ComponentGraph(component_dict)
```

The default parameters for every component in the component graph.

```
>>> assert component_graph.default_parameters == {
...     'Imputer': {'categorical_impute_strategy': 'most_frequent',
...                 'numeric_impute_strategy': 'mean',
...                 'categorical_fill_value': None,
...                 'numeric_fill_value': None},
...     'One Hot Encoder': {'top_n': 10,
...                         'features_to_encode': None,
```

(continues on next page)

(continued from previous page)

```
...                         'categories': None,
...                         'drop': 'if_binary',
...                         'handle_unknown': 'ignore',
...                         'handle_missing': 'error'},
...     'Random Forest Classifier': {'n_estimators': 100,
...                                  'max_depth': 6,
...                                  'n_jobs': -1},
...     'Decision Tree Classifier': {'criterion': 'gini',
...                                  'max_features': 'auto',
...                                  'max_depth': 6,
...                                  'min_samples_split': 2,
...                                  'min_weight_fraction_leaf': 0.0},
...     'Logistic Regression Classifier': {'penalty': 'l2',
...                                        'C': 1.0,
...                                        'n_jobs': -1,
...                                        'multi_class': 'auto',
...                                        'solver': 'lbfgs'}}
```

Methods

compute_order	The order that components will be computed or called in.
default_parameters	The default parameter dictionary for this pipeline.
describe	Outputs component graph details including component parameters.
fit	Fit each component in the graph.
fit_and_transform_all_but_final	Fit and transform all components save the final one, usually an estimator.
generate_order	Regenerated the topologically sorted order of the graph.
get_component	Retrieves a single component object from the graph.
get_estimators	Gets a list of all the estimator components within this graph.
get_inputs	Retrieves all inputs for a given component.
get_last_component	Retrieves the component that is computed last in the graph, usually the final estimator.
graph	Generate an image representing the component graph.
instantiate	Instantiates all uninstantiated components within the graph using the given parameters. An error will be raised if a component is already instantiated but the parameters dict contains arguments for that component.
inverse_transform	Apply component inverse_transform methods to estimator predictions in reverse order.
predict	Make predictions using selected features.
transform	Transform the input using the component graph.
transform_all_but_final	Transform all components save the final one, and gathers the data from any number of parents to get all the information that should be fed to the final component.

property compute_order(*self*)

The order that components will be computed or called in.

property default_parameters (*self*)
The default parameter dictionary for this pipeline.

Returns Dictionary of all component default parameters.

Return type dict

describe (*self*, *return_dict=False*)
Outputs component graph details including component parameters.

Parameters **return_dict** (*bool*) – If True, return dictionary of information about component graph. Defaults to False.

Returns Dictionary of all component parameters if return_dict is True, else None

Return type dict

fit (*self*, *X*, *y*)
Fit each component in the graph.

Parameters

- **X** (*pd.DataFrame*) – The input training data of shape [n_samples, n_features].
- **y** (*pd.Series*) – The target training data of length [n_samples].

Returns self

fit_and_transform_all_but_final (*self*, *X*, *y*)
Fit and transform all components save the final one, usually an estimator.

Parameters

- **X** (*pd.DataFrame*) – The input training data of shape [n_samples, n_features].
- **y** (*pd.Series*) – The target training data of length [n_samples].

Returns Transformed features and target.

Return type Tuple (pd.DataFrame, pd.Series)

classmethod generate_order (*cls*, *component_dict*)
Regenerated the topologically sorted order of the graph.

get_component (*self*, *component_name*)
Retrieves a single component object from the graph.

Parameters **component_name** (*str*) – Name of the component to retrieve

Returns ComponentBase object

Raises **ValueError** – If the component is not in the graph.

get_estimators (*self*)
Gets a list of all the estimator components within this graph.

Returns All estimator objects within the graph.

Return type list

Raises **ValueError** – If the component graph is not yet instantiated.

get_inputs (*self*, *component_name*)
Retrieves all inputs for a given component.

Parameters **component_name** (*str*) – Name of the component to look up.

Returns List of inputs for the component to use.

Return type list[str]

Raises **ValueError** – If the component is not in the graph.

get_last_component(*self*)

Retrieves the component that is computed last in the graph, usually the final estimator.

Returns ComponentBase object

Raises **ValueError** – If the component graph has no edges.

graph(*self*, *name=None*, *graph_format=None*)

Generate an image representing the component graph.

Parameters

- **name** (*str*) – Name of the graph. Defaults to None.
- **graph_format** (*str*) – file format to save the graph in. Defaults to None.

Returns Graph object that can be directly displayed in Jupyter notebooks.

Return type graphviz.Digraph

Raises **RuntimeError** – If graphviz is not installed.

instantiate(*self*, *parameters=None*)

Instantiates all uninstantiated components within the graph using the given parameters. An error will be raised if a component is already instantiated but the parameters dict contains arguments for that component.

Parameters **parameters** (*dict*) – Dictionary with component names as keys and dictionary of that component's parameters as values. An empty dictionary {} or None implies using all default values for component parameters. If a component in the component graph is already instantiated, it will not use any of its parameters defined in this dictionary. Defaults to None.

Returns self

Raises **ValueError** – If component graph is already instantiated or if a component errored while instantiating.

inverse_transform(*self*, *y*)

Apply component inverse_transform methods to estimator predictions in reverse order.

Components that implement inverse_transform are PolynomialDetrender, LabelEncoder (tbd).

Parameters **y** – (pd.Series): Final component features.

Returns The target with inverse transformation applied.

Return type pd.Series

predict(*self*, *X*)

Make predictions using selected features.

Parameters **X** (*pd.DataFrame*) – Input features of shape [n_samples, n_features].

Returns Predicted values.

Return type pd.Series

Raises **ValueError** – If final component is not an Estimator.

transform(*self*, *X*, *y=None*)

Transform the input using the component graph.

Parameters

- **X** (*pd.DataFrame*) – Input features of shape [n_samples, n_features].
- **y** (*pd.Series*) – The target data of length [n_samples]. Defaults to None.

Returns Transformed output.

Return type pd.DataFrame

Raises **ValueError** – If final component is not a Transformer.

transform_all_but_final (*self*, *X*, *y=None*)

Transform all components save the final one, and gathers the data from any number of parents to get all the information that should be fed to the final component.

Parameters

- **X** (*pd.DataFrame*) – Data of shape [n_samples, n_features].
- **y** (*pd.Series*) – The target training data of length [n_samples]. Defaults to None.

Returns Transformed values.

Return type pd.DataFrame

evalml.pipelines.component_graph.**logger**

multiclass_classification_pipeline

Pipeline subclass for all multiclass classification pipelines.

Module Contents

Classes Summary

MulticlassClassificationPipeline	Pipeline subclass for all multiclass classification pipelines.

Contents

class evalml.pipelines.multiclass_classification_pipeline.**MulticlassClassificationPipeline**

Pipeline subclass for all multiclass classification pipelines.

Parameters

- **component_graph** (*ComponentGraph, list, dict*) – ComponentGraph instance, list of components in order, or dictionary of components. Accepts strings or ComponentBase subclasses in the list. Note that when duplicate components are specified in a list, the duplicate component names will be modified with the component's index in the list.

For example, the component graph [Imputer, One Hot Encoder, Imputer, Logistic Regression Classifier] will have names ["Imputer", "One Hot Encoder", "Imputer_2", "Logistic Regression Classifier"]

- **parameters** (*dict*) – Dictionary with component names as keys and dictionary of that component's parameters as values. An empty dictionary or None implies using all default values for component parameters. Defaults to None.
- **custom_name** (*str*) – Custom name for the pipeline. Defaults to None.
- **random_seed** (*int*) – Seed for the random number generator. Defaults to 0.

Example

```
>>> pipeline = MulticlassClassificationPipeline(component_graph=["Simple Imputer",
↪ "Logistic Regression Classifier"],
...                                             parameters={"Logistic Regression␣
↪Classifier": {"penalty": "elasticnet",
...                                                                                ␣
↪             "solver": "liblinear"}},
...                                             custom_name="My Multiclass␣
↪Pipeline")
...
>>> assert pipeline.custom_name == "My Multiclass Pipeline"
>>> assert pipeline.component_graph.component_dict.keys() == {'Simple Imputer',
↪'Logistic Regression Classifier'}
```

The pipeline parameters will be chosen from the default parameters for every component, unless specific parameters were passed in as they were above.

```
>>> assert pipeline.parameters == {
...     'Simple Imputer': {'impute_strategy': 'most_frequent', 'fill_value': None}
↪,
...     'Logistic Regression Classifier': {'penalty': 'elasticnet',
...                                        'C': 1.0,
...                                        'n_jobs': -1,
...                                        'multi_class': 'auto',
...                                        'solver': 'liblinear'}}
```

Attributes

problem_type	ProblemTypes.MULTICLASS

Methods

can_tune_threshold_with_objective	Determine whether the threshold of a binary classification pipeline can be tuned.
*classes_*	Gets the class names for the pipeline. Will return None before pipeline is fit.
clone	Constructs a new pipeline with the same components, parameters, and random seed.
create_objectives	Create objective instances from a list of strings or objective classes.

continues on next page

Table 650 – continued from previous page

custom_name	Custom name of the pipeline.
describe	Outputs pipeline details including component parameters.
feature_importance	Importance associated with each feature. Features dropped by the feature selection are excluded.
fit	Build a classification model. For string and categorical targets, classes are sorted by sorted(set(y)) and then are mapped to values between 0 and n_classes-1.
get_component	Returns component by name.
get_hyperparameter_ranges	Returns hyperparameter ranges from all components as a dictionary.
graph	Generate an image representing the pipeline graph.
graph_feature_importance	Generate a bar graph of the pipeline's feature importance.
graph_json	Generates a JSON with nodes consisting of the component names and parameters, and edges detailing component relationships.
inverse_transform	Apply component inverse_transform methods to estimator predictions in reverse order.
load	Loads pipeline at file path.
model_family	Returns model family of this pipeline.
name	Name of the pipeline.
new	Constructs a new instance of the pipeline with the same component graph but with a different set of parameters. Not to be confused with python's __new__ method.
parameters	Parameter dictionary for this pipeline.
predict	Make predictions using selected features.
predict_proba	Make probability estimates for labels.
save	Saves pipeline at file path.
score	Evaluate model performance on objectives.
summary	A short summary of the pipeline structure, describing the list of components used.
transform	Transform the input.
transform_all_but_final	Transforms the data by applying all pre-processing components.

can_tune_threshold_with_objective(*self*, *objective*)

Determine whether the threshold of a binary classification pipeline can be tuned.

Parameters **objective** (*ObjectiveBase*) – Primary AutoMLSearch objective.

Returns True if the pipeline threshold can be tuned.

Return type bool

property classes_(*self*)

Gets the class names for the pipeline. Will return None before pipeline is fit.

clone(*self*)

Constructs a new pipeline with the same components, parameters, and random seed.

Returns A new instance of this pipeline with identical components, parameters, and random seed.

static create_objectives (*objectives*)
Create objective instances from a list of strings or objective classes.

property custom_name (*self*)
Custom name of the pipeline.

describe (*self*, *return_dict=False*)
Outputs pipeline details including component parameters.

Parameters **return_dict** (*bool*) – If True, return dictionary of information about pipeline. Defaults to False.

Returns Dictionary of all component parameters if return_dict is True, else None.

Return type dict

property feature_importance (*self*)
Importance associated with each feature. Features dropped by the feature selection are excluded.

Returns Feature names and their corresponding importance

Return type pd.DataFrame

fit (*self*, *X*, *y*)
Build a classification model. For string and categorical targets, classes are sorted by sorted(set(y)) and then are mapped to values between 0 and n_classes-1.

Parameters

- **X** (*pd.DataFrame or np.ndarray*) – The input training data of shape [n_samples, n_features]
- **y** (*pd.Series, np.ndarray*) – The target training labels of length [n_samples]

Returns self

Raises **ValueError** – If the number of unique classes in y are not appropriate for the type of pipeline.

get_component (*self*, *name*)
Returns component by name.

Parameters **name** (*str*) – Name of component.

Returns Component to return

Return type Component

get_hyperparameter_ranges (*self*, *custom_hyperparameters*)
Returns hyperparameter ranges from all components as a dictionary.

Parameters **custom_hyperparameters** (*dict*) – Custom hyperparameters for the pipeline.

Returns Dictionary of hyperparameter ranges for each component in the pipeline.

Return type dict

graph (*self*, *filepath=None*)
Generate an image representing the pipeline graph.

Parameters **filepath** (*str, optional*) – Path to where the graph should be saved. If set to None (as by default), the graph will not be saved.

Returns Graph object that can be directly displayed in Jupyter notebooks.

Return type graphviz.Digraph

Raises

- **RuntimeError** – If graphviz is not installed.
- **ValueError** – If path is not writeable.

graph_feature_importance(*self*, *importance_threshold=0*)

Generate a bar graph of the pipeline's feature importance.

Parameters **importance_threshold** (*float, optional*) – If provided, graph features with a permutation importance whose absolute value is larger than importance_threshold. Defaults to zero.

Returns A bar graph showing features and their corresponding importance.

Return type plotly.Figure

Raises **ValueError** – If importance threshold is not valid.

graph_json(*self*)

Generates a JSON with nodes consisting of the component names and parameters, and edges detailing component relationships.

x_edges specifies from which component feature data is being passed. y_edges specifies from which component target data is being passed. This can be used to build graphs across a variety of visualization tools. Template: {"Nodes": {"component_name": {"Name": class_name, "Parameters": parameters_attributes}, ...}}, "x_edges": [[from_component_name, to_component_name], [from_component_name, to_component_name], ...], "y_edges": [[from_component_name, to_component_name], [from_component_name, to_component_name], ...]}

Returns A serialized JSON representation of a DAG structure.

Return type dag_json (str)

inverse_transform(*self*, *y*)

Apply component inverse_transform methods to estimator predictions in reverse order.

Components that implement inverse_transform are PolynomialDetrender, LogTransformer, LabelEncoder (tbd).

Parameters **y** (*pd.Series*) – Final component features.

Returns The inverse transform of the target.

Return type pd.Series

static load(*file_path*)

Loads pipeline at file path.

Parameters **file_path** (*str*) – Location to load file.

Returns PipelineBase object

property model_family(*self*)

Returns model family of this pipeline.

property name(*self*)

Name of the pipeline.

new(*self*, *parameters*, *random_seed=0*)

Constructs a new instance of the pipeline with the same component graph but with a different set of parameters. Not to be confused with python's __new__ method.

Parameters

- **parameters** (*dict*) – Dictionary with component names as keys and dictionary of that component's parameters as values. An empty dictionary or None implies using all default values for component parameters. Defaults to None.
- **random_seed** (*int*) – Seed for the random number generator. Defaults to 0.

Returns A new instance of this pipeline with identical components.

property parameters (*self*)

Parameter dictionary for this pipeline.

Returns Dictionary of all component parameters.

Return type dict

predict (*self*, *X*, *objective=None*, *X_train=None*, *y_train=None*)

Make predictions using selected features.

Note: we cast y as ints first to address boolean values that may be returned from calculating predictions which we would not be able to otherwise transform if we originally had integer targets.

Parameters

- **X** (*pd.DataFrame*) – Data of shape [n_samples, n_features].
- **objective** (*Object or string*) – The objective to use to make predictions.
- **X_train** (*pd.DataFrame*) – Training data. Ignored. Only used for time series.
- **y_train** (*pd.Series*) – Training labels. Ignored. Only used for time series.

Returns Estimated labels.

Return type pd.Series

predict_proba (*self*, *X*, *X_train=None*, *y_train=None*)

Make probability estimates for labels.

Parameters

- **X** (*pd.DataFrame or np.ndarray*) – Data of shape [n_samples, n_features]
- **X_train** (*pd.DataFrame or np.ndarray or None*) – Training data. Ignored. Only used for time series.
- **y_train** (*pd.Series or None*) – Training labels. Ignored. Only used for time series.

Returns Probability estimates

Return type pd.DataFrame

Raises **ValueError** – If final component is not an estimator.

save (*self*, *file_path*, *pickle_protocol=cloudpickle.DEFAULT_PROTOCOL*)

Saves pipeline at file path.

Parameters

- **file_path** (*str*) – Location to save file.
- **pickle_protocol** (*int*) – The pickle data stream format.

score (*self*, *X*, *y*, *objectives*, *X_train=None*, *y_train=None*)

Evaluate model performance on objectives.

Parameters

- **X** (*pd.DataFrame*) – Data of shape [n_samples, n_features]
- **y** (*pd.Series*) – True labels of length [n_samples]
- **objectives** (*list*) – List of objectives to score
- **X_train** (*pd.DataFrame*) – Training data. Ignored. Only used for time series.
- **y_train** (*pd.Series*) – Training labels. Ignored. Only used for time series.

Returns Ordered dictionary of objective scores.

Return type dict

property summary(*self*)

A short summary of the pipeline structure, describing the list of components used.

Example: Logistic Regression Classifier w/ Simple Imputer + One Hot Encoder

Returns A string describing the pipeline structure.

transform(*self*, *X*, *y=None*)

Transform the input.

Parameters

- **X** (*pd.DataFrame, or np.ndarray*) – Data of shape [n_samples, n_features].
- **y** (*pd.Series*) – The target data of length [n_samples]. Defaults to None.

Returns Transformed output.

Return type pd.DataFrame

transform_all_but_final(*self*, *X*, *y=None*, *X_train=None*, *y_train=None*)

Transforms the data by applying all pre-processing components.

Parameters

- **X** (*pd.DataFrame*) – Input data to the pipeline to transform.
- **y** (*pd.Series or None*) – Targets corresponding to X. Optional.
- **X_train** (*pd.DataFrame or np.ndarray or None*) – Training data. Only used for time series.
- **y_train** (*pd.Series or None*) – Training labels. Only used for time series.

Returns New transformed features.

Return type pd.DataFrame

pipeline_base

Base machine learning pipeline class.

Module Contents

Classes Summary

PipelineBase	Machine learning pipeline.

Attributes Summary

logger

Contents

evalml.pipelines.pipeline_base.**logger**

class evalml.pipelines.pipeline_base.**PipelineBase**(*component_graph, parameters=None, custom_name=None, random_seed=0*)

Machine learning pipeline.

Parameters

- **component_graph** (*ComponentGraph, list, dict*) – ComponentGraph instance, list of components in order, or dictionary of components. Accepts strings or ComponentBase subclasses in the list. Note that when duplicate components are specified in a list, the duplicate component names will be modified with the component's index in the list. For example, the component graph [Imputer, One Hot Encoder, Imputer, Logistic Regression Classifier] will have names ["Imputer", "One Hot Encoder", "Imputer_2", "Logistic Regression Classifier"].
- **parameters** (*dict*) – Dictionary with component names as keys and dictionary of that component's parameters as values. An empty dictionary or None implies using all default values for component parameters. Defaults to None.
- **custom_name** (*str*) – Custom name for the pipeline. Defaults to None.
- **random_seed** (*int*) – Seed for the random number generator. Defaults to 0.

Attributes

problem_type	None

Methods

can_tune_threshold_with_objective	Determine whether the threshold of a binary classification pipeline can be tuned.
clone	Constructs a new pipeline with the same components, parameters, and random seed.
create_objectives	Create objective instances from a list of strings or objective classes.

continues on next page

Table 653 – continued from previous page

custom_name	Custom name of the pipeline.
describe	Outputs pipeline details including component parameters.
feature_importance	Importance associated with each feature. Features dropped by the feature selection are excluded.
fit	Build a model.
get_component	Returns component by name.
get_hyperparameter_ranges	Returns hyperparameter ranges from all components as a dictionary.
graph	Generate an image representing the pipeline graph.
graph_feature_importance	Generate a bar graph of the pipeline's feature importance.
graph_json	Generates a JSON with nodes consisting of the component names and parameters, and edges detailing component relationships.
inverse_transform	Apply component inverse_transform methods to estimator predictions in reverse order.
load	Loads pipeline at file path.
model_family	Returns model family of this pipeline.
name	Name of the pipeline.
new	Constructs a new instance of the pipeline with the same component graph but with a different set of parameters. Not to be confused with python's __new__ method.
parameters	Parameter dictionary for this pipeline.
predict	Make predictions using selected features.
save	Saves pipeline at file path.
score	Evaluate model performance on current and additional objectives.
summary	A short summary of the pipeline structure, describing the list of components used.
transform	Transform the input.
transform_all_but_final	Transforms the data by applying all pre-processing components.

can_tune_threshold_with_objective(*self*, *objective*)

Determine whether the threshold of a binary classification pipeline can be tuned.

Parameters **objective** (*ObjectiveBase*) – Primary AutoMLSearch objective.

Returns True if the pipeline threshold can be tuned.

Return type bool

clone(*self*)

Constructs a new pipeline with the same components, parameters, and random seed.

Returns A new instance of this pipeline with identical components, parameters, and random seed.

static create_objectives(*objectives*)

Create objective instances from a list of strings or objective classes.

property custom_name(*self*)

Custom name of the pipeline.

describe (*self*, *return_dict=False*)
Outputs pipeline details including component parameters.

Parameters **return_dict** (*bool*) – If True, return dictionary of information about pipeline. Defaults to False.

Returns Dictionary of all component parameters if return_dict is True, else None.

Return type dict

property feature_importance (*self*)
Importance associated with each feature. Features dropped by the feature selection are excluded.

Returns Feature names and their corresponding importance

Return type pd.DataFrame

abstract fit (*self*, *X*, *y*)
Build a model.

Parameters

- **X** (*pd.DataFrame or np.ndarray*) – The input training data of shape [n_samples, n_features].
- **y** (*pd.Series, np.ndarray*) – The target training data of length [n_samples].

Returns self

get_component (*self*, *name*)
Returns component by name.

Parameters **name** (*str*) – Name of component.

Returns Component to return

Return type Component

get_hyperparameter_ranges (*self*, *custom_hyperparameters*)
Returns hyperparameter ranges from all components as a dictionary.

Parameters **custom_hyperparameters** (*dict*) – Custom hyperparameters for the pipeline.

Returns Dictionary of hyperparameter ranges for each component in the pipeline.

Return type dict

graph (*self*, *filepath=None*)
Generate an image representing the pipeline graph.

Parameters **filepath** (*str, optional*) – Path to where the graph should be saved. If set to None (as by default), the graph will not be saved.

Returns Graph object that can be directly displayed in Jupyter notebooks.

Return type graphviz.Digraph

Raises

- **RuntimeError** – If graphviz is not installed.
- **ValueError** – If path is not writeable.

graph_feature_importance (*self*, *importance_threshold=0*)
Generate a bar graph of the pipeline's feature importance.

Parameters **importance_threshold** (*float, optional*) – If provided, graph features with a permutation importance whose absolute value is larger than importance_threshold. Defaults to zero.

Returns A bar graph showing features and their corresponding importance.

Return type plotly.Figure

Raises **ValueError** – If importance threshold is not valid.

graph_json(*self*)

Generates a JSON with nodes consisting of the component names and parameters, and edges detailing component relationships.

x_edges specifies from which component feature data is being passed. y_edges specifies from which component target data is being passed. This can be used to build graphs across a variety of visualization tools. Template: {"Nodes": {"component_name": {"Name": class_name, "Parameters": parameters_attributes}, ...}}, "x_edges": [[from_component_name, to_component_name], [from_component_name, to_component_name], ...], "y_edges": [[from_component_name, to_component_name], [from_component_name, to_component_name], ...]}

Returns A serialized JSON representation of a DAG structure.

Return type dag_json (str)

inverse_transform(*self*, *y*)

Apply component inverse_transform methods to estimator predictions in reverse order.

Components that implement inverse_transform are PolynomialDetrender, LogTransformer, LabelEncoder (tbd).

Parameters **y** (*pd.Series*) – Final component features.

Returns The inverse transform of the target.

Return type pd.Series

static load(*file_path*)

Loads pipeline at file path.

Parameters **file_path** (*str*) – Location to load file.

Returns PipelineBase object

property model_family(*self*)

Returns model family of this pipeline.

property name(*self*)

Name of the pipeline.

new(*self*, *parameters*, *random_seed=0*)

Constructs a new instance of the pipeline with the same component graph but with a different set of parameters. Not to be confused with python's __new__ method.

Parameters

- **parameters** (*dict*) – Dictionary with component names as keys and dictionary of that component's parameters as values. An empty dictionary or None implies using all default values for component parameters. Defaults to None.
- **random_seed** (*int*) – Seed for the random number generator. Defaults to 0.

Returns A new instance of this pipeline with identical components.

property parameters (*self*)
Parameter dictionary for this pipeline.

Returns Dictionary of all component parameters.

Return type dict

predict (*self*, *X*, *objective=None*, *X_train=None*, *y_train=None*)
Make predictions using selected features.

Parameters

- **X** (*pd.DataFrame, or np.ndarray*) – Data of shape [n_samples, n_features].
- **objective** (*Object or string*) – The objective to use to make predictions.
- **X_train** (*pd.DataFrame or np.ndarray or None*) – Training data. Ignored. Only used for time series.
- **y_train** (*pd.Series or None*) – Training labels. Ignored. Only used for time series.

Returns Predicted values.

Return type pd.Series

save (*self*, *file_path*, *pickle_protocol=cloudpickle.DEFAULT_PROTOCOL*)
Saves pipeline at file path.

Parameters

- **file_path** (*str*) – Location to save file.
- **pickle_protocol** (*int*) – The pickle data stream format.

abstract score (*self*, *X*, *y*, *objectives*, *X_train=None*, *y_train=None*)
Evaluate model performance on current and additional objectives.

Parameters

- **X** (*pd.DataFrame or np.ndarray*) – Data of shape [n_samples, n_features].
- **y** (*pd.Series, np.ndarray*) – True labels of length [n_samples].
- **objectives** (*list*) – Non-empty list of objectives to score on.
- **X_train** (*pd.DataFrame or np.ndarray or None*) – Training data. Ignored. Only used for time series.
- **y_train** (*pd.Series or None*) – Training labels. Ignored. Only used for time series.

Returns Ordered dictionary of objective scores.

Return type dict

property summary (*self*)
A short summary of the pipeline structure, describing the list of components used.

Example: Logistic Regression Classifier w/ Simple Imputer + One Hot Encoder

Returns A string describing the pipeline structure.

transform (*self*, *X*, *y=None*)
Transform the input.

Parameters

- **X** (*pd.DataFrame, or np.ndarray*) – Data of shape [n_samples, n_features].
- **y** (*pd.Series*) – The target data of length [n_samples]. Defaults to None.

Returns Transformed output.

Return type pd.DataFrame

transform_all_but_final (*self, X, y=None, X_train=None, y_train=None*)

Transforms the data by applying all pre-processing components.

Parameters

- **X** (*pd.DataFrame*) – Input data to the pipeline to transform.
- **y** (*pd.Series or None*) – Targets corresponding to X. Optional.
- **X_train** (*pd.DataFrame or np.ndarray or None*) – Training data. Only used for time series.
- **y_train** (*pd.Series or None*) – Training labels. Only used for time series.

Returns New transformed features.

Return type pd.DataFrame

pipeline_meta

Metaclass that overrides creating a new pipeline by wrapping methods with validators and setters.

Module Contents

Classes Summary

PipelineBaseMeta	Metaclass that overrides creating a new pipeline by wrapping methods with validators and setters.

Contents

class evalml.pipelines.pipeline_meta.**PipelineBaseMeta**

Metaclass that overrides creating a new pipeline by wrapping methods with validators and setters.

Attributes

FIT_METHODS	['fit', 'fit_transform']
METHODS_TO_CHECK	['predict', 'predict_proba', 'transform', 'inverse_transform']
PROPERTIES_TO_CHECK	['feature_importance']

Methods

`check_for_fit`	*check_for_fit* wraps a method that validates if *self._is_fitted* is *True*.
`register`	Register a virtual subclass of an ABC.
`set_fit`	Wrapper for the fit method.

classmethod check_for_fit(*cls*, *method*)

check_for_fit wraps a method that validates if *self._is_fitted* is *True*.

Parameters **method** (`callable`) – Method to wrap.

Returns The wrapped method.

Raises **PipelineNotYetFittedError** – If pipeline is not yet fitted.

register(*cls*, *subclass*)

Register a virtual subclass of an ABC.

Returns the subclass, to allow usage as a class decorator.

classmethod set_fit(*cls*, *method*)

Wrapper for the fit method.

regression_pipeline

Pipeline subclass for all regression pipelines.

Module Contents

Classes Summary

`RegressionPipeline`	Pipeline subclass for all regression pipelines.

Contents

class evalml.pipelines.regression_pipeline.**RegressionPipeline**(*component_graph*, *parameters=None*, *custom_name=None*, *random_seed=0*)

Pipeline subclass for all regression pipelines.

Parameters

- **component_graph** (`ComponentGraph, list, dict`) – ComponentGraph instance, list of components in order, or dictionary of components. Accepts strings or ComponentBase subclasses in the list. Note that when duplicate components are specified in a list, the duplicate component names will be modified with the component's index in the list. For example, the component graph [Imputer, One Hot Encoder, Imputer, Logistic Regression Classifier] will have names ["Imputer", "One Hot Encoder", "Imputer_2", "Logistic Regression Classifier"]
- **parameters** (`dict`) – Dictionary with component names as keys and dictionary of that component's parameters as values. An empty dictionary or None implies using all default

values for component parameters. Defaults to None.

- **custom_name** (*str*) – Custom name for the pipeline. Defaults to None.
- **random_seed** (*int*) – Seed for the random number generator. Defaults to 0.

Example

```
>>> pipeline = RegressionPipeline(component_graph=["Simple Imputer", "Linear␣
↪Regressor"],
...                               parameters={"Linear Regressor": {"normalize":␣
↪True}},
...                               custom_name="My Regression Pipeline")
...
>>> assert pipeline.custom_name == "My Regression Pipeline"
>>> assert pipeline.component_graph.component_dict.keys() == {'Simple Imputer',
↪'Linear Regressor'}
```

The pipeline parameters will be chosen from the default parameters for every component, unless specific parameters were passed in as they were above.

```
>>> assert pipeline.parameters == {
...     'Simple Imputer': {'impute_strategy': 'most_frequent', 'fill_value': None}
↪,
...     'Linear Regressor': {'fit_intercept': True, 'normalize': True, 'n_jobs': -
↪1}}
```

Attributes

problem_type	ProblemTypes.REGRESSION

Methods

can_tune_threshold_with_objective	Determine whether the threshold of a binary classification pipeline can be tuned.
clone	Constructs a new pipeline with the same components, parameters, and random seed.
create_objectives	Create objective instances from a list of strings or objective classes.
custom_name	Custom name of the pipeline.
describe	Outputs pipeline details including component parameters.
feature_importance	Importance associated with each feature. Features dropped by the feature selection are excluded.
fit	Build a regression model.
get_component	Returns component by name.
get_hyperparameter_ranges	Returns hyperparameter ranges from all components as a dictionary.
graph	Generate an image representing the pipeline graph.
graph_feature_importance	Generate a bar graph of the pipeline's feature importance.

continues on next page

Table 657 – continued from previous page

graph_json	Generates a JSON with nodes consisting of the component names and parameters, and edges detailing component relationships.
inverse_transform	Apply component inverse_transform methods to estimator predictions in reverse order.
load	Loads pipeline at file path.
model_family	Returns model family of this pipeline.
name	Name of the pipeline.
new	Constructs a new instance of the pipeline with the same component graph but with a different set of parameters. Not to be confused with python's __new__ method.
parameters	Parameter dictionary for this pipeline.
predict	Make predictions using selected features.
save	Saves pipeline at file path.
score	Evaluate model performance on current and additional objectives.
summary	A short summary of the pipeline structure, describing the list of components used.
transform	Transform the input.
transform_all_but_final	Transforms the data by applying all pre-processing components.

can_tune_threshold_with_objective(*self*, *objective*)

Determine whether the threshold of a binary classification pipeline can be tuned.

Parameters **objective** (*ObjectiveBase*) – Primary AutoMLSearch objective.

Returns True if the pipeline threshold can be tuned.

Return type bool

clone(*self*)

Constructs a new pipeline with the same components, parameters, and random seed.

Returns A new instance of this pipeline with identical components, parameters, and random seed.

static create_objectives(*objectives*)

Create objective instances from a list of strings or objective classes.

property custom_name(*self*)

Custom name of the pipeline.

describe(*self*, *return_dict=False*)

Outputs pipeline details including component parameters.

Parameters **return_dict** (*bool*) – If True, return dictionary of information about pipeline. Defaults to False.

Returns Dictionary of all component parameters if return_dict is True, else None.

Return type dict

property feature_importance(*self*)

Importance associated with each feature. Features dropped by the feature selection are excluded.

Returns Feature names and their corresponding importance

Return type pd.DataFrame

fit (*self*, *X*, *y*)

Build a regression model.

Parameters

- **X** (*pd.DataFrame or np.ndarray*) – The input training data of shape [n_samples, n_features]
- **y** (*pd.Series, np.ndarray*) – The target training data of length [n_samples]

Returns self

Raises **ValueError** – If the target is not numeric.

get_component (*self*, *name*)

Returns component by name.

Parameters **name** (*str*) – Name of component.

Returns Component to return

Return type Component

get_hyperparameter_ranges (*self*, *custom_hyperparameters*)

Returns hyperparameter ranges from all components as a dictionary.

Parameters **custom_hyperparameters** (*dict*) – Custom hyperparameters for the pipeline.

Returns Dictionary of hyperparameter ranges for each component in the pipeline.

Return type dict

graph (*self*, *filepath=None*)

Generate an image representing the pipeline graph.

Parameters **filepath** (*str, optional*) – Path to where the graph should be saved. If set to None (as by default), the graph will not be saved.

Returns Graph object that can be directly displayed in Jupyter notebooks.

Return type graphviz.Digraph

Raises

- **RuntimeError** – If graphviz is not installed.
- **ValueError** – If path is not writeable.

graph_feature_importance (*self*, *importance_threshold=0*)

Generate a bar graph of the pipeline's feature importance.

Parameters **importance_threshold** (*float, optional*) – If provided, graph features with a permutation importance whose absolute value is larger than importance_threshold. Defaults to zero.

Returns A bar graph showing features and their corresponding importance.

Return type plotly.Figure

Raises **ValueError** – If importance threshold is not valid.

graph_json (*self*)

Generates a JSON with nodes consisting of the component names and parameters, and edges detailing component relationships.

x_edges specifies from which component feature data is being passed. y_edges specifies from which component target data is being passed. This can be used to build graphs across a variety of visualization tools. Template: {"Nodes": {"component_name": {"Name": class_name, "Parameters": parameters_attributes}, ...}}, "x_edges": [[from_component_name, to_component_name], [from_component_name, to_component_name], ...], "y_edges": [[from_component_name, to_component_name], [from_component_name, to_component_name], ...]}

Returns A serialized JSON representation of a DAG structure.

Return type dag_json (str)

inverse_transform(*self*, *y*)

Apply component inverse_transform methods to estimator predictions in reverse order.

Components that implement inverse_transform are PolynomialDetrender, LogTransformer, LabelEncoder (tbd).

Parameters **y** (*pd.Series*) – Final component features.

Returns The inverse transform of the target.

Return type pd.Series

static load(*file_path*)

Loads pipeline at file path.

Parameters **file_path** (*str*) – Location to load file.

Returns PipelineBase object

property model_family(*self*)

Returns model family of this pipeline.

property name(*self*)

Name of the pipeline.

new(*self*, *parameters*, *random_seed=0*)

Constructs a new instance of the pipeline with the same component graph but with a different set of parameters. Not to be confused with python's __new__ method.

Parameters

- **parameters** (*dict*) – Dictionary with component names as keys and dictionary of that component's parameters as values. An empty dictionary or None implies using all default values for component parameters. Defaults to None.
- **random_seed** (*int*) – Seed for the random number generator. Defaults to 0.

Returns A new instance of this pipeline with identical components.

property parameters(*self*)

Parameter dictionary for this pipeline.

Returns Dictionary of all component parameters.

Return type dict

predict(*self*, *X*, *objective=None*, *X_train=None*, *y_train=None*)

Make predictions using selected features.

Parameters

- **X** (*pd.DataFrame, or np.ndarray*) – Data of shape [n_samples, n_features].
- **objective** (*Object or string*) – The objective to use to make predictions.

- **X_train** (*pd.DataFrame or np.ndarray or None*) – Training data. Ignored. Only used for time series.
- **y_train** (*pd.Series or None*) – Training labels. Ignored. Only used for time series.

Returns Predicted values.

Return type pd.Series

save(*self*, *file_path*, *pickle_protocol=cloudpickle.DEFAULT_PROTOCOL*)

Saves pipeline at file path.

Parameters

- **file_path** (*str*) – Location to save file.
- **pickle_protocol** (*int*) – The pickle data stream format.

score(*self*, *X*, *y*, *objectives*, *X_train=None*, *y_train=None*)

Evaluate model performance on current and additional objectives.

Parameters

- **X** (*pd.DataFrame, or np.ndarray*) – Data of shape [n_samples, n_features]
- **y** (*pd.Series, or np.ndarray*) – True values of length [n_samples]
- **objectives** (*list*) – Non-empty list of objectives to score on
- **X_train** (*pd.DataFrame or np.ndarray or None*) – Training data. Ignored. Only used for time series.
- **y_train** (*pd.Series or None*) – Training labels. Ignored. Only used for time series.

Returns Ordered dictionary of objective scores.

Return type dict

property summary(*self*)

A short summary of the pipeline structure, describing the list of components used.

Example: Logistic Regression Classifier w/ Simple Imputer + One Hot Encoder

Returns A string describing the pipeline structure.

transform(*self*, *X*, *y=None*)

Transform the input.

Parameters

- **X** (*pd.DataFrame, or np.ndarray*) – Data of shape [n_samples, n_features].
- **y** (*pd.Series*) – The target data of length [n_samples]. Defaults to None.

Returns Transformed output.

Return type pd.DataFrame

transform_all_but_final(*self*, *X*, *y=None*, *X_train=None*, *y_train=None*)

Transforms the data by applying all pre-processing components.

Parameters

- **X** (*pd.DataFrame*) – Input data to the pipeline to transform.
- **y** (*pd.Series or None*) – Targets corresponding to X. Optional.

- **X_train** (*pd.DataFrame or np.ndarray or None*) – Training data. Only used for time series.
- **y_train** (*pd.Series or None*) – Training labels. Only used for time series.

Returns New transformed features.

Return type pd.DataFrame

time_series_classification_pipelines

Pipeline base class for time-series classification problems.

Module Contents

Classes Summary

TimeSeriesBinaryClassificationPipeline	Pipeline base class for time series binary classification problems.
TimeSeriesClassificationPipeline	Pipeline base class for time series classification problems.
TimeSeriesMulticlassClassificationPipeline	Pipeline base class for time series multiclass classification problems.

Contents

class evalml.pipelines.time_series_classification_pipelines.**TimeSeriesBinaryClassificationP**

Pipeline base class for time series binary classification problems.

Parameters

- **component_graph** (*list or dict*) – List of components in order. Accepts strings or ComponentBase subclasses in the list. Note that when duplicate components are specified in a list, the duplicate component names will be modified with the component's index in the list. For example, the component graph [Imputer, One Hot Encoder, Imputer, Logistic Regression Classifier] will have names ["Imputer", "One Hot Encoder", "Imputer_2", "Logistic Regression Classifier"]
- **parameters** (*dict*) – Dictionary with component names as keys and dictionary of that component's parameters as values. An empty dictionary {} implies using all default values for component parameters. Pipeline-level parameters such as time_index, gap, and max_delay must be specified with the "pipeline" key. For example: Pipeline(parameters={"pipeline": {"time_index": "Date", "max_delay": 4, "gap": 2}}).
- **random_seed** (*int*) – Seed for the random number generator. Defaults to 0.

Example

```
>>> pipeline = TimeSeriesBinaryClassificationPipeline(component_graph=["Simple␣
↪Imputer", "Logistic Regression Classifier"],
...                                                    parameters={"Logistic␣
↪Regression Classifier": {"penalty": "elasticnet",
...                                                                                ␣
↪                   "solver": "liblinear"},
...                                                                 "pipeline": {
↪"gap": 1, "max_delay": 1, "forecast_horizon": 1, "time_index": "date"}},
...                                                    custom_name="My␣
↪TimeSeriesBinary Pipeline")
...
>>> assert pipeline.custom_name == "My TimeSeriesBinary Pipeline"
>>> assert pipeline.component_graph.component_dict.keys() == {'Simple Imputer',
↪'Logistic Regression Classifier'}
...
>>> assert pipeline.parameters == {
...     'Simple Imputer': {'impute_strategy': 'most_frequent', 'fill_value': None}
↪,
...     'Logistic Regression Classifier': {'penalty': 'elasticnet',
...                                        'C': 1.0,
...                                        'n_jobs': -1,
...                                        'multi_class': 'auto',
...                                        'solver': 'liblinear'},
...     'pipeline': {'gap': 1, 'max_delay': 1, 'forecast_horizon': 1, 'time_index
↪': "date"}}
```

Attributes

problem_type	None

Methods

can_tune_threshold_with_objective	Determine whether the threshold of a binary classification pipeline can be tuned.
*classes_*	Gets the class names for the pipeline. Will return None before pipeline is fit.
clone	Constructs a new pipeline with the same components, parameters, and random seed.
create_objectives	Create objective instances from a list of strings or objective classes.
custom_name	Custom name of the pipeline.
describe	Outputs pipeline details including component parameters.
feature_importance	Importance associated with each feature. Features dropped by the feature selection are excluded.
fit	Build a model.
get_component	Returns component by name.
get_hyperparameter_ranges	Returns hyperparameter ranges from all components as a dictionary.
graph	Generate an image representing the pipeline graph.

continues on next page

Table 659 – continued from previous page

graph_feature_importance	Generate a bar graph of the pipeline's feature importance.
graph_json	Generates a JSON with nodes consisting of the component names and parameters, and edges detailing component relationships.
inverse_transform	Apply component inverse_transform methods to estimator predictions in reverse order.
load	Loads pipeline at file path.
model_family	Returns model family of this pipeline.
name	Name of the pipeline.
new	Constructs a new instance of the pipeline with the same component graph but with a different set of parameters. Not to be confused with python's __new__ method.
optimize_threshold	Optimize the pipeline threshold given the objective to use. Only used for binary problems with objectives whose thresholds can be tuned.
parameters	Parameter dictionary for this pipeline.
predict	Predict on future data where target is not known.
predict_in_sample	Predict on future data where the target is known, e.g. cross validation.
predict_proba	Predict on future data where the target is unknown.
predict_proba_in_sample	Predict on future data where the target is known, e.g. cross validation.
save	Saves pipeline at file path.
score	Evaluate model performance on current and additional objectives.
summary	A short summary of the pipeline structure, describing the list of components used.
threshold	Threshold used to make a prediction. Defaults to None.
transform	Transform the input.
transform_all_but_final	Transforms the data by applying all pre-processing components.

can_tune_threshold_with_objective(*self*, *objective*)

Determine whether the threshold of a binary classification pipeline can be tuned.

Parameters **objective** (*ObjectiveBase*) – Primary AutoMLSearch objective.

Returns True if the pipeline threshold can be tuned.

Return type bool

property classes_(*self*)

Gets the class names for the pipeline. Will return None before pipeline is fit.

clone(*self*)

Constructs a new pipeline with the same components, parameters, and random seed.

Returns A new instance of this pipeline with identical components, parameters, and random seed.

static create_objectives(*objectives*)

Create objective instances from a list of strings or objective classes.

property custom_name (*self*)
Custom name of the pipeline.

describe (*self*, *return_dict=False*)
Outputs pipeline details including component parameters.

Parameters **return_dict** (*bool*) – If True, return dictionary of information about pipeline. Defaults to False.

Returns Dictionary of all component parameters if return_dict is True, else None.

Return type dict

property feature_importance (*self*)
Importance associated with each feature. Features dropped by the feature selection are excluded.

Returns Feature names and their corresponding importance

Return type pd.DataFrame

abstract fit (*self*, *X*, *y*)
Build a model.

Parameters

- **X** (*pd.DataFrame or np.ndarray*) – The input training data of shape [n_samples, n_features].
- **y** (*pd.Series, np.ndarray*) – The target training data of length [n_samples].

Returns self

get_component (*self*, *name*)
Returns component by name.

Parameters **name** (*str*) – Name of component.

Returns Component to return

Return type Component

get_hyperparameter_ranges (*self*, *custom_hyperparameters*)
Returns hyperparameter ranges from all components as a dictionary.

Parameters **custom_hyperparameters** (*dict*) – Custom hyperparameters for the pipeline.

Returns Dictionary of hyperparameter ranges for each component in the pipeline.

Return type dict

graph (*self*, *filepath=None*)
Generate an image representing the pipeline graph.

Parameters **filepath** (*str, optional*) – Path to where the graph should be saved. If set to None (as by default), the graph will not be saved.

Returns Graph object that can be directly displayed in Jupyter notebooks.

Return type graphviz.Digraph

Raises

- **RuntimeError** – If graphviz is not installed.
- **ValueError** – If path is not writeable.

graph_feature_importance(*self*, *importance_threshold=0*)

Generate a bar graph of the pipeline's feature importance.

Parameters **importance_threshold** (*float, optional*) – If provided, graph features with a permutation importance whose absolute value is larger than importance_threshold. Defaults to zero.

Returns A bar graph showing features and their corresponding importance.

Return type plotly.Figure

Raises **ValueError** – If importance threshold is not valid.

graph_json(*self*)

Generates a JSON with nodes consisting of the component names and parameters, and edges detailing component relationships.

x_edges specifies from which component feature data is being passed. y_edges specifies from which component target data is being passed. This can be used to build graphs across a variety of visualization tools. Template: {"Nodes": {"component_name": {"Name": class_name, "Parameters": parameters_attributes}, ...}}, "x_edges": [[from_component_name, to_component_name], [from_component_name, to_component_name], ...], "y_edges": [[from_component_name, to_component_name], [from_component_name, to_component_name], ...]}

Returns A serialized JSON representation of a DAG structure.

Return type dag_json (str)

inverse_transform(*self*, *y*)

Apply component inverse_transform methods to estimator predictions in reverse order.

Components that implement inverse_transform are PolynomialDetrender, LogTransformer, LabelEncoder (tbd).

Parameters **y** (*pd.Series*) – Final component features.

Returns The inverse transform of the target.

Return type pd.Series

static load(*file_path*)

Loads pipeline at file path.

Parameters **file_path** (*str*) – Location to load file.

Returns PipelineBase object

property model_family(*self*)

Returns model family of this pipeline.

property name(*self*)

Name of the pipeline.

new(*self*, *parameters*, *random_seed=0*)

Constructs a new instance of the pipeline with the same component graph but with a different set of parameters. Not to be confused with python's __new__ method.

Parameters

- **parameters** (*dict*) – Dictionary with component names as keys and dictionary of that component's parameters as values. An empty dictionary or None implies using all default values for component parameters. Defaults to None.
- **random_seed** (*int*) – Seed for the random number generator. Defaults to 0.

Returns A new instance of this pipeline with identical components.

optimize_threshold(*self*, *X*, *y*, *y_pred_proba*, *objective*)

Optimize the pipeline threshold given the objective to use. Only used for binary problems with objectives whose thresholds can be tuned.

Parameters

- **X** (*pd.DataFrame*) – Input features.
- **y** (*pd.Series*) – Input target values.
- **y_pred_proba** (*pd.Series*) – The predicted probabilities of the target outputted by the pipeline.
- **objective** (*ObjectiveBase*) – The objective to threshold with. Must have a tunable threshold.

Raises **ValueError** – If objective is not optimizable.

property parameters(*self*)

Parameter dictionary for this pipeline.

Returns Dictionary of all component parameters.

Return type dict

predict(*self*, *X*, *objective=None*, *X_train=None*, *y_train=None*)

Predict on future data where target is not known.

Parameters

- **X** (*pd.DataFrame, or np.ndarray*) – Data of shape [n_samples, n_features].
- **objective** (*Object or string*) – The objective to use to make predictions.
- **X_train** (*pd.DataFrame or np.ndarray or None*) – Training data.
- **y_train** (*pd.Series or None*) – Training labels.

Raises **ValueError** – If final component is not an Estimator.

Returns Predictions.

predict_in_sample(*self*, *X*, *y*, *X_train*, *y_train*, *objective=None*)

Predict on future data where the target is known, e.g. cross validation.

Parameters

- **X** (*pd.DataFrame*) – Future data of shape [n_samples, n_features].
- **y** (*pd.Series*) – Future target of shape [n_samples].
- **X_train** (*pd.DataFrame*) – Data the pipeline was trained on of shape [n_samples_train, n_feautures].
- **y_train** (*pd.Series*) – Targets used to train the pipeline of shape [n_samples_train].
- **objective** (*ObjectiveBase, str*) – Objective used to threshold predicted probabilities, optional. Defaults to None.

Returns Estimated labels.

Return type pd.Series

Raises **ValueError** – If objective is not defined for time-series binary classification problems.

predict_proba (*self*, *X*, *X_train=None*, *y_train=None*)
Predict on future data where the target is unknown.

Parameters

- **X** (*pd.DataFrame or np.ndarray*) – Future data of shape [n_samples, n_features].
- **X_train** (*pd.DataFrame, np.ndarray*) – Data the pipeline was trained on of shape [n_samples_train, n_features].
- **y_train** (*pd.Series, np.ndarray*) – Targets used to train the pipeline of shape [n_samples_train].

Returns Estimated probabilities.

Return type pd.Series

Raises **ValueError** – If final component is not an Estimator.

predict_proba_in_sample (*self*, *X_holdout*, *y_holdout*, *X_train*, *y_train*)
Predict on future data where the target is known, e.g. cross validation.

Parameters

- **X_holdout** (*pd.DataFrame or np.ndarray*) – Future data of shape [n_samples, n_features].
- **y_holdout** (*pd.Series, np.ndarray*) – Future target of shape [n_samples].
- **X_train** (*pd.DataFrame, np.ndarray*) – Data the pipeline was trained on of shape [n_samples_train, n_features].
- **y_train** (*pd.Series, np.ndarray*) – Targets used to train the pipeline of shape [n_samples_train].

Returns Estimated probabilities.

Return type pd.Series

Raises **ValueError** – If the final component is not an Estimator.

save (*self*, *file_path*, *pickle_protocol=cloudpickle.DEFAULT_PROTOCOL*)
Saves pipeline at file path.

Parameters

- **file_path** (*str*) – Location to save file.
- **pickle_protocol** (*int*) – The pickle data stream format.

score (*self*, *X*, *y*, *objectives*, *X_train=None*, *y_train=None*)
Evaluate model performance on current and additional objectives.

Parameters

- **X** (*pd.DataFrame or np.ndarray*) – Data of shape [n_samples, n_features].
- **y** (*pd.Series*) – True labels of length [n_samples].
- **objectives** (*list*) – Non-empty list of objectives to score on.
- **X_train** (*pd.DataFrame, np.ndarray*) – Data the pipeline was trained on of shape [n_samples_train, n_features].
- **y_train** (*pd.Series, np.ndarray*) – Targets used to train the pipeline of shape [n_samples_train].

Returns Ordered dictionary of objective scores.

Return type dict

property summary(*self*)

A short summary of the pipeline structure, describing the list of components used.

Example: Logistic Regression Classifier w/ Simple Imputer + One Hot Encoder

Returns A string describing the pipeline structure.

property threshold(*self*)

Threshold used to make a prediction. Defaults to None.

transform(*self*, *X*, *y=None*)

Transform the input.

Parameters

- **X** (*pd.DataFrame, or np.ndarray*) – Data of shape [n_samples, n_features].
- **y** (*pd.Series*) – The target data of length [n_samples]. Defaults to None.

Returns Transformed output.

Return type pd.DataFrame

transform_all_but_final(*self*, *X*, *y=None*, *X_train=None*, *y_train=None*)

Transforms the data by applying all pre-processing components.

Parameters

- **X** (*pd.DataFrame*) – Input data to the pipeline to transform.
- **y** (*pd.Series*) – Targets corresponding to the pipeline targets.
- **X_train** (*pd.DataFrame*) – Training data used to generate generates from past observations.
- **y_train** (*pd.Series*) – Training targets used to generate features from past observations.

Returns New transformed features.

Return type pd.DataFrame

class evalml.pipelines.time_series_classification_pipelines.**TimeSeriesClassificationPipeli**

Pipeline base class for time series classification problems.

Parameters

- **component_graph** (*ComponentGraph, list, dict*) – ComponentGraph instance, list of components in order, or dictionary of components. Accepts strings or ComponentBase subclasses in the list. Note that when duplicate components are specified in a list, the duplicate component names will be modified with the component's index in the list.

For example, the component graph [Imputer, One Hot Encoder, Imputer, Logistic Regression Classifier] will have names ["Imputer", "One Hot Encoder", "Imputer_2", "Logistic Regression Classifier"]

- **parameters** (*dict*) – Dictionary with component names as keys and dictionary of that component's parameters as values. An empty dictionary {} implies using all default values for component parameters. Pipeline-level parameters such as time_index, gap, and max_delay must be specified with the "pipeline" key. For example: Pipeline(parameters={"pipeline": {"time_index": "Date", "max_delay": 4, "gap": 2}}).
- **random_seed** (*int*) – Seed for the random number generator. Defaults to 0.

Attributes

problem_type	None

Methods

can_tune_threshold_with_objective	Determine whether the threshold of a binary classification pipeline can be tuned.
*classes_*	Gets the class names for the pipeline. Will return None before pipeline is fit.
clone	Constructs a new pipeline with the same components, parameters, and random seed.
create_objectives	Create objective instances from a list of strings or objective classes.
custom_name	Custom name of the pipeline.
describe	Outputs pipeline details including component parameters.
feature_importance	Importance associated with each feature. Features dropped by the feature selection are excluded.
fit	Build a model.
get_component	Returns component by name.
get_hyperparameter_ranges	Returns hyperparameter ranges from all components as a dictionary.
graph	Generate an image representing the pipeline graph.
graph_feature_importance	Generate a bar graph of the pipeline's feature importance.
graph_json	Generates a JSON with nodes consisting of the component names and parameters, and edges detailing component relationships.
inverse_transform	Apply component inverse_transform methods to estimator predictions in reverse order.
load	Loads pipeline at file path.
model_family	Returns model family of this pipeline.
name	Name of the pipeline.
new	Constructs a new instance of the pipeline with the same component graph but with a different set of parameters. Not to be confused with python's __new__ method.
parameters	Parameter dictionary for this pipeline.
predict	Predict on future data where target is not known.

continues on next page

Table 660 – continued from previous page

predict_in_sample	Predict on future data where the target is known, e.g. cross validation.
predict_proba	Predict on future data where the target is unknown.
predict_proba_in_sample	Predict on future data where the target is known, e.g. cross validation.
save	Saves pipeline at file path.
score	Evaluate model performance on current and additional objectives.
summary	A short summary of the pipeline structure, describing the list of components used.
transform	Transform the input.
transform_all_but_final	Transforms the data by applying all pre-processing components.

can_tune_threshold_with_objective(*self*, *objective*)

Determine whether the threshold of a binary classification pipeline can be tuned.

Parameters **objective** (*ObjectiveBase*) – Primary AutoMLSearch objective.

Returns True if the pipeline threshold can be tuned.

Return type bool

property classes_(*self*)

Gets the class names for the pipeline. Will return None before pipeline is fit.

clone(*self*)

Constructs a new pipeline with the same components, parameters, and random seed.

Returns A new instance of this pipeline with identical components, parameters, and random seed.

static create_objectives(*objectives*)

Create objective instances from a list of strings or objective classes.

property custom_name(*self*)

Custom name of the pipeline.

describe(*self*, *return_dict=False*)

Outputs pipeline details including component parameters.

Parameters **return_dict** (*bool*) – If True, return dictionary of information about pipeline. Defaults to False.

Returns Dictionary of all component parameters if return_dict is True, else None.

Return type dict

property feature_importance(*self*)

Importance associated with each feature. Features dropped by the feature selection are excluded.

Returns Feature names and their corresponding importance

Return type pd.DataFrame

abstract fit(*self*, *X*, *y*)

Build a model.

Parameters

- **X** (*pd.DataFrame or np.ndarray*) – The input training data of shape [n_samples, n_features].

- **y** (*pd.Series, np.ndarray*) – The target training data of length [n_samples].

Returns self

get_component (*self, name*)

Returns component by name.

Parameters **name** (*str*) – Name of component.

Returns Component to return

Return type Component

get_hyperparameter_ranges (*self, custom_hyperparameters*)

Returns hyperparameter ranges from all components as a dictionary.

Parameters **custom_hyperparameters** (*dict*) – Custom hyperparameters for the pipeline.

Returns Dictionary of hyperparameter ranges for each component in the pipeline.

Return type dict

graph (*self, filepath=None*)

Generate an image representing the pipeline graph.

Parameters **filepath** (*str, optional*) – Path to where the graph should be saved. If set to None (as by default), the graph will not be saved.

Returns Graph object that can be directly displayed in Jupyter notebooks.

Return type graphviz.Digraph

Raises

- **RuntimeError** – If graphviz is not installed.
- **ValueError** – If path is not writeable.

graph_feature_importance (*self, importance_threshold=0*)

Generate a bar graph of the pipeline's feature importance.

Parameters **importance_threshold** (*float, optional*) – If provided, graph features with a permutation importance whose absolute value is larger than importance_threshold. Defaults to zero.

Returns A bar graph showing features and their corresponding importance.

Return type plotly.Figure

Raises **ValueError** – If importance threshold is not valid.

graph_json (*self*)

Generates a JSON with nodes consisting of the component names and parameters, and edges detailing component relationships.

x_edges specifies from which component feature data is being passed. y_edges specifies from which component target data is being passed. This can be used to build graphs across a variety of visualization tools. Template: {"Nodes": {"component_name": {"Name": class_name, "Parameters": parameters_attributes}, ...}}, "x_edges": [[from_component_name, to_component_name], [from_component_name, to_component_name], ...], "y_edges": [[from_component_name, to_component_name], [from_component_name, to_component_name], ...]}

Returns A serialized JSON representation of a DAG structure.

Return type dag_json (str)

inverse_transform(*self*, *y*)
Apply component inverse_transform methods to estimator predictions in reverse order.

Components that implement inverse_transform are PolynomialDetrender, LogTransformer, LabelEncoder (tbd).

Parameters **y** (*pd.Series*) – Final component features.

Returns The inverse transform of the target.

Return type pd.Series

static load(*file_path*)
Loads pipeline at file path.

Parameters **file_path** (*str*) – Location to load file.

Returns PipelineBase object

property model_family(*self*)
Returns model family of this pipeline.

property name(*self*)
Name of the pipeline.

new(*self*, *parameters*, *random_seed=0*)
Constructs a new instance of the pipeline with the same component graph but with a different set of parameters. Not to be confused with python's __new__ method.

Parameters

- **parameters** (*dict*) – Dictionary with component names as keys and dictionary of that component's parameters as values. An empty dictionary or None implies using all default values for component parameters. Defaults to None.
- **random_seed** (*int*) – Seed for the random number generator. Defaults to 0.

Returns A new instance of this pipeline with identical components.

property parameters(*self*)
Parameter dictionary for this pipeline.

Returns Dictionary of all component parameters.

Return type dict

predict(*self*, *X*, *objective=None*, *X_train=None*, *y_train=None*)
Predict on future data where target is not known.

Parameters

- **X** (*pd.DataFrame, or np.ndarray*) – Data of shape [n_samples, n_features].
- **objective** (*Object or string*) – The objective to use to make predictions.
- **X_train** (*pd.DataFrame or np.ndarray or None*) – Training data.
- **y_train** (*pd.Series or None*) – Training labels.

Raises **ValueError** – If final component is not an Estimator.

Returns Predictions.

predict_in_sample(*self*, *X*, *y*, *X_train*, *y_train*, *objective=None*)
Predict on future data where the target is known, e.g. cross validation.

Note: we cast y as ints first to address boolean values that may be returned from calculating predictions which we would not be able to otherwise transform if we originally had integer targets.

Parameters

- **X** (*pd.DataFrame or np.ndarray*) – Future data of shape [n_samples, n_features].
- **y** (*pd.Series, np.ndarray*) – Future target of shape [n_samples].
- **X_train** (*pd.DataFrame, np.ndarray*) – Data the pipeline was trained on of shape [n_samples_train, n_features].
- **y_train** (*pd.Series, np.ndarray*) – Targets used to train the pipeline of shape [n_samples_train].
- **objective** (*ObjectiveBase, str, None*) – Objective used to threshold predicted probabilities, optional.

Returns Estimated labels.

Return type pd.Series

Raises **ValueError** – If final component is not an Estimator.

predict_proba(*self*, *X*, *X_train=None*, *y_train=None*)

Predict on future data where the target is unknown.

Parameters

- **X** (*pd.DataFrame or np.ndarray*) – Future data of shape [n_samples, n_features].
- **X_train** (*pd.DataFrame, np.ndarray*) – Data the pipeline was trained on of shape [n_samples_train, n_features].
- **y_train** (*pd.Series, np.ndarray*) – Targets used to train the pipeline of shape [n_samples_train].

Returns Estimated probabilities.

Return type pd.Series

Raises **ValueError** – If final component is not an Estimator.

predict_proba_in_sample(*self*, *X_holdout*, *y_holdout*, *X_train*, *y_train*)

Predict on future data where the target is known, e.g. cross validation.

Parameters

- **X_holdout** (*pd.DataFrame or np.ndarray*) – Future data of shape [n_samples, n_features].
- **y_holdout** (*pd.Series, np.ndarray*) – Future target of shape [n_samples].
- **X_train** (*pd.DataFrame, np.ndarray*) – Data the pipeline was trained on of shape [n_samples_train, n_features].
- **y_train** (*pd.Series, np.ndarray*) – Targets used to train the pipeline of shape [n_samples_train].

Returns Estimated probabilities.

Return type pd.Series

Raises **ValueError** – If the final component is not an Estimator.

save (*self*, *file_path*, *pickle_protocol=cloudpickle.DEFAULT_PROTOCOL*)
Saves pipeline at file path.

Parameters

- **file_path** (*str*) – Location to save file.
- **pickle_protocol** (*int*) – The pickle data stream format.

score (*self*, *X*, *y*, *objectives*, *X_train=None*, *y_train=None*)
Evaluate model performance on current and additional objectives.

Parameters

- **X** (*pd.DataFrame or np.ndarray*) – Data of shape [n_samples, n_features].
- **y** (*pd.Series*) – True labels of length [n_samples].
- **objectives** (*list*) – Non-empty list of objectives to score on.
- **X_train** (*pd.DataFrame, np.ndarray*) – Data the pipeline was trained on of shape [n_samples_train, n_features].
- **y_train** (*pd.Series, np.ndarray*) – Targets used to train the pipeline of shape [n_samples_train].

Returns Ordered dictionary of objective scores.

Return type dict

property summary (*self*)
A short summary of the pipeline structure, describing the list of components used.

Example: Logistic Regression Classifier w/ Simple Imputer + One Hot Encoder

Returns A string describing the pipeline structure.

transform (*self*, *X*, *y=None*)
Transform the input.

Parameters

- **X** (*pd.DataFrame, or np.ndarray*) – Data of shape [n_samples, n_features].
- **y** (*pd.Series*) – The target data of length [n_samples]. Defaults to None.

Returns Transformed output.

Return type pd.DataFrame

transform_all_but_final (*self*, *X*, *y=None*, *X_train=None*, *y_train=None*)
Transforms the data by applying all pre-processing components.

Parameters

- **X** (*pd.DataFrame*) – Input data to the pipeline to transform.
- **y** (*pd.Series*) – Targets corresponding to the pipeline targets.
- **X_train** (*pd.DataFrame*) – Training data used to generate generates from past observations.
- **y_train** (*pd.Series*) – Training targets used to generate features from past observations.

Returns New transformed features.

Return type pd.DataFrame

class evalml.pipelines.time_series_classification_pipelines.**TimeSeriesMulticlassClassificat**

Pipeline base class for time series multiclass classification problems.

Parameters

- **component_graph** (*list or dict*) – List of components in order. Accepts strings or ComponentBase subclasses in the list. Note that when duplicate components are specified in a list, the duplicate component names will be modified with the component's index in the list. For example, the component graph [Imputer, One Hot Encoder, Imputer, Logistic Regression Classifier] will have names ["Imputer", "One Hot Encoder", "Imputer_2", "Logistic Regression Classifier"]
- **parameters** (*dict*) – Dictionary with component names as keys and dictionary of that component's parameters as values. An empty dictionary {} implies using all default values for component parameters. Pipeline-level parameters such as time_index, gap, and max_delay must be specified with the "pipeline" key. For example: Pipeline(parameters={"pipeline": {"time_index": "Date", "max_delay": 4, "gap": 2}}).
- **random_seed** (*int*) – Seed for the random number generator. Defaults to 0.

Example

```
>>> pipeline = TimeSeriesMulticlassClassificationPipeline(component_graph=[
↪"Simple Imputer", "Logistic Regression Classifier"],
...                                                     parameters={"Logistic␣
↪Regression Classifier": {"penalty": "elasticnet",
...                                                                          ␣
↪                        "solver": "liblinear"},
...                                                                 "pipeline":
↪{"gap": 1, "max_delay": 1, "forecast_horizon": 1, "time_index": "date"}},
...                                                     custom_name="My␣
↪TimeSeriesMulticlass Pipeline")
>>> assert pipeline.custom_name == "My TimeSeriesMulticlass Pipeline"
>>> assert pipeline.component_graph.component_dict.keys() == {'Simple Imputer',
↪'Logistic Regression Classifier'}
>>> assert pipeline.parameters == {
...  'Simple Imputer': {'impute_strategy': 'most_frequent', 'fill_value': None},
...  'Logistic Regression Classifier': {'penalty': 'elasticnet',
...                                     'C': 1.0,
...                                     'n_jobs': -1,
...                                     'multi_class': 'auto',
...                                     'solver': 'liblinear'},
...     'pipeline': {'gap': 1, 'max_delay': 1, 'forecast_horizon': 1, 'time_index
↪': "date"}}
```

Attributes

problem_type	ProblemTypes.TIME_SERIES_MULTICLASS

Methods

can_tune_threshold_with_objective	Determine whether the threshold of a binary classification pipeline can be tuned.
*classes_*	Gets the class names for the pipeline. Will return None before pipeline is fit.
clone	Constructs a new pipeline with the same components, parameters, and random seed.
create_objectives	Create objective instances from a list of strings or objective classes.
custom_name	Custom name of the pipeline.
describe	Outputs pipeline details including component parameters.
feature_importance	Importance associated with each feature. Features dropped by the feature selection are excluded.
fit	Build a model.
get_component	Returns component by name.
get_hyperparameter_ranges	Returns hyperparameter ranges from all components as a dictionary.
graph	Generate an image representing the pipeline graph.
graph_feature_importance	Generate a bar graph of the pipeline's feature importance.
graph_json	Generates a JSON with nodes consisting of the component names and parameters, and edges detailing component relationships.
inverse_transform	Apply component inverse_transform methods to estimator predictions in reverse order.
load	Loads pipeline at file path.
model_family	Returns model family of this pipeline.
name	Name of the pipeline.
new	Constructs a new instance of the pipeline with the same component graph but with a different set of parameters. Not to be confused with python's __new__ method.
parameters	Parameter dictionary for this pipeline.
predict	Predict on future data where target is not known.
predict_in_sample	Predict on future data where the target is known, e.g. cross validation.
predict_proba	Predict on future data where the target is unknown.
predict_proba_in_sample	Predict on future data where the target is known, e.g. cross validation.
save	Saves pipeline at file path.
score	Evaluate model performance on current and additional objectives.
summary	A short summary of the pipeline structure, describing the list of components used.
transform	Transform the input.
transform_all_but_final	Transforms the data by applying all pre-processing components.

can_tune_threshold_with_objective(*self*, *objective*)

Determine whether the threshold of a binary classification pipeline can be tuned.

Parameters **objective** (*ObjectiveBase*) – Primary AutoMLSearch objective.

Returns True if the pipeline threshold can be tuned.

Return type bool

property classes_ (*self*)
Gets the class names for the pipeline. Will return None before pipeline is fit.

clone (*self*)
Constructs a new pipeline with the same components, parameters, and random seed.

Returns A new instance of this pipeline with identical components, parameters, and random seed.

static create_objectives (*objectives*)
Create objective instances from a list of strings or objective classes.

property custom_name (*self*)
Custom name of the pipeline.

describe (*self*, *return_dict=False*)
Outputs pipeline details including component parameters.

Parameters **return_dict** (*bool*) – If True, return dictionary of information about pipeline. Defaults to False.

Returns Dictionary of all component parameters if return_dict is True, else None.

Return type dict

property feature_importance (*self*)
Importance associated with each feature. Features dropped by the feature selection are excluded.

Returns Feature names and their corresponding importance

Return type pd.DataFrame

abstract fit (*self*, *X*, *y*)
Build a model.

Parameters

- **X** (*pd.DataFrame or np.ndarray*) – The input training data of shape [n_samples, n_features].
- **y** (*pd.Series, np.ndarray*) – The target training data of length [n_samples].

Returns self

get_component (*self*, *name*)
Returns component by name.

Parameters **name** (*str*) – Name of component.

Returns Component to return

Return type Component

get_hyperparameter_ranges (*self*, *custom_hyperparameters*)
Returns hyperparameter ranges from all components as a dictionary.

Parameters **custom_hyperparameters** (*dict*) – Custom hyperparameters for the pipeline.

Returns Dictionary of hyperparameter ranges for each component in the pipeline.

Return type dict

graph (*self*, *filepath=None*)

Generate an image representing the pipeline graph.

Parameters **filepath** (*str, optional*) – Path to where the graph should be saved. If set to None (as by default), the graph will not be saved.

Returns Graph object that can be directly displayed in Jupyter notebooks.

Return type graphviz.Digraph

Raises

- **RuntimeError** – If graphviz is not installed.
- **ValueError** – If path is not writeable.

graph_feature_importance (*self*, *importance_threshold=0*)

Generate a bar graph of the pipeline's feature importance.

Parameters **importance_threshold** (*float, optional*) – If provided, graph features with a permutation importance whose absolute value is larger than importance_threshold. Defaults to zero.

Returns A bar graph showing features and their corresponding importance.

Return type plotly.Figure

Raises **ValueError** – If importance threshold is not valid.

graph_json (*self*)

Generates a JSON with nodes consisting of the component names and parameters, and edges detailing component relationships.

x_edges specifies from which component feature data is being passed. y_edges specifies from which component target data is being passed. This can be used to build graphs across a variety of visualization tools. Template: {"Nodes": {"component_name": {"Name": class_name, "Parameters": parameters_attributes}, ...}}, "x_edges": [[from_component_name, to_component_name], [from_component_name, to_component_name], ...], "y_edges": [[from_component_name, to_component_name], [from_component_name, to_component_name], ...]}

Returns A serialized JSON representation of a DAG structure.

Return type dag_json (str)

inverse_transform (*self*, *y*)

Apply component inverse_transform methods to estimator predictions in reverse order.

Components that implement inverse_transform are PolynomialDetrender, LogTransformer, LabelEncoder (tbd).

Parameters **y** (*pd.Series*) – Final component features.

Returns The inverse transform of the target.

Return type pd.Series

static load (*file_path*)

Loads pipeline at file path.

Parameters **file_path** (*str*) – Location to load file.

Returns PipelineBase object

property model_family(*self*)
Returns model family of this pipeline.

property name(*self*)
Name of the pipeline.

new(*self*, *parameters*, *random_seed=0*)
Constructs a new instance of the pipeline with the same component graph but with a different set of parameters. Not to be confused with python's __new__ method.

Parameters

- **parameters** (*dict*) – Dictionary with component names as keys and dictionary of that component's parameters as values. An empty dictionary or None implies using all default values for component parameters. Defaults to None.
- **random_seed** (*int*) – Seed for the random number generator. Defaults to 0.

Returns A new instance of this pipeline with identical components.

property parameters(*self*)
Parameter dictionary for this pipeline.

Returns Dictionary of all component parameters.

Return type dict

predict(*self*, *X*, *objective=None*, *X_train=None*, *y_train=None*)
Predict on future data where target is not known.

Parameters

- **X** (*pd.DataFrame, or np.ndarray*) – Data of shape [n_samples, n_features].
- **objective** (*Object or string*) – The objective to use to make predictions.
- **X_train** (*pd.DataFrame or np.ndarray or None*) – Training data.
- **y_train** (*pd.Series or None*) – Training labels.

Raises **ValueError** – If final component is not an Estimator.

Returns Predictions.

predict_in_sample(*self*, *X*, *y*, *X_train*, *y_train*, *objective=None*)
Predict on future data where the target is known, e.g. cross validation.

Note: we cast y as ints first to address boolean values that may be returned from calculating predictions which we would not be able to otherwise transform if we originally had integer targets.

Parameters

- **X** (*pd.DataFrame or np.ndarray*) – Future data of shape [n_samples, n_features].
- **y** (*pd.Series, np.ndarray*) – Future target of shape [n_samples].
- **X_train** (*pd.DataFrame, np.ndarray*) – Data the pipeline was trained on of shape [n_samples_train, n_features].
- **y_train** (*pd.Series, np.ndarray*) – Targets used to train the pipeline of shape [n_samples_train].
- **objective** (*ObjectiveBase, str, None*) – Objective used to threshold predicted probabilities, optional.

Returns Estimated labels.

Return type pd.Series

Raises **ValueError** – If final component is not an Estimator.

predict_proba(*self*, *X*, *X_train=None*, *y_train=None*)

Predict on future data where the target is unknown.

Parameters

- **X** (*pd.DataFrame or np.ndarray*) – Future data of shape [n_samples, n_features].
- **X_train** (*pd.DataFrame, np.ndarray*) – Data the pipeline was trained on of shape [n_samples_train, n_features].
- **y_train** (*pd.Series, np.ndarray*) – Targets used to train the pipeline of shape [n_samples_train].

Returns Estimated probabilities.

Return type pd.Series

Raises **ValueError** – If final component is not an Estimator.

predict_proba_in_sample(*self*, *X_holdout*, *y_holdout*, *X_train*, *y_train*)

Predict on future data where the target is known, e.g. cross validation.

Parameters

- **X_holdout** (*pd.DataFrame or np.ndarray*) – Future data of shape [n_samples, n_features].
- **y_holdout** (*pd.Series, np.ndarray*) – Future target of shape [n_samples].
- **X_train** (*pd.DataFrame, np.ndarray*) – Data the pipeline was trained on of shape [n_samples_train, n_features].
- **y_train** (*pd.Series, np.ndarray*) – Targets used to train the pipeline of shape [n_samples_train].

Returns Estimated probabilities.

Return type pd.Series

Raises **ValueError** – If the final component is not an Estimator.

save(*self*, *file_path*, *pickle_protocol=cloudpickle.DEFAULT_PROTOCOL*)

Saves pipeline at file path.

Parameters

- **file_path** (*str*) – Location to save file.
- **pickle_protocol** (*int*) – The pickle data stream format.

score(*self*, *X*, *y*, *objectives*, *X_train=None*, *y_train=None*)

Evaluate model performance on current and additional objectives.

Parameters

- **X** (*pd.DataFrame or np.ndarray*) – Data of shape [n_samples, n_features].
- **y** (*pd.Series*) – True labels of length [n_samples].
- **objectives** (*list*) – Non-empty list of objectives to score on.
- **X_train** (*pd.DataFrame, np.ndarray*) – Data the pipeline was trained on of shape [n_samples_train, n_features].

- **y_train** (*pd.Series, np.ndarray*) – Targets used to train the pipeline of shape [n_samples_train].

Returns Ordered dictionary of objective scores.

Return type dict

property summary(*self*)

A short summary of the pipeline structure, describing the list of components used.

Example: Logistic Regression Classifier w/ Simple Imputer + One Hot Encoder

Returns A string describing the pipeline structure.

transform(*self*, *X*, *y=None*)

Transform the input.

Parameters

- **X** (*pd.DataFrame, or np.ndarray*) – Data of shape [n_samples, n_features].
- **y** (*pd.Series*) – The target data of length [n_samples]. Defaults to None.

Returns Transformed output.

Return type pd.DataFrame

transform_all_but_final(*self*, *X*, *y=None*, *X_train=None*, *y_train=None*)

Transforms the data by applying all pre-processing components.

Parameters

- **X** (*pd.DataFrame*) – Input data to the pipeline to transform.
- **y** (*pd.Series*) – Targets corresponding to the pipeline targets.
- **X_train** (*pd.DataFrame*) – Training data used to generate generates from past observations.
- **y_train** (*pd.Series*) – Training targets used to generate features from past observations.

Returns New transformed features.

Return type pd.DataFrame

time_series_pipeline_base

Pipeline base class for time-series problems.

Module Contents

Classes Summary

TimeSeriesPipelineBase	Pipeline base class for time series problems.

Contents

class evalml.pipelines.time_series_pipeline_base.**TimeSeriesPipelineBase**(*component_graph, parameters=None, custom_name=None, random_seed=0*)

Pipeline base class for time series problems.

Parameters

- **component_graph** (*ComponentGraph, list, dict*) – ComponentGraph instance, list of components in order, or dictionary of components. Accepts strings or ComponentBase subclasses in the list. Note that when duplicate components are specified in a list, the duplicate component names will be modified with the component's index in the list. For example, the component graph [Imputer, One Hot Encoder, Imputer, Logistic Regression Classifier] will have names ["Imputer", "One Hot Encoder", "Imputer_2", "Logistic Regression Classifier"]
- **parameters** (*dict*) – Dictionary with component names as keys and dictionary of that component's parameters as values. An empty dictionary {} implies using all default values for component parameters. Pipeline-level parameters such as time_index, gap, and max_delay must be specified with the "pipeline" key. For example: Pipeline(parameters={"pipeline": {"time_index": "Date", "max_delay": 4, "gap": 2}}).
- **random_seed** (*int*) – Seed for the random number generator. Defaults to 0.

Attributes

problem_type	None

Methods

can_tune_threshold_with_objective	Determine whether the threshold of a binary classification pipeline can be tuned.
clone	Constructs a new pipeline with the same components, parameters, and random seed.
create_objectives	Create objective instances from a list of strings or objective classes.
custom_name	Custom name of the pipeline.
describe	Outputs pipeline details including component parameters.
feature_importance	Importance associated with each feature. Features dropped by the feature selection are excluded.
fit	Build a model.
get_component	Returns component by name.
get_hyperparameter_ranges	Returns hyperparameter ranges from all components as a dictionary.
graph	Generate an image representing the pipeline graph.

continues on next page

Table 663 – continued from previous page

graph_feature_importance	Generate a bar graph of the pipeline's feature importance.
graph_json	Generates a JSON with nodes consisting of the component names and parameters, and edges detailing component relationships.
inverse_transform	Apply component inverse_transform methods to estimator predictions in reverse order.
load	Loads pipeline at file path.
model_family	Returns model family of this pipeline.
name	Name of the pipeline.
new	Constructs a new instance of the pipeline with the same component graph but with a different set of parameters. Not to be confused with python's __new__ method.
parameters	Parameter dictionary for this pipeline.
predict	Predict on future data where target is not known.
predict_in_sample	Predict on future data where the target is known, e.g. cross validation.
save	Saves pipeline at file path.
score	Evaluate model performance on current and additional objectives.
summary	A short summary of the pipeline structure, describing the list of components used.
transform	Transform the input.
transform_all_but_final	Transforms the data by applying all pre-processing components.

can_tune_threshold_with_objective(*self*, *objective*)

Determine whether the threshold of a binary classification pipeline can be tuned.

Parameters **objective** (*ObjectiveBase*) – Primary AutoMLSearch objective.

Returns True if the pipeline threshold can be tuned.

Return type bool

clone(*self*)

Constructs a new pipeline with the same components, parameters, and random seed.

Returns A new instance of this pipeline with identical components, parameters, and random seed.

static create_objectives(*objectives*)

Create objective instances from a list of strings or objective classes.

property custom_name(*self*)

Custom name of the pipeline.

describe(*self*, *return_dict=False*)

Outputs pipeline details including component parameters.

Parameters **return_dict** (*bool*) – If True, return dictionary of information about pipeline. Defaults to False.

Returns Dictionary of all component parameters if return_dict is True, else None.

Return type dict

property feature_importance (*self*)

Importance associated with each feature. Features dropped by the feature selection are excluded.

Returns Feature names and their corresponding importance

Return type pd.DataFrame

abstract fit (*self*, *X*, *y*)

Build a model.

Parameters

- **X** (*pd.DataFrame or np.ndarray*) – The input training data of shape [n_samples, n_features].
- **y** (*pd.Series, np.ndarray*) – The target training data of length [n_samples].

Returns self

get_component (*self*, *name*)

Returns component by name.

Parameters **name** (*str*) – Name of component.

Returns Component to return

Return type Component

get_hyperparameter_ranges (*self*, *custom_hyperparameters*)

Returns hyperparameter ranges from all components as a dictionary.

Parameters **custom_hyperparameters** (*dict*) – Custom hyperparameters for the pipeline.

Returns Dictionary of hyperparameter ranges for each component in the pipeline.

Return type dict

graph (*self*, *filepath=None*)

Generate an image representing the pipeline graph.

Parameters **filepath** (*str, optional*) – Path to where the graph should be saved. If set to None (as by default), the graph will not be saved.

Returns Graph object that can be directly displayed in Jupyter notebooks.

Return type graphviz.Digraph

Raises

- **RuntimeError** – If graphviz is not installed.
- **ValueError** – If path is not writeable.

graph_feature_importance (*self*, *importance_threshold=0*)

Generate a bar graph of the pipeline's feature importance.

Parameters **importance_threshold** (*float, optional*) – If provided, graph features with a permutation importance whose absolute value is larger than importance_threshold. Defaults to zero.

Returns A bar graph showing features and their corresponding importance.

Return type plotly.Figure

Raises **ValueError** – If importance threshold is not valid.

graph_json(*self*)

Generates a JSON with nodes consisting of the component names and parameters, and edges detailing component relationships.

x_edges specifies from which component feature data is being passed. y_edges specifies from which component target data is being passed. This can be used to build graphs across a variety of visualization tools. Template: {"Nodes": {"component_name": {"Name": class_name, "Parameters": parameters_attributes}, ...}}, "x_edges": [[from_component_name, to_component_name], [from_component_name, to_component_name], ...], "y_edges": [[from_component_name, to_component_name], [from_component_name, to_component_name], ...]}

Returns A serialized JSON representation of a DAG structure.

Return type dag_json (str)

inverse_transform(*self*, *y*)

Apply component inverse_transform methods to estimator predictions in reverse order.

Components that implement inverse_transform are PolynomialDetrender, LogTransformer, LabelEncoder (tbd).

Parameters **y** (*pd.Series*) – Final component features.

Returns The inverse transform of the target.

Return type pd.Series

static load(*file_path*)

Loads pipeline at file path.

Parameters **file_path** (*str*) – Location to load file.

Returns PipelineBase object

property model_family(*self*)

Returns model family of this pipeline.

property name(*self*)

Name of the pipeline.

new(*self*, *parameters*, *random_seed=0*)

Constructs a new instance of the pipeline with the same component graph but with a different set of parameters. Not to be confused with python's __new__ method.

Parameters

- **parameters** (*dict*) – Dictionary with component names as keys and dictionary of that component's parameters as values. An empty dictionary or None implies using all default values for component parameters. Defaults to None.
- **random_seed** (*int*) – Seed for the random number generator. Defaults to 0.

Returns A new instance of this pipeline with identical components.

property parameters(*self*)

Parameter dictionary for this pipeline.

Returns Dictionary of all component parameters.

Return type dict

predict(*self*, *X*, *objective=None*, *X_train=None*, *y_train=None*)

Predict on future data where target is not known.

Parameters

- **X** (*pd.DataFrame, or np.ndarray*) – Data of shape [n_samples, n_features].
- **objective** (*Object or string*) – The objective to use to make predictions.
- **X_train** (*pd.DataFrame or np.ndarray or None*) – Training data.
- **y_train** (*pd.Series or None*) – Training labels.

Raises **ValueError** – If final component is not an Estimator.

Returns Predictions.

predict_in_sample (*self*, *X*, *y*, *X_train*, *y_train*, *objective=None*)

Predict on future data where the target is known, e.g. cross validation.

Parameters

- **X** (*pd.DataFrame or np.ndarray*) – Future data of shape [n_samples, n_features]
- **y** (*pd.Series, np.ndarray*) – Future target of shape [n_samples]
- **X_train** (*pd.DataFrame, np.ndarray*) – Data the pipeline was trained on of shape [n_samples_train, n_feautures]
- **y_train** (*pd.Series, np.ndarray*) – Targets used to train the pipeline of shape [n_samples_train]
- **objective** (*ObjectiveBase, str, None*) – Objective used to threshold predicted probabilities, optional.

Returns Estimated labels.

Return type pd.Series

Raises **ValueError** – If final component is not an Estimator.

save (*self*, *file_path*, *pickle_protocol=cloudpickle.DEFAULT_PROTOCOL*)

Saves pipeline at file path.

Parameters

- **file_path** (*str*) – Location to save file.
- **pickle_protocol** (*int*) – The pickle data stream format.

abstract score (*self*, *X*, *y*, *objectives*, *X_train=None*, *y_train=None*)

Evaluate model performance on current and additional objectives.

Parameters

- **X** (*pd.DataFrame or np.ndarray*) – Data of shape [n_samples, n_features].
- **y** (*pd.Series, np.ndarray*) – True labels of length [n_samples].
- **objectives** (*list*) – Non-empty list of objectives to score on.
- **X_train** (*pd.DataFrame or np.ndarray or None*) – Training data. Ignored. Only used for time series.
- **y_train** (*pd.Series or None*) – Training labels. Ignored. Only used for time series.

Returns Ordered dictionary of objective scores.

Return type dict

property summary(*self*)

A short summary of the pipeline structure, describing the list of components used.

Example: Logistic Regression Classifier w/ Simple Imputer + One Hot Encoder

Returns A string describing the pipeline structure.

transform(*self*, *X*, *y=None*)

Transform the input.

Parameters

- **X** (*pd.DataFrame, or np.ndarray*) – Data of shape [n_samples, n_features].
- **y** (*pd.Series*) – The target data of length [n_samples]. Defaults to None.

Returns Transformed output.

Return type pd.DataFrame

transform_all_but_final(*self*, *X*, *y=None*, *X_train=None*, *y_train=None*)

Transforms the data by applying all pre-processing components.

Parameters

- **X** (*pd.DataFrame*) – Input data to the pipeline to transform.
- **y** (*pd.Series*) – Targets corresponding to the pipeline targets.
- **X_train** (*pd.DataFrame*) – Training data used to generate generates from past observations.
- **y_train** (*pd.Series*) – Training targets used to generate features from past observations.

Returns New transformed features.

Return type pd.DataFrame

time_series_regression_pipeline

Pipeline base class for time series regression problems.

Module Contents

Classes Summary

TimeSeriesRegressionPipeline	Pipeline base class for time series regression problems.

Contents

class evalml.pipelines.time_series_regression_pipeline.**TimeSeriesRegressionPipeline**(*componen pa- ram- e- ters=Non cus- tom_nam ran- dom_seed*

Pipeline base class for time series regression problems.

Parameters

- **component_graph** (*ComponentGraph, list, dict*) – ComponentGraph instance, list of components in order, or dictionary of components. Accepts strings or ComponentBase subclasses in the list. Note that when duplicate components are specified in a list, the duplicate component names will be modified with the component's index in the list. For example, the component graph [Imputer, One Hot Encoder, Imputer, Logistic Regression Classifier] will have names ["Imputer", "One Hot Encoder", "Imputer_2", "Logistic Regression Classifier"]
- **parameters** (*dict*) – Dictionary with component names as keys and dictionary of that component's parameters as values. An empty dictionary {} implies using all default values for component parameters. Pipeline-level parameters such as time_index, gap, and max_delay must be specified with the "pipeline" key. For example: Pipeline(parameters={"pipeline": {"time_index": "Date", "max_delay": 4, "gap": 2}}).
- **random_seed** (*int*) – Seed for the random number generator. Defaults to 0.

Example

```
>>> pipeline = TimeSeriesRegressionPipeline(component_graph=["Simple Imputer",
↪"Linear Regressor"],
...                                                      parameters={"Linear␣
↪Regressor": {"normalize": True},
...                                                                  "pipeline":
↪{"gap": 1, "max_delay": 1, "forecast_horizon": 1, "time_index": "date"}},
...                                                      custom_name="My␣
↪TimeSeriesRegression Pipeline")
...
>>> assert pipeline.custom_name == "My TimeSeriesRegression Pipeline"
>>> assert pipeline.component_graph.component_dict.keys() == {'Simple Imputer',
↪'Linear Regressor'}
```

The pipeline parameters will be chosen from the default parameters for every component, unless specific parameters were passed in as they were above.

```
>>> assert pipeline.parameters == {
...     'Simple Imputer': {'impute_strategy': 'most_frequent', 'fill_value': None}
↪,
...     'Linear Regressor': {'fit_intercept': True, 'normalize': True, 'n_jobs': -
↪1},
...     'pipeline': {'gap': 1, 'max_delay': 1, 'forecast_horizon': 1, 'time_index
↪': "date"}}
```

Attributes

problem_type	ProblemTypes.TIME_SERIES_REGRESSION

Methods

can_tune_threshold_with_objective	Determine whether the threshold of a binary classification pipeline can be tuned.
clone	Constructs a new pipeline with the same components, parameters, and random seed.
create_objectives	Create objective instances from a list of strings or objective classes.
custom_name	Custom name of the pipeline.
describe	Outputs pipeline details including component parameters.
feature_importance	Importance associated with each feature. Features dropped by the feature selection are excluded.
fit	Fit a time series pipeline.
get_component	Returns component by name.
get_hyperparameter_ranges	Returns hyperparameter ranges from all components as a dictionary.
graph	Generate an image representing the pipeline graph.
graph_feature_importance	Generate a bar graph of the pipeline's feature importance.
graph_json	Generates a JSON with nodes consisting of the component names and parameters, and edges detailing component relationships.
inverse_transform	Apply component inverse_transform methods to estimator predictions in reverse order.
load	Loads pipeline at file path.
model_family	Returns model family of this pipeline.
name	Name of the pipeline.
new	Constructs a new instance of the pipeline with the same component graph but with a different set of parameters. Not to be confused with python's __new__ method.
parameters	Parameter dictionary for this pipeline.
predict	Predict on future data where target is not known.
predict_in_sample	Predict on future data where the target is known, e.g. cross validation.
save	Saves pipeline at file path.
score	Evaluate model performance on current and additional objectives.
summary	A short summary of the pipeline structure, describing the list of components used.
transform	Transform the input.
transform_all_but_final	Transforms the data by applying all pre-processing components.

can_tune_threshold_with_objective(*self*, *objective*)

Determine whether the threshold of a binary classification pipeline can be tuned.

Parameters **objective** (*ObjectiveBase*) – Primary AutoMLSearch objective.

Returns True if the pipeline threshold can be tuned.

Return type bool

clone (*self*)

Constructs a new pipeline with the same components, parameters, and random seed.

Returns A new instance of this pipeline with identical components, parameters, and random seed.

static create_objectives (*objectives*)

Create objective instances from a list of strings or objective classes.

property custom_name (*self*)

Custom name of the pipeline.

describe (*self*, *return_dict=False*)

Outputs pipeline details including component parameters.

Parameters **return_dict** (*bool*) – If True, return dictionary of information about pipeline. Defaults to False.

Returns Dictionary of all component parameters if return_dict is True, else None.

Return type dict

property feature_importance (*self*)

Importance associated with each feature. Features dropped by the feature selection are excluded.

Returns Feature names and their corresponding importance

Return type pd.DataFrame

fit (*self*, *X*, *y*)

Fit a time series pipeline.

Parameters

- **X** (*pd.DataFrame or np.ndarray*) – The input training data of shape [n_samples, n_features].
- **y** (*pd.Series, np.ndarray*) – The target training targets of length [n_samples].

Returns self

Raises **ValueError** – If the target is not numeric.

get_component (*self*, *name*)

Returns component by name.

Parameters **name** (*str*) – Name of component.

Returns Component to return

Return type Component

get_hyperparameter_ranges (*self*, *custom_hyperparameters*)

Returns hyperparameter ranges from all components as a dictionary.

Parameters **custom_hyperparameters** (*dict*) – Custom hyperparameters for the pipeline.

Returns Dictionary of hyperparameter ranges for each component in the pipeline.

Return type dict

graph (*self*, *filepath=None*)

Generate an image representing the pipeline graph.

Parameters **filepath** (*str, optional*) – Path to where the graph should be saved. If set to None (as by default), the graph will not be saved.

Returns Graph object that can be directly displayed in Jupyter notebooks.

Return type graphviz.Digraph

Raises

- **RuntimeError** – If graphviz is not installed.
- **ValueError** – If path is not writeable.

graph_feature_importance (*self*, *importance_threshold=0*)

Generate a bar graph of the pipeline's feature importance.

Parameters **importance_threshold** (*float, optional*) – If provided, graph features with a permutation importance whose absolute value is larger than importance_threshold. Defaults to zero.

Returns A bar graph showing features and their corresponding importance.

Return type plotly.Figure

Raises **ValueError** – If importance threshold is not valid.

graph_json (*self*)

Generates a JSON with nodes consisting of the component names and parameters, and edges detailing component relationships.

x_edges specifies from which component feature data is being passed. y_edges specifies from which component target data is being passed. This can be used to build graphs across a variety of visualization tools. Template: {"Nodes": {"component_name": {"Name": class_name, "Parameters": parameters_attributes}, ...}}, "x_edges": [[from_component_name, to_component_name], [from_component_name, to_component_name], ...], "y_edges": [[from_component_name, to_component_name], [from_component_name, to_component_name], ...]}

Returns A serialized JSON representation of a DAG structure.

Return type dag_json (str)

inverse_transform (*self*, *y*)

Apply component inverse_transform methods to estimator predictions in reverse order.

Components that implement inverse_transform are PolynomialDetrender, LogTransformer, LabelEncoder (tbd).

Parameters **y** (*pd.Series*) – Final component features.

Returns The inverse transform of the target.

Return type pd.Series

static load (*file_path*)

Loads pipeline at file path.

Parameters **file_path** (*str*) – Location to load file.

Returns PipelineBase object

property model_family (*self*)

Returns model family of this pipeline.

property name (*self*)
Name of the pipeline.

new (*self*, *parameters*, *random_seed=0*)
Constructs a new instance of the pipeline with the same component graph but with a different set of parameters. Not to be confused with python's __new__ method.

Parameters

- **parameters** (*dict*) – Dictionary with component names as keys and dictionary of that component's parameters as values. An empty dictionary or None implies using all default values for component parameters. Defaults to None.
- **random_seed** (*int*) – Seed for the random number generator. Defaults to 0.

Returns A new instance of this pipeline with identical components.

property parameters (*self*)
Parameter dictionary for this pipeline.

Returns Dictionary of all component parameters.

Return type dict

predict (*self*, *X*, *objective=None*, *X_train=None*, *y_train=None*)
Predict on future data where target is not known.

Parameters

- **X** (*pd.DataFrame, or np.ndarray*) – Data of shape [n_samples, n_features].
- **objective** (*Object or string*) – The objective to use to make predictions.
- **X_train** (*pd.DataFrame or np.ndarray or None*) – Training data.
- **y_train** (*pd.Series or None*) – Training labels.

Raises **ValueError** – If final component is not an Estimator.

Returns Predictions.

predict_in_sample (*self*, *X*, *y*, *X_train*, *y_train*, *objective=None*)
Predict on future data where the target is known, e.g. cross validation.

Parameters

- **X** (*pd.DataFrame or np.ndarray*) – Future data of shape [n_samples, n_features]
- **y** (*pd.Series, np.ndarray*) – Future target of shape [n_samples]
- **X_train** (*pd.DataFrame, np.ndarray*) – Data the pipeline was trained on of shape [n_samples_train, n_feautures]
- **y_train** (*pd.Series, np.ndarray*) – Targets used to train the pipeline of shape [n_samples_train]
- **objective** (*ObjectiveBase, str, None*) – Objective used to threshold predicted probabilities, optional.

Returns Estimated labels.

Return type pd.Series

Raises **ValueError** – If final component is not an Estimator.

save (*self*, *file_path*, *pickle_protocol=cloudpickle.DEFAULT_PROTOCOL*)
Saves pipeline at file path.

Parameters

- **file_path** (*str*) – Location to save file.
- **pickle_protocol** (*int*) – The pickle data stream format.

score(*self*, *X*, *y*, *objectives*, *X_train=None*, *y_train=None*)

Evaluate model performance on current and additional objectives.

Parameters

- **X** (*pd.DataFrame or np.ndarray*) – Data of shape [n_samples, n_features].
- **y** (*pd.Series*) – True labels of length [n_samples].
- **objectives** (*list*) – Non-empty list of objectives to score on.
- **X_train** (*pd.DataFrame, np.ndarray*) – Data the pipeline was trained on of shape [n_samples_train, n_feautures].
- **y_train** (*pd.Series, np.ndarray*) – Targets used to train the pipeline of shape [n_samples_train].

Returns Ordered dictionary of objective scores.

Return type dict

property summary(*self*)

A short summary of the pipeline structure, describing the list of components used.

Example: Logistic Regression Classifier w/ Simple Imputer + One Hot Encoder

Returns A string describing the pipeline structure.

transform(*self*, *X*, *y=None*)

Transform the input.

Parameters

- **X** (*pd.DataFrame, or np.ndarray*) – Data of shape [n_samples, n_features].
- **y** (*pd.Series*) – The target data of length [n_samples]. Defaults to None.

Returns Transformed output.

Return type pd.DataFrame

transform_all_but_final(*self*, *X*, *y=None*, *X_train=None*, *y_train=None*)

Transforms the data by applying all pre-processing components.

Parameters

- **X** (*pd.DataFrame*) – Input data to the pipeline to transform.
- **y** (*pd.Series*) – Targets corresponding to the pipeline targets.
- **X_train** (*pd.DataFrame*) – Training data used to generate generates from past observations.
- **y_train** (*pd.Series*) – Training targets used to generate features from past observations.

Returns New transformed features.

Return type pd.DataFrame

utils

Utility methods for EvalML pipelines.

Module Contents

Functions

generate_pipeline_code	Creates and returns a string that contains the Python imports and code required for running the EvalML pipeline.
get_actions_from_option_defaults	Returns a list of actions based on the defaults parameters of each option in the input DataCheckActionOption list.
make_pipeline	Given input data, target data, an estimator class and the problem type, generates a pipeline class with a preprocessing chain which was recommended based on the inputs. The pipeline will be a subclass of the appropriate pipeline base class for the specified problem_type.
make_pipeline_from_actions	Creates a pipeline of components to address the input DataCheckAction list.
make_timeseries_baseline_pipeline	Make a baseline pipeline for time series regression problems.
rows_of_interest	Get the row indices of the data that are closest to the threshold. Works only for binary classification problems and pipelines.

Attributes Summary

logger

Contents

evalml.pipelines.utils.**generate_pipeline_code**(*element*)

Creates and returns a string that contains the Python imports and code required for running the EvalML pipeline.

Parameters **element** (*pipeline instance*) – The instance of the pipeline to generate string Python code.

Returns String representation of Python code that can be run separately in order to recreate the pipeline instance. Does not include code for custom component implementation.

Return type str

Raises **ValueError** – If element is not a pipeline, or if the pipeline is nonlinear.

evalml.pipelines.utils.**get_actions_from_option_defaults**(*action_options*)

Returns a list of actions based on the defaults parameters of each option in the input DataCheckActionOption list.

Parameters **action_options** (*list[DataCheckActionOption]*) – List of DataCheckActionOption objects

Returns List of actions based on the defaults parameters of each option in the input list.

Return type list[DataCheckAction]

evalml.pipelines.utils.**logger**

evalml.pipelines.utils.**make_pipeline**(*X*, *y*, *estimator*, *problem_type*, *parameters=None*, *sampler_name=None*, *extra_components_before=None*, *extra_components_after=None*, *use_estimator=True*, *known_in_advance=None*)

Given input data, target data, an estimator class and the problem type, generates a pipeline class with a preprocessing chain which was recommended based on the inputs. The pipeline will be a subclass of the appropriate pipeline base class for the specified problem_type.

Parameters

- **X** (*pd.DataFrame*) – The input data of shape [n_samples, n_features].
- **y** (*pd.Series*) – The target data of length [n_samples].
- **estimator** (*Estimator*) – Estimator for pipeline.
- **problem_type** (*ProblemTypes or str*) – Problem type for pipeline to generate.
- **parameters** (*dict*) – Dictionary with component names as keys and dictionary of that component's parameters as values. An empty dictionary or None implies using all default values for component parameters.
- **sampler_name** (*str*) – The name of the sampler component to add to the pipeline. Only used in classification problems. Defaults to None
- **extra_components_before** (*list[ComponentBase]*) – List of extra components to be added before preprocessing components. Defaults to None.
- **extra_components_after** (*list[ComponentBase]*) – List of extra components to be added after preprocessing components. Defaults to None.
- **use_estimator** (*bool*) – Whether to add the provided estimator to the pipeline or not. Defaults to True.
- **known_in_advance** (*list[str], None*) – List of features that are known in advance.

Returns PipelineBase instance with dynamically generated preprocessing components and specified estimator.

Return type PipelineBase object

Raises **ValueError** – If estimator is not valid for the given problem type, or sampling is not supported for the given problem type.

evalml.pipelines.utils.**make_pipeline_from_actions**(*problem_type*, *actions*)

Creates a pipeline of components to address the input DataCheckAction list.

Parameters

- **problem_type** (*str or ProblemType*) – The problem type that the pipeline should address.
- **actions** (*list[DataCheckAction]*) – List of DataCheckAction objects used to create list of components

Returns Pipeline which can be used to address data check actions.

Return type PipelineBase

`evalml.pipelines.utils.`**`make_timeseries_baseline_pipeline`**(*problem_type*, *gap*, *forecast_horizon*, *time_index*)

Make a baseline pipeline for time series regression problems.

Parameters

- **problem_type** – One of TIME_SERIES_REGRESSION, TIME_SERIES_MULTICLASS, TIME_SERIES_BINARY
- **gap** (*int*) – Non-negative gap parameter.
- **forecast_horizon** (*int*) – Positive forecast_horizon parameter.
- **time_index** (*str*) – Column name of time_index parameter.

Returns TimeSeriesPipelineBase, a time series pipeline corresponding to the problem type.

`evalml.pipelines.utils.`**`rows_of_interest`**(*pipeline*, *X*, *y=None*, *threshold=None*, *epsilon=0.1*, *sort_values=True*, *types='all'*)

Get the row indices of the data that are closest to the threshold. Works only for binary classification problems and pipelines.

Parameters

- **pipeline** (*PipelineBase*) – The fitted binary pipeline.
- **X** (*ww.DataTable, pd.DataFrame*) – The input features to predict on.
- **y** (*ww.DataColumn, pd.Series, None*) – The input target data, if available. Defaults to None.
- **threshold** (*float*) – The threshold value of interest to separate positive and negative predictions. If None, uses the pipeline threshold if set, else 0.5. Defaults to None.
- **epsilon** (*epsilon*) – The difference between the probability and the threshold that would make the row interesting for us. For instance, epsilon=0.1 and threhsold=0.5 would mean we consider all rows in [0.4, 0.6] to be of interest. Defaults to 0.1.
- **sort_values** (*bool*) – Whether to return the indices sorted by the distance from the threshold, such that the first values are closer to the threshold and the later values are further. Defaults to True.
- **types** (*str*) – The type of rows to keep and return. Can be one of [‘incorrect’, ‘correct’, ‘true_positive’, ‘true_negative’, ‘all’]. Defaults to ‘all’.

  ’incorrect’ - return only the rows where the predictions are incorrect. This means that, given the threshold and target y, keep only the rows which are labeled wrong. ‘correct’ - return only the rows where the predictions are correct. This means that, given the threshold and target y, keep only the rows which are correctly labeled. ‘true_positive’ - return only the rows which are positive, as given by the targets. ‘true_negative’ - return only the rows which are negative, as given by the targets. ‘all’ - return all rows. This is the only option available when there is no target data provided.

Returns The indices corresponding to the rows of interest.

Raises

- **ValueError** – If pipeline is not a fitted Binary Classification pipeline.
- **ValueError** – If types is invalid or y is not provided when types is not ‘all’.
- **ValueError** – If the threshold is provided and is exclusive of [0, 1].

Package Contents

Classes Summary

`ARIMARegressor`	Autoregressive Integrated Moving Average Model. The three parameters (p, d, q) are the AR order, the degree of differencing, and the MA order. More information here: https://www.statsmodels.org/devel/generated/statsmodels.tsa.arima_model.ARIMA.html.
`BinaryClassificationPipeline`	Pipeline subclass for all binary classification pipelines.
`CatBoostClassifier`	CatBoost Classifier, a classifier that uses gradient-boosting on decision trees. CatBoost is an open-source library and natively supports categorical features.
`CatBoostRegressor`	CatBoost Regressor, a regressor that uses gradient-boosting on decision trees. CatBoost is an open-source library and natively supports categorical features.
`ClassificationPipeline`	Pipeline subclass for all classification pipelines.
`ComponentGraph`	Component graph for a pipeline as a directed acyclic graph (DAG).
`DecisionTreeClassifier`	Decision Tree Classifier.
`DecisionTreeRegressor`	Decision Tree Regressor.
`DFSTransformer`	Featuretools DFS component that generates features for the input features.
`ElasticNetClassifier`	Elastic Net Classifier. Uses Logistic Regression with elasticnet penalty as the base estimator.
`ElasticNetRegressor`	Elastic Net Regressor.
`Estimator`	A component that fits and predicts given data.
`ExponentialSmoothingRegressor`	Holt-Winters Exponential Smoothing Forecaster.
`ExtraTreesClassifier`	Extra Trees Classifier.
`ExtraTreesRegressor`	Extra Trees Regressor.
`FeatureSelector`	Selects top features based on importance weights.
`KNeighborsClassifier`	K-Nearest Neighbors Classifier.
`LightGBMClassifier`	LightGBM Classifier.
`LightGBMRegressor`	LightGBM Regressor.
`LinearRegressor`	Linear Regressor.
`LogisticRegressionClassifier`	Logistic Regression Classifier.
`MulticlassClassificationPipeline`	Pipeline subclass for all multiclass classification pipelines.
`OneHotEncoder`	A transformer that encodes categorical features in a one-hot numeric array.
`PerColumnImputer`	Imputes missing data according to a specified imputation strategy per column.
`PipelineBase`	Machine learning pipeline.
`ProphetRegressor`	Prophet is a procedure for forecasting time series data based on an additive model where non-linear trends are fit with yearly, weekly, and daily seasonality, plus holiday effects. It works best with time series that have strong seasonal effects and several seasons of historical data. Prophet is robust to missing data and shifts in the trend, and typically handles outliers well.
`RandomForestClassifier`	Random Forest Classifier.

continues on next page

Table 668 – continued from previous page

RandomForestRegressor	Random Forest Regressor.
RegressionPipeline	Pipeline subclass for all regression pipelines.
RFClassifierSelectFromModel	Selects top features based on importance weights using a Random Forest classifier.
RFRegressorSelectFromModel	Selects top features based on importance weights using a Random Forest regressor.
SimpleImputer	Imputes missing data according to a specified imputation strategy.
StackedEnsembleClassifier	Stacked Ensemble Classifier.
StackedEnsembleRegressor	Stacked Ensemble Regressor.
StandardScaler	A transformer that standardizes input features by removing the mean and scaling to unit variance.
SVMClassifier	Support Vector Machine Classifier.
SVMRegressor	Support Vector Machine Regressor.
TargetEncoder	A transformer that encodes categorical features into target encodings.
TimeSeriesBinaryClassificationPipeline	Pipeline base class for time series binary classification problems.
TimeSeriesClassificationPipeline	Pipeline base class for time series classification problems.
TimeSeriesFeaturizer	Transformer that delays input features and target variable for time series problems.
TimeSeriesMulticlassClassificationPipeline	Pipeline base class for time series multiclass classification problems.
TimeSeriesRegressionPipeline	Pipeline base class for time series regression problems.
Transformer	A component that may or may not need fitting that transforms data. These components are used before an estimator.
VowpalWabbitBinaryClassifier	Vowpal Wabbit Binary Classifier.
VowpalWabbitMulticlassClassifier	Vowpal Wabbit Multiclass Classifier.
VowpalWabbitRegressor	Vowpal Wabbit Regressor.
XGBoostClassifier	XGBoost Classifier.
XGBoostRegressor	XGBoost Regressor.

Contents

class evalml.pipelines.**ARIMARegressor**(*time_index=None*, *trend=None*, *start_p=2*, *d=0*, *start_q=2*, *max_p=5*, *max_d=2*, *max_q=5*, *seasonal=True*, *n_jobs=- 1*, *random_seed=0*, ***kwargs*)

Autoregressive Integrated Moving Average Model. The three parameters (p, d, q) are the AR order, the degree of differencing, and the MA order. More information here: https://www.statsmodels.org/devel/generated/statsmodels.tsa.arima_model.ARIMA.html.

Currently ARIMARegressor isn't supported via conda install. It's recommended that it be installed via PyPI.

Parameters

- **time_index** (*str*) – Specifies the name of the column in X that provides the datetime objects. Defaults to None.
- **trend** (*str*) – Controls the deterministic trend. Options are ['n', 'c', 't', 'ct'] where 'c' is a constant term, 't' indicates a linear trend, and 'ct' is both. Can also be an iterable when defining a polynomial, such as [1, 1, 0, 1].

- **start_p** (*int*) – Minimum Autoregressive order. Defaults to 2.
- **d** (*int*) – Minimum Differencing degree. Defaults to 0.
- **start_q** (*int*) – Minimum Moving Average order. Defaults to 2.
- **max_p** (*int*) – Maximum Autoregressive order. Defaults to 5.
- **max_d** (*int*) – Maximum Differencing degree. Defaults to 2.
- **max_q** (*int*) – Maximum Moving Average order. Defaults to 5.
- **seasonal** (*boolean*) – Whether to fit a seasonal model to ARIMA. Defaults to True.
- **n_jobs** (*int or None*) – Non-negative integer describing level of parallelism used for pipelines. Defaults to -1.
- **random_seed** (*int*) – Seed for the random number generator. Defaults to 0.

Attributes

hyper-parameter_ranges	{ "start_p": Integer(1, 3), "d": Integer(0, 2), "start_q": Integer(1, 3), "max_p": Integer(3, 10), "max_d": Integer(2, 5), "max_q": Integer(3, 10), "seasonal": [True, False],}
model_family	ModelFamily.ARIMA
modifies_features	True
modifies_target	False
name	ARIMA Regressor
supported_problem_types	[ProblemTypes.TIME_SERIES_REGRESSION]
training_only	False

Methods

clone	Constructs a new component with the same parameters and random state.
default_parameters	Returns the default parameters for this component.
describe	Describe a component and its parameters.
feature_importance	Returns array of 0's with a length of 1 as feature_importance is not defined for ARIMA regressor.
fit	Fits ARIMA regressor to data.
load	Loads component at file path.
needs_fitting	Returns boolean determining if component needs fitting before calling predict, predict_proba, transform, or feature_importances.
parameters	Returns the parameters which were used to initialize the component.
predict	Make predictions using fitted ARIMA regressor.
predict_proba	Make probability estimates for labels.
save	Saves component at file path.

clone (*self*)

Constructs a new component with the same parameters and random state.

Returns A new instance of this component with identical parameters and random state.

default_parameters (*cls*)

Returns the default parameters for this component.

Our convention is that Component.default_parameters == Component().parameters.

Returns Default parameters for this component.

Return type dict

describe (*self*, *print_name=False*, *return_dict=False*)

Describe a component and its parameters.

Parameters

- **print_name** (*bool, optional*) – whether to print name of component
- **return_dict** (*bool, optional*) – whether to return description as dictionary in the format {"name": name, "parameters": parameters}

Returns Returns dictionary if return_dict is True, else None.

Return type None or dict

property feature_importance (*self*)

Returns array of 0's with a length of 1 as feature_importance is not defined for ARIMA regressor.

fit (*self*, *X*, *y=None*)

Fits ARIMA regressor to data.

Parameters

- **X** (*pd.DataFrame*) – The input training data of shape [n_samples, n_features].
- **y** (*pd.Series*) – The target training data of length [n_samples].

Returns self

Raises **ValueError** – If X was passed to *fit* but not passed in *predict*.

static load (*file_path*)

Loads component at file path.

Parameters **file_path** (*str*) – Location to load file.

Returns ComponentBase object

needs_fitting (*self*)

Returns boolean determining if component needs fitting before calling predict, predict_proba, transform, or feature_importances.

This can be overridden to False for components that do not need to be fit or whose fit methods do nothing.

Returns True.

property parameters (*self*)

Returns the parameters which were used to initialize the component.

predict (*self*, *X*, *y=None*)

Make predictions using fitted ARIMA regressor.

Parameters

- **X** (*pd.DataFrame*) – Data of shape [n_samples, n_features].
- **y** (*pd.Series*) – Target data.

Returns Predicted values.

Return type pd.Series

Raises **ValueError** – If X was passed to *fit* but not passed in *predict*.

predict_proba (*self*, *X*)

Make probability estimates for labels.

Parameters **X** (*pd.DataFrame*) – Features.

Returns Probability estimates.

Return type pd.Series

Raises **MethodPropertyNotFoundError** – If estimator does not have a predict_proba method or a component_obj that implements predict_proba.

save (*self*, *file_path*, *pickle_protocol=cloudpickle.DEFAULT_PROTOCOL*)

Saves component at file path.

Parameters

- **file_path** (*str*) – Location to save file.
- **pickle_protocol** (*int*) – The pickle data stream format.

class evalml.pipelines.**BinaryClassificationPipeline** (*component_graph*, *parameters=None*, *custom_name=None*, *random_seed=0*)

Pipeline subclass for all binary classification pipelines.

Parameters

- **component_graph** (*ComponentGraph, list, dict*) – ComponentGraph instance, list of components in order, or dictionary of components. Accepts strings or ComponentBase subclasses in the list. Note that when duplicate components are specified in a list, the duplicate component names will be modified with the component's index in the list. For example, the component graph [Imputer, One Hot Encoder, Imputer, Logistic Regression Classifier] will have names ["Imputer", "One Hot Encoder", "Imputer_2", "Logistic Regression Classifier"]
- **parameters** (*dict*) – Dictionary with component names as keys and dictionary of that component's parameters as values. An empty dictionary or None implies using all default values for component parameters. Defaults to None.
- **custom_name** (*str*) – Custom name for the pipeline. Defaults to None.
- **random_seed** (*int*) – Seed for the random number generator. Defaults to 0.

Example

```
>>> pipeline = BinaryClassificationPipeline(component_graph=["Simple Imputer",
↪"Logistic Regression Classifier"],
...                                         parameters={"Logistic Regression␣
↪Classifier": {"penalty": "elasticnet",
...                                                                          ␣
↪          "solver": "liblinear"}},
...                                         custom_name="My Binary Pipeline")
...
>>> assert pipeline.custom_name == "My Binary Pipeline"
>>> assert pipeline.component_graph.component_dict.keys() == {'Simple Imputer',
↪'Logistic Regression Classifier'}
```

(continues on next page)

(continued from previous page)

The pipeline parameters will be chosen from the default parameters for every component, unless specific parameters were passed in as they were above.

```
>>> assert pipeline.parameters == {
...     'Simple Imputer': {'impute_strategy': 'most_frequent', 'fill_value': None}
↪,
...     'Logistic Regression Classifier': {'penalty': 'elasticnet',
...                                        'C': 1.0,
...                                        'n_jobs': -1,
...                                        'multi_class': 'auto',
...                                        'solver': 'liblinear'}}
```

Attributes

problem_type	ProblemTypes.BINARY

Methods

can_tune_threshold_with_objective	Determine whether the threshold of a binary classification pipeline can be tuned.
*classes_*	Gets the class names for the pipeline. Will return None before pipeline is fit.
clone	Constructs a new pipeline with the same components, parameters, and random seed.
create_objectives	Create objective instances from a list of strings or objective classes.
custom_name	Custom name of the pipeline.
describe	Outputs pipeline details including component parameters.
feature_importance	Importance associated with each feature. Features dropped by the feature selection are excluded.
fit	Build a classification model. For string and categorical targets, classes are sorted by sorted(set(y)) and then are mapped to values between 0 and n_classes-1.
get_component	Returns component by name.
get_hyperparameter_ranges	Returns hyperparameter ranges from all components as a dictionary.
graph	Generate an image representing the pipeline graph.
graph_feature_importance	Generate a bar graph of the pipeline's feature importance.
graph_json	Generates a JSON with nodes consisting of the component names and parameters, and edges detailing component relationships.
inverse_transform	Apply component inverse_transform methods to estimator predictions in reverse order.
load	Loads pipeline at file path.
model_family	Returns model family of this pipeline.
name	Name of the pipeline.

continues on next page

Table 670 – continued from previous page

new	Constructs a new instance of the pipeline with the same component graph but with a different set of parameters. Not to be confused with python's __new__ method.
optimize_threshold	Optimize the pipeline threshold given the objective to use. Only used for binary problems with objectives whose thresholds can be tuned.
parameters	Parameter dictionary for this pipeline.
predict	Make predictions using selected features.
predict_proba	Make probability estimates for labels. Assumes that the column at index 1 represents the positive label case.
save	Saves pipeline at file path.
score	Evaluate model performance on objectives.
summary	A short summary of the pipeline structure, describing the list of components used.
threshold	Threshold used to make a prediction. Defaults to None.
transform	Transform the input.
transform_all_but_final	Transforms the data by applying all pre-processing components.

can_tune_threshold_with_objective(*self*, *objective*)

Determine whether the threshold of a binary classification pipeline can be tuned.

Parameters **objective** (*ObjectiveBase*) – Primary AutoMLSearch objective.

Returns True if the pipeline threshold can be tuned.

Return type bool

property classes_(*self*)

Gets the class names for the pipeline. Will return None before pipeline is fit.

clone(*self*)

Constructs a new pipeline with the same components, parameters, and random seed.

Returns A new instance of this pipeline with identical components, parameters, and random seed.

static create_objectives(*objectives*)

Create objective instances from a list of strings or objective classes.

property custom_name(*self*)

Custom name of the pipeline.

describe(*self*, *return_dict=False*)

Outputs pipeline details including component parameters.

Parameters **return_dict** (*bool*) – If True, return dictionary of information about pipeline. Defaults to False.

Returns Dictionary of all component parameters if return_dict is True, else None.

Return type dict

property feature_importance(*self*)

Importance associated with each feature. Features dropped by the feature selection are excluded.

Returns Feature names and their corresponding importance

Return type pd.DataFrame

fit (*self*, *X*, *y*)

Build a classification model. For string and categorical targets, classes are sorted by sorted(set(y)) and then are mapped to values between 0 and n_classes-1.

Parameters

- **X** (*pd.DataFrame or np.ndarray*) – The input training data of shape [n_samples, n_features]
- **y** (*pd.Series, np.ndarray*) – The target training labels of length [n_samples]

Returns self

Raises **ValueError** – If the number of unique classes in y are not appropriate for the type of pipeline.

get_component (*self*, *name*)

Returns component by name.

Parameters **name** (*str*) – Name of component.

Returns Component to return

Return type Component

get_hyperparameter_ranges (*self*, *custom_hyperparameters*)

Returns hyperparameter ranges from all components as a dictionary.

Parameters **custom_hyperparameters** (*dict*) – Custom hyperparameters for the pipeline.

Returns Dictionary of hyperparameter ranges for each component in the pipeline.

Return type dict

graph (*self*, *filepath=None*)

Generate an image representing the pipeline graph.

Parameters **filepath** (*str, optional*) – Path to where the graph should be saved. If set to None (as by default), the graph will not be saved.

Returns Graph object that can be directly displayed in Jupyter notebooks.

Return type graphviz.Digraph

Raises

- **RuntimeError** – If graphviz is not installed.
- **ValueError** – If path is not writeable.

graph_feature_importance (*self*, *importance_threshold=0*)

Generate a bar graph of the pipeline's feature importance.

Parameters **importance_threshold** (*float, optional*) – If provided, graph features with a permutation importance whose absolute value is larger than importance_threshold. Defaults to zero.

Returns A bar graph showing features and their corresponding importance.

Return type plotly.Figure

Raises **ValueError** – If importance threshold is not valid.

graph_json(*self*)

Generates a JSON with nodes consisting of the component names and parameters, and edges detailing component relationships.

x_edges specifies from which component feature data is being passed. y_edges specifies from which component target data is being passed. This can be used to build graphs across a variety of visualization tools. Template: {"Nodes": {"component_name": {"Name": class_name, "Parameters": parameters_attributes}, ...}}, "x_edges": [[from_component_name, to_component_name], [from_component_name, to_component_name], ...], "y_edges": [[from_component_name, to_component_name], [from_component_name, to_component_name], ...]}

Returns A serialized JSON representation of a DAG structure.

Return type dag_json (str)

inverse_transform(*self*, *y*)

Apply component inverse_transform methods to estimator predictions in reverse order.

Components that implement inverse_transform are PolynomialDetrender, LogTransformer, LabelEncoder (tbd).

Parameters **y** (*pd.Series*) – Final component features.

Returns The inverse transform of the target.

Return type pd.Series

static load(*file_path*)

Loads pipeline at file path.

Parameters **file_path** (*str*) – Location to load file.

Returns PipelineBase object

property model_family(*self*)

Returns model family of this pipeline.

property name(*self*)

Name of the pipeline.

new(*self*, *parameters*, *random_seed=0*)

Constructs a new instance of the pipeline with the same component graph but with a different set of parameters. Not to be confused with python's __new__ method.

Parameters

- **parameters** (*dict*) – Dictionary with component names as keys and dictionary of that component's parameters as values. An empty dictionary or None implies using all default values for component parameters. Defaults to None.
- **random_seed** (*int*) – Seed for the random number generator. Defaults to 0.

Returns A new instance of this pipeline with identical components.

optimize_threshold(*self*, *X*, *y*, *y_pred_proba*, *objective*)

Optimize the pipeline threshold given the objective to use. Only used for binary problems with objectives whose thresholds can be tuned.

Parameters

- **X** (*pd.DataFrame*) – Input features.
- **y** (*pd.Series*) – Input target values.

- **y_pred_proba** (*pd.Series*) – The predicted probabilities of the target outputted by the pipeline.
- **objective** (*ObjectiveBase*) – The objective to threshold with. Must have a tunable threshold.

Raises **ValueError** – If objective is not optimizable.

property parameters (*self*)

Parameter dictionary for this pipeline.

Returns Dictionary of all component parameters.

Return type dict

predict (*self*, *X*, *objective=None*, *X_train=None*, *y_train=None*)

Make predictions using selected features.

Note: we cast y as ints first to address boolean values that may be returned from calculating predictions which we would not be able to otherwise transform if we originally had integer targets.

Parameters

- **X** (*pd.DataFrame*) – Data of shape [n_samples, n_features].
- **objective** (*Object or string*) – The objective to use to make predictions.
- **X_train** (*pd.DataFrame*) – Training data. Ignored. Only used for time series.
- **y_train** (*pd.Series*) – Training labels. Ignored. Only used for time series.

Returns Estimated labels.

Return type pd.Series

predict_proba (*self*, *X*, *X_train=None*, *y_train=None*)

Make probability estimates for labels. Assumes that the column at index 1 represents the positive label case.

Parameters

- **X** (*pd.DataFrame or np.ndarray*) – Data of shape [n_samples, n_features]
- **X_train** (*pd.DataFrame or np.ndarray or None*) – Training data. Ignored. Only used for time series.
- **y_train** (*pd.Series or None*) – Training labels. Ignored. Only used for time series.

Returns Probability estimates

Return type pd.Series

save (*self*, *file_path*, *pickle_protocol=cloudpickle.DEFAULT_PROTOCOL*)

Saves pipeline at file path.

Parameters

- **file_path** (*str*) – Location to save file.
- **pickle_protocol** (*int*) – The pickle data stream format.

score (*self*, *X*, *y*, *objectives*, *X_train=None*, *y_train=None*)

Evaluate model performance on objectives.

Parameters

- **X** (*pd.DataFrame*) – Data of shape [n_samples, n_features]

- **y** (*pd.Series*) – True labels of length [n_samples]
- **objectives** (*list*) – List of objectives to score
- **X_train** (*pd.DataFrame*) – Training data. Ignored. Only used for time series.
- **y_train** (*pd.Series*) – Training labels. Ignored. Only used for time series.

Returns Ordered dictionary of objective scores.

Return type dict

property summary(*self*)

A short summary of the pipeline structure, describing the list of components used.

Example: Logistic Regression Classifier w/ Simple Imputer + One Hot Encoder

Returns A string describing the pipeline structure.

property threshold(*self*)

Threshold used to make a prediction. Defaults to None.

transform(*self*, *X*, *y=None*)

Transform the input.

Parameters

- **X** (*pd.DataFrame, or np.ndarray*) – Data of shape [n_samples, n_features].
- **y** (*pd.Series*) – The target data of length [n_samples]. Defaults to None.

Returns Transformed output.

Return type pd.DataFrame

transform_all_but_final(*self*, *X*, *y=None*, *X_train=None*, *y_train=None*)

Transforms the data by applying all pre-processing components.

Parameters

- **X** (*pd.DataFrame*) – Input data to the pipeline to transform.
- **y** (*pd.Series or None*) – Targets corresponding to X. Optional.
- **X_train** (*pd.DataFrame or np.ndarray or None*) – Training data. Only used for time series.
- **y_train** (*pd.Series or None*) – Training labels. Only used for time series.

Returns New transformed features.

Return type pd.DataFrame

class evalml.pipelines.**CatBoostClassifier**(*n_estimators=10*, *eta=0.03*, *max_depth=6*, *bootstrap_type=None*, *silent=True*, *allow_writing_files=False*, *random_seed=0*, *n_jobs=- 1*, ***kwargs*)

CatBoost Classifier, a classifier that uses gradient-boosting on decision trees. CatBoost is an open-source library and natively supports categorical features.

For more information, check out https://catboost.ai/

Parameters

- **n_estimators** (*float*) – The maximum number of trees to build. Defaults to 10.
- **eta** (*float*) – The learning rate. Defaults to 0.03.
- **max_depth** (*int*) – The maximum tree depth for base learners. Defaults to 6.

- **bootstrap_type** (*string*) – Defines the method for sampling the weights of objects. Available methods are 'Bayesian', 'Bernoulli', 'MVS'. Defaults to None.
- **silent** (*boolean*) – Whether to use the "silent" logging mode. Defaults to True.
- **allow_writing_files** (*boolean*) – Whether to allow writing snapshot files while training. Defaults to False.
- **n_jobs** (*int or None*) – Number of jobs to run in parallel. -1 uses all processes. Defaults to -1.
- **random_seed** (*int*) – Seed for the random number generator. Defaults to 0.

Attributes

hyper-parameter_ranges	{ "n_estimators": Integer(4, 100), "eta": Real(0.000001, 1), "max_depth": Integer(4, 10),}
model_family	ModelFamily.CATBOOST
modifies_features	True
modifies_target	False
name	CatBoost Classifier
supported_problem_types	[ProblemTypes.BINARY, ProblemTypes.MULTICLASS, ProblemTypes.TIME_SERIES_BINARY, ProblemTypes.TIME_SERIES_MULTICLASS,]
training_only	False

Methods

clone	Constructs a new component with the same parameters and random state.
default_parameters	Returns the default parameters for this component.
describe	Describe a component and its parameters.
feature_importance	Feature importance of fitted CatBoost classifier.
fit	Fits CatBoost classifier component to data.
load	Loads component at file path.
needs_fitting	Returns boolean determining if component needs fitting before calling predict, predict_proba, transform, or feature_importances.
parameters	Returns the parameters which were used to initialize the component.
predict	Make predictions using the fitted CatBoost classifier.
predict_proba	Make probability estimates for labels.
save	Saves component at file path.

clone(*self*)

Constructs a new component with the same parameters and random state.

Returns A new instance of this component with identical parameters and random state.

default_parameters(*cls*)

Returns the default parameters for this component.

Our convention is that Component.default_parameters == Component().parameters.

Returns Default parameters for this component.

Return type dict

describe (*self*, *print_name=False*, *return_dict=False*)

Describe a component and its parameters.

Parameters

- **print_name** (*bool, optional*) – whether to print name of component
- **return_dict** (*bool, optional*) – whether to return description as dictionary in the format {"name": name, "parameters": parameters}

Returns Returns dictionary if return_dict is True, else None.

Return type None or dict

property feature_importance (*self*)

Feature importance of fitted CatBoost classifier.

fit (*self*, *X*, *y=None*)

Fits CatBoost classifier component to data.

Parameters

- **X** (*pd.DataFrame*) – The input training data of shape [n_samples, n_features].
- **y** (*pd.Series*) – The target training data of length [n_samples].

Returns self

static load (*file_path*)

Loads component at file path.

Parameters **file_path** (*str*) – Location to load file.

Returns ComponentBase object

needs_fitting (*self*)

Returns boolean determining if component needs fitting before calling predict, predict_proba, transform, or feature_importances.

This can be overridden to False for components that do not need to be fit or whose fit methods do nothing.

Returns True.

property parameters (*self*)

Returns the parameters which were used to initialize the component.

predict (*self*, *X*)

Make predictions using the fitted CatBoost classifier.

Parameters **X** (*pd.DataFrame*) – Data of shape [n_samples, n_features].

Returns Predicted values.

Return type pd.DataFrame

predict_proba (*self*, *X*)

Make probability estimates for labels.

Parameters **X** (*pd.DataFrame*) – Features.

Returns Probability estimates.

Return type pd.Series

Raises **MethodPropertyNotFoundError** – If estimator does not have a predict_proba method or a component_obj that implements predict_proba.

save(*self*, *file_path*, *pickle_protocol=cloudpickle.DEFAULT_PROTOCOL*)

Saves component at file path.

Parameters

- **file_path** (*str*) – Location to save file.
- **pickle_protocol** (*int*) – The pickle data stream format.

class evalml.pipelines.**CatBoostRegressor**(*n_estimators=10*, *eta=0.03*, *max_depth=6*, *bootstrap_type=None*, *silent=False*, *allow_writing_files=False*, *random_seed=0*, *n_jobs=- 1*, ***kwargs*)

CatBoost Regressor, a regressor that uses gradient-boosting on decision trees. CatBoost is an open-source library and natively supports categorical features.

For more information, check out https://catboost.ai/

Parameters

- **n_estimators** (*float*) – The maximum number of trees to build. Defaults to 10.
- **eta** (*float*) – The learning rate. Defaults to 0.03.
- **max_depth** (*int*) – The maximum tree depth for base learners. Defaults to 6.
- **bootstrap_type** (*string*) – Defines the method for sampling the weights of objects. Available methods are 'Bayesian', 'Bernoulli', 'MVS'. Defaults to None.
- **silent** (*boolean*) – Whether to use the "silent" logging mode. Defaults to True.
- **allow_writing_files** (*boolean*) – Whether to allow writing snapshot files while training. Defaults to False.
- **n_jobs** (*int or None*) – Number of jobs to run in parallel. -1 uses all processes. Defaults to -1.
- **random_seed** (*int*) – Seed for the random number generator. Defaults to 0.

Attributes

hyper-parameter_ranges	{ "n_estimators": Integer(4, 100), "eta": Real(0.000001, 1), "max_depth": Integer(4, 10),}
model_family	ModelFamily.CATBOOST
modifies_features	True
modifies_target	False
name	CatBoost Regressor
supported_problem_types	[ProblemTypes.REGRESSION, ProblemTypes.TIME_SERIES_REGRESSION,]
training_only	False

Methods

clone	Constructs a new component with the same parameters and random state.
default_parameters	Returns the default parameters for this component.
describe	Describe a component and its parameters.
feature_importance	Feature importance of fitted CatBoost regressor.
fit	Fits CatBoost regressor component to data.
load	Loads component at file path.
needs_fitting	Returns boolean determining if component needs fitting before calling predict, predict_proba, transform, or feature_importances.
parameters	Returns the parameters which were used to initialize the component.
predict	Make predictions using selected features.
predict_proba	Make probability estimates for labels.
save	Saves component at file path.

clone (*self*)

Constructs a new component with the same parameters and random state.

Returns A new instance of this component with identical parameters and random state.

default_parameters (*cls*)

Returns the default parameters for this component.

Our convention is that Component.default_parameters == Component().parameters.

Returns Default parameters for this component.

Return type dict

describe (*self*, *print_name=False*, *return_dict=False*)

Describe a component and its parameters.

Parameters

- **print_name** (*bool, optional*) – whether to print name of component
- **return_dict** (*bool, optional*) – whether to return description as dictionary in the format {"name": name, "parameters": parameters}

Returns Returns dictionary if return_dict is True, else None.

Return type None or dict

property feature_importance (*self*)

Feature importance of fitted CatBoost regressor.

fit (*self*, *X*, *y=None*)

Fits CatBoost regressor component to data.

Parameters

- **X** (*pd.DataFrame*) – The input training data of shape [n_samples, n_features].
- **y** (*pd.Series*) – The target training data of length [n_samples].

Returns self

static load (*file_path*)

Loads component at file path.

Parameters **file_path** (*str*) – Location to load file.

Returns ComponentBase object

needs_fitting(*self*)

Returns boolean determining if component needs fitting before calling predict, predict_proba, transform, or feature_importances.

This can be overridden to False for components that do not need to be fit or whose fit methods do nothing.

Returns True.

property parameters(*self*)

Returns the parameters which were used to initialize the component.

predict(*self*, *X*)

Make predictions using selected features.

Parameters **X** (*pd.DataFrame*) – Data of shape [n_samples, n_features].

Returns Predicted values.

Return type pd.Series

Raises **MethodPropertyNotFoundError** – If estimator does not have a predict method or a component_obj that implements predict.

predict_proba(*self*, *X*)

Make probability estimates for labels.

Parameters **X** (*pd.DataFrame*) – Features.

Returns Probability estimates.

Return type pd.Series

Raises **MethodPropertyNotFoundError** – If estimator does not have a predict_proba method or a component_obj that implements predict_proba.

save(*self*, *file_path*, *pickle_protocol=cloudpickle.DEFAULT_PROTOCOL*)

Saves component at file path.

Parameters

- **file_path** (*str*) – Location to save file.
- **pickle_protocol** (*int*) – The pickle data stream format.

class evalml.pipelines.**ClassificationPipeline**(*component_graph*, *parameters=None*, *custom_name=None*, *random_seed=0*)

Pipeline subclass for all classification pipelines.

Parameters

- **component_graph** (*list or dict*) – List of components in order. Accepts strings or ComponentBase subclasses in the list. Note that when duplicate components are specified in a list, the duplicate component names will be modified with the component's index in the list. For example, the component graph [Imputer, One Hot Encoder, Imputer, Logistic Regression Classifier] will have names ["Imputer", "One Hot Encoder", "Imputer_2", "Logistic Regression Classifier"]
- **parameters** (*dict*) – Dictionary with component names as keys and dictionary of that component's parameters as values. An empty dictionary or None implies using all default values for component parameters. Defaults to None.
- **custom_name** (*str*) – Custom name for the pipeline. Defaults to None.
- **random_seed** (*int*) – Seed for the random number generator. Defaults to 0.

Attributes

problem_type	None

Methods

can_tune_threshold_with_objective	Determine whether the threshold of a binary classification pipeline can be tuned.
*classes_*	Gets the class names for the pipeline. Will return None before pipeline is fit.
clone	Constructs a new pipeline with the same components, parameters, and random seed.
create_objectives	Create objective instances from a list of strings or objective classes.
custom_name	Custom name of the pipeline.
describe	Outputs pipeline details including component parameters.
feature_importance	Importance associated with each feature. Features dropped by the feature selection are excluded.
fit	Build a classification model. For string and categorical targets, classes are sorted by sorted(set(y)) and then are mapped to values between 0 and n_classes-1.
get_component	Returns component by name.
get_hyperparameter_ranges	Returns hyperparameter ranges from all components as a dictionary.
graph	Generate an image representing the pipeline graph.
graph_feature_importance	Generate a bar graph of the pipeline's feature importance.
graph_json	Generates a JSON with nodes consisting of the component names and parameters, and edges detailing component relationships.
inverse_transform	Apply component inverse_transform methods to estimator predictions in reverse order.
load	Loads pipeline at file path.
model_family	Returns model family of this pipeline.
name	Name of the pipeline.
new	Constructs a new instance of the pipeline with the same component graph but with a different set of parameters. Not to be confused with python's __new__ method.
parameters	Parameter dictionary for this pipeline.
predict	Make predictions using selected features.
predict_proba	Make probability estimates for labels.
save	Saves pipeline at file path.
score	Evaluate model performance on objectives.
summary	A short summary of the pipeline structure, describing the list of components used.
transform	Transform the input.

continues on next page

Table 673 – continued from previous page

`transform_all_but_final`	Transforms the data by applying all pre-processing components.

can_tune_threshold_with_objective(*self*, *objective*)

Determine whether the threshold of a binary classification pipeline can be tuned.

Parameters **objective** (*ObjectiveBase*) – Primary AutoMLSearch objective.

Returns True if the pipeline threshold can be tuned.

Return type bool

property classes_(*self*)

Gets the class names for the pipeline. Will return None before pipeline is fit.

clone(*self*)

Constructs a new pipeline with the same components, parameters, and random seed.

Returns A new instance of this pipeline with identical components, parameters, and random seed.

static create_objectives(*objectives*)

Create objective instances from a list of strings or objective classes.

property custom_name(*self*)

Custom name of the pipeline.

describe(*self*, *return_dict=False*)

Outputs pipeline details including component parameters.

Parameters **return_dict** (*bool*) – If True, return dictionary of information about pipeline. Defaults to False.

Returns Dictionary of all component parameters if return_dict is True, else None.

Return type dict

property feature_importance(*self*)

Importance associated with each feature. Features dropped by the feature selection are excluded.

Returns Feature names and their corresponding importance

Return type pd.DataFrame

fit(*self*, *X*, *y*)

Build a classification model. For string and categorical targets, classes are sorted by sorted(set(y)) and then are mapped to values between 0 and n_classes-1.

Parameters

- **X** (*pd.DataFrame or np.ndarray*) – The input training data of shape [n_samples, n_features]
- **y** (*pd.Series, np.ndarray*) – The target training labels of length [n_samples]

Returns self

Raises **ValueError** – If the number of unique classes in y are not appropriate for the type of pipeline.

get_component(*self*, *name*)

Returns component by name.

Parameters **name** (*str*) – Name of component.

Returns Component to return

Return type Component

get_hyperparameter_ranges(*self*, *custom_hyperparameters*)

Returns hyperparameter ranges from all components as a dictionary.

Parameters **custom_hyperparameters** (*dict*) – Custom hyperparameters for the pipeline.

Returns Dictionary of hyperparameter ranges for each component in the pipeline.

Return type dict

graph(*self*, *filepath=None*)

Generate an image representing the pipeline graph.

Parameters **filepath** (*str, optional*) – Path to where the graph should be saved. If set to None (as by default), the graph will not be saved.

Returns Graph object that can be directly displayed in Jupyter notebooks.

Return type graphviz.Digraph

Raises

- **RuntimeError** – If graphviz is not installed.
- **ValueError** – If path is not writeable.

graph_feature_importance(*self*, *importance_threshold=0*)

Generate a bar graph of the pipeline's feature importance.

Parameters **importance_threshold** (*float, optional*) – If provided, graph features with a permutation importance whose absolute value is larger than importance_threshold. Defaults to zero.

Returns A bar graph showing features and their corresponding importance.

Return type plotly.Figure

Raises **ValueError** – If importance threshold is not valid.

graph_json(*self*)

Generates a JSON with nodes consisting of the component names and parameters, and edges detailing component relationships.

x_edges specifies from which component feature data is being passed. y_edges specifies from which component target data is being passed. This can be used to build graphs across a variety of visualization tools. Template: {"Nodes": {"component_name": {"Name": class_name, "Parameters": parameters_attributes}, ...}}, "x_edges": [[from_component_name, to_component_name], [from_component_name, to_component_name], ...], "y_edges": [[from_component_name, to_component_name], [from_component_name, to_component_name], ...]}

Returns A serialized JSON representation of a DAG structure.

Return type dag_json (str)

inverse_transform(*self*, *y*)

Apply component inverse_transform methods to estimator predictions in reverse order.

Components that implement inverse_transform are PolynomialDetrender, LogTransformer, LabelEncoder (tbd).

Parameters **y** (*pd.Series*) – Final component features.

Returns The inverse transform of the target.

Return type pd.Series

static load (*file_path*)
Loads pipeline at file path.

Parameters **file_path** (*str*) – Location to load file.

Returns PipelineBase object

property model_family (*self*)
Returns model family of this pipeline.

property name (*self*)
Name of the pipeline.

new (*self*, *parameters*, *random_seed=0*)
Constructs a new instance of the pipeline with the same component graph but with a different set of parameters. Not to be confused with python's __new__ method.

Parameters

- **parameters** (*dict*) – Dictionary with component names as keys and dictionary of that component's parameters as values. An empty dictionary or None implies using all default values for component parameters. Defaults to None.
- **random_seed** (*int*) – Seed for the random number generator. Defaults to 0.

Returns A new instance of this pipeline with identical components.

property parameters (*self*)
Parameter dictionary for this pipeline.

Returns Dictionary of all component parameters.

Return type dict

predict (*self*, *X*, *objective=None*, *X_train=None*, *y_train=None*)
Make predictions using selected features.

Note: we cast y as ints first to address boolean values that may be returned from calculating predictions which we would not be able to otherwise transform if we originally had integer targets.

Parameters

- **X** (*pd.DataFrame*) – Data of shape [n_samples, n_features].
- **objective** (*Object or string*) – The objective to use to make predictions.
- **X_train** (*pd.DataFrame*) – Training data. Ignored. Only used for time series.
- **y_train** (*pd.Series*) – Training labels. Ignored. Only used for time series.

Returns Estimated labels.

Return type pd.Series

predict_proba (*self*, *X*, *X_train=None*, *y_train=None*)
Make probability estimates for labels.

Parameters

- **X** (*pd.DataFrame or np.ndarray*) – Data of shape [n_samples, n_features]
- **X_train** (*pd.DataFrame or np.ndarray or None*) – Training data. Ignored. Only used for time series.

- **y_train** (*pd.Series or None*) – Training labels. Ignored. Only used for time series.

Returns Probability estimates

Return type pd.DataFrame

Raises **ValueError** – If final component is not an estimator.

save (*self*, *file_path*, *pickle_protocol=cloudpickle.DEFAULT_PROTOCOL*)

Saves pipeline at file path.

Parameters

- **file_path** (*str*) – Location to save file.
- **pickle_protocol** (*int*) – The pickle data stream format.

score (*self*, *X*, *y*, *objectives*, *X_train=None*, *y_train=None*)

Evaluate model performance on objectives.

Parameters

- **X** (*pd.DataFrame*) – Data of shape [n_samples, n_features]
- **y** (*pd.Series*) – True labels of length [n_samples]
- **objectives** (*list*) – List of objectives to score
- **X_train** (*pd.DataFrame*) – Training data. Ignored. Only used for time series.
- **y_train** (*pd.Series*) – Training labels. Ignored. Only used for time series.

Returns Ordered dictionary of objective scores.

Return type dict

property summary (*self*)

A short summary of the pipeline structure, describing the list of components used.

Example: Logistic Regression Classifier w/ Simple Imputer + One Hot Encoder

Returns A string describing the pipeline structure.

transform (*self*, *X*, *y=None*)

Transform the input.

Parameters

- **X** (*pd.DataFrame, or np.ndarray*) – Data of shape [n_samples, n_features].
- **y** (*pd.Series*) – The target data of length [n_samples]. Defaults to None.

Returns Transformed output.

Return type pd.DataFrame

transform_all_but_final (*self*, *X*, *y=None*, *X_train=None*, *y_train=None*)

Transforms the data by applying all pre-processing components.

Parameters

- **X** (*pd.DataFrame*) – Input data to the pipeline to transform.
- **y** (*pd.Series or None*) – Targets corresponding to X. Optional.
- **X_train** (*pd.DataFrame or np.ndarray or None*) – Training data. Only used for time series.

- **y_train** (*pd.Series or None*) – Training labels. Only used for time series.

Returns New transformed features.

Return type pd.DataFrame

class evalml.pipelines.**ComponentGraph**(*component_dict=None*, *random_seed=0*)

Component graph for a pipeline as a directed acyclic graph (DAG).

Parameters

- **component_dict** (*dict*) – A dictionary which specifies the components and edges between components that should be used to create the component graph. Defaults to None.
- **random_seed** (*int*) – Seed for the random number generator. Defaults to 0.

Examples

```
>>> component_dict = {'Imputer': ['Imputer', 'X', 'y'],
...                   'Logistic Regression': ['Logistic Regression Classifier',
↪'Imputer.x', 'y']}
>>> component_graph = ComponentGraph(component_dict)
>>> assert component_graph.compute_order == ['Imputer', 'Logistic Regression']
...
...
>>> component_dict = {'Imputer': ['Imputer', 'X', 'y'],
...                   'OHE': ['One Hot Encoder', 'Imputer.x', 'y'],
...                   'estimator_1': ['Random Forest Classifier', 'OHE.x', 'y'],
...                   'estimator_2': ['Decision Tree Classifier', 'OHE.x', 'y'],
...                   'final': ['Logistic Regression Classifier', 'estimator_1.x',
↪ 'estimator_2.x', 'y']}
>>> component_graph = ComponentGraph(component_dict)
```

The default parameters for every component in the component graph.

```
>>> assert component_graph.default_parameters == {
...     'Imputer': {'categorical_impute_strategy': 'most_frequent',
...                 'numeric_impute_strategy': 'mean',
...                 'categorical_fill_value': None,
...                 'numeric_fill_value': None},
...     'One Hot Encoder': {'top_n': 10,
...                         'features_to_encode': None,
...                         'categories': None,
...                         'drop': 'if_binary',
...                         'handle_unknown': 'ignore',
...                         'handle_missing': 'error'},
...     'Random Forest Classifier': {'n_estimators': 100,
...                                  'max_depth': 6,
...                                  'n_jobs': -1},
...     'Decision Tree Classifier': {'criterion': 'gini',
...                                  'max_features': 'auto',
...                                  'max_depth': 6,
...                                  'min_samples_split': 2,
...                                  'min_weight_fraction_leaf': 0.0},
...     'Logistic Regression Classifier': {'penalty': 'l2',
...                                        'C': 1.0,
...                                        'n_jobs': -1,
...                                        'multi_class': 'auto',
...                                        'solver': 'lbfgs'}}
```

Methods

compute_order	The order that components will be computed or called in.
default_parameters	The default parameter dictionary for this pipeline.
describe	Outputs component graph details including component parameters.
fit	Fit each component in the graph.
fit_and_transform_all_but_final	Fit and transform all components save the final one, usually an estimator.
generate_order	Regenerated the topologically sorted order of the graph.
get_component	Retrieves a single component object from the graph.
get_estimators	Gets a list of all the estimator components within this graph.
get_inputs	Retrieves all inputs for a given component.
get_last_component	Retrieves the component that is computed last in the graph, usually the final estimator.
graph	Generate an image representing the component graph.
instantiate	Instantiates all uninstantiated components within the graph using the given parameters. An error will be raised if a component is already instantiated but the parameters dict contains arguments for that component.
inverse_transform	Apply component inverse_transform methods to estimator predictions in reverse order.
predict	Make predictions using selected features.
transform	Transform the input using the component graph.
transform_all_but_final	Transform all components save the final one, and gathers the data from any number of parents to get all the information that should be fed to the final component.

property compute_order(*self*)

The order that components will be computed or called in.

property default_parameters(*self*)

The default parameter dictionary for this pipeline.

Returns Dictionary of all component default parameters.

Return type dict

describe(*self*, *return_dict=False*)

Outputs component graph details including component parameters.

Parameters **return_dict** (*bool*) – If True, return dictionary of information about component graph. Defaults to False.

Returns Dictionary of all component parameters if return_dict is True, else None

Return type dict

fit(*self*, *X*, *y*)

Fit each component in the graph.

Parameters

- **X** (*pd.DataFrame*) – The input training data of shape [n_samples, n_features].
- **y** (*pd.Series*) – The target training data of length [n_samples].

Returns self

fit_and_transform_all_but_final (*self*, *X*, *y*)
Fit and transform all components save the final one, usually an estimator.

Parameters

- **X** (*pd.DataFrame*) – The input training data of shape [n_samples, n_features].
- **y** (*pd.Series*) – The target training data of length [n_samples].

Returns Transformed features and target.

Return type Tuple (pd.DataFrame, pd.Series)

classmethod generate_order (*cls*, *component_dict*)
Regenerated the topologically sorted order of the graph.

get_component (*self*, *component_name*)
Retrieves a single component object from the graph.

Parameters **component_name** (*str*) – Name of the component to retrieve

Returns ComponentBase object

Raises **ValueError** – If the component is not in the graph.

get_estimators (*self*)
Gets a list of all the estimator components within this graph.

Returns All estimator objects within the graph.

Return type list

Raises **ValueError** – If the component graph is not yet instantiated.

get_inputs (*self*, *component_name*)
Retrieves all inputs for a given component.

Parameters **component_name** (*str*) – Name of the component to look up.

Returns List of inputs for the component to use.

Return type list[str]

Raises **ValueError** – If the component is not in the graph.

get_last_component (*self*)
Retrieves the component that is computed last in the graph, usually the final estimator.

Returns ComponentBase object

Raises **ValueError** – If the component graph has no edges.

graph (*self*, *name=None*, *graph_format=None*)
Generate an image representing the component graph.

Parameters

- **name** (*str*) – Name of the graph. Defaults to None.
- **graph_format** (*str*) – file format to save the graph in. Defaults to None.

Returns Graph object that can be directly displayed in Jupyter notebooks.

Return type graphviz.Digraph

Raises **RuntimeError** – If graphviz is not installed.

instantiate(*self*, *parameters=None*)

Instantiates all uninstantiated components within the graph using the given parameters. An error will be raised if a component is already instantiated but the parameters dict contains arguments for that component.

Parameters **parameters** (*dict*) – Dictionary with component names as keys and dictionary of that component's parameters as values. An empty dictionary {} or None implies using all default values for component parameters. If a component in the component graph is already instantiated, it will not use any of its parameters defined in this dictionary. Defaults to None.

Returns self

Raises **ValueError** – If component graph is already instantiated or if a component errored while instantiating.

inverse_transform(*self*, *y*)

Apply component inverse_transform methods to estimator predictions in reverse order.

Components that implement inverse_transform are PolynomialDetrender, LabelEncoder (tbd).

Parameters **y** – (pd.Series): Final component features.

Returns The target with inverse transformation applied.

Return type pd.Series

predict(*self*, *X*)

Make predictions using selected features.

Parameters **X** (*pd.DataFrame*) – Input features of shape [n_samples, n_features].

Returns Predicted values.

Return type pd.Series

Raises **ValueError** – If final component is not an Estimator.

transform(*self*, *X*, *y=None*)

Transform the input using the component graph.

Parameters

- **X** (*pd.DataFrame*) – Input features of shape [n_samples, n_features].
- **y** (*pd.Series*) – The target data of length [n_samples]. Defaults to None.

Returns Transformed output.

Return type pd.DataFrame

Raises **ValueError** – If final component is not a Transformer.

transform_all_but_final(*self*, *X*, *y=None*)

Transform all components save the final one, and gathers the data from any number of parents to get all the information that should be fed to the final component.

Parameters

- **X** (*pd.DataFrame*) – Data of shape [n_samples, n_features].
- **y** (*pd.Series*) – The target training data of length [n_samples]. Defaults to None.

Returns Transformed values.

Return type pd.DataFrame

class evalml.pipelines.**DecisionTreeClassifier**(*criterion='gini', max_features='auto', max_depth=6, min_samples_split=2, min_weight_fraction_leaf=0.0, random_seed=0, **kwargs*)

Decision Tree Classifier.

Parameters

- **criterion** (*{"gini", "entropy"}*) – The function to measure the quality of a split. Supported criteria are "gini" for the Gini impurity and "entropy" for the information gain. Defaults to "gini".
- **max_features** (*int, float or {"auto", "sqrt", "log2"}*) – The number of features to consider when looking for the best split:
  - If int, then consider max_features features at each split.
  - If float, then max_features is a fraction and int(max_features * n_features) features are considered at each split.
  - If "auto", then max_features=sqrt(n_features).
  - If "sqrt", then max_features=sqrt(n_features).
  - If "log2", then max_features=log2(n_features).
  - If None, then max_features = n_features.

  The search for a split does not stop until at least one valid partition of the node samples is found, even if it requires to effectively inspect more than max_features features. Defaults to "auto".
- **max_depth** (*int*) – The maximum depth of the tree. Defaults to 6.
- **min_samples_split** (*int or float*) – The minimum number of samples required to split an internal node:
  - If int, then consider min_samples_split as the minimum number.
  - If float, then min_samples_split is a fraction and ceil(min_samples_split * n_samples) are the minimum number of samples for each split.

  Defaults to 2.
- **min_weight_fraction_leaf** (*float*) – The minimum weighted fraction of the sum total of weights (of all the input samples) required to be at a leaf node. Defaults to 0.0.
- **random_seed** (*int*) – Seed for the random number generator. Defaults to 0.

Attributes

hyper-parameter_ranges	{ "criterion": ["gini", "entropy"], "max_features": ["auto", "sqrt", "log2"], "max_depth": Integer(4, 10),}
model_family	ModelFamily.DECISION_TREE
modifies_features	True
modifies_target	False
name	Decision Tree Classifier
supported_problem_types	[ProblemTypes.BINARY, ProblemTypes.MULTICLASS, ProblemTypes.TIME_SERIES_BINARY, ProblemTypes.TIME_SERIES_MULTICLASS,]
training_only	False

Methods

clone	Constructs a new component with the same parameters and random state.
default_parameters	Returns the default parameters for this component.
describe	Describe a component and its parameters.
feature_importance	Returns importance associated with each feature.
fit	Fits estimator to data.
load	Loads component at file path.
needs_fitting	Returns boolean determining if component needs fitting before calling predict, predict_proba, transform, or feature_importances.
parameters	Returns the parameters which were used to initialize the component.
predict	Make predictions using selected features.
predict_proba	Make probability estimates for labels.
save	Saves component at file path.

clone(*self*)

Constructs a new component with the same parameters and random state.

Returns A new instance of this component with identical parameters and random state.

default_parameters(*cls*)

Returns the default parameters for this component.

Our convention is that Component.default_parameters == Component().parameters.

Returns Default parameters for this component.

Return type dict

describe(*self*, *print_name=False*, *return_dict=False*)

Describe a component and its parameters.

Parameters

- **print_name** (*bool, optional*) – whether to print name of component
- **return_dict** (*bool, optional*) – whether to return description as dictionary in the format {"name": name, "parameters": parameters}

Returns Returns dictionary if return_dict is True, else None.

Return type None or dict

property feature_importance(*self*)

Returns importance associated with each feature.

Returns Importance associated with each feature.

Return type np.ndarray

Raises **MethodPropertyNotFoundError** – If estimator does not have a feature_importance method or a component_obj that implements feature_importance.

fit(*self*, *X*, *y=None*)

Fits estimator to data.

Parameters

- **X** (*pd.DataFrame*) – The input training data of shape [n_samples, n_features].
- **y** (*pd.Series, optional*) – The target training data of length [n_samples].

Returns self

static load(*file_path*)

Loads component at file path.

Parameters **file_path** (*str*) – Location to load file.

Returns ComponentBase object

needs_fitting(*self*)

Returns boolean determining if component needs fitting before calling predict, predict_proba, transform, or feature_importances.

This can be overridden to False for components that do not need to be fit or whose fit methods do nothing.

Returns True.

property parameters(*self*)

Returns the parameters which were used to initialize the component.

predict(*self*, *X*)

Make predictions using selected features.

Parameters **X** (*pd.DataFrame*) – Data of shape [n_samples, n_features].

Returns Predicted values.

Return type pd.Series

Raises **MethodPropertyNotFoundError** – If estimator does not have a predict method or a component_obj that implements predict.

predict_proba(*self*, *X*)

Make probability estimates for labels.

Parameters **X** (*pd.DataFrame*) – Features.

Returns Probability estimates.

Return type pd.Series

Raises **MethodPropertyNotFoundError** – If estimator does not have a predict_proba method or a component_obj that implements predict_proba.

save(*self*, *file_path*, *pickle_protocol=cloudpickle.DEFAULT_PROTOCOL*)

Saves component at file path.

Parameters

- **file_path** (*str*) – Location to save file.
- **pickle_protocol** (*int*) – The pickle data stream format.

class evalml.pipelines.**DecisionTreeRegressor**(*criterion='mse', max_features='auto', max_depth=6, min_samples_split=2, min_weight_fraction_leaf=0.0, random_seed=0, **kwargs*)

Decision Tree Regressor.

Parameters

- **criterion** (*{"mse", "friedman_mse", "mae", "poisson"}*) – The function to measure the quality of a split. Supported criteria are:
  - "mse" for the mean squared error, which is equal to variance reduction as feature selection criterion and minimizes the L2 loss using the mean of each terminal node
  - "friedman_mse", which uses mean squared error with Friedman"s improvement score for potential splits
  - "mae" for the mean absolute error, which minimizes the L1 loss using the median of each terminal node,
  - "poisson" which uses reduction in Poisson deviance to find splits.
- **max_features** (*int, float or {"auto", "sqrt", "log2"}*) – The number of features to consider when looking for the best split:
  - If int, then consider max_features features at each split.
  - If float, then max_features is a fraction and int(max_features * n_features) features are considered at each split.
  - If "auto", then max_features=sqrt(n_features).
  - If "sqrt", then max_features=sqrt(n_features).
  - If "log2", then max_features=log2(n_features).
  - If None, then max_features = n_features.

  The search for a split does not stop until at least one valid partition of the node samples is found, even if it requires to effectively inspect more than max_features features.
- **max_depth** (*int*) – The maximum depth of the tree. Defaults to 6.
- **min_samples_split** (*int or float*) – The minimum number of samples required to split an internal node:
  - If int, then consider min_samples_split as the minimum number.
  - If float, then min_samples_split is a fraction and ceil(min_samples_split * n_samples) are the minimum number of samples for each split.

  Defaults to 2.
- **min_weight_fraction_leaf** (*float*) – The minimum weighted fraction of the sum total of weights (of all the input samples) required to be at a leaf node. Defaults to 0.0.
- **random_seed** (*int*) – Seed for the random number generator. Defaults to 0.

Attributes

hyper-parameter_ranges	{ "criterion": ["mse", "friedman_mse", "mae"], "max_features": ["auto", "sqrt", "log2"], "max_depth": Integer(4, 10),}
model_family	ModelFamily.DECISION_TREE
modifies_features	True
modifies_target	False
name	Decision Tree Regressor
supported_problem_types	[ProblemTypes.REGRESSION, ProblemTypes.TIME_SERIES_REGRESSION,]
training_only	False

Methods

`clone`	Constructs a new component with the same parameters and random state.
`default_parameters`	Returns the default parameters for this component.
`describe`	Describe a component and its parameters.
`feature_importance`	Returns importance associated with each feature.
`fit`	Fits estimator to data.
`load`	Loads component at file path.
`needs_fitting`	Returns boolean determining if component needs fitting before calling predict, predict_proba, transform, or feature_importances.
`parameters`	Returns the parameters which were used to initialize the component.
`predict`	Make predictions using selected features.
`predict_proba`	Make probability estimates for labels.
`save`	Saves component at file path.

clone(*self*)

Constructs a new component with the same parameters and random state.

Returns A new instance of this component with identical parameters and random state.

default_parameters(*cls*)

Returns the default parameters for this component.

Our convention is that Component.default_parameters == Component().parameters.

Returns Default parameters for this component.

Return type dict

describe(*self*, *print_name=False*, *return_dict=False*)

Describe a component and its parameters.

Parameters

- **print_name** (*bool, optional*) – whether to print name of component
- **return_dict** (*bool, optional*) – whether to return description as dictionary in the format {"name": name, "parameters": parameters}

Returns Returns dictionary if return_dict is True, else None.

Return type None or dict

property feature_importance(*self*)

Returns importance associated with each feature.

Returns Importance associated with each feature.

Return type np.ndarray

Raises **MethodPropertyNotFoundError** – If estimator does not have a feature_importance method or a component_obj that implements feature_importance.

fit(*self*, *X*, *y=None*)

Fits estimator to data.

Parameters

- **X** (*pd.DataFrame*) – The input training data of shape [n_samples, n_features].
- **y** (*pd.Series, optional*) – The target training data of length [n_samples].

Returns self

static load(*file_path*)

Loads component at file path.

Parameters **file_path** (*str*) – Location to load file.

Returns ComponentBase object

needs_fitting(*self*)

Returns boolean determining if component needs fitting before calling predict, predict_proba, transform, or feature_importances.

This can be overridden to False for components that do not need to be fit or whose fit methods do nothing.

Returns True.

property parameters(*self*)

Returns the parameters which were used to initialize the component.

predict(*self*, *X*)

Make predictions using selected features.

Parameters **X** (*pd.DataFrame*) – Data of shape [n_samples, n_features].

Returns Predicted values.

Return type pd.Series

Raises **MethodPropertyNotFoundError** – If estimator does not have a predict method or a component_obj that implements predict.

predict_proba(*self*, *X*)

Make probability estimates for labels.

Parameters **X** (*pd.DataFrame*) – Features.

Returns Probability estimates.

Return type pd.Series

Raises **MethodPropertyNotFoundError** – If estimator does not have a predict_proba method or a component_obj that implements predict_proba.

save (*self, file_path, pickle_protocol=cloudpickle.DEFAULT_PROTOCOL*)
Saves component at file path.

Parameters

- **file_path** (*str*) – Location to save file.
- **pickle_protocol** (*int*) – The pickle data stream format.

class evalml.pipelines.**DFSTransformer** (*index='index', features=None, random_seed=0, **kwargs*)
Featuretools DFS component that generates features for the input features.

Parameters

- **index** (*string*) – The name of the column that contains the indices. If no column with this name exists, then featuretools.EntitySet() creates a column with this name to serve as the index column. Defaults to 'index'.
- **random_seed** (*int*) – Seed for the random number generator. Defaults to 0.
- **features** (*list*) – List of features to run DFS on. Defaults to None. Features will only be computed if the columns used by the feature exist in the input and if the feature itself is not in input.

Attributes

hyper-parameter_ranges	{}
modifies_features	True
modifies_target	False
name	DFS Transformer
training_only	False

Methods

clone	Constructs a new component with the same parameters and random state.
default_parameters	Returns the default parameters for this component.
describe	Describe a component and its parameters.
fit	Fits the DFSTransformer Transformer component.
fit_transform	Fits on X and transforms X.
load	Loads component at file path.
needs_fitting	Returns boolean determining if component needs fitting before calling predict, predict_proba, transform, or feature_importances.
parameters	Returns the parameters which were used to initialize the component.
save	Saves component at file path.
transform	Computes the feature matrix for the input X using featuretools' dfs algorithm.

clone (*self*)

Constructs a new component with the same parameters and random state.

Returns A new instance of this component with identical parameters and random state.

default_parameters(*cls*)

Returns the default parameters for this component.

Our convention is that Component.default_parameters == Component().parameters.

Returns Default parameters for this component.

Return type dict

describe(*self*, *print_name=False*, *return_dict=False*)

Describe a component and its parameters.

Parameters

- **print_name** (*bool, optional*) – whether to print name of component
- **return_dict** (*bool, optional*) – whether to return description as dictionary in the format {"name": name, "parameters": parameters}

Returns Returns dictionary if return_dict is True, else None.

Return type None or dict

fit(*self*, *X*, *y=None*)

Fits the DFSTransformer Transformer component.

Parameters

- **X** (*pd.DataFrame, np.array*) – The input data to transform, of shape [n_samples, n_features].
- **y** (*pd.Series*) – The target training data of length [n_samples].

Returns self

fit_transform(*self*, *X*, *y=None*)

Fits on X and transforms X.

Parameters

- **X** (*pd.DataFrame*) – Data to fit and transform.
- **y** (*pd.Series*) – Target data.

Returns Transformed X.

Return type pd.DataFrame

Raises **MethodPropertyNotFoundError** – If transformer does not have a transform method or a component_obj that implements transform.

static load(*file_path*)

Loads component at file path.

Parameters **file_path** (*str*) – Location to load file.

Returns ComponentBase object

needs_fitting(*self*)

Returns boolean determining if component needs fitting before calling predict, predict_proba, transform, or feature_importances.

This can be overridden to False for components that do not need to be fit or whose fit methods do nothing.

Returns True.

property parameters(*self*)

Returns the parameters which were used to initialize the component.

save(*self*, *file_path*, *pickle_protocol=cloudpickle.DEFAULT_PROTOCOL*)

Saves component at file path.

Parameters

- **file_path** (*str*) – Location to save file.
- **pickle_protocol** (*int*) – The pickle data stream format.

transform(*self*, *X*, *y=None*)

Computes the feature matrix for the input X using featuretools' dfs algorithm.

Parameters

- **X** (*pd.DataFrame or np.ndarray*) – The input training data to transform. Has shape [n_samples, n_features]
- **y** (*pd.Series, optional*) – Ignored.

Returns Feature matrix

Return type pd.DataFrame

class evalml.pipelines.**ElasticNetClassifier**(*penalty='elasticnet', C=1.0, l1_ratio=0.15, multi_class='auto', solver='saga', n_jobs=-1, random_seed=0, **kwargs*)

Elastic Net Classifier. Uses Logistic Regression with elasticnet penalty as the base estimator.

Parameters

- **penalty** (*{"l1", "l2", "elasticnet", "none"}*) – The norm used in penalization. Defaults to "elasticnet".
- **C** (*float*) – Inverse of regularization strength. Must be a positive float. Defaults to 1.0.
- **l1_ratio** (*float*) – The mixing parameter, with 0 <= l1_ratio <= 1. Only used if penalty='elasticnet'. Setting l1_ratio=0 is equivalent to using penalty='l2', while setting l1_ratio=1 is equivalent to using penalty='l1'. For 0 < l1_ratio <1, the penalty is a combination of L1 and L2. Defaults to 0.15.
- **multi_class** (*{"auto", "ovr", "multinomial"}*) – If the option chosen is "ovr", then a binary problem is fit for each label. For "multinomial" the loss minimised is the multinomial loss fit across the entire probability distribution, even when the data is binary. "multinomial" is unavailable when solver="liblinear". "auto" selects "ovr" if the data is binary, or if solver="liblinear", and otherwise selects "multinomial". Defaults to "auto".
- **solver** (*{"newton-cg", "lbfgs", "liblinear", "sag", "saga"}*) – Algorithm to use in the optimization problem. For small datasets, "liblinear" is a good choice, whereas "sag" and "saga" are faster for large ones. For multiclass problems, only "newton-cg", "sag", "saga" and "lbfgs" handle multinomial loss; "liblinear" is limited to one-versus-rest schemes.
  - "newton-cg", "lbfgs", "sag" and "saga" handle L2 or no penalty
  - "liblinear" and "saga" also handle L1 penalty
  - "saga" also supports "elasticnet" penalty
  - "liblinear" does not support setting penalty='none'

  Defaults to "saga".

- **n_jobs** (*int*) – Number of parallel threads used to run xgboost. Note that creating thread contention will significantly slow down the algorithm. Defaults to -1.
- **random_seed** (*int*) – Seed for the random number generator. Defaults to 0.

Attributes

hyper-parameter_ranges	{ "C": Real(0.01, 10), "l1_ratio": Real(0, 1)}
model_family	ModelFamily.LINEAR_MODEL
modifies_features	True
modifies_target	False
name	Elastic Net Classifier
supported_problem_types	[ProblemTypes.BINARY, ProblemTypes.MULTICLASS, ProblemTypes.TIME_SERIES_BINARY, ProblemTypes.TIME_SERIES_MULTICLASS,]
training_only	False

Methods

clone	Constructs a new component with the same parameters and random state.
default_parameters	Returns the default parameters for this component.
describe	Describe a component and its parameters.
feature_importance	Feature importance for fitted ElasticNet classifier.
fit	Fits ElasticNet classifier component to data.
load	Loads component at file path.
needs_fitting	Returns boolean determining if component needs fitting before calling predict, predict_proba, transform, or feature_importances.
parameters	Returns the parameters which were used to initialize the component.
predict	Make predictions using selected features.
predict_proba	Make probability estimates for labels.
save	Saves component at file path.

clone (*self*)

Constructs a new component with the same parameters and random state.

Returns A new instance of this component with identical parameters and random state.

default_parameters (*cls*)

Returns the default parameters for this component.

Our convention is that Component.default_parameters == Component().parameters.

Returns Default parameters for this component.

Return type dict

describe (*self*, *print_name=False*, *return_dict=False*)

Describe a component and its parameters.

Parameters

- **print_name** (*bool, optional*) – whether to print name of component
- **return_dict** (*bool, optional*) – whether to return description as dictionary in the format {"name": name, "parameters": parameters}

Returns Returns dictionary if return_dict is True, else None.

Return type None or dict

property feature_importance(*self*)
Feature importance for fitted ElasticNet classifier.

fit(*self*, *X*, *y*)
Fits ElasticNet classifier component to data.

Parameters

- **X** (*pd.DataFrame*) – The input training data of shape [n_samples, n_features].
- **y** (*pd.Series*) – The target training data of length [n_samples].

Returns self

static load(*file_path*)
Loads component at file path.

Parameters **file_path** (*str*) – Location to load file.

Returns ComponentBase object

needs_fitting(*self*)
Returns boolean determining if component needs fitting before calling predict, predict_proba, transform, or feature_importances.

This can be overridden to False for components that do not need to be fit or whose fit methods do nothing.

Returns True.

property parameters(*self*)
Returns the parameters which were used to initialize the component.

predict(*self*, *X*)
Make predictions using selected features.

Parameters **X** (*pd.DataFrame*) – Data of shape [n_samples, n_features].

Returns Predicted values.

Return type pd.Series

Raises **MethodPropertyNotFoundError** – If estimator does not have a predict method or a component_obj that implements predict.

predict_proba(*self*, *X*)
Make probability estimates for labels.

Parameters **X** (*pd.DataFrame*) – Features.

Returns Probability estimates.

Return type pd.Series

Raises **MethodPropertyNotFoundError** – If estimator does not have a predict_proba method or a component_obj that implements predict_proba.

save(*self*, *file_path*, *pickle_protocol=cloudpickle.DEFAULT_PROTOCOL*)
Saves component at file path.

Parameters

- **file_path** (*str*) – Location to save file.
- **pickle_protocol** (*int*) – The pickle data stream format.

class evalml.pipelines.**ElasticNetRegressor**(*alpha=0.0001, l1_ratio=0.15, max_iter=1000, normalize=False, random_seed=0, **kwargs*)

Elastic Net Regressor.

Parameters

- **alpha** (*float*) – Constant that multiplies the penalty terms. Defaults to 0.0001.
- **l1_ratio** (*float*) – The mixing parameter, with 0 <= l1_ratio <= 1. Only used if penalty='elasticnet'. Setting l1_ratio=0 is equivalent to using penalty='l2', while setting l1_ratio=1 is equivalent to using penalty='l1'. For 0 < l1_ratio <1, the penalty is a combination of L1 and L2. Defaults to 0.15.
- **max_iter** (*int*) – The maximum number of iterations. Defaults to 1000.
- **normalize** (*boolean*) – If True, the regressors will be normalized before regression by subtracting the mean and dividing by the l2-norm. Defaults to False.
- **random_seed** (*int*) – Seed for the random number generator. Defaults to 0.

Attributes

hyperparameter_ranges	{ "alpha": Real(0, 1), "l1_ratio": Real(0, 1),}
model_family	ModelFamily.LINEAR_MODEL
modifies_features	True
modifies_target	False
name	Elastic Net Regressor
supported_problem_types	[ProblemTypes.REGRESSION, ProblemTypes.TIME_SERIES_REGRESSION,]
training_only	False

Methods

clone	Constructs a new component with the same parameters and random state.
default_parameters	Returns the default parameters for this component.
describe	Describe a component and its parameters.
feature_importance	Feature importance for fitted ElasticNet regressor.
fit	Fits estimator to data.
load	Loads component at file path.
needs_fitting	Returns boolean determining if component needs fitting before calling predict, predict_proba, transform, or feature_importances.
parameters	Returns the parameters which were used to initialize the component.

continues on next page

Table 679 – continued from previous page

predict	Make predictions using selected features.
predict_proba	Make probability estimates for labels.
save	Saves component at file path.

clone(*self*)

Constructs a new component with the same parameters and random state.

Returns A new instance of this component with identical parameters and random state.

default_parameters(*cls*)

Returns the default parameters for this component.

Our convention is that Component.default_parameters == Component().parameters.

Returns Default parameters for this component.

Return type dict

describe(*self*, *print_name=False*, *return_dict=False*)

Describe a component and its parameters.

Parameters

- **print_name** (*bool, optional*) – whether to print name of component
- **return_dict** (*bool, optional*) – whether to return description as dictionary in the format {"name": name, "parameters": parameters}

Returns Returns dictionary if return_dict is True, else None.

Return type None or dict

property feature_importance(*self*)

Feature importance for fitted ElasticNet regressor.

fit(*self*, *X*, *y=None*)

Fits estimator to data.

Parameters

- **X** (*pd.DataFrame*) – The input training data of shape [n_samples, n_features].
- **y** (*pd.Series, optional*) – The target training data of length [n_samples].

Returns self

static load(*file_path*)

Loads component at file path.

Parameters **file_path** (*str*) – Location to load file.

Returns ComponentBase object

needs_fitting(*self*)

Returns boolean determining if component needs fitting before calling predict, predict_proba, transform, or feature_importances.

This can be overridden to False for components that do not need to be fit or whose fit methods do nothing.

Returns True.

property parameters(*self*)

Returns the parameters which were used to initialize the component.

predict (*self*, *X*)
Make predictions using selected features.

Parameters **X** (*pd.DataFrame*) – Data of shape [n_samples, n_features].

Returns Predicted values.

Return type pd.Series

Raises **MethodPropertyNotFoundError** – If estimator does not have a predict method or a component_obj that implements predict.

predict_proba (*self*, *X*)
Make probability estimates for labels.

Parameters **X** (*pd.DataFrame*) – Features.

Returns Probability estimates.

Return type pd.Series

Raises **MethodPropertyNotFoundError** – If estimator does not have a predict_proba method or a component_obj that implements predict_proba.

save (*self*, *file_path*, *pickle_protocol=cloudpickle.DEFAULT_PROTOCOL*)
Saves component at file path.

Parameters

- **file_path** (*str*) – Location to save file.
- **pickle_protocol** (*int*) – The pickle data stream format.

class evalml.pipelines.**Estimator** (*parameters=None*, *component_obj=None*, *random_seed=0*, ***kwargs*)
A component that fits and predicts given data.

To implement a new Estimator, define your own class which is a subclass of Estimator, including a name and a list of acceptable ranges for any parameters to be tuned during the automl search (hyperparameters). Define an *__init__* method which sets up any necessary state and objects. Make sure your *__init__* only uses standard keyword arguments and calls *super().__init__()* with a parameters dict. You may also override the *fit*, *transform*, *fit_transform* and other methods in this class if appropriate.

To see some examples, check out the definitions of any Estimator component subclass.

Parameters

- **parameters** (*dict*) – Dictionary of parameters for the component. Defaults to None.
- **component_obj** (*obj*) – Third-party objects useful in component implementation. Defaults to None.
- **random_seed** (*int*) – Seed for the random number generator. Defaults to 0.

Attributes

model_family	ModelFamily.NONE
modifies_features	True
modifies_target	False
training_only	False

Methods

clone	Constructs a new component with the same parameters and random state.
default_parameters	Returns the default parameters for this component.
describe	Describe a component and its parameters.
feature_importance	Returns importance associated with each feature.
fit	Fits estimator to data.
load	Loads component at file path.
model_family	ModelFamily.NONE
name	Returns string name of this component.
needs_fitting	Returns boolean determining if component needs fitting before calling predict, predict_proba, transform, or feature_importances.
parameters	Returns the parameters which were used to initialize the component.
predict	Make predictions using selected features.
predict_proba	Make probability estimates for labels.
save	Saves component at file path.
supported_problem_types	Problem types this estimator supports.

clone(*self*)

Constructs a new component with the same parameters and random state.

Returns A new instance of this component with identical parameters and random state.

default_parameters(*cls*)

Returns the default parameters for this component.

Our convention is that Component.default_parameters == Component().parameters.

Returns Default parameters for this component.

Return type dict

describe(*self*, *print_name=False*, *return_dict=False*)

Describe a component and its parameters.

Parameters

- **print_name** (*bool, optional*) – whether to print name of component
- **return_dict** (*bool, optional*) – whether to return description as dictionary in the format {"name": name, "parameters": parameters}

Returns Returns dictionary if return_dict is True, else None.

Return type None or dict

property feature_importance(*self*)

Returns importance associated with each feature.

Returns Importance associated with each feature.

Return type np.ndarray

Raises **MethodPropertyNotFoundError** – If estimator does not have a feature_importance method or a component_obj that implements feature_importance.

fit(*self*, *X*, *y=None*)

Fits estimator to data.

Parameters

- **X** (*pd.DataFrame*) – The input training data of shape [n_samples, n_features].
- **y** (*pd.Series, optional*) – The target training data of length [n_samples].

Returns self

static load(*file_path*)
Loads component at file path.

Parameters **file_path** (*str*) – Location to load file.

Returns ComponentBase object

property model_family(*cls*)
Returns ModelFamily of this component.

property name(*cls*)
Returns string name of this component.

needs_fitting(*self*)
Returns boolean determining if component needs fitting before calling predict, predict_proba, transform, or feature_importances.

This can be overridden to False for components that do not need to be fit or whose fit methods do nothing.

Returns True.

property parameters(*self*)
Returns the parameters which were used to initialize the component.

predict(*self*, *X*)
Make predictions using selected features.

Parameters **X** (*pd.DataFrame*) – Data of shape [n_samples, n_features].

Returns Predicted values.

Return type pd.Series

Raises **MethodPropertyNotFoundError** – If estimator does not have a predict method or a component_obj that implements predict.

predict_proba(*self*, *X*)
Make probability estimates for labels.

Parameters **X** (*pd.DataFrame*) – Features.

Returns Probability estimates.

Return type pd.Series

Raises **MethodPropertyNotFoundError** – If estimator does not have a predict_proba method or a component_obj that implements predict_proba.

save(*self*, *file_path*, *pickle_protocol=cloudpickle.DEFAULT_PROTOCOL*)
Saves component at file path.

Parameters

- **file_path** (*str*) – Location to save file.
- **pickle_protocol** (*int*) – The pickle data stream format.

property supported_problem_types(*cls*)
Problem types this estimator supports.

class evalml.pipelines.**ExponentialSmoothingRegressor**(*trend=None, damped_trend=False, seasonal=None, sp=2, n_jobs=- 1, random_seed=0, **kwargs*)

Holt-Winters Exponential Smoothing Forecaster.

Currently ExponentialSmoothingRegressor isn't supported via conda install. It's recommended that it be installed via PyPI.

Parameters

- **trend** (*str*) – Type of trend component. Defaults to None.
- **damped_trend** (*bool*) – If the trend component should be damped. Defaults to False.
- **seasonal** (*str*) – Type of seasonal component. Takes one of {"additive", None}. Can also be multiplicative if
- **of the target data is 0** (*none*) –
- **AutoMLSearch wiill not tune for this. Defaults to None.** (*but*) –
- **sp** (*int*) – The number of seasonal periods to consider. Defaults to 2.
- **n_jobs** (*int or None*) – Non-negative integer describing level of parallelism used for pipelines. Defaults to -1.
- **random_seed** (*int*) – Seed for the random number generator. Defaults to 0.

Attributes

hyperparameter_ranges	{ "trend": [None, "additive"], "damped_trend": [True, False], "seasonal": [None, "additive"], "sp": Integer(2, 8),}
model_family	ModelFamily.EXPONENTIAL_SMOOTHING
modifies_features	True
modifies_target	False
name	Exponential Smoothing Regressor
supported_problem_types	[ProblemTypes.TIME_SERIES_REGRESSION]
training_only	False

Methods

clone	Constructs a new component with the same parameters and random state.
default_parameters	Returns the default parameters for this component.
describe	Describe a component and its parameters.
feature_importance	Returns array of 0's with a length of 1 as feature_importance is not defined for Exponential Smoothing regressor.
fit	Fits Exponential Smoothing Regressor to data.
load	Loads component at file path.

continues on next page

Table 681 – continued from previous page

needs_fitting	Returns boolean determining if component needs fitting before calling predict, predict_proba, transform, or feature_importances.
parameters	Returns the parameters which were used to initialize the component.
predict	Make predictions using fitted Exponential Smoothing regressor.
predict_proba	Make probability estimates for labels.
save	Saves component at file path.

clone(*self*)

Constructs a new component with the same parameters and random state.

Returns A new instance of this component with identical parameters and random state.

default_parameters(*cls*)

Returns the default parameters for this component.

Our convention is that Component.default_parameters == Component().parameters.

Returns Default parameters for this component.

Return type dict

describe(*self*, *print_name=False*, *return_dict=False*)

Describe a component and its parameters.

Parameters

- **print_name** (*bool, optional*) – whether to print name of component
- **return_dict** (*bool, optional*) – whether to return description as dictionary in the format {"name": name, "parameters": parameters}

Returns Returns dictionary if return_dict is True, else None.

Return type None or dict

property feature_importance(*self*)

Returns array of 0's with a length of 1 as feature_importance is not defined for Exponential Smoothing regressor.

fit(*self*, *X*, *y=None*)

Fits Exponential Smoothing Regressor to data.

Parameters

- **X** (*pd.DataFrame*) – The input training data of shape [n_samples, n_features]. Ignored.
- **y** (*pd.Series*) – The target training data of length [n_samples].

Returns self

Raises **ValueError** – If y was not passed in.

static load(*file_path*)

Loads component at file path.

Parameters **file_path** (*str*) – Location to load file.

Returns ComponentBase object

needs_fitting(*self*)

Returns boolean determining if component needs fitting before calling predict, predict_proba, transform, or feature_importances.

This can be overridden to False for components that do not need to be fit or whose fit methods do nothing.

Returns True.

property parameters(*self*)

Returns the parameters which were used to initialize the component.

predict(*self*, *X*, *y=None*)

Make predictions using fitted Exponential Smoothing regressor.

Parameters

- **X** (*pd.DataFrame*) – Data of shape [n_samples, n_features]. Ignored except to set forecast horizon.
- **y** (*pd.Series*) – Target data.

Returns Predicted values.

Return type pd.Series

predict_proba(*self*, *X*)

Make probability estimates for labels.

Parameters **X** (*pd.DataFrame*) – Features.

Returns Probability estimates.

Return type pd.Series

Raises **MethodPropertyNotFoundError** – If estimator does not have a predict_proba method or a component_obj that implements predict_proba.

save(*self*, *file_path*, *pickle_protocol=cloudpickle.DEFAULT_PROTOCOL*)

Saves component at file path.

Parameters

- **file_path** (*str*) – Location to save file.
- **pickle_protocol** (*int*) – The pickle data stream format.

class evalml.pipelines.**ExtraTreesClassifier**(*n_estimators=100*, *max_features='auto'*, *max_depth=6*, *min_samples_split=2*, *min_weight_fraction_leaf=0.0*, *n_jobs=- 1*, *random_seed=0*, ***kwargs*)

Extra Trees Classifier.

Parameters

- **n_estimators** (*float*) – The number of trees in the forest. Defaults to 100.
- **max_features** (*int, float or {"auto", "sqrt", "log2"}*) – The number of features to consider when looking for the best split:
  - If int, then consider max_features features at each split.
  - If float, then max_features is a fraction and int(max_features * n_features) features are considered at each split.
  - If "auto", then max_features=sqrt(n_features).
  - If "sqrt", then max_features=sqrt(n_features).

- If "log2", then max_features=log2(n_features).
- If None, then max_features = n_features.

The search for a split does not stop until at least one valid partition of the node samples is found, even if it requires to effectively inspect more than max_features features. Defaults to "auto".

- **max_depth** (*int*) – The maximum depth of the tree. Defaults to 6.
- **min_samples_split** (*int or float*) – The minimum number of samples required to split an internal node:
  - If int, then consider min_samples_split as the minimum number.
  - If float, then min_samples_split is a fraction and ceil(min_samples_split * n_samples) are the minimum number of samples for each split.
- **to 2.** (*Defaults*) –
- **min_weight_fraction_leaf** (*float*) – The minimum weighted fraction of the sum total of weights (of all the input samples) required to be at a leaf node. Defaults to 0.0.
- **n_jobs** (*int or None*) – Number of jobs to run in parallel. -1 uses all processes. Defaults to -1.
- **random_seed** (*int*) – Seed for the random number generator. Defaults to 0.

Attributes

hyper-parameter_ranges	{ "n_estimators": Integer(10, 1000), "max_features": ["auto", "sqrt", "log2"], "max_depth": Integer(4, 10),}
model_family	ModelFamily.EXTRA_TREES
modifies_features	True
modifies_target	False
name	Extra Trees Classifier
supported_problem_types	[ProblemTypes.BINARY, ProblemTypes.MULTICLASS, ProblemTypes.TIME_SERIES_BINARY, ProblemTypes.TIME_SERIES_MULTICLASS,]
training_only	False

Methods

clone	Constructs a new component with the same parameters and random state.
default_parameters	Returns the default parameters for this component.
describe	Describe a component and its parameters.
feature_importance	Returns importance associated with each feature.
fit	Fits estimator to data.
load	Loads component at file path.
needs_fitting	Returns boolean determining if component needs fitting before calling predict, predict_proba, transform, or feature_importances.

continues on next page

Table 682 – continued from previous page

parameters	Returns the parameters which were used to initialize the component.
predict	Make predictions using selected features.
predict_proba	Make probability estimates for labels.
save	Saves component at file path.

clone (*self*)

Constructs a new component with the same parameters and random state.

Returns A new instance of this component with identical parameters and random state.

default_parameters (*cls*)

Returns the default parameters for this component.

Our convention is that Component.default_parameters == Component().parameters.

Returns Default parameters for this component.

Return type dict

describe (*self*, *print_name=False*, *return_dict=False*)

Describe a component and its parameters.

Parameters

- **print_name** (*bool, optional*) – whether to print name of component
- **return_dict** (*bool, optional*) – whether to return description as dictionary in the format {"name": name, "parameters": parameters}

Returns Returns dictionary if return_dict is True, else None.

Return type None or dict

property feature_importance (*self*)

Returns importance associated with each feature.

Returns Importance associated with each feature.

Return type np.ndarray

Raises **MethodPropertyNotFoundError** – If estimator does not have a feature_importance method or a component_obj that implements feature_importance.

fit (*self*, *X*, *y=None*)

Fits estimator to data.

Parameters

- **X** (*pd.DataFrame*) – The input training data of shape [n_samples, n_features].
- **y** (*pd.Series, optional*) – The target training data of length [n_samples].

Returns self

static load (*file_path*)

Loads component at file path.

Parameters **file_path** (*str*) – Location to load file.

Returns ComponentBase object

needs_fitting (*self*)

Returns boolean determining if component needs fitting before calling predict, predict_proba, transform, or feature_importances.

This can be overridden to False for components that do not need to be fit or whose fit methods do nothing.

Returns True.

property parameters(*self*)

Returns the parameters which were used to initialize the component.

predict(*self*, *X*)

Make predictions using selected features.

Parameters **X** (*pd.DataFrame*) – Data of shape [n_samples, n_features].

Returns Predicted values.

Return type pd.Series

Raises **MethodPropertyNotFoundError** – If estimator does not have a predict method or a component_obj that implements predict.

predict_proba(*self*, *X*)

Make probability estimates for labels.

Parameters **X** (*pd.DataFrame*) – Features.

Returns Probability estimates.

Return type pd.Series

Raises **MethodPropertyNotFoundError** – If estimator does not have a predict_proba method or a component_obj that implements predict_proba.

save(*self*, *file_path*, *pickle_protocol=cloudpickle.DEFAULT_PROTOCOL*)

Saves component at file path.

Parameters

- **file_path** (*str*) – Location to save file.
- **pickle_protocol** (*int*) – The pickle data stream format.

class evalml.pipelines.**ExtraTreesRegressor**(*n_estimators=100*, *max_features='auto'*, *max_depth=6*, *min_samples_split=2*, *min_weight_fraction_leaf=0.0*, *n_jobs=-1*, *random_seed=0*, ***kwargs*)

Extra Trees Regressor.

Parameters

- **n_estimators** (*float*) – The number of trees in the forest. Defaults to 100.
- **max_features** (*int, float or {"auto", "sqrt", "log2"}*) – The number of features to consider when looking for the best split:
  - If int, then consider max_features features at each split.
  - If float, then max_features is a fraction and int(max_features * n_features) features are considered at each split.
  - If "auto", then max_features=sqrt(n_features).
  - If "sqrt", then max_features=sqrt(n_features).
  - If "log2", then max_features=log2(n_features).
  - If None, then max_features = n_features.

The search for a split does not stop until at least one valid partition of the node samples is found, even if it requires to effectively inspect more than max_features features. Defaults to "auto".

- **max_depth** (*int*) – The maximum depth of the tree. Defaults to 6.
- **min_samples_split** (*int or float*) – The minimum number of samples required to split an internal node:
  - If int, then consider min_samples_split as the minimum number.
  - If float, then min_samples_split is a fraction and ceil(min_samples_split * n_samples) are the minimum number of samples for each split.
- **to 2.** (*Defaults*) –
- **min_weight_fraction_leaf** (*float*) – The minimum weighted fraction of the sum total of weights (of all the input samples) required to be at a leaf node. Defaults to 0.0.
- **n_jobs** (*int or None*) – Number of jobs to run in parallel. -1 uses all processes. Defaults to -1.
- **random_seed** (*int*) – Seed for the random number generator. Defaults to 0.

Attributes

hyper-parameter_ranges	{ "n_estimators": Integer(10, 1000), "max_features": ["auto", "sqrt", "log2"], "max_depth": Integer(4, 10),}
model_family	ModelFamily.EXTRA_TREES
modifies_features	True
modifies_target	False
name	Extra Trees Regressor
supported_problem_types	[ProblemTypes.REGRESSION, ProblemTypes.TIME_SERIES_REGRESSION,]
training_only	False

Methods

clone	Constructs a new component with the same parameters and random state.
default_parameters	Returns the default parameters for this component.
describe	Describe a component and its parameters.
feature_importance	Returns importance associated with each feature.
fit	Fits estimator to data.
load	Loads component at file path.
needs_fitting	Returns boolean determining if component needs fitting before calling predict, predict_proba, transform, or feature_importances.
parameters	Returns the parameters which were used to initialize the component.
predict	Make predictions using selected features.
predict_proba	Make probability estimates for labels.

continues on next page

Table 683 – continued from previous page

`save`	Saves component at file path.

clone (*self*)

Constructs a new component with the same parameters and random state.

Returns A new instance of this component with identical parameters and random state.

default_parameters (*cls*)

Returns the default parameters for this component.

Our convention is that Component.default_parameters == Component().parameters.

Returns Default parameters for this component.

Return type dict

describe (*self, print_name=False, return_dict=False*)

Describe a component and its parameters.

Parameters

- **print_name** (*bool, optional*) – whether to print name of component
- **return_dict** (*bool, optional*) – whether to return description as dictionary in the format {"name": name, "parameters": parameters}

Returns Returns dictionary if return_dict is True, else None.

Return type None or dict

property feature_importance (*self*)

Returns importance associated with each feature.

Returns Importance associated with each feature.

Return type np.ndarray

Raises **MethodPropertyNotFoundError** – If estimator does not have a feature_importance method or a component_obj that implements feature_importance.

fit (*self, X, y=None*)

Fits estimator to data.

Parameters

- **X** (*pd.DataFrame*) – The input training data of shape [n_samples, n_features].
- **y** (*pd.Series, optional*) – The target training data of length [n_samples].

Returns self

static load (*file_path*)

Loads component at file path.

Parameters **file_path** (*str*) – Location to load file.

Returns ComponentBase object

needs_fitting (*self*)

Returns boolean determining if component needs fitting before calling predict, predict_proba, transform, or feature_importances.

This can be overridden to False for components that do not need to be fit or whose fit methods do nothing.

Returns True.

property parameters (*self*)
Returns the parameters which were used to initialize the component.

predict (*self*, *X*)
Make predictions using selected features.

Parameters **X** (*pd.DataFrame*) – Data of shape [n_samples, n_features].

Returns Predicted values.

Return type pd.Series

Raises **MethodPropertyNotFoundError** – If estimator does not have a predict method or a component_obj that implements predict.

predict_proba (*self*, *X*)
Make probability estimates for labels.

Parameters **X** (*pd.DataFrame*) – Features.

Returns Probability estimates.

Return type pd.Series

Raises **MethodPropertyNotFoundError** – If estimator does not have a predict_proba method or a component_obj that implements predict_proba.

save (*self*, *file_path*, *pickle_protocol=cloudpickle.DEFAULT_PROTOCOL*)
Saves component at file path.

Parameters

- **file_path** (*str*) – Location to save file.
- **pickle_protocol** (*int*) – The pickle data stream format.

class evalml.pipelines.**FeatureSelector** (*parameters=None*, *component_obj=None*, *random_seed=0*, ***kwargs*)
Selects top features based on importance weights.

Parameters

- **parameters** (*dict*) – Dictionary of parameters for the component. Defaults to None.
- **component_obj** (*obj*) – Third-party objects useful in component implementation. Defaults to None.
- **random_seed** (*int*) – Seed for the random number generator. Defaults to 0.

Attributes

modifies_features	True
modifies_target	False
training_only	False

Methods

clone	Constructs a new component with the same parameters and random state.

continues on next page

Table 684 – continued from previous page

default_parameters	Returns the default parameters for this component.
describe	Describe a component and its parameters.
fit	Fits component to data.
fit_transform	Fit and transform data using the feature selector.
get_names	Get names of selected features.
load	Loads component at file path.
name	Returns string name of this component.
needs_fitting	Returns boolean determining if component needs fitting before calling predict, predict_proba, transform, or feature_importances.
parameters	Returns the parameters which were used to initialize the component.
save	Saves component at file path.
transform	Transforms input data by selecting features. If the component_obj does not have a transform method, will raise an MethodPropertyNotFoundError exception.

clone (*self*)

Constructs a new component with the same parameters and random state.

Returns A new instance of this component with identical parameters and random state.

default_parameters (*cls*)

Returns the default parameters for this component.

Our convention is that Component.default_parameters == Component().parameters.

Returns Default parameters for this component.

Return type dict

describe (*self*, *print_name=False*, *return_dict=False*)

Describe a component and its parameters.

Parameters

- **print_name** (*bool, optional*) – whether to print name of component
- **return_dict** (*bool, optional*) – whether to return description as dictionary in the format {"name": name, "parameters": parameters}

Returns Returns dictionary if return_dict is True, else None.

Return type None or dict

fit (*self*, *X*, *y=None*)

Fits component to data.

Parameters

- **X** (*pd.DataFrame*) – The input training data of shape [n_samples, n_features]
- **y** (*pd.Series, optional*) – The target training data of length [n_samples]

Returns self

Raises **MethodPropertyNotFoundError** – If component does not have a fit method or a component_obj that implements fit.

fit_transform(*self*, *X*, *y=None*)
Fit and transform data using the feature selector.

Parameters

- **X** (*pd.DataFrame*) – The input training data of shape [n_samples, n_features].
- **y** (*pd.Series, optional*) – The target training data of length [n_samples].

Returns Transformed data.

Return type pd.DataFrame

get_names(*self*)
Get names of selected features.

Returns List of the names of features selected.

Return type list[str]

static load(*file_path*)
Loads component at file path.

Parameters **file_path** (*str*) – Location to load file.

Returns ComponentBase object

property name(*cls*)
Returns string name of this component.

needs_fitting(*self*)
Returns boolean determining if component needs fitting before calling predict, predict_proba, transform, or feature_importances.

This can be overridden to False for components that do not need to be fit or whose fit methods do nothing.

Returns True.

property parameters(*self*)
Returns the parameters which were used to initialize the component.

save(*self*, *file_path*, *pickle_protocol=cloudpickle.DEFAULT_PROTOCOL*)
Saves component at file path.

Parameters

- **file_path** (*str*) – Location to save file.
- **pickle_protocol** (*int*) – The pickle data stream format.

transform(*self*, *X*, *y=None*)
Transforms input data by selecting features. If the component_obj does not have a transform method, will raise an MethodPropertyNotFoundError exception.

Parameters

- **X** (*pd.DataFrame*) – Data to transform.
- **y** (*pd.Series, optional*) – Target data. Ignored.

Returns Transformed X

Return type pd.DataFrame

Raises **MethodPropertyNotFoundError** – If feature selector does not have a transform method or a component_obj that implements transform

class evalml.pipelines.**KNeighborsClassifier**(*n_neighbors=5, weights='uniform', algorithm='auto', leaf_size=30, p=2, random_seed=0, **kwargs*)

K-Nearest Neighbors Classifier.

Parameters

- **n_neighbors** (*int*) – Number of neighbors to use by default. Defaults to 5.
- **weights** (*{ 'uniform', 'distance'} or callable*) – Weight function used in prediction. Can be:
  - 'uniform' : uniform weights. All points in each neighborhood are weighted equally.
  - 'distance' : weight points by the inverse of their distance. in this case, closer neighbors of a query point will have a greater influence than neighbors which are further away.
  - [callable] : a user-defined function which accepts an array of distances, and returns an array of the same shape containing the weights.

  Defaults to "uniform".
- **algorithm** (*{ 'auto', 'ball_tree', 'kd_tree', 'brute'}*) – Algorithm used to compute the nearest neighbors:
  - 'ball_tree' will use BallTree
  - 'kd_tree' will use KDTree
  - 'brute' will use a brute-force search.

  'auto' will attempt to decide the most appropriate algorithm based on the values passed to fit method. Defaults to "auto". Note: fitting on sparse input will override the setting of this parameter, using brute force.
- **leaf_size** (*int*) – Leaf size passed to BallTree or KDTree. This can affect the speed of the construction and query, as well as the memory required to store the tree. The optimal value depends on the nature of the problem. Defaults to 30.
- **p** (*int*) – Power parameter for the Minkowski metric. When p = 1, this is equivalent to using manhattan_distance (l1), and euclidean_distance (l2) for p = 2. For arbitrary p, minkowski_distance (l_p) is used. Defaults to 2.
- **random_seed** (*int*) – Seed for the random number generator. Defaults to 0.

Attributes

hyperparameter_ranges	{ "n_neighbors": Integer(2, 12), "weights": ["uniform", "distance"], "algorithm": ["auto", "ball_tree", "kd_tree", "brute"], "leaf_size": Integer(10, 30), "p": Integer(1, 5),}
model_family	ModelFamily.K_NEIGHBORS
modifies_features	True
modifies_target	False
name	KNN Classifier
supported_problem_types	[ProblemTypes.BINARY, ProblemTypes.MULTICLASS, ProblemTypes.TIME_SERIES_BINARY, ProblemTypes.TIME_SERIES_MULTICLASS,]
training_only	False

Methods

clone	Constructs a new component with the same parameters and random state.
default_parameters	Returns the default parameters for this component.
describe	Describe a component and its parameters.
feature_importance	Returns array of 0's matching the input number of features as feature_importance is not defined for KNN classifiers.
fit	Fits estimator to data.
load	Loads component at file path.
needs_fitting	Returns boolean determining if component needs fitting before calling predict, predict_proba, transform, or feature_importances.
parameters	Returns the parameters which were used to initialize the component.
predict	Make predictions using selected features.
predict_proba	Make probability estimates for labels.
save	Saves component at file path.

clone (*self*)

Constructs a new component with the same parameters and random state.

Returns A new instance of this component with identical parameters and random state.

default_parameters (*cls*)

Returns the default parameters for this component.

Our convention is that Component.default_parameters == Component().parameters.

Returns Default parameters for this component.

Return type dict

describe (*self*, *print_name=False*, *return_dict=False*)

Describe a component and its parameters.

Parameters

- **print_name** (*bool, optional*) – whether to print name of component
- **return_dict** (*bool, optional*) – whether to return description as dictionary in the format {"name": name, "parameters": parameters}

Returns Returns dictionary if return_dict is True, else None.

Return type None or dict

property feature_importance (*self*)

Returns array of 0's matching the input number of features as feature_importance is not defined for KNN classifiers.

fit (*self*, *X*, *y=None*)

Fits estimator to data.

Parameters

- **X** (*pd.DataFrame*) – The input training data of shape [n_samples, n_features].
- **y** (*pd.Series, optional*) – The target training data of length [n_samples].

Returns self

static load (*file_path*)
Loads component at file path.

Parameters **file_path** (*str*) – Location to load file.

Returns ComponentBase object

needs_fitting (*self*)
Returns boolean determining if component needs fitting before calling predict, predict_proba, transform, or feature_importances.

This can be overridden to False for components that do not need to be fit or whose fit methods do nothing.

Returns True.

property parameters (*self*)
Returns the parameters which were used to initialize the component.

predict (*self*, *X*)
Make predictions using selected features.

Parameters **X** (*pd.DataFrame*) – Data of shape [n_samples, n_features].

Returns Predicted values.

Return type pd.Series

Raises **MethodPropertyNotFoundError** – If estimator does not have a predict method or a component_obj that implements predict.

predict_proba (*self*, *X*)
Make probability estimates for labels.

Parameters **X** (*pd.DataFrame*) – Features.

Returns Probability estimates.

Return type pd.Series

Raises **MethodPropertyNotFoundError** – If estimator does not have a predict_proba method or a component_obj that implements predict_proba.

save (*self*, *file_path*, *pickle_protocol=cloudpickle.DEFAULT_PROTOCOL*)
Saves component at file path.

Parameters

- **file_path** (*str*) – Location to save file.
- **pickle_protocol** (*int*) – The pickle data stream format.

class evalml.pipelines.**LightGBMClassifier** (*boosting_type='gbdt', learning_rate=0.1, n_estimators=100, max_depth=0, num_leaves=31, min_child_samples=20, bagging_fraction=0.9, bagging_freq=0, n_jobs=-1, random_seed=0, **kwargs*)
LightGBM Classifier.

Parameters

- **boosting_type** (*string*) – Type of boosting to use. Defaults to "gbdt". - 'gbdt' uses traditional Gradient Boosting Decision Tree - "dart", uses Dropouts meet Multiple Additive Regression Trees - "goss", uses Gradient-based One-Side Sampling - "rf", uses Random Forest
- **learning_rate** (*float*) – Boosting learning rate. Defaults to 0.1.

- **n_estimators** (*int*) – Number of boosted trees to fit. Defaults to 100.
- **max_depth** (*int*) – Maximum tree depth for base learners, <=0 means no limit. Defaults to 0.
- **num_leaves** (*int*) – Maximum tree leaves for base learners. Defaults to 31.
- **min_child_samples** (*int*) – Minimum number of data needed in a child (leaf). Defaults to 20.
- **bagging_fraction** (*float*) – LightGBM will randomly select a subset of features on each iteration (tree) without resampling if this is smaller than 1.0. For example, if set to 0.8, LightGBM will select 80% of features before training each tree. This can be used to speed up training and deal with overfitting. Defaults to 0.9.
- **bagging_freq** (*int*) – Frequency for bagging. 0 means bagging is disabled. k means perform bagging at every k iteration. Every k-th iteration, LightGBM will randomly select bagging_fraction * 100 % of the data to use for the next k iterations. Defaults to 0.
- **n_jobs** (*int or None*) – Number of threads to run in parallel. -1 uses all threads. Defaults to -1.
- **random_seed** (*int*) – Seed for the random number generator. Defaults to 0.

Attributes

hyper-parameter_ranges	{ "learning_rate": Real(0.000001, 1), "boosting_type": ["gbdt", "dart", "goss", "rf"], "n_estimators": Integer(10, 100), "max_depth": Integer(0, 10), "num_leaves": Integer(2, 100), "min_child_samples": Integer(1, 100), "bagging_fraction": Real(0.000001, 1), "bagging_freq": Integer(0, 1),}
model_family	ModelFamily.LIGHTGBM
modifies_features	True
modifies_target	False
name	LightGBM Classifier
SEED_MAX	SEED_BOUNDS.max_bound
SEED_MIN	0
supported_problem_types	[ProblemTypes.BINARY, ProblemTypes.MULTICLASS, ProblemTypes.TIME_SERIES_BINARY, ProblemTypes.TIME_SERIES_MULTICLASS,]
training_only	False

Methods

clone	Constructs a new component with the same parameters and random state.
default_parameters	Returns the default parameters for this component.
describe	Describe a component and its parameters.
feature_importance	Returns importance associated with each feature.
fit	Fits LightGBM classifier component to data.
load	Loads component at file path.
needs_fitting	Returns boolean determining if component needs fitting before calling predict, predict_proba, transform, or feature_importances.

continues on next page

Table 686 – continued from previous page

parameters	Returns the parameters which were used to initialize the component.
predict	Make predictions using the fitted LightGBM classifier.
predict_proba	Make prediction probabilities using the fitted LightGBM classifier.
save	Saves component at file path.

clone(*self*)

Constructs a new component with the same parameters and random state.

Returns A new instance of this component with identical parameters and random state.

default_parameters(*cls*)

Returns the default parameters for this component.

Our convention is that Component.default_parameters == Component().parameters.

Returns Default parameters for this component.

Return type dict

describe(*self*, *print_name=False*, *return_dict=False*)

Describe a component and its parameters.

Parameters

- **print_name** (*bool, optional*) – whether to print name of component
- **return_dict** (*bool, optional*) – whether to return description as dictionary in the format {"name": name, "parameters": parameters}

Returns Returns dictionary if return_dict is True, else None.

Return type None or dict

property feature_importance(*self*)

Returns importance associated with each feature.

Returns Importance associated with each feature.

Return type np.ndarray

Raises **MethodPropertyNotFoundError** – If estimator does not have a feature_importance method or a component_obj that implements feature_importance.

fit(*self*, *X*, *y=None*)

Fits LightGBM classifier component to data.

Parameters

- **X** (*pd.DataFrame*) – The input training data of shape [n_samples, n_features].
- **y** (*pd.Series*) – The target training data of length [n_samples].

Returns self

static load(*file_path*)

Loads component at file path.

Parameters **file_path** (*str*) – Location to load file.

Returns ComponentBase object

needs_fitting(*self*)

Returns boolean determining if component needs fitting before calling predict, predict_proba, transform, or feature_importances.

This can be overridden to False for components that do not need to be fit or whose fit methods do nothing.

Returns True.

property parameters(*self*)

Returns the parameters which were used to initialize the component.

predict(*self*, *X*)

Make predictions using the fitted LightGBM classifier.

Parameters **X** (*pd.DataFrame*) – Data of shape [n_samples, n_features].

Returns Predicted values.

Return type pd.DataFrame

predict_proba(*self*, *X*)

Make prediction probabilities using the fitted LightGBM classifier.

Parameters **X** (*pd.DataFrame*) – Data of shape [n_samples, n_features].

Returns Predicted probability values.

Return type pd.DataFrame

save(*self*, *file_path*, *pickle_protocol=cloudpickle.DEFAULT_PROTOCOL*)

Saves component at file path.

Parameters

- **file_path** (*str*) – Location to save file.
- **pickle_protocol** (*int*) – The pickle data stream format.

class evalml.pipelines.**LightGBMRegressor**(*boosting_type='gbdt'*, *learning_rate=0.1*, *n_estimators=20*, *max_depth=0*, *num_leaves=31*, *min_child_samples=20*, *bagging_fraction=0.9*, *bagging_freq=0*, *n_jobs=- 1*, *random_seed=0*, ***kwargs*)

LightGBM Regressor.

Parameters

- **boosting_type** (*string*) – Type of boosting to use. Defaults to "gbdt". - 'gbdt' uses traditional Gradient Boosting Decision Tree - "dart", uses Dropouts meet Multiple Additive Regression Trees - "goss", uses Gradient-based One-Side Sampling - "rf", uses Random Forest
- **learning_rate** (*float*) – Boosting learning rate. Defaults to 0.1.
- **n_estimators** (*int*) – Number of boosted trees to fit. Defaults to 100.
- **max_depth** (*int*) – Maximum tree depth for base learners, <=0 means no limit. Defaults to 0.
- **num_leaves** (*int*) – Maximum tree leaves for base learners. Defaults to 31.
- **min_child_samples** (*int*) – Minimum number of data needed in a child (leaf). Defaults to 20.

- **bagging_fraction** (*float*) – LightGBM will randomly select a subset of features on each iteration (tree) without resampling if this is smaller than 1.0. For example, if set to 0.8, LightGBM will select 80% of features before training each tree. This can be used to speed up training and deal with overfitting. Defaults to 0.9.
- **bagging_freq** (*int*) – Frequency for bagging. 0 means bagging is disabled. k means perform bagging at every k iteration. Every k-th iteration, LightGBM will randomly select bagging_fraction * 100 % of the data to use for the next k iterations. Defaults to 0.
- **n_jobs** (*int or None*) – Number of threads to run in parallel. -1 uses all threads. Defaults to -1.
- **random_seed** (*int*) – Seed for the random number generator. Defaults to 0.

Attributes

hyper-parameter_ranges	{ "learning_rate": Real(0.000001, 1), "boosting_type": ["gbdt", "dart", "goss", "rf"], "n_estimators": Integer(10, 100), "max_depth": Integer(0, 10), "num_leaves": Integer(2, 100), "min_child_samples": Integer(1, 100), "bagging_fraction": Real(0.000001, 1), "bagging_freq": Integer(0, 1),}
model_family	ModelFamily.LIGHTGBM
modifies_features	True
modifies_target	False
name	LightGBM Regressor
SEED_MAX	SEED_BOUNDS.max_bound
SEED_MIN	0
supported_problem_types	[ProblemTypes.REGRESSION]
training_only	False

Methods

clone	Constructs a new component with the same parameters and random state.
default_parameters	Returns the default parameters for this component.
describe	Describe a component and its parameters.
feature_importance	Returns importance associated with each feature.
fit	Fits LightGBM regressor to data.
load	Loads component at file path.
needs_fitting	Returns boolean determining if component needs fitting before calling predict, predict_proba, transform, or feature_importances.
parameters	Returns the parameters which were used to initialize the component.
predict	Make predictions using fitted LightGBM regressor.
predict_proba	Make probability estimates for labels.
save	Saves component at file path.

clone (*self*)

Constructs a new component with the same parameters and random state.

Returns A new instance of this component with identical parameters and random state.

default_parameters (*cls*)
Returns the default parameters for this component.

Our convention is that Component.default_parameters == Component().parameters.

Returns Default parameters for this component.

Return type dict

describe (*self*, *print_name=False*, *return_dict=False*)
Describe a component and its parameters.

Parameters

- **print_name** (*bool, optional*) – whether to print name of component
- **return_dict** (*bool, optional*) – whether to return description as dictionary in the format {"name": name, "parameters": parameters}

Returns Returns dictionary if return_dict is True, else None.

Return type None or dict

property feature_importance (*self*)
Returns importance associated with each feature.

Returns Importance associated with each feature.

Return type np.ndarray

Raises **MethodPropertyNotFoundError** – If estimator does not have a feature_importance method or a component_obj that implements feature_importance.

fit (*self*, *X*, *y=None*)
Fits LightGBM regressor to data.

Parameters

- **X** (*pd.DataFrame*) – The input training data of shape [n_samples, n_features].
- **y** (*pd.Series*) – The target training data of length [n_samples].

Returns self

static load (*file_path*)
Loads component at file path.

Parameters **file_path** (*str*) – Location to load file.

Returns ComponentBase object

needs_fitting (*self*)
Returns boolean determining if component needs fitting before calling predict, predict_proba, transform, or feature_importances.

This can be overridden to False for components that do not need to be fit or whose fit methods do nothing.

Returns True.

property parameters (*self*)
Returns the parameters which were used to initialize the component.

predict (*self*, *X*)
Make predictions using fitted LightGBM regressor.

Parameters **X** (*pd.DataFrame*) – Data of shape [n_samples, n_features].

Returns Predicted values.

Return type pd.Series

predict_proba (*self*, *X*)

Make probability estimates for labels.

Parameters **X** (*pd.DataFrame*) – Features.

Returns Probability estimates.

Return type pd.Series

Raises **MethodPropertyNotFoundError** – If estimator does not have a predict_proba method or a component_obj that implements predict_proba.

save (*self*, *file_path*, *pickle_protocol=cloudpickle.DEFAULT_PROTOCOL*)

Saves component at file path.

Parameters

- **file_path** (*str*) – Location to save file.
- **pickle_protocol** (*int*) – The pickle data stream format.

class evalml.pipelines.**LinearRegressor** (*fit_intercept=True*, *normalize=False*, *n_jobs=- 1*, *random_seed=0*, ***kwargs*)

Linear Regressor.

Parameters

- **fit_intercept** (*boolean*) – Whether to calculate the intercept for this model. If set to False, no intercept will be used in calculations (i.e. data is expected to be centered). Defaults to True.
- **normalize** (*boolean*) – If True, the regressors will be normalized before regression by subtracting the mean and dividing by the l2-norm. This parameter is ignored when fit_intercept is set to False. Defaults to False.
- **n_jobs** (*int or None*) – Number of jobs to run in parallel. -1 uses all threads. Defaults to -1.
- **random_seed** (*int*) – Seed for the random number generator. Defaults to 0.

Attributes

hyper-parameter_ranges	{ "fit_intercept": [True, False], "normalize": [True, False]}
model_family	ModelFamily.LINEAR_MODEL
modifies_features	True
modifies_target	False
name	Linear Regressor
supported_problem_types	[ProblemTypes.REGRESSION, ProblemTypes.TIME_SERIES_REGRESSION,]
training_only	False

Methods

clone	Constructs a new component with the same parameters and random state.
default_parameters	Returns the default parameters for this component.
describe	Describe a component and its parameters.
feature_importance	Feature importance for fitted linear regressor.
fit	Fits estimator to data.
load	Loads component at file path.
needs_fitting	Returns boolean determining if component needs fitting before calling predict, predict_proba, transform, or feature_importances.
parameters	Returns the parameters which were used to initialize the component.
predict	Make predictions using selected features.
predict_proba	Make probability estimates for labels.
save	Saves component at file path.

clone (*self*)

Constructs a new component with the same parameters and random state.

Returns A new instance of this component with identical parameters and random state.

default_parameters (*cls*)

Returns the default parameters for this component.

Our convention is that Component.default_parameters == Component().parameters.

Returns Default parameters for this component.

Return type dict

describe (*self*, *print_name=False*, *return_dict=False*)

Describe a component and its parameters.

Parameters

- **print_name** (*bool, optional*) – whether to print name of component
- **return_dict** (*bool, optional*) – whether to return description as dictionary in the format {"name": name, "parameters": parameters}

Returns Returns dictionary if return_dict is True, else None.

Return type None or dict

property feature_importance (*self*)

Feature importance for fitted linear regressor.

fit (*self*, *X*, *y=None*)

Fits estimator to data.

Parameters

- **X** (*pd.DataFrame*) – The input training data of shape [n_samples, n_features].
- **y** (*pd.Series, optional*) – The target training data of length [n_samples].

Returns self

static load (*file_path*)

Loads component at file path.

Parameters **file_path** (*str*) – Location to load file.

Returns ComponentBase object

needs_fitting(*self*)

Returns boolean determining if component needs fitting before calling predict, predict_proba, transform, or feature_importances.

This can be overridden to False for components that do not need to be fit or whose fit methods do nothing.

Returns True.

property parameters(*self*)

Returns the parameters which were used to initialize the component.

predict(*self*, *X*)

Make predictions using selected features.

Parameters **X** (*pd.DataFrame*) – Data of shape [n_samples, n_features].

Returns Predicted values.

Return type pd.Series

Raises **MethodPropertyNotFoundError** – If estimator does not have a predict method or a component_obj that implements predict.

predict_proba(*self*, *X*)

Make probability estimates for labels.

Parameters **X** (*pd.DataFrame*) – Features.

Returns Probability estimates.

Return type pd.Series

Raises **MethodPropertyNotFoundError** – If estimator does not have a predict_proba method or a component_obj that implements predict_proba.

save(*self*, *file_path*, *pickle_protocol=cloudpickle.DEFAULT_PROTOCOL*)

Saves component at file path.

Parameters

- **file_path** (*str*) – Location to save file.
- **pickle_protocol** (*int*) – The pickle data stream format.

class evalml.pipelines.**LogisticRegressionClassifier**(*penalty='l2'*, *C=1.0*, *multi_class='auto'*, *solver='lbfgs'*, *n_jobs=-1*, *random_seed=0*, ***kwargs*)

Logistic Regression Classifier.

Parameters

- **penalty** (*{"l1", "l2", "elasticnet", "none"}*) – The norm used in penalization. Defaults to "l2".
- **C** (*float*) – Inverse of regularization strength. Must be a positive float. Defaults to 1.0.
- **multi_class** (*{"auto", "ovr", "multinomial"}*) – If the option chosen is "ovr", then a binary problem is fit for each label. For "multinomial" the loss minimised is the multinomial loss fit across the entire probability distribution, even when the data is binary. "multinomial" is unavailable when solver="liblinear". "auto" selects "ovr" if the data is binary, or if solver="liblinear", and otherwise selects "multinomial". Defaults to "auto".

- **solver** (*{"newton-cg", "lbfgs", "liblinear", "sag", "saga"}*) – Algorithm to use in the optimization problem. For small datasets, "liblinear" is a good choice, whereas "sag" and "saga" are faster for large ones. For multiclass problems, only "newton-cg", "sag", "saga" and "lbfgs" handle multinomial loss; "liblinear" is limited to one-versus-rest schemes.
  - "newton-cg", "lbfgs", "sag" and "saga" handle L2 or no penalty
  - "liblinear" and "saga" also handle L1 penalty
  - "saga" also supports "elasticnet" penalty
  - "liblinear" does not support setting penalty='none'

  Defaults to "lbfgs".
- **n_jobs** (*int*) – Number of parallel threads used to run xgboost. Note that creating thread contention will significantly slow down the algorithm. Defaults to -1.
- **random_seed** (*int*) – Seed for the random number generator. Defaults to 0.

Attributes

hyper-parameter_ranges	{ "penalty": ["l2"], "C": Real(0.01, 10),}
model_family	ModelFamily.LINEAR_MODEL
modifies_features	True
modifies_target	False
name	Logistic Regression Classifier
supported_problem_types	[ProblemTypes.BINARY, ProblemTypes.MULTICLASS, ProblemTypes.TIME_SERIES_BINARY, ProblemTypes.TIME_SERIES_MULTICLASS,]
training_only	False

Methods

clone	Constructs a new component with the same parameters and random state.
default_parameters	Returns the default parameters for this component.
describe	Describe a component and its parameters.
feature_importance	Feature importance for fitted logistic regression classifier.
fit	Fits estimator to data.
load	Loads component at file path.
needs_fitting	Returns boolean determining if component needs fitting before calling predict, predict_proba, transform, or feature_importances.
parameters	Returns the parameters which were used to initialize the component.
predict	Make predictions using selected features.
predict_proba	Make probability estimates for labels.
save	Saves component at file path.

clone (*self*)
Constructs a new component with the same parameters and random state.

Returns A new instance of this component with identical parameters and random state.

default_parameters (*cls*)
Returns the default parameters for this component.

Our convention is that Component.default_parameters == Component().parameters.

Returns Default parameters for this component.

Return type dict

describe (*self*, *print_name=False*, *return_dict=False*)
Describe a component and its parameters.

Parameters

- **print_name** (*bool, optional*) – whether to print name of component
- **return_dict** (*bool, optional*) – whether to return description as dictionary in the format {"name": name, "parameters": parameters}

Returns Returns dictionary if return_dict is True, else None.

Return type None or dict

property feature_importance (*self*)
Feature importance for fitted logistic regression classifier.

fit (*self*, *X*, *y=None*)
Fits estimator to data.

Parameters

- **X** (*pd.DataFrame*) – The input training data of shape [n_samples, n_features].
- **y** (*pd.Series, optional*) – The target training data of length [n_samples].

Returns self

static load (*file_path*)
Loads component at file path.

Parameters **file_path** (*str*) – Location to load file.

Returns ComponentBase object

needs_fitting (*self*)
Returns boolean determining if component needs fitting before calling predict, predict_proba, transform, or feature_importances.

This can be overridden to False for components that do not need to be fit or whose fit methods do nothing.

Returns True.

property parameters (*self*)
Returns the parameters which were used to initialize the component.

predict (*self*, *X*)
Make predictions using selected features.

Parameters **X** (*pd.DataFrame*) – Data of shape [n_samples, n_features].

Returns Predicted values.

Return type pd.Series

Raises **MethodPropertyNotFoundError** – If estimator does not have a predict method or a component_obj that implements predict.

predict_proba(*self*, *X*)

Make probability estimates for labels.

Parameters **X** (*pd.DataFrame*) – Features.

Returns Probability estimates.

Return type pd.Series

Raises **MethodPropertyNotFoundError** – If estimator does not have a predict_proba method or a component_obj that implements predict_proba.

save(*self*, *file_path*, *pickle_protocol=cloudpickle.DEFAULT_PROTOCOL*)

Saves component at file path.

Parameters

- **file_path** (*str*) – Location to save file.
- **pickle_protocol** (*int*) – The pickle data stream format.

class evalml.pipelines.**MulticlassClassificationPipeline**(*component_graph*, *parameters=None*, *custom_name=None*, *random_seed=0*)

Pipeline subclass for all multiclass classification pipelines.

Parameters

- **component_graph** (*ComponentGraph, list, dict*) – ComponentGraph instance, list of components in order, or dictionary of components. Accepts strings or ComponentBase subclasses in the list. Note that when duplicate components are specified in a list, the duplicate component names will be modified with the component's index in the list. For example, the component graph [Imputer, One Hot Encoder, Imputer, Logistic Regression Classifier] will have names ["Imputer", "One Hot Encoder", "Imputer_2", "Logistic Regression Classifier"]
- **parameters** (*dict*) – Dictionary with component names as keys and dictionary of that component's parameters as values. An empty dictionary or None implies using all default values for component parameters. Defaults to None.
- **custom_name** (*str*) – Custom name for the pipeline. Defaults to None.
- **random_seed** (*int*) – Seed for the random number generator. Defaults to 0.

Example

```
>>> pipeline = MulticlassClassificationPipeline(component_graph=["Simple Imputer",
↪ "Logistic Regression Classifier"],
...                                             parameters={"Logistic Regression␣
↪Classifier": {"penalty": "elasticnet",
...                                                                                ␣
↪             "solver": "liblinear"}},
...                                             custom_name="My Multiclass␣
↪Pipeline")
...
>>> assert pipeline.custom_name == "My Multiclass Pipeline"
>>> assert pipeline.component_graph.component_dict.keys() == {'Simple Imputer',
↪'Logistic Regression Classifier'}
```

(continues on next page)

(continued from previous page)

The pipeline parameters will be chosen from the default parameters for every component, unless specific parameters were passed in as they were above.

```
>>> assert pipeline.parameters == {
...     'Simple Imputer': {'impute_strategy': 'most_frequent', 'fill_value': None}
↪,
...     'Logistic Regression Classifier': {'penalty': 'elasticnet',
...                                        'C': 1.0,
...                                        'n_jobs': -1,
...                                        'multi_class': 'auto',
...                                        'solver': 'liblinear'}}
```

Attributes

problem_type	ProblemTypes.MULTICLASS

Methods

can_tune_threshold_with_objective	Determine whether the threshold of a binary classification pipeline can be tuned.
*classes_*	Gets the class names for the pipeline. Will return None before pipeline is fit.
clone	Constructs a new pipeline with the same components, parameters, and random seed.
create_objectives	Create objective instances from a list of strings or objective classes.
custom_name	Custom name of the pipeline.
describe	Outputs pipeline details including component parameters.
feature_importance	Importance associated with each feature. Features dropped by the feature selection are excluded.
fit	Build a classification model. For string and categorical targets, classes are sorted by sorted(set(y)) and then are mapped to values between 0 and n_classes-1.
get_component	Returns component by name.
get_hyperparameter_ranges	Returns hyperparameter ranges from all components as a dictionary.
graph	Generate an image representing the pipeline graph.
graph_feature_importance	Generate a bar graph of the pipeline's feature importance.
graph_json	Generates a JSON with nodes consisting of the component names and parameters, and edges detailing component relationships.
inverse_transform	Apply component inverse_transform methods to estimator predictions in reverse order.
load	Loads pipeline at file path.
model_family	Returns model family of this pipeline.
name	Name of the pipeline.

continues on next page

Table 690 – continued from previous page

new	Constructs a new instance of the pipeline with the same component graph but with a different set of parameters. Not to be confused with python's __new__ method.
parameters	Parameter dictionary for this pipeline.
predict	Make predictions using selected features.
predict_proba	Make probability estimates for labels.
save	Saves pipeline at file path.
score	Evaluate model performance on objectives.
summary	A short summary of the pipeline structure, describing the list of components used.
transform	Transform the input.
transform_all_but_final	Transforms the data by applying all pre-processing components.

can_tune_threshold_with_objective(*self*, *objective*)

Determine whether the threshold of a binary classification pipeline can be tuned.

Parameters **objective** (*ObjectiveBase*) – Primary AutoMLSearch objective.

Returns True if the pipeline threshold can be tuned.

Return type bool

property classes_(*self*)

Gets the class names for the pipeline. Will return None before pipeline is fit.

clone(*self*)

Constructs a new pipeline with the same components, parameters, and random seed.

Returns A new instance of this pipeline with identical components, parameters, and random seed.

static create_objectives(*objectives*)

Create objective instances from a list of strings or objective classes.

property custom_name(*self*)

Custom name of the pipeline.

describe(*self*, *return_dict=False*)

Outputs pipeline details including component parameters.

Parameters **return_dict** (*bool*) – If True, return dictionary of information about pipeline. Defaults to False.

Returns Dictionary of all component parameters if return_dict is True, else None.

Return type dict

property feature_importance(*self*)

Importance associated with each feature. Features dropped by the feature selection are excluded.

Returns Feature names and their corresponding importance

Return type pd.DataFrame

fit(*self*, *X*, *y*)

Build a classification model. For string and categorical targets, classes are sorted by sorted(set(y)) and then are mapped to values between 0 and n_classes-1.

Parameters

- **X** (*pd.DataFrame or np.ndarray*) – The input training data of shape [n_samples, n_features]
- **y** (*pd.Series, np.ndarray*) – The target training labels of length [n_samples]

Returns self

Raises **ValueError** – If the number of unique classes in y are not appropriate for the type of pipeline.

get_component (*self*, *name*)

Returns component by name.

Parameters **name** (*str*) – Name of component.

Returns Component to return

Return type Component

get_hyperparameter_ranges (*self*, *custom_hyperparameters*)

Returns hyperparameter ranges from all components as a dictionary.

Parameters **custom_hyperparameters** (*dict*) – Custom hyperparameters for the pipeline.

Returns Dictionary of hyperparameter ranges for each component in the pipeline.

Return type dict

graph (*self*, *filepath=None*)

Generate an image representing the pipeline graph.

Parameters **filepath** (*str, optional*) – Path to where the graph should be saved. If set to None (as by default), the graph will not be saved.

Returns Graph object that can be directly displayed in Jupyter notebooks.

Return type graphviz.Digraph

Raises

- **RuntimeError** – If graphviz is not installed.
- **ValueError** – If path is not writeable.

graph_feature_importance (*self*, *importance_threshold=0*)

Generate a bar graph of the pipeline's feature importance.

Parameters **importance_threshold** (*float, optional*) – If provided, graph features with a permutation importance whose absolute value is larger than importance_threshold. Defaults to zero.

Returns A bar graph showing features and their corresponding importance.

Return type plotly.Figure

Raises **ValueError** – If importance threshold is not valid.

graph_json (*self*)

Generates a JSON with nodes consisting of the component names and parameters, and edges detailing component relationships.

x_edges specifies from which component feature data is being passed. y_edges specifies from which component target data is being passed. This can be used to build graphs across a variety of visualization tools. Template: {"Nodes": {"component_name": {"Name": class_name, "Parameters": parameters_attributes}, ...}}, "x_edges": [[from_component_name, to_component_name],

[from_component_name, to_component_name], ...], "y_edges": [[from_component_name, to_component_name], [from_component_name, to_component_name], ...]}

Returns A serialized JSON representation of a DAG structure.

Return type dag_json (str)

inverse_transform(*self*, *y*)

Apply component inverse_transform methods to estimator predictions in reverse order.

Components that implement inverse_transform are PolynomialDetrender, LogTransformer, LabelEncoder (tbd).

Parameters **y** (*pd.Series*) – Final component features.

Returns The inverse transform of the target.

Return type pd.Series

static load(*file_path*)

Loads pipeline at file path.

Parameters **file_path** (*str*) – Location to load file.

Returns PipelineBase object

property model_family(*self*)

Returns model family of this pipeline.

property name(*self*)

Name of the pipeline.

new(*self*, *parameters*, *random_seed=0*)

Constructs a new instance of the pipeline with the same component graph but with a different set of parameters. Not to be confused with python's __new__ method.

Parameters

- **parameters** (*dict*) – Dictionary with component names as keys and dictionary of that component's parameters as values. An empty dictionary or None implies using all default values for component parameters. Defaults to None.
- **random_seed** (*int*) – Seed for the random number generator. Defaults to 0.

Returns A new instance of this pipeline with identical components.

property parameters(*self*)

Parameter dictionary for this pipeline.

Returns Dictionary of all component parameters.

Return type dict

predict(*self*, *X*, *objective=None*, *X_train=None*, *y_train=None*)

Make predictions using selected features.

Note: we cast y as ints first to address boolean values that may be returned from calculating predictions which we would not be able to otherwise transform if we originally had integer targets.

Parameters

- **X** (*pd.DataFrame*) – Data of shape [n_samples, n_features].
- **objective** (*Object or string*) – The objective to use to make predictions.
- **X_train** (*pd.DataFrame*) – Training data. Ignored. Only used for time series.

- **y_train** (*pd.Series*) – Training labels. Ignored. Only used for time series.

Returns Estimated labels.

Return type pd.Series

predict_proba (*self*, *X*, *X_train=None*, *y_train=None*)
Make probability estimates for labels.

Parameters

- **X** (*pd.DataFrame or np.ndarray*) – Data of shape [n_samples, n_features]
- **X_train** (*pd.DataFrame or np.ndarray or None*) – Training data. Ignored. Only used for time series.
- **y_train** (*pd.Series or None*) – Training labels. Ignored. Only used for time series.

Returns Probability estimates

Return type pd.DataFrame

Raises **ValueError** – If final component is not an estimator.

save (*self*, *file_path*, *pickle_protocol=cloudpickle.DEFAULT_PROTOCOL*)
Saves pipeline at file path.

Parameters

- **file_path** (*str*) – Location to save file.
- **pickle_protocol** (*int*) – The pickle data stream format.

score (*self*, *X*, *y*, *objectives*, *X_train=None*, *y_train=None*)
Evaluate model performance on objectives.

Parameters

- **X** (*pd.DataFrame*) – Data of shape [n_samples, n_features]
- **y** (*pd.Series*) – True labels of length [n_samples]
- **objectives** (*list*) – List of objectives to score
- **X_train** (*pd.DataFrame*) – Training data. Ignored. Only used for time series.
- **y_train** (*pd.Series*) – Training labels. Ignored. Only used for time series.

Returns Ordered dictionary of objective scores.

Return type dict

property summary (*self*)
A short summary of the pipeline structure, describing the list of components used.

Example: Logistic Regression Classifier w/ Simple Imputer + One Hot Encoder

Returns A string describing the pipeline structure.

transform (*self*, *X*, *y=None*)
Transform the input.

Parameters

- **X** (*pd.DataFrame, or np.ndarray*) – Data of shape [n_samples, n_features].
- **y** (*pd.Series*) – The target data of length [n_samples]. Defaults to None.

Returns Transformed output.

Return type pd.DataFrame

transform_all_but_final(*self*, *X*, *y=None*, *X_train=None*, *y_train=None*)

Transforms the data by applying all pre-processing components.

Parameters

- **X** (*pd.DataFrame*) – Input data to the pipeline to transform.
- **y** (*pd.Series or None*) – Targets corresponding to X. Optional.
- **X_train** (*pd.DataFrame or np.ndarray or None*) – Training data. Only used for time series.
- **y_train** (*pd.Series or None*) – Training labels. Only used for time series.

Returns New transformed features.

Return type pd.DataFrame

class evalml.pipelines.**OneHotEncoder**(*top_n=10*, *features_to_encode=None*, *categories=None*, *drop='if_binary'*, *handle_unknown='ignore'*, *handle_missing='error'*, *random_seed=0*, ***kwargs*)

A transformer that encodes categorical features in a one-hot numeric array.

Parameters

- **top_n** (*int*) – Number of categories per column to encode. If None, all categories will be encoded. Otherwise, the *n* most frequent will be encoded and all others will be dropped. Defaults to 10.
- **features_to_encode** (*list[str]*) – List of columns to encode. All other columns will remain untouched. If None, all appropriate columns will be encoded. Defaults to None.
- **categories** (*list*) – A two dimensional list of categories, where *categories[i]* is a list of the categories for the column at index *i*. This can also be *None*, or *"auto"* if *top_n* is not None. Defaults to None.
- **drop** (*string, list*) – Method ("first" or "if_binary") to use to drop one category per feature. Can also be a list specifying which categories to drop for each feature. Defaults to 'if_binary'.
- **handle_unknown** (*string*) – Whether to ignore or error for unknown categories for a feature encountered during *fit* or *transform*. If either *top_n* or *categories* is used to limit the number of categories per column, this must be "ignore". Defaults to "ignore".
- **handle_missing** (*string*) – Options for how to handle missing (NaN) values encountered during *fit* or *transform*. If this is set to "as_category" and NaN values are within the *n* most frequent, "nan" values will be encoded as their own column. If this is set to "error", any missing values encountered will raise an error. Defaults to "error".
- **random_seed** (*int*) – Seed for the random number generator. Defaults to 0.

Attributes

hyper-parameter_ranges	{}
modifies_features	True
modifies_target	False
name	One Hot Encoder
training_only	False

Methods

categories	Returns a list of the unique categories to be encoded for the particular feature, in order.
clone	Constructs a new component with the same parameters and random state.
default_parameters	Returns the default parameters for this component.
describe	Describe a component and its parameters.
fit	Fits the one-hot encoder component.
fit_transform	Fits on X and transforms X.
get_feature_names	Return feature names for the categorical features after fitting.
load	Loads component at file path.
needs_fitting	Returns boolean determining if component needs fitting before calling predict, predict_proba, transform, or feature_importances.
parameters	Returns the parameters which were used to initialize the component.
save	Saves component at file path.
transform	One-hot encode the input data.

categories(*self*, *feature_name*)

Returns a list of the unique categories to be encoded for the particular feature, in order.

Parameters **feature_name** (*str*) – The name of any feature provided to one-hot encoder during fit.

Returns The unique categories, in the same dtype as they were provided during fit.

Return type np.ndarray

Raises **ValueError** – If feature was not provided to one-hot encoder as a training feature.

clone(*self*)

Constructs a new component with the same parameters and random state.

Returns A new instance of this component with identical parameters and random state.

default_parameters(*cls*)

Returns the default parameters for this component.

Our convention is that Component.default_parameters == Component().parameters.

Returns Default parameters for this component.

Return type dict

describe (*self*, *print_name=False*, *return_dict=False*)
Describe a component and its parameters.

Parameters

- **print_name** (*bool, optional*) – whether to print name of component
- **return_dict** (*bool, optional*) – whether to return description as dictionary in the format {"name": name, "parameters": parameters}

Returns Returns dictionary if return_dict is True, else None.

Return type None or dict

fit (*self*, *X*, *y=None*)
Fits the one-hot encoder component.

Parameters

- **X** (*pd.DataFrame*) – The input training data of shape [n_samples, n_features].
- **y** (*pd.Series, optional*) – The target training data of length [n_samples].

Returns self

Raises **ValueError** – If encoding a column failed.

fit_transform (*self*, *X*, *y=None*)
Fits on X and transforms X.

Parameters

- **X** (*pd.DataFrame*) – Data to fit and transform.
- **y** (*pd.Series*) – Target data.

Returns Transformed X.

Return type pd.DataFrame

Raises **MethodPropertyNotFoundError** – If transformer does not have a transform method or a component_obj that implements transform.

get_feature_names (*self*)
Return feature names for the categorical features after fitting.

Feature names are formatted as {column name}_{category name}. In the event of a duplicate name, an integer will be added at the end of the feature name to distinguish it.

For example, consider a dataframe with a column called "A" and category "x_y" and another column called "A_x" with "y". In this example, the feature names would be "A_x_y" and "A_x_y_1".

Returns The feature names after encoding, provided in the same order as input_features.

Return type np.ndarray

static load (*file_path*)
Loads component at file path.

Parameters **file_path** (*str*) – Location to load file.

Returns ComponentBase object

needs_fitting (*self*)
Returns boolean determining if component needs fitting before calling predict, predict_proba, transform, or feature_importances.

This can be overridden to False for components that do not need to be fit or whose fit methods do nothing.

Returns True.

property parameters(*self*)

Returns the parameters which were used to initialize the component.

save(*self*, *file_path*, *pickle_protocol=cloudpickle.DEFAULT_PROTOCOL*)

Saves component at file path.

Parameters

- **file_path** (*str*) – Location to save file.
- **pickle_protocol** (*int*) – The pickle data stream format.

transform(*self*, *X*, *y=None*)

One-hot encode the input data.

Parameters

- **X** (*pd.DataFrame*) – Features to one-hot encode.
- **y** (*pd.Series*) – Ignored.

Returns Transformed data, where each categorical feature has been encoded into numerical columns using one-hot encoding.

Return type pd.DataFrame

class evalml.pipelines.**PerColumnImputer**(*impute_strategies=None*, *random_seed=0*, ***kwargs*)

Imputes missing data according to a specified imputation strategy per column.

Parameters

- **impute_strategies** (*dict*) – Column and {"impute_strategy": strategy, "fill_value":value} pairings. Valid values for impute strategy include "mean", "median", "most_frequent", "constant" for numerical data, and "most_frequent", "constant" for object data types. Defaults to None, which uses "most_frequent" for all columns. When impute_strategy == "constant", fill_value is used to replace missing data. When None, uses 0 when imputing numerical data and "missing_value" for strings or object data types.
- **random_seed** (*int*) – Seed for the random number generator. Defaults to 0.

Attributes

hyperparameter_ranges	{}
modifies_features	True
modifies_target	False
name	Per Column Imputer
training_only	False

Methods

clone	Constructs a new component with the same parameters and random state.

continues on next page

Table 692 – continued from previous page

default_parameters	Returns the default parameters for this component.
describe	Describe a component and its parameters.
fit	Fits imputers on input data.
fit_transform	Fits on X and transforms X.
load	Loads component at file path.
needs_fitting	Returns boolean determining if component needs fitting before calling predict, predict_proba, transform, or feature_importances.
parameters	Returns the parameters which were used to initialize the component.
save	Saves component at file path.
transform	Transforms input data by imputing missing values.

clone(*self*)

Constructs a new component with the same parameters and random state.

Returns A new instance of this component with identical parameters and random state.

default_parameters(*cls*)

Returns the default parameters for this component.

Our convention is that Component.default_parameters == Component().parameters.

Returns Default parameters for this component.

Return type dict

describe(*self*, *print_name=False*, *return_dict=False*)

Describe a component and its parameters.

Parameters

- **print_name** (*bool, optional*) – whether to print name of component
- **return_dict** (*bool, optional*) – whether to return description as dictionary in the format {"name": name, "parameters": parameters}

Returns Returns dictionary if return_dict is True, else None.

Return type None or dict

fit(*self*, *X*, *y=None*)

Fits imputers on input data.

Parameters

- **X** (*pd.DataFrame or np.ndarray*) – The input training data of shape [n_samples, n_features] to fit.
- **y** (*pd.Series, optional*) – The target training data of length [n_samples]. Ignored.

Returns self

fit_transform(*self*, *X*, *y=None*)

Fits on X and transforms X.

Parameters

- **X** (*pd.DataFrame*) – Data to fit and transform.
- **y** (*pd.Series*) – Target data.

Returns Transformed X.

Return type pd.DataFrame

Raises **MethodPropertyNotFoundError** – If transformer does not have a transform method or a component_obj that implements transform.

static load(*file_path*)

Loads component at file path.

Parameters **file_path** (*str*) – Location to load file.

Returns ComponentBase object

needs_fitting(*self*)

Returns boolean determining if component needs fitting before calling predict, predict_proba, transform, or feature_importances.

This can be overridden to False for components that do not need to be fit or whose fit methods do nothing.

Returns True.

property parameters(*self*)

Returns the parameters which were used to initialize the component.

save(*self*, *file_path*, *pickle_protocol=cloudpickle.DEFAULT_PROTOCOL*)

Saves component at file path.

Parameters

- **file_path** (*str*) – Location to save file.
- **pickle_protocol** (*int*) – The pickle data stream format.

transform(*self*, *X*, *y=None*)

Transforms input data by imputing missing values.

Parameters

- **X** (*pd.DataFrame or np.ndarray*) – The input training data of shape [n_samples, n_features] to transform.
- **y** (*pd.Series, optional*) – The target training data of length [n_samples]. Ignored.

Returns Transformed X

Return type pd.DataFrame

class evalml.pipelines.**PipelineBase**(*component_graph*, *parameters=None*, *custom_name=None*, *random_seed=0*)

Machine learning pipeline.

Parameters

- **component_graph** (*ComponentGraph, list, dict*) – ComponentGraph instance, list of components in order, or dictionary of components. Accepts strings or ComponentBase subclasses in the list. Note that when duplicate components are specified in a list, the duplicate component names will be modified with the component's index in the list. For example, the component graph [Imputer, One Hot Encoder, Imputer, Logistic Regression Classifier] will have names ["Imputer", "One Hot Encoder", "Imputer_2", "Logistic Regression Classifier"].
- **parameters** (*dict*) – Dictionary with component names as keys and dictionary of that component's parameters as values. An empty dictionary or None implies using all default values for component parameters. Defaults to None.
- **custom_name** (*str*) – Custom name for the pipeline. Defaults to None.

- **random_seed** (*int*) – Seed for the random number generator. Defaults to 0.

Attributes

problem_type	None

Methods

can_tune_threshold_with_objective	Determine whether the threshold of a binary classification pipeline can be tuned.
clone	Constructs a new pipeline with the same components, parameters, and random seed.
create_objectives	Create objective instances from a list of strings or objective classes.
custom_name	Custom name of the pipeline.
describe	Outputs pipeline details including component parameters.
feature_importance	Importance associated with each feature. Features dropped by the feature selection are excluded.
fit	Build a model.
get_component	Returns component by name.
get_hyperparameter_ranges	Returns hyperparameter ranges from all components as a dictionary.
graph	Generate an image representing the pipeline graph.
graph_feature_importance	Generate a bar graph of the pipeline's feature importance.
graph_json	Generates a JSON with nodes consisting of the component names and parameters, and edges detailing component relationships.
inverse_transform	Apply component inverse_transform methods to estimator predictions in reverse order.
load	Loads pipeline at file path.
model_family	Returns model family of this pipeline.
name	Name of the pipeline.
new	Constructs a new instance of the pipeline with the same component graph but with a different set of parameters. Not to be confused with python's __new__ method.
parameters	Parameter dictionary for this pipeline.
predict	Make predictions using selected features.
save	Saves pipeline at file path.
score	Evaluate model performance on current and additional objectives.
summary	A short summary of the pipeline structure, describing the list of components used.
transform	Transform the input.
transform_all_but_final	Transforms the data by applying all pre-processing components.

can_tune_threshold_with_objective (*self*, *objective*)

Determine whether the threshold of a binary classification pipeline can be tuned.

Parameters **objective** (*ObjectiveBase*) – Primary AutoMLSearch objective.

Returns True if the pipeline threshold can be tuned.

Return type bool

clone (*self*)

Constructs a new pipeline with the same components, parameters, and random seed.

Returns A new instance of this pipeline with identical components, parameters, and random seed.

static create_objectives (*objectives*)

Create objective instances from a list of strings or objective classes.

property custom_name (*self*)

Custom name of the pipeline.

describe (*self*, *return_dict=False*)

Outputs pipeline details including component parameters.

Parameters **return_dict** (*bool*) – If True, return dictionary of information about pipeline. Defaults to False.

Returns Dictionary of all component parameters if return_dict is True, else None.

Return type dict

property feature_importance (*self*)

Importance associated with each feature. Features dropped by the feature selection are excluded.

Returns Feature names and their corresponding importance

Return type pd.DataFrame

abstract fit (*self*, *X*, *y*)

Build a model.

Parameters

- **X** (*pd.DataFrame or np.ndarray*) – The input training data of shape [n_samples, n_features].
- **y** (*pd.Series, np.ndarray*) – The target training data of length [n_samples].

Returns self

get_component (*self*, *name*)

Returns component by name.

Parameters **name** (*str*) – Name of component.

Returns Component to return

Return type Component

get_hyperparameter_ranges (*self*, *custom_hyperparameters*)

Returns hyperparameter ranges from all components as a dictionary.

Parameters **custom_hyperparameters** (*dict*) – Custom hyperparameters for the pipeline.

Returns Dictionary of hyperparameter ranges for each component in the pipeline.

Return type dict

graph (*self*, *filepath=None*)

Generate an image representing the pipeline graph.

Parameters **filepath** (*str, optional*) – Path to where the graph should be saved. If set to None (as by default), the graph will not be saved.

Returns Graph object that can be directly displayed in Jupyter notebooks.

Return type graphviz.Digraph

Raises

- **RuntimeError** – If graphviz is not installed.
- **ValueError** – If path is not writeable.

graph_feature_importance (*self*, *importance_threshold=0*)

Generate a bar graph of the pipeline's feature importance.

Parameters **importance_threshold** (*float, optional*) – If provided, graph features with a permutation importance whose absolute value is larger than importance_threshold. Defaults to zero.

Returns A bar graph showing features and their corresponding importance.

Return type plotly.Figure

Raises **ValueError** – If importance threshold is not valid.

graph_json (*self*)

Generates a JSON with nodes consisting of the component names and parameters, and edges detailing component relationships.

x_edges specifies from which component feature data is being passed. y_edges specifies from which component target data is being passed. This can be used to build graphs across a variety of visualization tools. Template: {"Nodes": {"component_name": {"Name": class_name, "Parameters": parameters_attributes}, ...}}, "x_edges": [[from_component_name, to_component_name], [from_component_name, to_component_name], ...], "y_edges": [[from_component_name, to_component_name], [from_component_name, to_component_name], ...]}

Returns A serialized JSON representation of a DAG structure.

Return type dag_json (str)

inverse_transform (*self*, *y*)

Apply component inverse_transform methods to estimator predictions in reverse order.

Components that implement inverse_transform are PolynomialDetrender, LogTransformer, LabelEncoder (tbd).

Parameters **y** (*pd.Series*) – Final component features.

Returns The inverse transform of the target.

Return type pd.Series

static load (*file_path*)

Loads pipeline at file path.

Parameters **file_path** (*str*) – Location to load file.

Returns PipelineBase object

property model_family (*self*)

Returns model family of this pipeline.

property name (*self*)
Name of the pipeline.

new (*self*, *parameters*, *random_seed=0*)
Constructs a new instance of the pipeline with the same component graph but with a different set of parameters. Not to be confused with python's __new__ method.

Parameters

- **parameters** (*dict*) – Dictionary with component names as keys and dictionary of that component's parameters as values. An empty dictionary or None implies using all default values for component parameters. Defaults to None.
- **random_seed** (*int*) – Seed for the random number generator. Defaults to 0.

Returns A new instance of this pipeline with identical components.

property parameters (*self*)
Parameter dictionary for this pipeline.

Returns Dictionary of all component parameters.

Return type dict

predict (*self*, *X*, *objective=None*, *X_train=None*, *y_train=None*)
Make predictions using selected features.

Parameters

- **X** (*pd.DataFrame, or np.ndarray*) – Data of shape [n_samples, n_features].
- **objective** (*Object or string*) – The objective to use to make predictions.
- **X_train** (*pd.DataFrame or np.ndarray or None*) – Training data. Ignored. Only used for time series.
- **y_train** (*pd.Series or None*) – Training labels. Ignored. Only used for time series.

Returns Predicted values.

Return type pd.Series

save (*self*, *file_path*, *pickle_protocol=cloudpickle.DEFAULT_PROTOCOL*)
Saves pipeline at file path.

Parameters

- **file_path** (*str*) – Location to save file.
- **pickle_protocol** (*int*) – The pickle data stream format.

abstract score (*self*, *X*, *y*, *objectives*, *X_train=None*, *y_train=None*)
Evaluate model performance on current and additional objectives.

Parameters

- **X** (*pd.DataFrame or np.ndarray*) – Data of shape [n_samples, n_features].
- **y** (*pd.Series, np.ndarray*) – True labels of length [n_samples].
- **objectives** (*list*) – Non-empty list of objectives to score on.
- **X_train** (*pd.DataFrame or np.ndarray or None*) – Training data. Ignored. Only used for time series.

- **y_train** (*pd.Series or None*) – Training labels. Ignored. Only used for time series.

Returns Ordered dictionary of objective scores.

Return type dict

property summary(*self*)

A short summary of the pipeline structure, describing the list of components used.

Example: Logistic Regression Classifier w/ Simple Imputer + One Hot Encoder

Returns A string describing the pipeline structure.

transform(*self*, *X*, *y=None*)

Transform the input.

Parameters

- **X** (*pd.DataFrame, or np.ndarray*) – Data of shape [n_samples, n_features].
- **y** (*pd.Series*) – The target data of length [n_samples]. Defaults to None.

Returns Transformed output.

Return type pd.DataFrame

transform_all_but_final(*self*, *X*, *y=None*, *X_train=None*, *y_train=None*)

Transforms the data by applying all pre-processing components.

Parameters

- **X** (*pd.DataFrame*) – Input data to the pipeline to transform.
- **y** (*pd.Series or None*) – Targets corresponding to X. Optional.
- **X_train** (*pd.DataFrame or np.ndarray or None*) – Training data. Only used for time series.
- **y_train** (*pd.Series or None*) – Training labels. Only used for time series.

Returns New transformed features.

Return type pd.DataFrame

class evalml.pipelines.**ProphetRegressor**(*time_index=None*, *changepoint_prior_scale=0.05*, *seasonality_prior_scale=10*, *holidays_prior_scale=10*, *seasonality_mode='additive'*, *random_seed=0*, *stan_backend='CMDSTANPY'*, ***kwargs*)

Prophet is a procedure for forecasting time series data based on an additive model where non-linear trends are fit with yearly, weekly, and daily seasonality, plus holiday effects. It works best with time series that have strong seasonal effects and several seasons of historical data. Prophet is robust to missing data and shifts in the trend, and typically handles outliers well.

More information here: https://facebook.github.io/prophet/

Attributes

hyper-parameter_ranges	{ "changepoint_prior_scale": Real(0.001, 0.5), "seasonality_prior_scale": Real(0.01, 10), "holidays_prior_scale": Real(0.01, 10), "seasonality_mode": ["additive", "multiplicative"],}
model_family	ModelFamily.PROPHET
modifies_features	True
modifies_target	False
name	Prophet Regressor
supported_problem_types	[ProblemTypes.TIME_SERIES_REGRESSION]
training_only	False

Methods

build_prophet_df	Build the Prophet data to pass fit and predict on.
clone	Constructs a new component with the same parameters and random state.
default_parameters	Returns the default parameters for this component.
describe	Describe a component and its parameters.
feature_importance	Returns array of 0's with len(1) as feature_importance is not defined for Prophet regressor.
fit	Fits Prophet regressor component to data.
get_params	Get parameters for the Prophet regressor.
load	Loads component at file path.
needs_fitting	Returns boolean determining if component needs fitting before calling predict, predict_proba, transform, or feature_importances.
parameters	Returns the parameters which were used to initialize the component.
predict	Make predictions using fitted Prophet regressor.
predict_proba	Make probability estimates for labels.
save	Saves component at file path.

static build_prophet_df(*X*, *y=None*, *time_index='ds'*)

Build the Prophet data to pass fit and predict on.

clone(*self*)

Constructs a new component with the same parameters and random state.

Returns A new instance of this component with identical parameters and random state.

default_parameters(*cls*)

Returns the default parameters for this component.

Returns Default parameters for this component.

Return type dict

describe(*self*, *print_name=False*, *return_dict=False*)

Describe a component and its parameters.

Parameters

- **print_name** (*bool, optional*) – whether to print name of component

- **return_dict** (*bool, optional*) – whether to return description as dictionary in the format {"name": name, "parameters": parameters}

Returns Returns dictionary if return_dict is True, else None.

Return type None or dict

property feature_importance(*self*)

Returns array of 0's with len(1) as feature_importance is not defined for Prophet regressor.

fit(*self*, *X*, *y=None*)

Fits Prophet regressor component to data.

Parameters

- **X** (*pd.DataFrame*) – The input training data of shape [n_samples, n_features].
- **y** (*pd.Series*) – The target training data of length [n_samples].

Returns self

get_params(*self*)

Get parameters for the Prophet regressor.

static load(*file_path*)

Loads component at file path.

Parameters **file_path** (*str*) – Location to load file.

Returns ComponentBase object

needs_fitting(*self*)

Returns boolean determining if component needs fitting before calling predict, predict_proba, transform, or feature_importances.

This can be overridden to False for components that do not need to be fit or whose fit methods do nothing.

Returns True.

property parameters(*self*)

Returns the parameters which were used to initialize the component.

predict(*self*, *X*, *y=None*)

Make predictions using fitted Prophet regressor.

Parameters

- **X** (*pd.DataFrame*) – Data of shape [n_samples, n_features].
- **y** (*pd.Series*) – Target data. Ignored.

Returns Predicted values.

Return type pd.Series

predict_proba(*self*, *X*)

Make probability estimates for labels.

Parameters **X** (*pd.DataFrame*) – Features.

Returns Probability estimates.

Return type pd.Series

Raises **MethodPropertyNotFoundError** – If estimator does not have a predict_proba method or a component_obj that implements predict_proba.

save (*self, file_path, pickle_protocol=cloudpickle.DEFAULT_PROTOCOL*)
Saves component at file path.

Parameters

- **file_path** (*str*) – Location to save file.
- **pickle_protocol** (*int*) – The pickle data stream format.

class evalml.pipelines.**RandomForestClassifier** (*n_estimators=100, max_depth=6, n_jobs=- 1, random_seed=0, **kwargs*)

Random Forest Classifier.

Parameters

- **n_estimators** (*float*) – The number of trees in the forest. Defaults to 100.
- **max_depth** (*int*) – Maximum tree depth for base learners. Defaults to 6.
- **n_jobs** (*int or None*) – Number of jobs to run in parallel. -1 uses all processes. Defaults to -1.
- **random_seed** (*int*) – Seed for the random number generator. Defaults to 0.

Attributes

hyper-parameter_ranges	{ "n_estimators": Integer(10, 1000), "max_depth": Integer(1, 10),}
model_family	ModelFamily.RANDOM_FOREST
modifies_features	True
modifies_target	False
name	Random Forest Classifier
supported_problem_types	[ProblemTypes.BINARY, ProblemTypes.MULTICLASS, ProblemTypes.TIME_SERIES_BINARY, ProblemTypes.TIME_SERIES_MULTICLASS,]
training_only	False

Methods

clone	Constructs a new component with the same parameters and random state.
default_parameters	Returns the default parameters for this component.
describe	Describe a component and its parameters.
feature_importance	Returns importance associated with each feature.
fit	Fits estimator to data.
load	Loads component at file path.
needs_fitting	Returns boolean determining if component needs fitting before calling predict, predict_proba, transform, or feature_importances.
parameters	Returns the parameters which were used to initialize the component.
predict	Make predictions using selected features.
predict_proba	Make probability estimates for labels.
save	Saves component at file path.

clone (*self*)
Constructs a new component with the same parameters and random state.

Returns A new instance of this component with identical parameters and random state.

default_parameters (*cls*)
Returns the default parameters for this component.

Our convention is that Component.default_parameters == Component().parameters.

Returns Default parameters for this component.

Return type dict

describe (*self*, *print_name=False*, *return_dict=False*)
Describe a component and its parameters.

Parameters

- **print_name** (*bool, optional*) – whether to print name of component
- **return_dict** (*bool, optional*) – whether to return description as dictionary in the format {"name": name, "parameters": parameters}

Returns Returns dictionary if return_dict is True, else None.

Return type None or dict

property feature_importance (*self*)
Returns importance associated with each feature.

Returns Importance associated with each feature.

Return type np.ndarray

Raises **MethodPropertyNotFoundError** – If estimator does not have a feature_importance method or a component_obj that implements feature_importance.

fit (*self*, *X*, *y=None*)
Fits estimator to data.

Parameters

- **X** (*pd.DataFrame*) – The input training data of shape [n_samples, n_features].
- **y** (*pd.Series, optional*) – The target training data of length [n_samples].

Returns self

static load (*file_path*)
Loads component at file path.

Parameters **file_path** (*str*) – Location to load file.

Returns ComponentBase object

needs_fitting (*self*)
Returns boolean determining if component needs fitting before calling predict, predict_proba, transform, or feature_importances.

This can be overridden to False for components that do not need to be fit or whose fit methods do nothing.

Returns True.

property parameters (*self*)
Returns the parameters which were used to initialize the component.

predict (*self*, *X*)

Make predictions using selected features.

Parameters **X** (*pd.DataFrame*) – Data of shape [n_samples, n_features].

Returns Predicted values.

Return type pd.Series

Raises **MethodPropertyNotFoundError** – If estimator does not have a predict method or a component_obj that implements predict.

predict_proba (*self*, *X*)

Make probability estimates for labels.

Parameters **X** (*pd.DataFrame*) – Features.

Returns Probability estimates.

Return type pd.Series

Raises **MethodPropertyNotFoundError** – If estimator does not have a predict_proba method or a component_obj that implements predict_proba.

save (*self*, *file_path*, *pickle_protocol=cloudpickle.DEFAULT_PROTOCOL*)

Saves component at file path.

Parameters

- **file_path** (*str*) – Location to save file.
- **pickle_protocol** (*int*) – The pickle data stream format.

class evalml.pipelines.**RandomForestRegressor** (*n_estimators=100*, *max_depth=6*, *n_jobs=-1*, *random_seed=0*, ***kwargs*)

Random Forest Regressor.

Parameters

- **n_estimators** (*float*) – The number of trees in the forest. Defaults to 100.
- **max_depth** (*int*) – Maximum tree depth for base learners. Defaults to 6.
- **n_jobs** (*int or None*) – Number of jobs to run in parallel. -1 uses all processes. Defaults to -1.
- **random_seed** (*int*) – Seed for the random number generator. Defaults to 0.

Attributes

hyper-parameter_ranges	{ "n_estimators": Integer(10, 1000), "max_depth": Integer(1, 32),}
model_family	ModelFamily.RANDOM_FOREST
modifies_features	True
modifies_target	False
name	Random Forest Regressor
supported_problem_types	[ProblemTypes.REGRESSION, ProblemTypes.TIME_SERIES_REGRESSION,]
training_only	False

Methods

clone	Constructs a new component with the same parameters and random state.
default_parameters	Returns the default parameters for this component.
describe	Describe a component and its parameters.
feature_importance	Returns importance associated with each feature.
fit	Fits estimator to data.
load	Loads component at file path.
needs_fitting	Returns boolean determining if component needs fitting before calling predict, predict_proba, transform, or feature_importances.
parameters	Returns the parameters which were used to initialize the component.
predict	Make predictions using selected features.
predict_proba	Make probability estimates for labels.
save	Saves component at file path.

clone(*self*)

Constructs a new component with the same parameters and random state.

Returns A new instance of this component with identical parameters and random state.

default_parameters(*cls*)

Returns the default parameters for this component.

Our convention is that Component.default_parameters == Component().parameters.

Returns Default parameters for this component.

Return type dict

describe(*self*, *print_name=False*, *return_dict=False*)

Describe a component and its parameters.

Parameters

- **print_name** (*bool, optional*) – whether to print name of component
- **return_dict** (*bool, optional*) – whether to return description as dictionary in the format {"name": name, "parameters": parameters}

Returns Returns dictionary if return_dict is True, else None.

Return type None or dict

property feature_importance(*self*)

Returns importance associated with each feature.

Returns Importance associated with each feature.

Return type np.ndarray

Raises **MethodPropertyNotFoundError** – If estimator does not have a feature_importance method or a component_obj that implements feature_importance.

fit(*self*, *X*, *y=None*)

Fits estimator to data.

Parameters

- **X** (*pd.DataFrame*) – The input training data of shape [n_samples, n_features].

- **y** (*pd.Series, optional*) – The target training data of length [n_samples].

Returns self

static load(*file_path*)

Loads component at file path.

Parameters **file_path** (*str*) – Location to load file.

Returns ComponentBase object

needs_fitting(*self*)

Returns boolean determining if component needs fitting before calling predict, predict_proba, transform, or feature_importances.

This can be overridden to False for components that do not need to be fit or whose fit methods do nothing.

Returns True.

property parameters(*self*)

Returns the parameters which were used to initialize the component.

predict(*self*, *X*)

Make predictions using selected features.

Parameters **X** (*pd.DataFrame*) – Data of shape [n_samples, n_features].

Returns Predicted values.

Return type pd.Series

Raises **MethodPropertyNotFoundError** – If estimator does not have a predict method or a component_obj that implements predict.

predict_proba(*self*, *X*)

Make probability estimates for labels.

Parameters **X** (*pd.DataFrame*) – Features.

Returns Probability estimates.

Return type pd.Series

Raises **MethodPropertyNotFoundError** – If estimator does not have a predict_proba method or a component_obj that implements predict_proba.

save(*self*, *file_path*, *pickle_protocol=cloudpickle.DEFAULT_PROTOCOL*)

Saves component at file path.

Parameters

- **file_path** (*str*) – Location to save file.
- **pickle_protocol** (*int*) – The pickle data stream format.

class evalml.pipelines.**RegressionPipeline**(*component_graph*, *parameters=None*, *custom_name=None*, *random_seed=0*)

Pipeline subclass for all regression pipelines.

Parameters

- **component_graph** (*ComponentGraph, list, dict*) – ComponentGraph instance, list of components in order, or dictionary of components. Accepts strings or ComponentBase subclasses in the list. Note that when duplicate components are specified in a list, the duplicate component names will be modified with the component's index in the list.

For example, the component graph [Imputer, One Hot Encoder, Imputer, Logistic Regression Classifier] will have names ["Imputer", "One Hot Encoder", "Imputer_2", "Logistic Regression Classifier"]

- **parameters** (*dict*) – Dictionary with component names as keys and dictionary of that component's parameters as values. An empty dictionary or None implies using all default values for component parameters. Defaults to None.
- **custom_name** (*str*) – Custom name for the pipeline. Defaults to None.
- **random_seed** (*int*) – Seed for the random number generator. Defaults to 0.

Example

```
>>> pipeline = RegressionPipeline(component_graph=["Simple Imputer", "Linear␣
↪Regressor"],
...                               parameters={"Linear Regressor": {"normalize":␣
↪True}},
...                               custom_name="My Regression Pipeline")
...
>>> assert pipeline.custom_name == "My Regression Pipeline"
>>> assert pipeline.component_graph.component_dict.keys() == {'Simple Imputer',
↪'Linear Regressor'}
```

The pipeline parameters will be chosen from the default parameters for every component, unless specific parameters were passed in as they were above.

```
>>> assert pipeline.parameters == {
...     'Simple Imputer': {'impute_strategy': 'most_frequent', 'fill_value': None}
↪,
...     'Linear Regressor': {'fit_intercept': True, 'normalize': True, 'n_jobs': -
↪1}}
```

Attributes

problem_type	ProblemTypes.REGRESSION

Methods

can_tune_threshold_with_objective	Determine whether the threshold of a binary classification pipeline can be tuned.
clone	Constructs a new pipeline with the same components, parameters, and random seed.
create_objectives	Create objective instances from a list of strings or objective classes.
custom_name	Custom name of the pipeline.
describe	Outputs pipeline details including component parameters.
feature_importance	Importance associated with each feature. Features dropped by the feature selection are excluded.
fit	Build a regression model.
get_component	Returns component by name.

continues on next page

Table 697 – continued from previous page

get_hyperparameter_ranges	Returns hyperparameter ranges from all components as a dictionary.
graph	Generate an image representing the pipeline graph.
graph_feature_importance	Generate a bar graph of the pipeline's feature importance.
graph_json	Generates a JSON with nodes consisting of the component names and parameters, and edges detailing component relationships.
inverse_transform	Apply component inverse_transform methods to estimator predictions in reverse order.
load	Loads pipeline at file path.
model_family	Returns model family of this pipeline.
name	Name of the pipeline.
new	Constructs a new instance of the pipeline with the same component graph but with a different set of parameters. Not to be confused with python's __new__ method.
parameters	Parameter dictionary for this pipeline.
predict	Make predictions using selected features.
save	Saves pipeline at file path.
score	Evaluate model performance on current and additional objectives.
summary	A short summary of the pipeline structure, describing the list of components used.
transform	Transform the input.
transform_all_but_final	Transforms the data by applying all pre-processing components.

can_tune_threshold_with_objective(*self*, *objective*)

Determine whether the threshold of a binary classification pipeline can be tuned.

Parameters **objective** (*ObjectiveBase*) – Primary AutoMLSearch objective.

Returns True if the pipeline threshold can be tuned.

Return type bool

clone(*self*)

Constructs a new pipeline with the same components, parameters, and random seed.

Returns A new instance of this pipeline with identical components, parameters, and random seed.

static create_objectives(*objectives*)

Create objective instances from a list of strings or objective classes.

property custom_name(*self*)

Custom name of the pipeline.

describe(*self*, *return_dict=False*)

Outputs pipeline details including component parameters.

Parameters **return_dict** (*bool*) – If True, return dictionary of information about pipeline. Defaults to False.

Returns Dictionary of all component parameters if return_dict is True, else None.

Return type dict

property feature_importance (*self*)

Importance associated with each feature. Features dropped by the feature selection are excluded.

Returns Feature names and their corresponding importance

Return type pd.DataFrame

fit (*self*, *X*, *y*)

Build a regression model.

Parameters

- **X** (*pd.DataFrame or np.ndarray*) – The input training data of shape [n_samples, n_features]
- **y** (*pd.Series, np.ndarray*) – The target training data of length [n_samples]

Returns self

Raises **ValueError** – If the target is not numeric.

get_component (*self*, *name*)

Returns component by name.

Parameters **name** (*str*) – Name of component.

Returns Component to return

Return type Component

get_hyperparameter_ranges (*self*, *custom_hyperparameters*)

Returns hyperparameter ranges from all components as a dictionary.

Parameters **custom_hyperparameters** (*dict*) – Custom hyperparameters for the pipeline.

Returns Dictionary of hyperparameter ranges for each component in the pipeline.

Return type dict

graph (*self*, *filepath=None*)

Generate an image representing the pipeline graph.

Parameters **filepath** (*str, optional*) – Path to where the graph should be saved. If set to None (as by default), the graph will not be saved.

Returns Graph object that can be directly displayed in Jupyter notebooks.

Return type graphviz.Digraph

Raises

- **RuntimeError** – If graphviz is not installed.
- **ValueError** – If path is not writeable.

graph_feature_importance (*self*, *importance_threshold=0*)

Generate a bar graph of the pipeline's feature importance.

Parameters **importance_threshold** (*float, optional*) – If provided, graph features with a permutation importance whose absolute value is larger than importance_threshold. Defaults to zero.

Returns A bar graph showing features and their corresponding importance.

Return type plotly.Figure

Raises **ValueError** – If importance threshold is not valid.

graph_json(*self*)

Generates a JSON with nodes consisting of the component names and parameters, and edges detailing component relationships.

x_edges specifies from which component feature data is being passed. y_edges specifies from which component target data is being passed. This can be used to build graphs across a variety of visualization tools. Template: {"Nodes": {"component_name": {"Name": class_name, "Parameters": parameters_attributes}, ...}}, "x_edges": [[from_component_name, to_component_name], [from_component_name, to_component_name], ...], "y_edges": [[from_component_name, to_component_name], [from_component_name, to_component_name], ...]}

Returns A serialized JSON representation of a DAG structure.

Return type dag_json (str)

inverse_transform(*self*, *y*)

Apply component inverse_transform methods to estimator predictions in reverse order.

Components that implement inverse_transform are PolynomialDetrender, LogTransformer, LabelEncoder (tbd).

Parameters **y** (*pd.Series*) – Final component features.

Returns The inverse transform of the target.

Return type pd.Series

static load(*file_path*)

Loads pipeline at file path.

Parameters **file_path** (*str*) – Location to load file.

Returns PipelineBase object

property model_family(*self*)

Returns model family of this pipeline.

property name(*self*)

Name of the pipeline.

new(*self*, *parameters*, *random_seed=0*)

Constructs a new instance of the pipeline with the same component graph but with a different set of parameters. Not to be confused with python's __new__ method.

Parameters

- **parameters** (*dict*) – Dictionary with component names as keys and dictionary of that component's parameters as values. An empty dictionary or None implies using all default values for component parameters. Defaults to None.
- **random_seed** (*int*) – Seed for the random number generator. Defaults to 0.

Returns A new instance of this pipeline with identical components.

property parameters(*self*)

Parameter dictionary for this pipeline.

Returns Dictionary of all component parameters.

Return type dict

predict(*self*, *X*, *objective=None*, *X_train=None*, *y_train=None*)

Make predictions using selected features.

Parameters

- **X** (*pd.DataFrame, or np.ndarray*) – Data of shape [n_samples, n_features].
- **objective** (*Object or string*) – The objective to use to make predictions.
- **X_train** (*pd.DataFrame or np.ndarray or None*) – Training data. Ignored. Only used for time series.
- **y_train** (*pd.Series or None*) – Training labels. Ignored. Only used for time series.

Returns Predicted values.

Return type pd.Series

save(*self*, *file_path*, *pickle_protocol=cloudpickle.DEFAULT_PROTOCOL*)

Saves pipeline at file path.

Parameters

- **file_path** (*str*) – Location to save file.
- **pickle_protocol** (*int*) – The pickle data stream format.

score(*self*, *X*, *y*, *objectives*, *X_train=None*, *y_train=None*)

Evaluate model performance on current and additional objectives.

Parameters

- **X** (*pd.DataFrame, or np.ndarray*) – Data of shape [n_samples, n_features]
- **y** (*pd.Series, or np.ndarray*) – True values of length [n_samples]
- **objectives** (*list*) – Non-empty list of objectives to score on
- **X_train** (*pd.DataFrame or np.ndarray or None*) – Training data. Ignored. Only used for time series.
- **y_train** (*pd.Series or None*) – Training labels. Ignored. Only used for time series.

Returns Ordered dictionary of objective scores.

Return type dict

property summary(*self*)

A short summary of the pipeline structure, describing the list of components used.

Example: Logistic Regression Classifier w/ Simple Imputer + One Hot Encoder

Returns A string describing the pipeline structure.

transform(*self*, *X*, *y=None*)

Transform the input.

Parameters

- **X** (*pd.DataFrame, or np.ndarray*) – Data of shape [n_samples, n_features].
- **y** (*pd.Series*) – The target data of length [n_samples]. Defaults to None.

Returns Transformed output.

Return type pd.DataFrame

transform_all_but_final(*self*, *X*, *y=None*, *X_train=None*, *y_train=None*)

Transforms the data by applying all pre-processing components.

Parameters

- **X** (*pd.DataFrame*) – Input data to the pipeline to transform.
- **y** (*pd.Series or None*) – Targets corresponding to X. Optional.
- **X_train** (*pd.DataFrame or np.ndarray or None*) – Training data. Only used for time series.
- **y_train** (*pd.Series or None*) – Training labels. Only used for time series.

Returns New transformed features.

Return type pd.DataFrame

class evalml.pipelines.**RFClassifierSelectFromModel**(*number_features=None, n_estimators=10, max_depth=None, percent_features=0.5, threshold='median', n_jobs=-1, random_seed=0, **kwargs*)

Selects top features based on importance weights using a Random Forest classifier.

Parameters

- **number_features** (*int*) – The maximum number of features to select. If both percent_features and number_features are specified, take the greater number of features. Defaults to 0.5. Defaults to None.
- **n_estimators** (*float*) – The number of trees in the forest. Defaults to 100.
- **max_depth** (*int*) – Maximum tree depth for base learners. Defaults to 6.
- **percent_features** (*float*) – Percentage of features to use. If both percent_features and number_features are specified, take the greater number of features. Defaults to 0.5.
- **threshold** (*string or float*) – The threshold value to use for feature selection. Features whose importance is greater or equal are kept while the others are discarded. If "median", then the threshold value is the median of the feature importances. A scaling factor (e.g., "1.25*mean") may also be used. Defaults to -np.inf.
- **n_jobs** (*int or None*) – Number of jobs to run in parallel. -1 uses all processes. Defaults to -1.
- **random_seed** (*int*) – Seed for the random number generator. Defaults to 0.

Attributes

hyper-parameter_ranges	{ "percent_features": Real(0.01, 1), "threshold": ["mean", "median"],}
modifies_features	True
modifies_target	False
name	RF Classifier Select From Model
training_only	False

Methods

clone	Constructs a new component with the same parameters and random state.
default_parameters	Returns the default parameters for this component.
describe	Describe a component and its parameters.
fit	Fits component to data.
fit_transform	Fit and transform data using the feature selector.
get_names	Get names of selected features.
load	Loads component at file path.
needs_fitting	Returns boolean determining if component needs fitting before calling predict, predict_proba, transform, or feature_importances.
parameters	Returns the parameters which were used to initialize the component.
save	Saves component at file path.
transform	Transforms input data by selecting features. If the component_obj does not have a transform method, will raise an MethodPropertyNotFoundError exception.

clone (*self*)

Constructs a new component with the same parameters and random state.

Returns A new instance of this component with identical parameters and random state.

default_parameters (*cls*)

Returns the default parameters for this component.

Our convention is that Component.default_parameters == Component().parameters.

Returns Default parameters for this component.

Return type dict

describe (*self*, *print_name=False*, *return_dict=False*)

Describe a component and its parameters.

Parameters

- **print_name** (*bool, optional*) – whether to print name of component
- **return_dict** (*bool, optional*) – whether to return description as dictionary in the format {"name": name, "parameters": parameters}

Returns Returns dictionary if return_dict is True, else None.

Return type None or dict

fit (*self*, *X*, *y=None*)

Fits component to data.

Parameters

- **X** (*pd.DataFrame*) – The input training data of shape [n_samples, n_features]
- **y** (*pd.Series, optional*) – The target training data of length [n_samples]

Returns self

Raises **MethodPropertyNotFoundError** – If component does not have a fit method or a component_obj that implements fit.

fit_transform(*self*, *X*, *y=None*)
Fit and transform data using the feature selector.

Parameters

- **X** (*pd.DataFrame*) – The input training data of shape [n_samples, n_features].
- **y** (*pd.Series, optional*) – The target training data of length [n_samples].

Returns Transformed data.

Return type pd.DataFrame

get_names(*self*)
Get names of selected features.

Returns List of the names of features selected.

Return type list[str]

static load(*file_path*)
Loads component at file path.

Parameters **file_path** (*str*) – Location to load file.

Returns ComponentBase object

needs_fitting(*self*)
Returns boolean determining if component needs fitting before calling predict, predict_proba, transform, or feature_importances.

This can be overridden to False for components that do not need to be fit or whose fit methods do nothing.

Returns True.

property parameters(*self*)
Returns the parameters which were used to initialize the component.

save(*self*, *file_path*, *pickle_protocol=cloudpickle.DEFAULT_PROTOCOL*)
Saves component at file path.

Parameters

- **file_path** (*str*) – Location to save file.
- **pickle_protocol** (*int*) – The pickle data stream format.

transform(*self*, *X*, *y=None*)
Transforms input data by selecting features. If the component_obj does not have a transform method, will raise an MethodPropertyNotFoundError exception.

Parameters

- **X** (*pd.DataFrame*) – Data to transform.
- **y** (*pd.Series, optional*) – Target data. Ignored.

Returns Transformed X

Return type pd.DataFrame

Raises **MethodPropertyNotFoundError** – If feature selector does not have a transform method or a component_obj that implements transform

class evalml.pipelines.**RFRegressorSelectFromModel**(*number_features=None, n_estimators=10, max_depth=None, percent_features=0.5, threshold='median', n_jobs=-1, random_seed=0, **kwargs*)

Selects top features based on importance weights using a Random Forest regressor.

Parameters

- **number_features** (*int*) – The maximum number of features to select. If both percent_features and number_features are specified, take the greater number of features. Defaults to 0.5. Defaults to None.
- **n_estimators** (*float*) – The number of trees in the forest. Defaults to 100.
- **max_depth** (*int*) – Maximum tree depth for base learners. Defaults to 6.
- **percent_features** (*float*) – Percentage of features to use. If both percent_features and number_features are specified, take the greater number of features. Defaults to 0.5.
- **threshold** (*string or float*) – The threshold value to use for feature selection. Features whose importance is greater or equal are kept while the others are discarded. If "median", then the threshold value is the median of the feature importances. A scaling factor (e.g., "1.25*mean") may also be used. Defaults to -np.inf.
- **n_jobs** (*int or None*) – Number of jobs to run in parallel. -1 uses all processes. Defaults to -1.
- **random_seed** (*int*) – Seed for the random number generator. Defaults to 0.

Attributes

hyper-parameter_ranges	{ "percent_features": Real(0.01, 1), "threshold": ["mean", "median"],}
modifies_features	True
modifies_target	False
name	RF Regressor Select From Model
training_only	False

Methods

clone	Constructs a new component with the same parameters and random state.
default_parameters	Returns the default parameters for this component.
describe	Describe a component and its parameters.
fit	Fits component to data.
fit_transform	Fit and transform data using the feature selector.
get_names	Get names of selected features.
load	Loads component at file path.
needs_fitting	Returns boolean determining if component needs fitting before calling predict, predict_proba, transform, or feature_importances.

continues on next page

Table 699 – continued from previous page

parameters	Returns the parameters which were used to initialize the component.
save	Saves component at file path.
transform	Transforms input data by selecting features. If the component_obj does not have a transform method, will raise an MethodPropertyNotFoundError exception.

clone (*self*)

Constructs a new component with the same parameters and random state.

Returns A new instance of this component with identical parameters and random state.

default_parameters (*cls*)

Returns the default parameters for this component.

Our convention is that Component.default_parameters == Component().parameters.

Returns Default parameters for this component.

Return type dict

describe (*self, print_name=False, return_dict=False*)

Describe a component and its parameters.

Parameters

- **print_name** (*bool, optional*) – whether to print name of component
- **return_dict** (*bool, optional*) – whether to return description as dictionary in the format {"name": name, "parameters": parameters}

Returns Returns dictionary if return_dict is True, else None.

Return type None or dict

fit (*self, X, y=None*)

Fits component to data.

Parameters

- **X** (*pd.DataFrame*) – The input training data of shape [n_samples, n_features]
- **y** (*pd.Series, optional*) – The target training data of length [n_samples]

Returns self

Raises **MethodPropertyNotFoundError** – If component does not have a fit method or a component_obj that implements fit.

fit_transform (*self, X, y=None*)

Fit and transform data using the feature selector.

Parameters

- **X** (*pd.DataFrame*) – The input training data of shape [n_samples, n_features].
- **y** (*pd.Series, optional*) – The target training data of length [n_samples].

Returns Transformed data.

Return type pd.DataFrame

get_names (*self*)

Get names of selected features.

Returns List of the names of features selected.

Return type list[str]

static load(*file_path*)

Loads component at file path.

Parameters **file_path** (*str*) – Location to load file.

Returns ComponentBase object

needs_fitting(*self*)

Returns boolean determining if component needs fitting before calling predict, predict_proba, transform, or feature_importances.

This can be overridden to False for components that do not need to be fit or whose fit methods do nothing.

Returns True.

property parameters(*self*)

Returns the parameters which were used to initialize the component.

save(*self*, *file_path*, *pickle_protocol=cloudpickle.DEFAULT_PROTOCOL*)

Saves component at file path.

Parameters

- **file_path** (*str*) – Location to save file.
- **pickle_protocol** (*int*) – The pickle data stream format.

transform(*self*, *X*, *y=None*)

Transforms input data by selecting features. If the component_obj does not have a transform method, will raise an MethodPropertyNotFoundError exception.

Parameters

- **X** (*pd.DataFrame*) – Data to transform.
- **y** (*pd.Series, optional*) – Target data. Ignored.

Returns Transformed X

Return type pd.DataFrame

Raises **MethodPropertyNotFoundError** – If feature selector does not have a transform method or a component_obj that implements transform

class evalml.pipelines.**SimpleImputer**(*impute_strategy='most_frequent'*, *fill_value=None*, *random_seed=0*, ***kwargs*)

Imputes missing data according to a specified imputation strategy.

Parameters

- **impute_strategy** (*string*) – Impute strategy to use. Valid values include "mean", "median", "most_frequent", "constant" for numerical data, and "most_frequent", "constant" for object data types.
- **fill_value** (*string*) – When impute_strategy == "constant", fill_value is used to replace missing data. Defaults to 0 when imputing numerical data and "missing_value" for strings or object data types.
- **random_seed** (*int*) – Seed for the random number generator. Defaults to 0.

Attributes

hyper-parameter_ranges	{ "impute_strategy": ["mean", "median", "most_frequent"]}
modifies_features	True
modifies_target	False
name	Simple Imputer
training_only	False

Methods

clone	Constructs a new component with the same parameters and random state.
default_parameters	Returns the default parameters for this component.
describe	Describe a component and its parameters.
fit	Fits imputer to data. 'None' values are converted to np.nan before imputation and are treated as the same.
fit_transform	Fits on X and transforms X.
load	Loads component at file path.
needs_fitting	Returns boolean determining if component needs fitting before calling predict, predict_proba, transform, or feature_importances.
parameters	Returns the parameters which were used to initialize the component.
save	Saves component at file path.
transform	Transforms input by imputing missing values. 'None' and np.nan values are treated as the same.

clone(*self*)

Constructs a new component with the same parameters and random state.

Returns A new instance of this component with identical parameters and random state.

default_parameters(*cls*)

Returns the default parameters for this component.

Our convention is that Component.default_parameters == Component().parameters.

Returns Default parameters for this component.

Return type dict

describe(*self*, *print_name=False*, *return_dict=False*)

Describe a component and its parameters.

Parameters

- **print_name** (*bool, optional*) – whether to print name of component
- **return_dict** (*bool, optional*) – whether to return description as dictionary in the format {"name": name, "parameters": parameters}

Returns Returns dictionary if return_dict is True, else None.

Return type None or dict

fit (*self*, *X*, *y=None*)

Fits imputer to data. 'None' values are converted to np.nan before imputation and are treated as the same.

Parameters

- **X** (*pd.DataFrame or np.ndarray*) – the input training data of shape [n_samples, n_features]
- **y** (*pd.Series, optional*) – the target training data of length [n_samples]

Returns self

fit_transform (*self*, *X*, *y=None*)

Fits on X and transforms X.

Parameters

- **X** (*pd.DataFrame*) – Data to fit and transform
- **y** (*pd.Series, optional*) – Target data.

Returns Transformed X

Return type pd.DataFrame

static load (*file_path*)

Loads component at file path.

Parameters **file_path** (*str*) – Location to load file.

Returns ComponentBase object

needs_fitting (*self*)

Returns boolean determining if component needs fitting before calling predict, predict_proba, transform, or feature_importances.

This can be overridden to False for components that do not need to be fit or whose fit methods do nothing.

Returns True.

property parameters (*self*)

Returns the parameters which were used to initialize the component.

save (*self*, *file_path*, *pickle_protocol=cloudpickle.DEFAULT_PROTOCOL*)

Saves component at file path.

Parameters

- **file_path** (*str*) – Location to save file.
- **pickle_protocol** (*int*) – The pickle data stream format.

transform (*self*, *X*, *y=None*)

Transforms input by imputing missing values. 'None' and np.nan values are treated as the same.

Parameters

- **X** (*pd.DataFrame*) – Data to transform.
- **y** (*pd.Series, optional*) – Ignored.

Returns Transformed X

Return type pd.DataFrame

class evalml.pipelines.**StackedEnsembleClassifier**(*final_estimator=None*, *n_jobs=-1*, *random_seed=0*, ***kwargs*)

Stacked Ensemble Classifier.

Parameters

- **final_estimator** (*Estimator or subclass*) – The classifier used to combine the base estimators. If None, uses ElasticNetClassifier.
- **n_jobs** (*int or None*) – Integer describing level of parallelism used for pipelines. None and 1 are equivalent. If set to -1, all CPUs are used. For n_jobs below -1, (n_cpus + 1 + n_jobs) are used. Defaults to -1. - Note: there could be some multi-process errors thrown for values of *n_jobs != 1*. If this is the case, please use *n_jobs = 1*.
- **random_seed** (*int*) – Seed for the random number generator. Defaults to 0.

Example

```
>>> from evalml.pipelines.component_graph import ComponentGraph
>>> from evalml.pipelines.components.estimators.classifiers.decision_tree_
↪classifier import DecisionTreeClassifier
>>> from evalml.pipelines.components.estimators.classifiers.elasticnet_classifier␣
↪import ElasticNetClassifier
...
>>> component_graph = {
...     "Decision Tree": [DecisionTreeClassifier(random_seed=3), "X", "y"],
...     "Decision Tree B": [DecisionTreeClassifier(random_seed=4), "X", "y"],
...     "Stacked Ensemble": [
...         StackedEnsembleClassifier(n_jobs=1, final_
↪estimator=DecisionTreeClassifier()),
...         "Decision Tree.x",
...         "Decision Tree B.x",
...         "y",
...     ],
... }
...
>>> cg = ComponentGraph(component_graph)
>>> assert cg.default_parameters == {
...     'Decision Tree Classifier': {'criterion': 'gini',
...                                  'max_features': 'auto',
...                                  'max_depth': 6,
...                                  'min_samples_split': 2,
...                                  'min_weight_fraction_leaf': 0.0},
...     'Stacked Ensemble Classifier': {'final_estimator': ElasticNetClassifier,
...                                     'n_jobs': -1}}
```

Attributes

hyper-parameter_ranges	{}
model_family	ModelFamily.ENSEMBLE
modifies_features	True
modifies_target	False
name	Stacked Ensemble Classifier
supported_problem_types	[ProblemTypes.BINARY, ProblemTypes.MULTICLASS, ProblemTypes.TIME_SERIES_BINARY, ProblemTypes.TIME_SERIES_MULTICLASS,]
training_only	False

Methods

clone	Constructs a new component with the same parameters and random state.
default_parameters	Returns the default parameters for stacked ensemble classes.
describe	Describe a component and its parameters.
feature_importance	Not implemented for StackedEnsembleClassifier and StackedEnsembleRegressor.
fit	Fits estimator to data.
load	Loads component at file path.
needs_fitting	Returns boolean determining if component needs fitting before calling predict, predict_proba, transform, or feature_importances.
parameters	Returns the parameters which were used to initialize the component.
predict	Make predictions using selected features.
predict_proba	Make probability estimates for labels.
save	Saves component at file path.

clone(*self*)

Constructs a new component with the same parameters and random state.

Returns A new instance of this component with identical parameters and random state.

default_parameters(*cls*)

Returns the default parameters for stacked ensemble classes.

Returns default parameters for this component.

Return type dict

describe(*self*, *print_name=False*, *return_dict=False*)

Describe a component and its parameters.

Parameters

- **print_name** (*bool, optional*) – whether to print name of component
- **return_dict** (*bool, optional*) – whether to return description as dictionary in the format {"name": name, "parameters": parameters}

Returns Returns dictionary if return_dict is True, else None.

Return type None or dict

property feature_importance(*self*)

Not implemented for StackedEnsembleClassifier and StackedEnsembleRegressor.

fit(*self*, *X*, *y=None*)

Fits estimator to data.

Parameters

- **X** (*pd.DataFrame*) – The input training data of shape [n_samples, n_features].
- **y** (*pd.Series, optional*) – The target training data of length [n_samples].

Returns self

static load(*file_path*)

Loads component at file path.

Parameters **file_path** (*str*) – Location to load file.

Returns ComponentBase object

needs_fitting(*self*)

Returns boolean determining if component needs fitting before calling predict, predict_proba, transform, or feature_importances.

This can be overridden to False for components that do not need to be fit or whose fit methods do nothing.

Returns True.

property parameters(*self*)

Returns the parameters which were used to initialize the component.

predict(*self*, *X*)

Make predictions using selected features.

Parameters **X** (*pd.DataFrame*) – Data of shape [n_samples, n_features].

Returns Predicted values.

Return type pd.Series

Raises **MethodPropertyNotFoundError** – If estimator does not have a predict method or a component_obj that implements predict.

predict_proba(*self*, *X*)

Make probability estimates for labels.

Parameters **X** (*pd.DataFrame*) – Features.

Returns Probability estimates.

Return type pd.Series

Raises **MethodPropertyNotFoundError** – If estimator does not have a predict_proba method or a component_obj that implements predict_proba.

save(*self*, *file_path*, *pickle_protocol=cloudpickle.DEFAULT_PROTOCOL*)

Saves component at file path.

Parameters

- **file_path** (*str*) – Location to save file.
- **pickle_protocol** (*int*) – The pickle data stream format.

class evalml.pipelines.**StackedEnsembleRegressor**(*final_estimator=None*, *n_jobs=-1*, *random_seed=0*, ***kwargs*)

Stacked Ensemble Regressor.

Parameters

- **final_estimator** (*Estimator or subclass*) – The regressor used to combine the base estimators. If None, uses ElasticNetRegressor.
- **n_jobs** (*int or None*) – Integer describing level of parallelism used for pipelines. None and 1 are equivalent. If set to -1, all CPUs are used. For n_jobs greater than -1, (n_cpus + 1 + n_jobs) are used. Defaults to -1. - Note: there could be some multi-process errors thrown for values of *n_jobs != 1*. If this is the case, please use *n_jobs = 1*.
- **random_seed** (*int*) – Seed for the random number generator. Defaults to 0.

Example

```
>>> from evalml.pipelines.component_graph import ComponentGraph
>>> from evalml.pipelines.components.estimators.regressors.rf_regressor import␣
↪RandomForestRegressor
>>> from evalml.pipelines.components.estimators.regressors.elasticnet_regressor␣
↪import ElasticNetRegressor
...
>>> component_graph = {
...     "Random Forest": [RandomForestRegressor(random_seed=3), "X", "y"],
...     "Random Forest B": [RandomForestRegressor(random_seed=4), "X", "y"],
...     "Stacked Ensemble": [
...         StackedEnsembleRegressor(n_jobs=1, final_
↪estimator=RandomForestRegressor()),
...         "Random Forest.x",
...         "Random Forest B.x",
...         "y",
...     ],
... }
...
>>> cg = ComponentGraph(component_graph)
>>> assert cg.default_parameters == {
...     'Random Forest Regressor': {'n_estimators': 100,
...                                 'max_depth': 6,
...                                 'n_jobs': -1},
...     'Stacked Ensemble Regressor': {'final_estimator': ElasticNetRegressor,
...                                    'n_jobs': -1}}
```

Attributes

hyper-parameter_ranges	{}
model_family	ModelFamily.ENSEMBLE
modifies_features	True
modifies_target	False
name	Stacked Ensemble Regressor
supported_problem_types	[ProblemTypes.REGRESSION, ProblemTypes.TIME_SERIES_REGRESSION,]
training_only	False

Methods

clone	Constructs a new component with the same parameters and random state.
default_parameters	Returns the default parameters for stacked ensemble classes.
describe	Describe a component and its parameters.
feature_importance	Not implemented for StackedEnsembleClassifier and StackedEnsembleRegressor.
fit	Fits estimator to data.
load	Loads component at file path.
needs_fitting	Returns boolean determining if component needs fitting before calling predict, predict_proba, transform, or feature_importances.
parameters	Returns the parameters which were used to initialize the component.
predict	Make predictions using selected features.
predict_proba	Make probability estimates for labels.
save	Saves component at file path.

clone(*self*)

Constructs a new component with the same parameters and random state.

Returns A new instance of this component with identical parameters and random state.

default_parameters(*cls*)

Returns the default parameters for stacked ensemble classes.

Returns default parameters for this component.

Return type dict

describe(*self*, *print_name=False*, *return_dict=False*)

Describe a component and its parameters.

Parameters

- **print_name** (*bool, optional*) – whether to print name of component
- **return_dict** (*bool, optional*) – whether to return description as dictionary in the format {"name": name, "parameters": parameters}

Returns Returns dictionary if return_dict is True, else None.

Return type None or dict

property feature_importance(*self*)

Not implemented for StackedEnsembleClassifier and StackedEnsembleRegressor.

fit(*self*, *X*, *y=None*)

Fits estimator to data.

Parameters

- **X** (*pd.DataFrame*) – The input training data of shape [n_samples, n_features].
- **y** (*pd.Series, optional*) – The target training data of length [n_samples].

Returns self

static load(*file_path*)

Loads component at file path.

Parameters **file_path** (*str*) – Location to load file.

Returns ComponentBase object

needs_fitting(*self*)

Returns boolean determining if component needs fitting before calling predict, predict_proba, transform, or feature_importances.

This can be overridden to False for components that do not need to be fit or whose fit methods do nothing.

Returns True.

property parameters(*self*)

Returns the parameters which were used to initialize the component.

predict(*self*, *X*)

Make predictions using selected features.

Parameters **X** (*pd.DataFrame*) – Data of shape [n_samples, n_features].

Returns Predicted values.

Return type pd.Series

Raises **MethodPropertyNotFoundError** – If estimator does not have a predict method or a component_obj that implements predict.

predict_proba(*self*, *X*)

Make probability estimates for labels.

Parameters **X** (*pd.DataFrame*) – Features.

Returns Probability estimates.

Return type pd.Series

Raises **MethodPropertyNotFoundError** – If estimator does not have a predict_proba method or a component_obj that implements predict_proba.

save(*self*, *file_path*, *pickle_protocol=cloudpickle.DEFAULT_PROTOCOL*)

Saves component at file path.

Parameters

- **file_path** (*str*) – Location to save file.
- **pickle_protocol** (*int*) – The pickle data stream format.

class evalml.pipelines.**StandardScaler**(*random_seed=0, **kwargs*)

A transformer that standardizes input features by removing the mean and scaling to unit variance.

Parameters **random_seed** (*int*) – Seed for the random number generator. Defaults to 0.

Attributes

hyper-parameter_ranges	{}
modifies_features	True
modifies_target	False
name	Standard Scaler
training_only	False

Methods

clone	Constructs a new component with the same parameters and random state.
default_parameters	Returns the default parameters for this component.
describe	Describe a component and its parameters.
fit	Fits component to data.
fit_transform	Fit and transform data using the standard scaler component.
load	Loads component at file path.
needs_fitting	Returns boolean determining if component needs fitting before calling predict, predict_proba, transform, or feature_importances.
parameters	Returns the parameters which were used to initialize the component.
save	Saves component at file path.
transform	Transform data using the fitted standard scaler.

clone(*self*)

Constructs a new component with the same parameters and random state.

Returns A new instance of this component with identical parameters and random state.

default_parameters(*cls*)

Returns the default parameters for this component.

Our convention is that Component.default_parameters == Component().parameters.

Returns Default parameters for this component.

Return type dict

describe(*self, print_name=False, return_dict=False*)

Describe a component and its parameters.

Parameters

- **print_name** (*bool, optional*) – whether to print name of component

- **return_dict** (*bool, optional*) – whether to return description as dictionary in the format {"name": name, "parameters": parameters}

Returns Returns dictionary if return_dict is True, else None.

Return type None or dict

fit (*self, X, y=None*)
Fits component to data.

Parameters

- **X** (*pd.DataFrame*) – The input training data of shape [n_samples, n_features]
- **y** (*pd.Series, optional*) – The target training data of length [n_samples]

Returns self

Raises **MethodPropertyNotFoundError** – If component does not have a fit method or a component_obj that implements fit.

fit_transform (*self, X, y=None*)
Fit and transform data using the standard scaler component.

Parameters

- **X** (*pd.DataFrame*) – The input training data of shape [n_samples, n_features].
- **y** (*pd.Series, optional*) – The target training data of length [n_samples].

Returns Transformed data.

Return type pd.DataFrame

static load (*file_path*)
Loads component at file path.

Parameters **file_path** (*str*) – Location to load file.

Returns ComponentBase object

needs_fitting (*self*)
Returns boolean determining if component needs fitting before calling predict, predict_proba, transform, or feature_importances.

This can be overridden to False for components that do not need to be fit or whose fit methods do nothing.

Returns True.

property parameters (*self*)
Returns the parameters which were used to initialize the component.

save (*self, file_path, pickle_protocol=cloudpickle.DEFAULT_PROTOCOL*)
Saves component at file path.

Parameters

- **file_path** (*str*) – Location to save file.
- **pickle_protocol** (*int*) – The pickle data stream format.

transform (*self, X, y=None*)
Transform data using the fitted standard scaler.

Parameters

- **X** (*pd.DataFrame*) – The input training data of shape [n_samples, n_features].

- **y** (*pd.Series, optional*) – The target training data of length [n_samples].

Returns Transformed data.

Return type pd.DataFrame

class evalml.pipelines.**SVMClassifier**(*C=1.0, kernel='rbf', gamma='auto', probability=True, random_seed=0, **kwargs*)

Support Vector Machine Classifier.

Parameters

- **C** (*float*) – The regularization parameter. The strength of the regularization is inversely proportional to C. Must be strictly positive. The penalty is a squared l2 penalty. Defaults to 1.0.
- **kernel** (*{"poly", "rbf", "sigmoid"}*) – Specifies the kernel type to be used in the algorithm. Defaults to "rbf".
- **gamma** (*{"scale", "auto"} or float*) – Kernel coefficient for "rbf", "poly" and "sigmoid". Defaults to "auto". - If gamma='scale' is passed then it uses 1 / (n_features * X.var()) as value of gamma - If "auto" (default), uses 1 / n_features
- **probability** (*boolean*) – Whether to enable probability estimates. Defaults to True.
- **random_seed** (*int*) – Seed for the random number generator. Defaults to 0.

Attributes

hyperparameter_ranges	{ "C": Real(0, 10), "kernel": ["poly", "rbf", "sigmoid"], "gamma": ["scale", "auto"],}
model_family	ModelFamily.SVM
modifies_features	True
modifies_target	False
name	SVM Classifier
supported_problem_types	[ProblemTypes.BINARY, ProblemTypes.MULTICLASS, ProblemTypes.TIME_SERIES_BINARY, ProblemTypes.TIME_SERIES_MULTICLASS,]
training_only	False

Methods

clone	Constructs a new component with the same parameters and random state.
default_parameters	Returns the default parameters for this component.
describe	Describe a component and its parameters.
feature_importance	Feature importance only works with linear kernels.
fit	Fits estimator to data.
load	Loads component at file path.
needs_fitting	Returns boolean determining if component needs fitting before calling predict, predict_proba, transform, or feature_importances.
parameters	Returns the parameters which were used to initialize the component.

continues on next page

Table 704 – continued from previous page

predict	Make predictions using selected features.
predict_proba	Make probability estimates for labels.
save	Saves component at file path.

clone(*self*)

Constructs a new component with the same parameters and random state.

Returns A new instance of this component with identical parameters and random state.

default_parameters(*cls*)

Returns the default parameters for this component.

Our convention is that Component.default_parameters == Component().parameters.

Returns Default parameters for this component.

Return type dict

describe(*self*, *print_name=False*, *return_dict=False*)

Describe a component and its parameters.

Parameters

- **print_name** (*bool, optional*) – whether to print name of component
- **return_dict** (*bool, optional*) – whether to return description as dictionary in the format {"name": name, "parameters": parameters}

Returns Returns dictionary if return_dict is True, else None.

Return type None or dict

property feature_importance(*self*)

Feature importance only works with linear kernels.

If the kernel isn't linear, we return a numpy array of zeros.

Returns Feature importance of fitted SVM classifier or a numpy array of zeroes if the kernel is not linear.

fit(*self*, *X*, *y=None*)

Fits estimator to data.

Parameters

- **X** (*pd.DataFrame*) – The input training data of shape [n_samples, n_features].
- **y** (*pd.Series, optional*) – The target training data of length [n_samples].

Returns self

static load(*file_path*)

Loads component at file path.

Parameters **file_path** (*str*) – Location to load file.

Returns ComponentBase object

needs_fitting(*self*)

Returns boolean determining if component needs fitting before calling predict, predict_proba, transform, or feature_importances.

This can be overridden to False for components that do not need to be fit or whose fit methods do nothing.

Returns True.

property parameters (*self*)
Returns the parameters which were used to initialize the component.

predict (*self*, *X*)
Make predictions using selected features.

Parameters **X** (*pd.DataFrame*) – Data of shape [n_samples, n_features].

Returns Predicted values.

Return type pd.Series

Raises **MethodPropertyNotFoundError** – If estimator does not have a predict method or a component_obj that implements predict.

predict_proba (*self*, *X*)
Make probability estimates for labels.

Parameters **X** (*pd.DataFrame*) – Features.

Returns Probability estimates.

Return type pd.Series

Raises **MethodPropertyNotFoundError** – If estimator does not have a predict_proba method or a component_obj that implements predict_proba.

save (*self*, *file_path*, *pickle_protocol=cloudpickle.DEFAULT_PROTOCOL*)
Saves component at file path.

Parameters

- **file_path** (*str*) – Location to save file.
- **pickle_protocol** (*int*) – The pickle data stream format.

class evalml.pipelines.**SVMRegressor**(*C=1.0*, *kernel='rbf'*, *gamma='auto'*, *random_seed=0*, ***kwargs*)
Support Vector Machine Regressor.

Parameters

- **C** (*float*) – The regularization parameter. The strength of the regularization is inversely proportional to C. Must be strictly positive. The penalty is a squared l2 penalty. Defaults to 1.0.
- **kernel** (*{"poly", "rbf", "sigmoid"}*) – Specifies the kernel type to be used in the algorithm. Defaults to "rbf".
- **gamma** (*{"scale", "auto"} or float*) – Kernel coefficient for "rbf", "poly" and "sigmoid". Defaults to "auto". - If gamma='scale' is passed then it uses 1 / (n_features * X.var()) as value of gamma - If "auto" (default), uses 1 / n_features
- **random_seed** (*int*) – Seed for the random number generator. Defaults to 0.

Attributes

hyper-parameter_ranges	{ "C": Real(0, 10), "kernel": ["poly", "rbf", "sigmoid"], "gamma": ["scale", "auto"],}
model_family	ModelFamily.SVM
modifies_features	True
modifies_target	False
name	SVM Regressor
supported_problem_types	[ProblemTypes.REGRESSION, ProblemTypes.TIME_SERIES_REGRESSION,]
training_only	False

Methods

clone	Constructs a new component with the same parameters and random state.
default_parameters	Returns the default parameters for this component.
describe	Describe a component and its parameters.
feature_importance	Feature importance of fitted SVM regresor.
fit	Fits estimator to data.
load	Loads component at file path.
needs_fitting	Returns boolean determining if component needs fitting before calling predict, predict_proba, transform, or feature_importances.
parameters	Returns the parameters which were used to initialize the component.
predict	Make predictions using selected features.
predict_proba	Make probability estimates for labels.
save	Saves component at file path.

clone(*self*)

Constructs a new component with the same parameters and random state.

Returns A new instance of this component with identical parameters and random state.

default_parameters(*cls*)

Returns the default parameters for this component.

Our convention is that Component.default_parameters == Component().parameters.

Returns Default parameters for this component.

Return type dict

describe(*self*, *print_name=False*, *return_dict=False*)

Describe a component and its parameters.

Parameters

- **print_name** (*bool, optional*) – whether to print name of component
- **return_dict** (*bool, optional*) – whether to return description as dictionary in the format {"name": name, "parameters": parameters}

Returns Returns dictionary if return_dict is True, else None.

Return type None or dict

property feature_importance(*self*)

Feature importance of fitted SVM regresor.

Only works with linear kernels. If the kernel isn't linear, we return a numpy array of zeros.

Returns The feature importance of the fitted SVM regressor, or an array of zeroes if the kernel is not linear.

fit(*self*, *X*, *y=None*)

Fits estimator to data.

Parameters

- **X** (*pd.DataFrame*) – The input training data of shape [n_samples, n_features].
- **y** (*pd.Series, optional*) – The target training data of length [n_samples].

Returns self

static load(*file_path*)

Loads component at file path.

Parameters **file_path** (*str*) – Location to load file.

Returns ComponentBase object

needs_fitting(*self*)

Returns boolean determining if component needs fitting before calling predict, predict_proba, transform, or feature_importances.

This can be overridden to False for components that do not need to be fit or whose fit methods do nothing.

Returns True.

property parameters(*self*)

Returns the parameters which were used to initialize the component.

predict(*self*, *X*)

Make predictions using selected features.

Parameters **X** (*pd.DataFrame*) – Data of shape [n_samples, n_features].

Returns Predicted values.

Return type pd.Series

Raises **MethodPropertyNotFoundError** – If estimator does not have a predict method or a component_obj that implements predict.

predict_proba(*self*, *X*)

Make probability estimates for labels.

Parameters **X** (*pd.DataFrame*) – Features.

Returns Probability estimates.

Return type pd.Series

Raises **MethodPropertyNotFoundError** – If estimator does not have a predict_proba method or a component_obj that implements predict_proba.

save(*self*, *file_path*, *pickle_protocol=cloudpickle.DEFAULT_PROTOCOL*)

Saves component at file path.

Parameters

- **file_path** (*str*) – Location to save file.
- **pickle_protocol** (*int*) – The pickle data stream format.

class evalml.pipelines.**TargetEncoder**(*cols=None*, *smoothing=1.0*, *handle_unknown='value'*, *handle_missing='value'*, *random_seed=0*, ***kwargs*)

A transformer that encodes categorical features into target encodings.

Parameters

- **cols** (*list*) – Columns to encode. If None, all string columns will be encoded, otherwise only the columns provided will be encoded. Defaults to None
- **smoothing** (*float*) – The smoothing factor to apply. The larger this value is, the more influence the expected target value has on the resulting target encodings. Must be strictly larger than 0. Defaults to 1.0
- **handle_unknown** (*string*) – Determines how to handle unknown categories for a feature encountered. Options are 'value', 'error', nd 'return_nan'. Defaults to 'value', which replaces with the target mean
- **handle_missing** (*string*) – Determines how to handle missing values encountered during *fit* or *transform*. Options are 'value', 'error', and 'return_nan'. Defaults to 'value', which replaces with the target mean
- **random_seed** (*int*) – Seed for the random number generator. Defaults to 0.

Attributes

hyper-parameter_ranges	{}
modifies_features	True
modifies_target	False
name	Target Encoder
training_only	False

Methods

clone	Constructs a new component with the same parameters and random state.
default_parameters	Returns the default parameters for this component.
describe	Describe a component and its parameters.
fit	Fits the target encoder.
fit_transform	Fit and transform data using the target encoder.
get_feature_names	Return feature names for the input features after fitting.
load	Loads component at file path.
needs_fitting	Returns boolean determining if component needs fitting before calling predict, predict_proba, transform, or feature_importances.
parameters	Returns the parameters which were used to initialize the component.

continues on next page

Table 706 – continued from previous page

save	Saves component at file path.
transform	Transform data using the fitted target encoder.

clone (*self*)

Constructs a new component with the same parameters and random state.

Returns A new instance of this component with identical parameters and random state.

default_parameters (*cls*)

Returns the default parameters for this component.

Our convention is that Component.default_parameters == Component().parameters.

Returns Default parameters for this component.

Return type dict

describe (*self*, *print_name=False*, *return_dict=False*)

Describe a component and its parameters.

Parameters

- **print_name** (*bool, optional*) – whether to print name of component
- **return_dict** (*bool, optional*) – whether to return description as dictionary in the format {"name": name, "parameters": parameters}

Returns Returns dictionary if return_dict is True, else None.

Return type None or dict

fit (*self*, *X*, *y*)

Fits the target encoder.

Parameters

- **X** (*pd.DataFrame*) – The input training data of shape [n_samples, n_features].
- **y** (*pd.Series, optional*) – The target training data of length [n_samples].

Returns self

fit_transform (*self*, *X*, *y*)

Fit and transform data using the target encoder.

Parameters

- **X** (*pd.DataFrame*) – The input training data of shape [n_samples, n_features].
- **y** (*pd.Series, optional*) – The target training data of length [n_samples].

Returns Transformed data.

Return type pd.DataFrame

get_feature_names (*self*)

Return feature names for the input features after fitting.

Returns The feature names after encoding.

Return type np.array

static load (*file_path*)

Loads component at file path.

Parameters **file_path** (*str*) – Location to load file.

Returns ComponentBase object

needs_fitting(*self*)

Returns boolean determining if component needs fitting before calling predict, predict_proba, transform, or feature_importances.

This can be overridden to False for components that do not need to be fit or whose fit methods do nothing.

Returns True.

property parameters(*self*)

Returns the parameters which were used to initialize the component.

save(*self*, *file_path*, *pickle_protocol=cloudpickle.DEFAULT_PROTOCOL*)

Saves component at file path.

Parameters

- **file_path** (*str*) – Location to save file.
- **pickle_protocol** (*int*) – The pickle data stream format.

transform(*self*, *X*, *y=None*)

Transform data using the fitted target encoder.

Parameters

- **X** (*pd.DataFrame*) – The input training data of shape [n_samples, n_features].
- **y** (*pd.Series, optional*) – The target training data of length [n_samples].

Returns Transformed data.

Return type pd.DataFrame

class evalml.pipelines.**TimeSeriesBinaryClassificationPipeline**(*component_graph*, *parameters=None*, *custom_name=None*, *random_seed=0*)

Pipeline base class for time series binary classification problems.

Parameters

- **component_graph** (*list or dict*) – List of components in order. Accepts strings or ComponentBase subclasses in the list. Note that when duplicate components are specified in a list, the duplicate component names will be modified with the component's index in the list. For example, the component graph [Imputer, One Hot Encoder, Imputer, Logistic Regression Classifier] will have names ["Imputer", "One Hot Encoder", "Imputer_2", "Logistic Regression Classifier"]
- **parameters** (*dict*) – Dictionary with component names as keys and dictionary of that component's parameters as values. An empty dictionary {} implies using all default values for component parameters. Pipeline-level parameters such as time_index, gap, and max_delay must be specified with the "pipeline" key. For example: Pipeline(parameters={"pipeline": {"time_index": "Date", "max_delay": 4, "gap": 2}}).
- **random_seed** (*int*) – Seed for the random number generator. Defaults to 0.

Example

```
>>> pipeline = TimeSeriesBinaryClassificationPipeline(component_graph=["Simple␣
↪Imputer", "Logistic Regression Classifier"],
...                                                    parameters={"Logistic␣
↪Regression Classifier": {"penalty": "elasticnet",
...                                                                                 ␣
↪                    "solver": "liblinear"},
...                                                                 "pipeline": {
↪"gap": 1, "max_delay": 1, "forecast_horizon": 1, "time_index": "date"}},
...                                                    custom_name="My␣
↪TimeSeriesBinary Pipeline")
...
>>> assert pipeline.custom_name == "My TimeSeriesBinary Pipeline"
>>> assert pipeline.component_graph.component_dict.keys() == {'Simple Imputer',
↪'Logistic Regression Classifier'}
...
>>> assert pipeline.parameters == {
...     'Simple Imputer': {'impute_strategy': 'most_frequent', 'fill_value': None}
↪,
...     'Logistic Regression Classifier': {'penalty': 'elasticnet',
...                                        'C': 1.0,
...                                        'n_jobs': -1,
...                                        'multi_class': 'auto',
...                                        'solver': 'liblinear'},
...     'pipeline': {'gap': 1, 'max_delay': 1, 'forecast_horizon': 1, 'time_index
↪': "date"}}
```

Attributes

problem_type	None

Methods

can_tune_threshold_with_objective	Determine whether the threshold of a binary classification pipeline can be tuned.
*classes_*	Gets the class names for the pipeline. Will return None before pipeline is fit.
clone	Constructs a new pipeline with the same components, parameters, and random seed.
create_objectives	Create objective instances from a list of strings or objective classes.
custom_name	Custom name of the pipeline.
describe	Outputs pipeline details including component parameters.
feature_importance	Importance associated with each feature. Features dropped by the feature selection are excluded.
fit	Build a model.
get_component	Returns component by name.
get_hyperparameter_ranges	Returns hyperparameter ranges from all components as a dictionary.
graph	Generate an image representing the pipeline graph.

continues on next page

Table 707 – continued from previous page

graph_feature_importance	Generate a bar graph of the pipeline's feature importance.
graph_json	Generates a JSON with nodes consisting of the component names and parameters, and edges detailing component relationships.
inverse_transform	Apply component inverse_transform methods to estimator predictions in reverse order.
load	Loads pipeline at file path.
model_family	Returns model family of this pipeline.
name	Name of the pipeline.
new	Constructs a new instance of the pipeline with the same component graph but with a different set of parameters. Not to be confused with python's __new__ method.
optimize_threshold	Optimize the pipeline threshold given the objective to use. Only used for binary problems with objectives whose thresholds can be tuned.
parameters	Parameter dictionary for this pipeline.
predict	Predict on future data where target is not known.
predict_in_sample	Predict on future data where the target is known, e.g. cross validation.
predict_proba	Predict on future data where the target is unknown.
predict_proba_in_sample	Predict on future data where the target is known, e.g. cross validation.
save	Saves pipeline at file path.
score	Evaluate model performance on current and additional objectives.
summary	A short summary of the pipeline structure, describing the list of components used.
threshold	Threshold used to make a prediction. Defaults to None.
transform	Transform the input.
transform_all_but_final	Transforms the data by applying all pre-processing components.

can_tune_threshold_with_objective(*self*, *objective*)

Determine whether the threshold of a binary classification pipeline can be tuned.

Parameters **objective** (*ObjectiveBase*) – Primary AutoMLSearch objective.

Returns True if the pipeline threshold can be tuned.

Return type bool

property classes_(*self*)

Gets the class names for the pipeline. Will return None before pipeline is fit.

clone(*self*)

Constructs a new pipeline with the same components, parameters, and random seed.

Returns A new instance of this pipeline with identical components, parameters, and random seed.

static create_objectives(*objectives*)

Create objective instances from a list of strings or objective classes.

property custom_name (*self*)
Custom name of the pipeline.

describe (*self*, *return_dict=False*)
Outputs pipeline details including component parameters.

Parameters **return_dict** (*bool*) – If True, return dictionary of information about pipeline. Defaults to False.

Returns Dictionary of all component parameters if return_dict is True, else None.

Return type dict

property feature_importance (*self*)
Importance associated with each feature. Features dropped by the feature selection are excluded.

Returns Feature names and their corresponding importance

Return type pd.DataFrame

abstract fit (*self*, *X*, *y*)
Build a model.

Parameters

- **X** (*pd.DataFrame or np.ndarray*) – The input training data of shape [n_samples, n_features].
- **y** (*pd.Series, np.ndarray*) – The target training data of length [n_samples].

Returns self

get_component (*self*, *name*)
Returns component by name.

Parameters **name** (*str*) – Name of component.

Returns Component to return

Return type Component

get_hyperparameter_ranges (*self*, *custom_hyperparameters*)
Returns hyperparameter ranges from all components as a dictionary.

Parameters **custom_hyperparameters** (*dict*) – Custom hyperparameters for the pipeline.

Returns Dictionary of hyperparameter ranges for each component in the pipeline.

Return type dict

graph (*self*, *filepath=None*)
Generate an image representing the pipeline graph.

Parameters **filepath** (*str, optional*) – Path to where the graph should be saved. If set to None (as by default), the graph will not be saved.

Returns Graph object that can be directly displayed in Jupyter notebooks.

Return type graphviz.Digraph

Raises

- **RuntimeError** – If graphviz is not installed.
- **ValueError** – If path is not writeable.

graph_feature_importance(*self*, *importance_threshold=0*)

Generate a bar graph of the pipeline's feature importance.

Parameters **importance_threshold** (*float, optional*) – If provided, graph features with a permutation importance whose absolute value is larger than importance_threshold. Defaults to zero.

Returns A bar graph showing features and their corresponding importance.

Return type plotly.Figure

Raises **ValueError** – If importance threshold is not valid.

graph_json(*self*)

Generates a JSON with nodes consisting of the component names and parameters, and edges detailing component relationships.

x_edges specifies from which component feature data is being passed. y_edges specifies from which component target data is being passed. This can be used to build graphs across a variety of visualization tools. Template: {"Nodes": {"component_name": {"Name": class_name, "Parameters": parameters_attributes}, ...}}, "x_edges": [[from_component_name, to_component_name], [from_component_name, to_component_name], ...], "y_edges": [[from_component_name, to_component_name], [from_component_name, to_component_name], ...]}

Returns A serialized JSON representation of a DAG structure.

Return type dag_json (str)

inverse_transform(*self*, *y*)

Apply component inverse_transform methods to estimator predictions in reverse order.

Components that implement inverse_transform are PolynomialDetrender, LogTransformer, LabelEncoder (tbd).

Parameters **y** (*pd.Series*) – Final component features.

Returns The inverse transform of the target.

Return type pd.Series

static load(*file_path*)

Loads pipeline at file path.

Parameters **file_path** (*str*) – Location to load file.

Returns PipelineBase object

property model_family(*self*)

Returns model family of this pipeline.

property name(*self*)

Name of the pipeline.

new(*self*, *parameters*, *random_seed=0*)

Constructs a new instance of the pipeline with the same component graph but with a different set of parameters. Not to be confused with python's __new__ method.

Parameters

- **parameters** (*dict*) – Dictionary with component names as keys and dictionary of that component's parameters as values. An empty dictionary or None implies using all default values for component parameters. Defaults to None.
- **random_seed** (*int*) – Seed for the random number generator. Defaults to 0.

Returns A new instance of this pipeline with identical components.

optimize_threshold(*self*, *X*, *y*, *y_pred_proba*, *objective*)

Optimize the pipeline threshold given the objective to use. Only used for binary problems with objectives whose thresholds can be tuned.

Parameters

- **X** (*pd.DataFrame*) – Input features.
- **y** (*pd.Series*) – Input target values.
- **y_pred_proba** (*pd.Series*) – The predicted probabilities of the target outputted by the pipeline.
- **objective** (*ObjectiveBase*) – The objective to threshold with. Must have a tunable threshold.

Raises **ValueError** – If objective is not optimizable.

property parameters(*self*)

Parameter dictionary for this pipeline.

Returns Dictionary of all component parameters.

Return type dict

predict(*self*, *X*, *objective=None*, *X_train=None*, *y_train=None*)

Predict on future data where target is not known.

Parameters

- **X** (*pd.DataFrame, or np.ndarray*) – Data of shape [n_samples, n_features].
- **objective** (*Object or string*) – The objective to use to make predictions.
- **X_train** (*pd.DataFrame or np.ndarray or None*) – Training data.
- **y_train** (*pd.Series or None*) – Training labels.

Raises **ValueError** – If final component is not an Estimator.

Returns Predictions.

predict_in_sample(*self*, *X*, *y*, *X_train*, *y_train*, *objective=None*)

Predict on future data where the target is known, e.g. cross validation.

Parameters

- **X** (*pd.DataFrame*) – Future data of shape [n_samples, n_features].
- **y** (*pd.Series*) – Future target of shape [n_samples].
- **X_train** (*pd.DataFrame*) – Data the pipeline was trained on of shape [n_samples_train, n_feautures].
- **y_train** (*pd.Series*) – Targets used to train the pipeline of shape [n_samples_train].
- **objective** (*ObjectiveBase, str*) – Objective used to threshold predicted probabilities, optional. Defaults to None.

Returns Estimated labels.

Return type pd.Series

Raises **ValueError** – If objective is not defined for time-series binary classification problems.

predict_proba (*self*, *X*, *X_train=None*, *y_train=None*)
Predict on future data where the target is unknown.

Parameters

- **X** (*pd.DataFrame or np.ndarray*) – Future data of shape [n_samples, n_features].
- **X_train** (*pd.DataFrame, np.ndarray*) – Data the pipeline was trained on of shape [n_samples_train, n_features].
- **y_train** (*pd.Series, np.ndarray*) – Targets used to train the pipeline of shape [n_samples_train].

Returns Estimated probabilities.

Return type pd.Series

Raises **ValueError** – If final component is not an Estimator.

predict_proba_in_sample (*self*, *X_holdout*, *y_holdout*, *X_train*, *y_train*)
Predict on future data where the target is known, e.g. cross validation.

Parameters

- **X_holdout** (*pd.DataFrame or np.ndarray*) – Future data of shape [n_samples, n_features].
- **y_holdout** (*pd.Series, np.ndarray*) – Future target of shape [n_samples].
- **X_train** (*pd.DataFrame, np.ndarray*) – Data the pipeline was trained on of shape [n_samples_train, n_features].
- **y_train** (*pd.Series, np.ndarray*) – Targets used to train the pipeline of shape [n_samples_train].

Returns Estimated probabilities.

Return type pd.Series

Raises **ValueError** – If the final component is not an Estimator.

save (*self*, *file_path*, *pickle_protocol=cloudpickle.DEFAULT_PROTOCOL*)
Saves pipeline at file path.

Parameters

- **file_path** (*str*) – Location to save file.
- **pickle_protocol** (*int*) – The pickle data stream format.

score (*self*, *X*, *y*, *objectives*, *X_train=None*, *y_train=None*)
Evaluate model performance on current and additional objectives.

Parameters

- **X** (*pd.DataFrame or np.ndarray*) – Data of shape [n_samples, n_features].
- **y** (*pd.Series*) – True labels of length [n_samples].
- **objectives** (*list*) – Non-empty list of objectives to score on.
- **X_train** (*pd.DataFrame, np.ndarray*) – Data the pipeline was trained on of shape [n_samples_train, n_features].
- **y_train** (*pd.Series, np.ndarray*) – Targets used to train the pipeline of shape [n_samples_train].

Returns Ordered dictionary of objective scores.

Return type dict

property summary(*self*)

A short summary of the pipeline structure, describing the list of components used.

Example: Logistic Regression Classifier w/ Simple Imputer + One Hot Encoder

Returns A string describing the pipeline structure.

property threshold(*self*)

Threshold used to make a prediction. Defaults to None.

transform(*self*, *X*, *y=None*)

Transform the input.

Parameters

- **X** (*pd.DataFrame, or np.ndarray*) – Data of shape [n_samples, n_features].
- **y** (*pd.Series*) – The target data of length [n_samples]. Defaults to None.

Returns Transformed output.

Return type pd.DataFrame

transform_all_but_final(*self*, *X*, *y=None*, *X_train=None*, *y_train=None*)

Transforms the data by applying all pre-processing components.

Parameters

- **X** (*pd.DataFrame*) – Input data to the pipeline to transform.
- **y** (*pd.Series*) – Targets corresponding to the pipeline targets.
- **X_train** (*pd.DataFrame*) – Training data used to generate generates from past observations.
- **y_train** (*pd.Series*) – Training targets used to generate features from past observations.

Returns New transformed features.

Return type pd.DataFrame

class evalml.pipelines.**TimeSeriesClassificationPipeline**(*component_graph*, *parameters=None*, *custom_name=None*, *random_seed=0*)

Pipeline base class for time series classification problems.

Parameters

- **component_graph** (*ComponentGraph, list, dict*) – ComponentGraph instance, list of components in order, or dictionary of components. Accepts strings or ComponentBase subclasses in the list. Note that when duplicate components are specified in a list, the duplicate component names will be modified with the component's index in the list. For example, the component graph [Imputer, One Hot Encoder, Imputer, Logistic Regression Classifier] will have names ["Imputer", "One Hot Encoder", "Imputer_2", "Logistic Regression Classifier"]
- **parameters** (*dict*) – Dictionary with component names as keys and dictionary of that component's parameters as values. An empty dictionary {} implies using all default values for component parameters. Pipeline-level parameters such as

time_index, gap, and max_delay must be specified with the "pipeline" key. For example: Pipeline(parameters={"pipeline": {"time_index": "Date", "max_delay": 4, "gap": 2}}).

- **random_seed** (*int*) – Seed for the random number generator. Defaults to 0.

Attributes

problem_type	None

Methods

can_tune_threshold_with_objective	Determine whether the threshold of a binary classification pipeline can be tuned.
*classes_*	Gets the class names for the pipeline. Will return None before pipeline is fit.
clone	Constructs a new pipeline with the same components, parameters, and random seed.
create_objectives	Create objective instances from a list of strings or objective classes.
custom_name	Custom name of the pipeline.
describe	Outputs pipeline details including component parameters.
feature_importance	Importance associated with each feature. Features dropped by the feature selection are excluded.
fit	Build a model.
get_component	Returns component by name.
get_hyperparameter_ranges	Returns hyperparameter ranges from all components as a dictionary.
graph	Generate an image representing the pipeline graph.
graph_feature_importance	Generate a bar graph of the pipeline's feature importance.
graph_json	Generates a JSON with nodes consisting of the component names and parameters, and edges detailing component relationships.
inverse_transform	Apply component inverse_transform methods to estimator predictions in reverse order.
load	Loads pipeline at file path.
model_family	Returns model family of this pipeline.
name	Name of the pipeline.
new	Constructs a new instance of the pipeline with the same component graph but with a different set of parameters. Not to be confused with python's __new__ method.
parameters	Parameter dictionary for this pipeline.
predict	Predict on future data where target is not known.
predict_in_sample	Predict on future data where the target is known, e.g. cross validation.
predict_proba	Predict on future data where the target is unknown.
predict_proba_in_sample	Predict on future data where the target is known, e.g. cross validation.
save	Saves pipeline at file path.

continues on next page

Table 708 – continued from previous page

score	Evaluate model performance on current and additional objectives.
summary	A short summary of the pipeline structure, describing the list of components used.
transform	Transform the input.
transform_all_but_final	Transforms the data by applying all pre-processing components.

can_tune_threshold_with_objective(*self*, *objective*)

Determine whether the threshold of a binary classification pipeline can be tuned.

Parameters **objective** (*ObjectiveBase*) – Primary AutoMLSearch objective.

Returns True if the pipeline threshold can be tuned.

Return type bool

property classes_(*self*)

Gets the class names for the pipeline. Will return None before pipeline is fit.

clone(*self*)

Constructs a new pipeline with the same components, parameters, and random seed.

Returns A new instance of this pipeline with identical components, parameters, and random seed.

static create_objectives(*objectives*)

Create objective instances from a list of strings or objective classes.

property custom_name(*self*)

Custom name of the pipeline.

describe(*self*, *return_dict=False*)

Outputs pipeline details including component parameters.

Parameters **return_dict** (*bool*) – If True, return dictionary of information about pipeline. Defaults to False.

Returns Dictionary of all component parameters if return_dict is True, else None.

Return type dict

property feature_importance(*self*)

Importance associated with each feature. Features dropped by the feature selection are excluded.

Returns Feature names and their corresponding importance

Return type pd.DataFrame

abstract fit(*self*, *X*, *y*)

Build a model.

Parameters

- **X** (*pd.DataFrame or np.ndarray*) – The input training data of shape [n_samples, n_features].
- **y** (*pd.Series, np.ndarray*) – The target training data of length [n_samples].

Returns self

get_component(*self*, *name*)

Returns component by name.

Parameters **name** (*str*) – Name of component.

Returns Component to return

Return type Component

get_hyperparameter_ranges(*self*, *custom_hyperparameters*)

Returns hyperparameter ranges from all components as a dictionary.

Parameters **custom_hyperparameters** (*dict*) – Custom hyperparameters for the pipeline.

Returns Dictionary of hyperparameter ranges for each component in the pipeline.

Return type dict

graph(*self*, *filepath=None*)

Generate an image representing the pipeline graph.

Parameters **filepath** (*str, optional*) – Path to where the graph should be saved. If set to None (as by default), the graph will not be saved.

Returns Graph object that can be directly displayed in Jupyter notebooks.

Return type graphviz.Digraph

Raises

- **RuntimeError** – If graphviz is not installed.
- **ValueError** – If path is not writeable.

graph_feature_importance(*self*, *importance_threshold=0*)

Generate a bar graph of the pipeline's feature importance.

Parameters **importance_threshold** (*float, optional*) – If provided, graph features with a permutation importance whose absolute value is larger than importance_threshold. Defaults to zero.

Returns A bar graph showing features and their corresponding importance.

Return type plotly.Figure

Raises **ValueError** – If importance threshold is not valid.

graph_json(*self*)

Generates a JSON with nodes consisting of the component names and parameters, and edges detailing component relationships.

x_edges specifies from which component feature data is being passed. y_edges specifies from which component target data is being passed. This can be used to build graphs across a variety of visualization tools. Template: {"Nodes": {"component_name": {"Name": class_name, "Parameters": parameters_attributes}, ...}}, "x_edges": [[from_component_name, to_component_name], [from_component_name, to_component_name], ...], "y_edges": [[from_component_name, to_component_name], [from_component_name, to_component_name], ...]}

Returns A serialized JSON representation of a DAG structure.

Return type dag_json (str)

inverse_transform(*self*, *y*)

Apply component inverse_transform methods to estimator predictions in reverse order.

Components that implement inverse_transform are PolynomialDetrender, LogTransformer, LabelEncoder (tbd).

Parameters **y** (*pd.Series*) – Final component features.

Returns The inverse transform of the target.

Return type pd.Series

static load(*file_path*)
Loads pipeline at file path.

Parameters **file_path** (*str*) – Location to load file.

Returns PipelineBase object

property model_family(*self*)
Returns model family of this pipeline.

property name(*self*)
Name of the pipeline.

new(*self*, *parameters*, *random_seed=0*)
Constructs a new instance of the pipeline with the same component graph but with a different set of parameters. Not to be confused with python's __new__ method.

Parameters

- **parameters** (*dict*) – Dictionary with component names as keys and dictionary of that component's parameters as values. An empty dictionary or None implies using all default values for component parameters. Defaults to None.
- **random_seed** (*int*) – Seed for the random number generator. Defaults to 0.

Returns A new instance of this pipeline with identical components.

property parameters(*self*)
Parameter dictionary for this pipeline.

Returns Dictionary of all component parameters.

Return type dict

predict(*self*, *X*, *objective=None*, *X_train=None*, *y_train=None*)
Predict on future data where target is not known.

Parameters

- **X** (*pd.DataFrame, or np.ndarray*) – Data of shape [n_samples, n_features].
- **objective** (*Object or string*) – The objective to use to make predictions.
- **X_train** (*pd.DataFrame or np.ndarray or None*) – Training data.
- **y_train** (*pd.Series or None*) – Training labels.

Raises **ValueError** – If final component is not an Estimator.

Returns Predictions.

predict_in_sample(*self*, *X*, *y*, *X_train*, *y_train*, *objective=None*)
Predict on future data where the target is known, e.g. cross validation.

Note: we cast y as ints first to address boolean values that may be returned from calculating predictions which we would not be able to otherwise transform if we originally had integer targets.

Parameters

- **X** (*pd.DataFrame or np.ndarray*) – Future data of shape [n_samples, n_features].

- **y** (*pd.Series, np.ndarray*) – Future target of shape [n_samples].
- **X_train** (*pd.DataFrame, np.ndarray*) – Data the pipeline was trained on of shape [n_samples_train, n_features].
- **y_train** (*pd.Series, np.ndarray*) – Targets used to train the pipeline of shape [n_samples_train].
- **objective** (*ObjectiveBase, str, None*) – Objective used to threshold predicted probabilities, optional.

Returns Estimated labels.

Return type pd.Series

Raises **ValueError** – If final component is not an Estimator.

predict_proba(*self*, *X*, *X_train=None*, *y_train=None*)

Predict on future data where the target is unknown.

Parameters

- **X** (*pd.DataFrame or np.ndarray*) – Future data of shape [n_samples, n_features].
- **X_train** (*pd.DataFrame, np.ndarray*) – Data the pipeline was trained on of shape [n_samples_train, n_features].
- **y_train** (*pd.Series, np.ndarray*) – Targets used to train the pipeline of shape [n_samples_train].

Returns Estimated probabilities.

Return type pd.Series

Raises **ValueError** – If final component is not an Estimator.

predict_proba_in_sample(*self*, *X_holdout*, *y_holdout*, *X_train*, *y_train*)

Predict on future data where the target is known, e.g. cross validation.

Parameters

- **X_holdout** (*pd.DataFrame or np.ndarray*) – Future data of shape [n_samples, n_features].
- **y_holdout** (*pd.Series, np.ndarray*) – Future target of shape [n_samples].
- **X_train** (*pd.DataFrame, np.ndarray*) – Data the pipeline was trained on of shape [n_samples_train, n_features].
- **y_train** (*pd.Series, np.ndarray*) – Targets used to train the pipeline of shape [n_samples_train].

Returns Estimated probabilities.

Return type pd.Series

Raises **ValueError** – If the final component is not an Estimator.

save(*self*, *file_path*, *pickle_protocol=cloudpickle.DEFAULT_PROTOCOL*)

Saves pipeline at file path.

Parameters

- **file_path** (*str*) – Location to save file.
- **pickle_protocol** (*int*) – The pickle data stream format.

score (*self*, *X*, *y*, *objectives*, *X_train=None*, *y_train=None*)
Evaluate model performance on current and additional objectives.

Parameters

- **X** (*pd.DataFrame or np.ndarray*) – Data of shape [n_samples, n_features].
- **y** (*pd.Series*) – True labels of length [n_samples].
- **objectives** (*list*) – Non-empty list of objectives to score on.
- **X_train** (*pd.DataFrame, np.ndarray*) – Data the pipeline was trained on of shape [n_samples_train, n_features].
- **y_train** (*pd.Series, np.ndarray*) – Targets used to train the pipeline of shape [n_samples_train].

Returns Ordered dictionary of objective scores.

Return type dict

property summary (*self*)
A short summary of the pipeline structure, describing the list of components used.

Example: Logistic Regression Classifier w/ Simple Imputer + One Hot Encoder

Returns A string describing the pipeline structure.

transform (*self*, *X*, *y=None*)
Transform the input.

Parameters

- **X** (*pd.DataFrame, or np.ndarray*) – Data of shape [n_samples, n_features].
- **y** (*pd.Series*) – The target data of length [n_samples]. Defaults to None.

Returns Transformed output.

Return type pd.DataFrame

transform_all_but_final (*self*, *X*, *y=None*, *X_train=None*, *y_train=None*)
Transforms the data by applying all pre-processing components.

Parameters

- **X** (*pd.DataFrame*) – Input data to the pipeline to transform.
- **y** (*pd.Series*) – Targets corresponding to the pipeline targets.
- **X_train** (*pd.DataFrame*) – Training data used to generate generates from past observations.
- **y_train** (*pd.Series*) – Training targets used to generate features from past observations.

Returns New transformed features.

Return type pd.DataFrame

class evalml.pipelines.**TimeSeriesFeaturizer** (*time_index=None*, *max_delay=2*, *gap=0*, *forecast_horizon=1*, *conf_level=0.05*, *rolling_window_size=0.25*, *delay_features=True*, *delay_target=True*, *random_seed=0*, ***kwargs*)
Transformer that delays input features and target variable for time series problems.

This component uses an algorithm based on the autocorrelation values of the target variable to determine which lags to select from the set of all possible lags.

The algorithm is based on the idea that the local maxima of the autocorrelation function indicate the lags that have the most impact on the present time.

The algorithm computes the autocorrelation values and finds the local maxima, called "peaks", that are significant at the given conf_level. Since lags in the range [0, 10] tend to be predictive but not local maxima, the union of the peaks is taken with the significant lags in the range [0, 10]. At the end, only selected lags in the range [0, max_delay] are used.

Parametrizing the algorithm by conf_level lets the AutoMLAlgorithm tune the set of lags chosen so that the chances of finding a good set of lags is higher.

Using conf_level value of 1 selects all possible lags.

Parameters

- **time_index** (*str*) – Name of the column containing the datetime information used to order the data. Ignored.
- **max_delay** (*int*) – Maximum number of time units to delay each feature. Defaults to 2.
- **forecast_horizon** (*int*) – The number of time periods the pipeline is expected to forecast.
- **conf_level** (*float*) – Float in range (0, 1] that determines the confidence interval size used to select which lags to compute from the set of [1, max_delay]. A delay of 1 will always be computed. If 1, selects all possible lags in the set of [1, max_delay], inclusive.
- **rolling_window_size** (*float*) – Float in range (0, 1] that determines the size of the window used for rolling features. Size is computed as rolling_window_size * max_delay.
- **delay_features** (*bool*) – Whether to delay the input features. Defaults to True.
- **delay_target** (*bool*) – Whether to delay the target. Defaults to True.
- **gap** (*int*) – The number of time units between when the features are collected and when the target is collected. For example, if you are predicting the next time step's target, gap=1. This is only needed because when gap=0, we need to be sure to start the lagging of the target variable at 1. Defaults to 1.
- **random_seed** (*int*) – Seed for the random number generator. This transformer performs the same regardless of the random seed provided.

Attributes

hyper-parameter_ranges	Real(0.001, 1.0), "rolling_window_size": Real(0.001, 1.0)}:type: {"conf_level"
modifies_features	True
modifies_target	False
name	Time Series Featurizer
needs_fitting	True
target_colname_prefix	target_delay_{}
training_only	False

Methods

clone	Constructs a new component with the same parameters and random state.
default_parameters	Returns the default parameters for this component.
describe	Describe a component and its parameters.
fit	Fits the DelayFeatureTransformer.
fit_transform	Fit the component and transform the input data.
load	Loads component at file path.
parameters	Returns the parameters which were used to initialize the component.
save	Saves component at file path.
transform	Computes the delayed values and rolling means for X and y.

clone(*self*)

Constructs a new component with the same parameters and random state.

Returns A new instance of this component with identical parameters and random state.

default_parameters(*cls*)

Returns the default parameters for this component.

Our convention is that Component.default_parameters == Component().parameters.

Returns Default parameters for this component.

Return type dict

describe(*self*, *print_name=False*, *return_dict=False*)

Describe a component and its parameters.

Parameters

- **print_name** (*bool, optional*) – whether to print name of component
- **return_dict** (*bool, optional*) – whether to return description as dictionary in the format {"name": name, "parameters": parameters}

Returns Returns dictionary if return_dict is True, else None.

Return type None or dict

fit(*self*, *X*, *y=None*)

Fits the DelayFeatureTransformer.

Parameters

- **X** (*pd.DataFrame or np.ndarray*) – The input training data of shape [n_samples, n_features]
- **y** (*pd.Series, optional*) – The target training data of length [n_samples]

Returns self

Raises **ValueError** – if self.time_index is None

fit_transform(*self*, *X*, *y=None*)

Fit the component and transform the input data.

Parameters

- **X** (*pd.DataFrame*) – Data to transform.

- **y** (*pd.Series, or None*) – Target.

Returns Transformed X.

Return type pd.DataFrame

static load(*file_path*)

Loads component at file path.

Parameters **file_path** (*str*) – Location to load file.

Returns ComponentBase object

property parameters(*self*)

Returns the parameters which were used to initialize the component.

save(*self*, *file_path*, *pickle_protocol=cloudpickle.DEFAULT_PROTOCOL*)

Saves component at file path.

Parameters

- **file_path** (*str*) – Location to save file.
- **pickle_protocol** (*int*) – The pickle data stream format.

transform(*self*, *X*, *y=None*)

Computes the delayed values and rolling means for X and y.

The chosen delays are determined by the autocorrelation function of the target variable. See the class docstring for more information on how they are chosen. If y is None, all possible lags are chosen.

If y is not None, it will also compute the delayed values for the target variable.

The rolling means for all numeric features in X and y, if y is numeric, are also returned.

Parameters

- **X** (*pd.DataFrame or None*) – Data to transform. None is expected when only the target variable is being used.
- **y** (*pd.Series, or None*) – Target.

Returns Transformed X. No original features are returned.

Return type pd.DataFrame

class evalml.pipelines.**TimeSeriesMulticlassClassificationPipeline**(*component_graph*, *parameters=None*, *custom_name=None*, *random_seed=0*)

Pipeline base class for time series multiclass classification problems.

Parameters

- **component_graph** (*list or dict*) – List of components in order. Accepts strings or ComponentBase subclasses in the list. Note that when duplicate components are specified in a list, the duplicate component names will be modified with the component's index in the list. For example, the component graph [Imputer, One Hot Encoder, Imputer, Logistic Regression Classifier] will have names ["Imputer", "One Hot Encoder", "Imputer_2", "Logistic Regression Classifier"]

- **parameters** (*dict*) – Dictionary with component names as keys and dictionary of that component's parameters as values. An empty dictionary {} implies using all default values for component parameters. Pipeline-level parameters such as time_index, gap, and max_delay must be specified with the "pipeline" key. For example: Pipeline(parameters={"pipeline": {"time_index": "Date", "max_delay": 4, "gap": 2}}).
- **random_seed** (*int*) – Seed for the random number generator. Defaults to 0.

Example

```
>>> pipeline = TimeSeriesMulticlassClassificationPipeline(component_graph=[
↪"Simple Imputer", "Logistic Regression Classifier"],
...                                                     parameters={"Logistic␣
↪Regression Classifier": {"penalty": "elasticnet",
...                                                                          ␣
↪                        "solver": "liblinear"},
...                                                                 "pipeline":
↪{"gap": 1, "max_delay": 1, "forecast_horizon": 1, "time_index": "date"}},
...                                                     custom_name="My␣
↪TimeSeriesMulticlass Pipeline")
>>> assert pipeline.custom_name == "My TimeSeriesMulticlass Pipeline"
>>> assert pipeline.component_graph.component_dict.keys() == {'Simple Imputer',
↪'Logistic Regression Classifier'}
>>> assert pipeline.parameters == {
...   'Simple Imputer': {'impute_strategy': 'most_frequent', 'fill_value': None},
...   'Logistic Regression Classifier': {'penalty': 'elasticnet',
...                                      'C': 1.0,
...                                      'n_jobs': -1,
...                                      'multi_class': 'auto',
...                                      'solver': 'liblinear'},
...      'pipeline': {'gap': 1, 'max_delay': 1, 'forecast_horizon': 1, 'time_index
↪': "date"}}
```

Attributes

problem_type	ProblemTypes.TIME_SERIES_MULTICLASS

Methods

can_tune_threshold_with_objective	Determine whether the threshold of a binary classification pipeline can be tuned.
*classes_*	Gets the class names for the pipeline. Will return None before pipeline is fit.
clone	Constructs a new pipeline with the same components, parameters, and random seed.
create_objectives	Create objective instances from a list of strings or objective classes.
custom_name	Custom name of the pipeline.
describe	Outputs pipeline details including component parameters.
feature_importance	Importance associated with each feature. Features dropped by the feature selection are excluded.

continues on next page

Table 710 – continued from previous page

fit	Build a model.
get_component	Returns component by name.
get_hyperparameter_ranges	Returns hyperparameter ranges from all components as a dictionary.
graph	Generate an image representing the pipeline graph.
graph_feature_importance	Generate a bar graph of the pipeline's feature importance.
graph_json	Generates a JSON with nodes consisting of the component names and parameters, and edges detailing component relationships.
inverse_transform	Apply component inverse_transform methods to estimator predictions in reverse order.
load	Loads pipeline at file path.
model_family	Returns model family of this pipeline.
name	Name of the pipeline.
new	Constructs a new instance of the pipeline with the same component graph but with a different set of parameters. Not to be confused with python's __new__ method.
parameters	Parameter dictionary for this pipeline.
predict	Predict on future data where target is not known.
predict_in_sample	Predict on future data where the target is known, e.g. cross validation.
predict_proba	Predict on future data where the target is unknown.
predict_proba_in_sample	Predict on future data where the target is known, e.g. cross validation.
save	Saves pipeline at file path.
score	Evaluate model performance on current and additional objectives.
summary	A short summary of the pipeline structure, describing the list of components used.
transform	Transform the input.
transform_all_but_final	Transforms the data by applying all pre-processing components.

can_tune_threshold_with_objective(*self*, *objective*)

Determine whether the threshold of a binary classification pipeline can be tuned.

Parameters **objective** (*ObjectiveBase*) – Primary AutoMLSearch objective.

Returns True if the pipeline threshold can be tuned.

Return type bool

property classes_(*self*)

Gets the class names for the pipeline. Will return None before pipeline is fit.

clone(*self*)

Constructs a new pipeline with the same components, parameters, and random seed.

Returns A new instance of this pipeline with identical components, parameters, and random seed.

static create_objectives(*objectives*)

Create objective instances from a list of strings or objective classes.

property custom_name (*self*)
Custom name of the pipeline.

describe (*self*, *return_dict=False*)
Outputs pipeline details including component parameters.

Parameters **return_dict** (*bool*) – If True, return dictionary of information about pipeline. Defaults to False.

Returns Dictionary of all component parameters if return_dict is True, else None.

Return type dict

property feature_importance (*self*)
Importance associated with each feature. Features dropped by the feature selection are excluded.

Returns Feature names and their corresponding importance

Return type pd.DataFrame

abstract fit (*self*, *X*, *y*)
Build a model.

Parameters

- **X** (*pd.DataFrame or np.ndarray*) – The input training data of shape [n_samples, n_features].
- **y** (*pd.Series, np.ndarray*) – The target training data of length [n_samples].

Returns self

get_component (*self*, *name*)
Returns component by name.

Parameters **name** (*str*) – Name of component.

Returns Component to return

Return type Component

get_hyperparameter_ranges (*self*, *custom_hyperparameters*)
Returns hyperparameter ranges from all components as a dictionary.

Parameters **custom_hyperparameters** (*dict*) – Custom hyperparameters for the pipeline.

Returns Dictionary of hyperparameter ranges for each component in the pipeline.

Return type dict

graph (*self*, *filepath=None*)
Generate an image representing the pipeline graph.

Parameters **filepath** (*str, optional*) – Path to where the graph should be saved. If set to None (as by default), the graph will not be saved.

Returns Graph object that can be directly displayed in Jupyter notebooks.

Return type graphviz.Digraph

Raises

- **RuntimeError** – If graphviz is not installed.
- **ValueError** – If path is not writeable.

graph_feature_importance(*self*, *importance_threshold=0*)

Generate a bar graph of the pipeline's feature importance.

Parameters **importance_threshold** (*float, optional*) – If provided, graph features with a permutation importance whose absolute value is larger than importance_threshold. Defaults to zero.

Returns A bar graph showing features and their corresponding importance.

Return type plotly.Figure

Raises **ValueError** – If importance threshold is not valid.

graph_json(*self*)

Generates a JSON with nodes consisting of the component names and parameters, and edges detailing component relationships.

x_edges specifies from which component feature data is being passed. y_edges specifies from which component target data is being passed. This can be used to build graphs across a variety of visualization tools. Template: {"Nodes": {"component_name": {"Name": class_name, "Parameters": parameters_attributes}, ...}}, "x_edges": [[from_component_name, to_component_name], [from_component_name, to_component_name], ...], "y_edges": [[from_component_name, to_component_name], [from_component_name, to_component_name], ...]}

Returns A serialized JSON representation of a DAG structure.

Return type dag_json (str)

inverse_transform(*self*, *y*)

Apply component inverse_transform methods to estimator predictions in reverse order.

Components that implement inverse_transform are PolynomialDetrender, LogTransformer, LabelEncoder (tbd).

Parameters **y** (*pd.Series*) – Final component features.

Returns The inverse transform of the target.

Return type pd.Series

static load(*file_path*)

Loads pipeline at file path.

Parameters **file_path** (*str*) – Location to load file.

Returns PipelineBase object

property model_family(*self*)

Returns model family of this pipeline.

property name(*self*)

Name of the pipeline.

new(*self*, *parameters*, *random_seed=0*)

Constructs a new instance of the pipeline with the same component graph but with a different set of parameters. Not to be confused with python's __new__ method.

Parameters

- **parameters** (*dict*) – Dictionary with component names as keys and dictionary of that component's parameters as values. An empty dictionary or None implies using all default values for component parameters. Defaults to None.
- **random_seed** (*int*) – Seed for the random number generator. Defaults to 0.

Returns A new instance of this pipeline with identical components.

property parameters(*self*)

Parameter dictionary for this pipeline.

Returns Dictionary of all component parameters.

Return type dict

predict(*self*, *X*, *objective=None*, *X_train=None*, *y_train=None*)

Predict on future data where target is not known.

Parameters

- **X** (*pd.DataFrame, or np.ndarray*) – Data of shape [n_samples, n_features].
- **objective** (*Object or string*) – The objective to use to make predictions.
- **X_train** (*pd.DataFrame or np.ndarray or None*) – Training data.
- **y_train** (*pd.Series or None*) – Training labels.

Raises **ValueError** – If final component is not an Estimator.

Returns Predictions.

predict_in_sample(*self*, *X*, *y*, *X_train*, *y_train*, *objective=None*)

Predict on future data where the target is known, e.g. cross validation.

Note: we cast y as ints first to address boolean values that may be returned from calculating predictions which we would not be able to otherwise transform if we originally had integer targets.

Parameters

- **X** (*pd.DataFrame or np.ndarray*) – Future data of shape [n_samples, n_features].
- **y** (*pd.Series, np.ndarray*) – Future target of shape [n_samples].
- **X_train** (*pd.DataFrame, np.ndarray*) – Data the pipeline was trained on of shape [n_samples_train, n_features].
- **y_train** (*pd.Series, np.ndarray*) – Targets used to train the pipeline of shape [n_samples_train].
- **objective** (*ObjectiveBase, str, None*) – Objective used to threshold predicted probabilities, optional.

Returns Estimated labels.

Return type pd.Series

Raises **ValueError** – If final component is not an Estimator.

predict_proba(*self*, *X*, *X_train=None*, *y_train=None*)

Predict on future data where the target is unknown.

Parameters

- **X** (*pd.DataFrame or np.ndarray*) – Future data of shape [n_samples, n_features].
- **X_train** (*pd.DataFrame, np.ndarray*) – Data the pipeline was trained on of shape [n_samples_train, n_features].
- **y_train** (*pd.Series, np.ndarray*) – Targets used to train the pipeline of shape [n_samples_train].

Returns Estimated probabilities.

Return type pd.Series

Raises **ValueError** – If final component is not an Estimator.

predict_proba_in_sample(*self*, *X_holdout*, *y_holdout*, *X_train*, *y_train*)

Predict on future data where the target is known, e.g. cross validation.

Parameters

- **X_holdout** (*pd.DataFrame or np.ndarray*) – Future data of shape [n_samples, n_features].
- **y_holdout** (*pd.Series, np.ndarray*) – Future target of shape [n_samples].
- **X_train** (*pd.DataFrame, np.ndarray*) – Data the pipeline was trained on of shape [n_samples_train, n_features].
- **y_train** (*pd.Series, np.ndarray*) – Targets used to train the pipeline of shape [n_samples_train].

Returns Estimated probabilities.

Return type pd.Series

Raises **ValueError** – If the final component is not an Estimator.

save(*self*, *file_path*, *pickle_protocol=cloudpickle.DEFAULT_PROTOCOL*)

Saves pipeline at file path.

Parameters

- **file_path** (*str*) – Location to save file.
- **pickle_protocol** (*int*) – The pickle data stream format.

score(*self*, *X*, *y*, *objectives*, *X_train=None*, *y_train=None*)

Evaluate model performance on current and additional objectives.

Parameters

- **X** (*pd.DataFrame or np.ndarray*) – Data of shape [n_samples, n_features].
- **y** (*pd.Series*) – True labels of length [n_samples].
- **objectives** (*list*) – Non-empty list of objectives to score on.
- **X_train** (*pd.DataFrame, np.ndarray*) – Data the pipeline was trained on of shape [n_samples_train, n_features].
- **y_train** (*pd.Series, np.ndarray*) – Targets used to train the pipeline of shape [n_samples_train].

Returns Ordered dictionary of objective scores.

Return type dict

property summary(*self*)

A short summary of the pipeline structure, describing the list of components used.

Example: Logistic Regression Classifier w/ Simple Imputer + One Hot Encoder

Returns A string describing the pipeline structure.

transform(*self*, *X*, *y=None*)

Transform the input.

Parameters

- **X** (*pd.DataFrame, or np.ndarray*) – Data of shape [n_samples, n_features].
- **y** (*pd.Series*) – The target data of length [n_samples]. Defaults to None.

Returns Transformed output.

Return type pd.DataFrame

transform_all_but_final(*self*, *X*, *y=None*, *X_train=None*, *y_train=None*)

Transforms the data by applying all pre-processing components.

Parameters

- **X** (*pd.DataFrame*) – Input data to the pipeline to transform.
- **y** (*pd.Series*) – Targets corresponding to the pipeline targets.
- **X_train** (*pd.DataFrame*) – Training data used to generate generates from past observations.
- **y_train** (*pd.Series*) – Training targets used to generate features from past observations.

Returns New transformed features.

Return type pd.DataFrame

class evalml.pipelines.**TimeSeriesRegressionPipeline**(*component_graph*, *parameters=None*, *custom_name=None*, *random_seed=0*)

Pipeline base class for time series regression problems.

Parameters

- **component_graph** (*ComponentGraph, list, dict*) – ComponentGraph instance, list of components in order, or dictionary of components. Accepts strings or ComponentBase subclasses in the list. Note that when duplicate components are specified in a list, the duplicate component names will be modified with the component's index in the list. For example, the component graph [Imputer, One Hot Encoder, Imputer, Logistic Regression Classifier] will have names ["Imputer", "One Hot Encoder", "Imputer_2", "Logistic Regression Classifier"]
- **parameters** (*dict*) – Dictionary with component names as keys and dictionary of that component's parameters as values. An empty dictionary {} implies using all default values for component parameters. Pipeline-level parameters such as time_index, gap, and max_delay must be specified with the "pipeline" key. For example: Pipeline(parameters={"pipeline": {"time_index": "Date", "max_delay": 4, "gap": 2}}).
- **random_seed** (*int*) – Seed for the random number generator. Defaults to 0.

Example

```
>>> pipeline = TimeSeriesRegressionPipeline(component_graph=["Simple Imputer",
↪"Linear Regressor"],
...                                                         parameters={"Linear␣
↪Regressor": {"normalize": True},
...                                                                     "pipeline":
↪{"gap": 1, "max_delay": 1, "forecast_horizon": 1, "time_index": "date"}},
...                                                         custom_name="My␣
↪TimeSeriesRegression Pipeline")
...
>>> assert pipeline.custom_name == "My TimeSeriesRegression Pipeline"
>>> assert pipeline.component_graph.component_dict.keys() == {'Simple Imputer',
↪'Linear Regressor'}
```

The pipeline parameters will be chosen from the default parameters for every component, unless specific parameters were passed in as they were above.

```
>>> assert pipeline.parameters == {
...     'Simple Imputer': {'impute_strategy': 'most_frequent', 'fill_value': None}
↪,
...     'Linear Regressor': {'fit_intercept': True, 'normalize': True, 'n_jobs': -
↪1},
...     'pipeline': {'gap': 1, 'max_delay': 1, 'forecast_horizon': 1, 'time_index
↪': "date"}}
```

Attributes

problem_type	ProblemTypes.TIME_SERIES_REGRESSION

Methods

can_tune_threshold_with_objective	Determine whether the threshold of a binary classification pipeline can be tuned.
clone	Constructs a new pipeline with the same components, parameters, and random seed.
create_objectives	Create objective instances from a list of strings or objective classes.
custom_name	Custom name of the pipeline.
describe	Outputs pipeline details including component parameters.
feature_importance	Importance associated with each feature. Features dropped by the feature selection are excluded.
fit	Fit a time series pipeline.
get_component	Returns component by name.
get_hyperparameter_ranges	Returns hyperparameter ranges from all components as a dictionary.
graph	Generate an image representing the pipeline graph.
graph_feature_importance	Generate a bar graph of the pipeline's feature importance.

continues on next page

Table 711 – continued from previous page

graph_json	Generates a JSON with nodes consisting of the component names and parameters, and edges detailing component relationships.
inverse_transform	Apply component inverse_transform methods to estimator predictions in reverse order.
load	Loads pipeline at file path.
model_family	Returns model family of this pipeline.
name	Name of the pipeline.
new	Constructs a new instance of the pipeline with the same component graph but with a different set of parameters. Not to be confused with python's __new__ method.
parameters	Parameter dictionary for this pipeline.
predict	Predict on future data where target is not known.
predict_in_sample	Predict on future data where the target is known, e.g. cross validation.
save	Saves pipeline at file path.
score	Evaluate model performance on current and additional objectives.
summary	A short summary of the pipeline structure, describing the list of components used.
transform	Transform the input.
transform_all_but_final	Transforms the data by applying all pre-processing components.

can_tune_threshold_with_objective(*self*, *objective*)

Determine whether the threshold of a binary classification pipeline can be tuned.

Parameters **objective** (*ObjectiveBase*) – Primary AutoMLSearch objective.

Returns True if the pipeline threshold can be tuned.

Return type bool

clone(*self*)

Constructs a new pipeline with the same components, parameters, and random seed.

Returns A new instance of this pipeline with identical components, parameters, and random seed.

static create_objectives(*objectives*)

Create objective instances from a list of strings or objective classes.

property custom_name(*self*)

Custom name of the pipeline.

describe(*self*, *return_dict=False*)

Outputs pipeline details including component parameters.

Parameters **return_dict** (*bool*) – If True, return dictionary of information about pipeline. Defaults to False.

Returns Dictionary of all component parameters if return_dict is True, else None.

Return type dict

property feature_importance(*self*)

Importance associated with each feature. Features dropped by the feature selection are excluded.

Returns Feature names and their corresponding importance

Return type pd.DataFrame

fit (*self*, *X*, *y*)

Fit a time series pipeline.

Parameters

- **X** (*pd.DataFrame or np.ndarray*) – The input training data of shape [n_samples, n_features].
- **y** (*pd.Series, np.ndarray*) – The target training targets of length [n_samples].

Returns self

Raises **ValueError** – If the target is not numeric.

get_component (*self*, *name*)

Returns component by name.

Parameters **name** (*str*) – Name of component.

Returns Component to return

Return type Component

get_hyperparameter_ranges (*self*, *custom_hyperparameters*)

Returns hyperparameter ranges from all components as a dictionary.

Parameters **custom_hyperparameters** (*dict*) – Custom hyperparameters for the pipeline.

Returns Dictionary of hyperparameter ranges for each component in the pipeline.

Return type dict

graph (*self*, *filepath=None*)

Generate an image representing the pipeline graph.

Parameters **filepath** (*str, optional*) – Path to where the graph should be saved. If set to None (as by default), the graph will not be saved.

Returns Graph object that can be directly displayed in Jupyter notebooks.

Return type graphviz.Digraph

Raises

- **RuntimeError** – If graphviz is not installed.
- **ValueError** – If path is not writeable.

graph_feature_importance (*self*, *importance_threshold=0*)

Generate a bar graph of the pipeline's feature importance.

Parameters **importance_threshold** (*float, optional*) – If provided, graph features with a permutation importance whose absolute value is larger than importance_threshold. Defaults to zero.

Returns A bar graph showing features and their corresponding importance.

Return type plotly.Figure

Raises **ValueError** – If importance threshold is not valid.

graph_json(*self*)

Generates a JSON with nodes consisting of the component names and parameters, and edges detailing component relationships.

x_edges specifies from which component feature data is being passed. y_edges specifies from which component target data is being passed. This can be used to build graphs across a variety of visualization tools. Template: {"Nodes": {"component_name": {"Name": class_name, "Parameters": parameters_attributes}, ...}}, "x_edges": [[from_component_name, to_component_name], [from_component_name, to_component_name], ...], "y_edges": [[from_component_name, to_component_name], [from_component_name, to_component_name], ...]}

Returns A serialized JSON representation of a DAG structure.

Return type dag_json (str)

inverse_transform(*self*, *y*)

Apply component inverse_transform methods to estimator predictions in reverse order.

Components that implement inverse_transform are PolynomialDetrender, LogTransformer, LabelEncoder (tbd).

Parameters **y** (*pd.Series*) – Final component features.

Returns The inverse transform of the target.

Return type pd.Series

static load(*file_path*)

Loads pipeline at file path.

Parameters **file_path** (*str*) – Location to load file.

Returns PipelineBase object

property model_family(*self*)

Returns model family of this pipeline.

property name(*self*)

Name of the pipeline.

new(*self*, *parameters*, *random_seed=0*)

Constructs a new instance of the pipeline with the same component graph but with a different set of parameters. Not to be confused with python's __new__ method.

Parameters

- **parameters** (*dict*) – Dictionary with component names as keys and dictionary of that component's parameters as values. An empty dictionary or None implies using all default values for component parameters. Defaults to None.
- **random_seed** (*int*) – Seed for the random number generator. Defaults to 0.

Returns A new instance of this pipeline with identical components.

property parameters(*self*)

Parameter dictionary for this pipeline.

Returns Dictionary of all component parameters.

Return type dict

predict(*self*, *X*, *objective=None*, *X_train=None*, *y_train=None*)

Predict on future data where target is not known.

Parameters

- **X** (*pd.DataFrame, or np.ndarray*) – Data of shape [n_samples, n_features].
- **objective** (*Object or string*) – The objective to use to make predictions.
- **X_train** (*pd.DataFrame or np.ndarray or None*) – Training data.
- **y_train** (*pd.Series or None*) – Training labels.

Raises **ValueError** – If final component is not an Estimator.

Returns Predictions.

predict_in_sample (*self*, *X*, *y*, *X_train*, *y_train*, *objective=None*)

Predict on future data where the target is known, e.g. cross validation.

Parameters

- **X** (*pd.DataFrame or np.ndarray*) – Future data of shape [n_samples, n_features]
- **y** (*pd.Series, np.ndarray*) – Future target of shape [n_samples]
- **X_train** (*pd.DataFrame, np.ndarray*) – Data the pipeline was trained on of shape [n_samples_train, n_feautures]
- **y_train** (*pd.Series, np.ndarray*) – Targets used to train the pipeline of shape [n_samples_train]
- **objective** (*ObjectiveBase, str, None*) – Objective used to threshold predicted probabilities, optional.

Returns Estimated labels.

Return type pd.Series

Raises **ValueError** – If final component is not an Estimator.

save (*self*, *file_path*, *pickle_protocol=cloudpickle.DEFAULT_PROTOCOL*)

Saves pipeline at file path.

Parameters

- **file_path** (*str*) – Location to save file.
- **pickle_protocol** (*int*) – The pickle data stream format.

score (*self*, *X*, *y*, *objectives*, *X_train=None*, *y_train=None*)

Evaluate model performance on current and additional objectives.

Parameters

- **X** (*pd.DataFrame or np.ndarray*) – Data of shape [n_samples, n_features].
- **y** (*pd.Series*) – True labels of length [n_samples].
- **objectives** (*list*) – Non-empty list of objectives to score on.
- **X_train** (*pd.DataFrame, np.ndarray*) – Data the pipeline was trained on of shape [n_samples_train, n_feautures].
- **y_train** (*pd.Series, np.ndarray*) – Targets used to train the pipeline of shape [n_samples_train].

Returns Ordered dictionary of objective scores.

Return type dict

property summary(*self*)

A short summary of the pipeline structure, describing the list of components used.

Example: Logistic Regression Classifier w/ Simple Imputer + One Hot Encoder

Returns A string describing the pipeline structure.

transform(*self*, *X*, *y=None*)

Transform the input.

Parameters

- **X** (*pd.DataFrame, or np.ndarray*) – Data of shape [n_samples, n_features].
- **y** (*pd.Series*) – The target data of length [n_samples]. Defaults to None.

Returns Transformed output.

Return type pd.DataFrame

transform_all_but_final(*self*, *X*, *y=None*, *X_train=None*, *y_train=None*)

Transforms the data by applying all pre-processing components.

Parameters

- **X** (*pd.DataFrame*) – Input data to the pipeline to transform.
- **y** (*pd.Series*) – Targets corresponding to the pipeline targets.
- **X_train** (*pd.DataFrame*) – Training data used to generate generates from past observations.
- **y_train** (*pd.Series*) – Training targets used to generate features from past observations.

Returns New transformed features.

Return type pd.DataFrame

class evalml.pipelines.**Transformer**(*parameters=None*, *component_obj=None*, *random_seed=0*, ***kwargs*)

A component that may or may not need fitting that transforms data. These components are used before an estimator.

To implement a new Transformer, define your own class which is a subclass of Transformer, including a name and a list of acceptable ranges for any parameters to be tuned during the automl search (hyperparameters). Define an *__init__* method which sets up any necessary state and objects. Make sure your *__init__* only uses standard keyword arguments and calls *super().__init__()* with a parameters dict. You may also override the *fit*, *transform*, *fit_transform* and other methods in this class if appropriate.

To see some examples, check out the definitions of any Transformer component.

Parameters

- **parameters** (*dict*) – Dictionary of parameters for the component. Defaults to None.
- **component_obj** (*obj*) – Third-party objects useful in component implementation. Defaults to None.
- **random_seed** (*int*) – Seed for the random number generator. Defaults to 0.

Attributes

modifies_features	True
modifies_target	False
training_only	False

Methods

`clone`	Constructs a new component with the same parameters and random state.
`default_parameters`	Returns the default parameters for this component.
`describe`	Describe a component and its parameters.
`fit`	Fits component to data.
`fit_transform`	Fits on X and transforms X.
`load`	Loads component at file path.
`name`	Returns string name of this component.
`needs_fitting`	Returns boolean determining if component needs fitting before calling predict, predict_proba, transform, or feature_importances.
`parameters`	Returns the parameters which were used to initialize the component.
`save`	Saves component at file path.
`transform`	Transforms data X.

clone(*self*)

Constructs a new component with the same parameters and random state.

Returns A new instance of this component with identical parameters and random state.

default_parameters(*cls*)

Returns the default parameters for this component.

Our convention is that Component.default_parameters == Component().parameters.

Returns Default parameters for this component.

Return type dict

describe(*self*, *print_name=False*, *return_dict=False*)

Describe a component and its parameters.

Parameters

- **print_name** (*bool, optional*) – whether to print name of component
- **return_dict** (*bool, optional*) – whether to return description as dictionary in the format {"name": name, "parameters": parameters}

Returns Returns dictionary if return_dict is True, else None.

Return type None or dict

fit(*self*, *X*, *y=None*)

Fits component to data.

Parameters

- **X** (*pd.DataFrame*) – The input training data of shape [n_samples, n_features]

- **y** (*pd.Series, optional*) – The target training data of length [n_samples]

Returns self

Raises **MethodPropertyNotFoundError** – If component does not have a fit method or a component_obj that implements fit.

fit_transform(*self, X, y=None*)

Fits on X and transforms X.

Parameters

- **X** (*pd.DataFrame*) – Data to fit and transform.
- **y** (*pd.Series*) – Target data.

Returns Transformed X.

Return type pd.DataFrame

Raises **MethodPropertyNotFoundError** – If transformer does not have a transform method or a component_obj that implements transform.

static load(*file_path*)

Loads component at file path.

Parameters **file_path** (*str*) – Location to load file.

Returns ComponentBase object

property name(*cls*)

Returns string name of this component.

needs_fitting(*self*)

Returns boolean determining if component needs fitting before calling predict, predict_proba, transform, or feature_importances.

This can be overridden to False for components that do not need to be fit or whose fit methods do nothing.

Returns True.

property parameters(*self*)

Returns the parameters which were used to initialize the component.

save(*self, file_path, pickle_protocol=cloudpickle.DEFAULT_PROTOCOL*)

Saves component at file path.

Parameters

- **file_path** (*str*) – Location to save file.
- **pickle_protocol** (*int*) – The pickle data stream format.

abstract transform(*self, X, y=None*)

Transforms data X.

Parameters

- **X** (*pd.DataFrame*) – Data to transform.
- **y** (*pd.Series, optional*) – Target data.

Returns Transformed X

Return type pd.DataFrame

Raises **MethodPropertyNotFoundError** – If transformer does not have a transform method or a component_obj that implements transform.

class evalml.pipelines.**VowpalWabbitBinaryClassifier**(*loss_function='logistic', learning_rate=0.5, decay_learning_rate=1.0, power_t=0.5, passes=1, random_seed=0, **kwargs*)

Vowpal Wabbit Binary Classifier.

Parameters

- **loss_function** (*str*) – Specifies the loss function to use. One of {"squared", "classic", "hinge", "logistic", "quantile"}. Defaults to "logistic".
- **learning_rate** (*float*) – Boosting learning rate. Defaults to 0.5.
- **decay_learning_rate** (*float*) – Decay factor for learning_rate. Defaults to 1.0.
- **power_t** (*float*) – Power on learning rate decay. Defaults to 0.5.
- **passes** (*int*) – Number of training passes. Defaults to 1.
- **random_seed** (*int*) – Seed for the random number generator. Defaults to 0.

Attributes

hyper-parameter_ranges	None
model_family	ModelFamily.VOWPAL_WABBIT
modifies_features	True
modifies_target	False
name	Vowpal Wabbit Binary Classifier
supported_problem_types	[ProblemTypes.BINARY, ProblemTypes.TIME_SERIES_BINARY,]
training_only	False

Methods

clone	Constructs a new component with the same parameters and random state.
default_parameters	Returns the default parameters for this component.
describe	Describe a component and its parameters.
feature_importance	Feature importance for Vowpal Wabbit classifiers. This is not implemented.
fit	Fits estimator to data.
load	Loads component at file path.
needs_fitting	Returns boolean determining if component needs fitting before calling predict, predict_proba, transform, or feature_importances.
parameters	Returns the parameters which were used to initialize the component.
predict	Make predictions using selected features.
predict_proba	Make probability estimates for labels.
save	Saves component at file path.

clone (*self*)
Constructs a new component with the same parameters and random state.

Returns A new instance of this component with identical parameters and random state.

default_parameters (*cls*)
Returns the default parameters for this component.

Our convention is that Component.default_parameters == Component().parameters.

Returns Default parameters for this component.

Return type dict

describe (*self*, *print_name=False*, *return_dict=False*)
Describe a component and its parameters.

Parameters

- **print_name** (*bool, optional*) – whether to print name of component
- **return_dict** (*bool, optional*) – whether to return description as dictionary in the format {"name": name, "parameters": parameters}

Returns Returns dictionary if return_dict is True, else None.

Return type None or dict

property feature_importance (*self*)
Feature importance for Vowpal Wabbit classifiers. This is not implemented.

fit (*self*, *X*, *y=None*)
Fits estimator to data.

Parameters

- **X** (*pd.DataFrame*) – The input training data of shape [n_samples, n_features].
- **y** (*pd.Series, optional*) – The target training data of length [n_samples].

Returns self

static load (*file_path*)
Loads component at file path.

Parameters **file_path** (*str*) – Location to load file.

Returns ComponentBase object

needs_fitting (*self*)
Returns boolean determining if component needs fitting before calling predict, predict_proba, transform, or feature_importances.

This can be overridden to False for components that do not need to be fit or whose fit methods do nothing.

Returns True.

property parameters (*self*)
Returns the parameters which were used to initialize the component.

predict (*self*, *X*)
Make predictions using selected features.

Parameters **X** (*pd.DataFrame*) – Data of shape [n_samples, n_features].

Returns Predicted values.

Return type pd.Series

Raises **MethodPropertyNotFoundError** – If estimator does not have a predict method or a component_obj that implements predict.

predict_proba(*self*, *X*)

Make probability estimates for labels.

Parameters **X** (*pd.DataFrame*) – Features.

Returns Probability estimates.

Return type pd.Series

Raises **MethodPropertyNotFoundError** – If estimator does not have a predict_proba method or a component_obj that implements predict_proba.

save(*self*, *file_path*, *pickle_protocol=cloudpickle.DEFAULT_PROTOCOL*)

Saves component at file path.

Parameters

- **file_path** (*str*) – Location to save file.
- **pickle_protocol** (*int*) – The pickle data stream format.

class evalml.pipelines.**VowpalWabbitMulticlassClassifier**(*loss_function='logistic'*, *learning_rate=0.5*, *decay_learning_rate=1.0*, *power_t=0.5*, *passes=1*, *random_seed=0*, ***kwargs*)

Vowpal Wabbit Multiclass Classifier.

Parameters

- **loss_function** (*str*) – Specifies the loss function to use. One of {"squared", "classic", "hinge", "logistic", "quantile"}. Defaults to "logistic".
- **learning_rate** (*float*) – Boosting learning rate. Defaults to 0.5.
- **decay_learning_rate** (*float*) – Decay factor for learning_rate. Defaults to 1.0.
- **power_t** (*float*) – Power on learning rate decay. Defaults to 0.5.
- **random_seed** (*int*) – Seed for the random number generator. Defaults to 0.

Attributes

hyper-parameter_ranges	None
model_family	ModelFamily.VOWPAL_WABBIT
modifies_features	True
modifies_target	False
name	Vowpal Wabbit Multiclass Classifier
supported_problem_types	[ProblemTypes.MULTICLASS, ProblemTypes.TIME_SERIES_MULTICLASS,]
training_only	False

Methods

clone	Constructs a new component with the same parameters and random state.
default_parameters	Returns the default parameters for this component.
describe	Describe a component and its parameters.
feature_importance	Feature importance for Vowpal Wabbit classifiers. This is not implemented.
fit	Fits estimator to data.
load	Loads component at file path.
needs_fitting	Returns boolean determining if component needs fitting before calling predict, predict_proba, transform, or feature_importances.
parameters	Returns the parameters which were used to initialize the component.
predict	Make predictions using selected features.
predict_proba	Make probability estimates for labels.
save	Saves component at file path.

clone(*self*)

Constructs a new component with the same parameters and random state.

Returns A new instance of this component with identical parameters and random state.

default_parameters(*cls*)

Returns the default parameters for this component.

Our convention is that Component.default_parameters == Component().parameters.

Returns Default parameters for this component.

Return type dict

describe(*self*, *print_name=False*, *return_dict=False*)

Describe a component and its parameters.

Parameters

- **print_name** (*bool, optional*) – whether to print name of component
- **return_dict** (*bool, optional*) – whether to return description as dictionary in the format {"name": name, "parameters": parameters}

Returns Returns dictionary if return_dict is True, else None.

Return type None or dict

property feature_importance(*self*)

Feature importance for Vowpal Wabbit classifiers. This is not implemented.

fit(*self*, *X*, *y=None*)

Fits estimator to data.

Parameters

- **X** (*pd.DataFrame*) – The input training data of shape [n_samples, n_features].
- **y** (*pd.Series, optional*) – The target training data of length [n_samples].

Returns self

static load(*file_path*)

Loads component at file path.

Parameters **file_path** (*str*) – Location to load file.

Returns ComponentBase object

needs_fitting(*self*)

Returns boolean determining if component needs fitting before calling predict, predict_proba, transform, or feature_importances.

This can be overridden to False for components that do not need to be fit or whose fit methods do nothing.

Returns True.

property parameters(*self*)

Returns the parameters which were used to initialize the component.

predict(*self*, *X*)

Make predictions using selected features.

Parameters **X** (*pd.DataFrame*) – Data of shape [n_samples, n_features].

Returns Predicted values.

Return type pd.Series

Raises **MethodPropertyNotFoundError** – If estimator does not have a predict method or a component_obj that implements predict.

predict_proba(*self*, *X*)

Make probability estimates for labels.

Parameters **X** (*pd.DataFrame*) – Features.

Returns Probability estimates.

Return type pd.Series

Raises **MethodPropertyNotFoundError** – If estimator does not have a predict_proba method or a component_obj that implements predict_proba.

save(*self*, *file_path*, *pickle_protocol=cloudpickle.DEFAULT_PROTOCOL*)

Saves component at file path.

Parameters

- **file_path** (*str*) – Location to save file.
- **pickle_protocol** (*int*) – The pickle data stream format.

class evalml.pipelines.**VowpalWabbitRegressor**(*learning_rate=0.5*, *decay_learning_rate=1.0*, *power_t=0.5*, *passes=1*, *random_seed=0*, ***kwargs*)

Vowpal Wabbit Regressor.

Parameters

- **learning_rate** (*float*) – Boosting learning rate. Defaults to 0.5.
- **decay_learning_rate** (*float*) – Decay factor for learning_rate. Defaults to 1.0.
- **power_t** (*float*) – Power on learning rate decay. Defaults to 0.5.
- **passes** (*int*) – Number of training passes. Defaults to 1.
- **random_seed** (*int*) – Seed for the random number generator. Defaults to 0.

Attributes

hyper-parameter_ranges	None
model_family	ModelFamily.VOWPAL_WABBIT
modifies_features	True
modifies_target	False
name	Vowpal Wabbit Regressor
supported_problem_types	[ProblemTypes.REGRESSION, ProblemTypes.TIME_SERIES_REGRESSION,]
training_only	False

Methods

clone	Constructs a new component with the same parameters and random state.
default_parameters	Returns the default parameters for this component.
describe	Describe a component and its parameters.
feature_importance	Feature importance for Vowpal Wabbit regressor.
fit	Fits estimator to data.
load	Loads component at file path.
needs_fitting	Returns boolean determining if component needs fitting before calling predict, predict_proba, transform, or feature_importances.
parameters	Returns the parameters which were used to initialize the component.
predict	Make predictions using selected features.
predict_proba	Make probability estimates for labels.
save	Saves component at file path.

clone(*self*)

Constructs a new component with the same parameters and random state.

Returns A new instance of this component with identical parameters and random state.

default_parameters(*cls*)

Returns the default parameters for this component.

Our convention is that Component.default_parameters == Component().parameters.

Returns Default parameters for this component.

Return type dict

describe(*self*, *print_name=False*, *return_dict=False*)

Describe a component and its parameters.

Parameters

- **print_name** (*bool, optional*) – whether to print name of component
- **return_dict** (*bool, optional*) – whether to return description as dictionary in the format {"name": name, "parameters": parameters}

Returns Returns dictionary if return_dict is True, else None.

Return type None or dict

property feature_importance(*self*)
Feature importance for Vowpal Wabbit regressor.

fit(*self*, *X*, *y=None*)
Fits estimator to data.

Parameters

- **X** (*pd.DataFrame*) – The input training data of shape [n_samples, n_features].
- **y** (*pd.Series, optional*) – The target training data of length [n_samples].

Returns self

static load(*file_path*)
Loads component at file path.

Parameters **file_path** (*str*) – Location to load file.

Returns ComponentBase object

needs_fitting(*self*)
Returns boolean determining if component needs fitting before calling predict, predict_proba, transform, or feature_importances.

This can be overridden to False for components that do not need to be fit or whose fit methods do nothing.

Returns True.

property parameters(*self*)
Returns the parameters which were used to initialize the component.

predict(*self*, *X*)
Make predictions using selected features.

Parameters **X** (*pd.DataFrame*) – Data of shape [n_samples, n_features].

Returns Predicted values.

Return type pd.Series

Raises **MethodPropertyNotFoundError** – If estimator does not have a predict method or a component_obj that implements predict.

predict_proba(*self*, *X*)
Make probability estimates for labels.

Parameters **X** (*pd.DataFrame*) – Features.

Returns Probability estimates.

Return type pd.Series

Raises **MethodPropertyNotFoundError** – If estimator does not have a predict_proba method or a component_obj that implements predict_proba.

save(*self*, *file_path*, *pickle_protocol=cloudpickle.DEFAULT_PROTOCOL*)
Saves component at file path.

Parameters

- **file_path** (*str*) – Location to save file.
- **pickle_protocol** (*int*) – The pickle data stream format.

class evalml.pipelines.**XGBoostClassifier**(*eta=0.1, max_depth=6, min_child_weight=1, n_estimators=100, random_seed=0, eval_metric='logloss', n_jobs=12, **kwargs*)

XGBoost Classifier.

Parameters

- **eta** (*float*) – Boosting learning rate. Defaults to 0.1.
- **max_depth** (*int*) – Maximum tree depth for base learners. Defaults to 6.
- **min_child_weight** (*float*) – Minimum sum of instance weight (hessian) needed in a child. Defaults to 1.0
- **n_estimators** (*int*) – Number of gradient boosted trees. Equivalent to number of boosting rounds. Defaults to 100.
- **random_seed** (*int*) – Seed for the random number generator. Defaults to 0.
- **n_jobs** (*int*) – Number of parallel threads used to run xgboost. Note that creating thread contention will significantly slow down the algorithm. Defaults to 12.

Attributes

hyper-parameter_ranges	{ "eta": Real(0.000001, 1), "max_depth": Integer(1, 10), "min_child_weight": Real(1, 10), "n_estimators": Integer(1, 1000),}
model_family	ModelFamily.XGBOOST
modifies_features	True
modifies_target	False
name	XGBoost Classifier
SEED_MAX	None
SEED_MIN	None
supported_problem_types	[ProblemTypes.BINARY, ProblemTypes.MULTICLASS, ProblemTypes.TIME_SERIES_BINARY, ProblemTypes.TIME_SERIES_MULTICLASS,]
training_only	False

Methods

clone	Constructs a new component with the same parameters and random state.
default_parameters	Returns the default parameters for this component.
describe	Describe a component and its parameters.
feature_importance	Feature importance of fitted XGBoost classifier.
fit	Fits XGBoost classifier component to data.
load	Loads component at file path.
needs_fitting	Returns boolean determining if component needs fitting before calling predict, predict_proba, transform, or feature_importances.
parameters	Returns the parameters which were used to initialize the component.
predict	Make predictions using the fitted XGBoost classifier.
predict_proba	Make predictions using the fitted CatBoost classifier.

continues on next page

Table 716 – continued from previous page

save	Saves component at file path.

clone (*self*)

Constructs a new component with the same parameters and random state.

Returns A new instance of this component with identical parameters and random state.

default_parameters (*cls*)

Returns the default parameters for this component.

Our convention is that Component.default_parameters == Component().parameters.

Returns Default parameters for this component.

Return type dict

describe (*self, print_name=False, return_dict=False*)

Describe a component and its parameters.

Parameters

- **print_name** (*bool, optional*) – whether to print name of component
- **return_dict** (*bool, optional*) – whether to return description as dictionary in the format {"name": name, "parameters": parameters}

Returns Returns dictionary if return_dict is True, else None.

Return type None or dict

property feature_importance (*self*)

Feature importance of fitted XGBoost classifier.

fit (*self, X, y=None*)

Fits XGBoost classifier component to data.

Parameters

- **X** (*pd.DataFrame*) – The input training data of shape [n_samples, n_features].
- **y** (*pd.Series*) – The target training data of length [n_samples].

Returns self

static load (*file_path*)

Loads component at file path.

Parameters **file_path** (*str*) – Location to load file.

Returns ComponentBase object

needs_fitting (*self*)

Returns boolean determining if component needs fitting before calling predict, predict_proba, transform, or feature_importances.

This can be overridden to False for components that do not need to be fit or whose fit methods do nothing.

Returns True.

property parameters (*self*)

Returns the parameters which were used to initialize the component.

predict (*self, X*)

Make predictions using the fitted XGBoost classifier.

Parameters **X** (*pd.DataFrame*) – Data of shape [n_samples, n_features].

Returns Predicted values.

Return type pd.DataFrame

predict_proba(*self*, *X*)

Make predictions using the fitted CatBoost classifier.

Parameters **X** (*pd.DataFrame*) – Data of shape [n_samples, n_features].

Returns Predicted values.

Return type pd.DataFrame

save(*self*, *file_path*, *pickle_protocol=cloudpickle.DEFAULT_PROTOCOL*)

Saves component at file path.

Parameters

- **file_path** (*str*) – Location to save file.
- **pickle_protocol** (*int*) – The pickle data stream format.

class evalml.pipelines.**XGBoostRegressor**(*eta=0.1*, *max_depth=6*, *min_child_weight=1*, *n_estimators=100*, *random_seed=0*, *n_jobs=12*, ***kwargs*)

XGBoost Regressor.

Parameters

- **eta** (*float*) – Boosting learning rate. Defaults to 0.1.
- **max_depth** (*int*) – Maximum tree depth for base learners. Defaults to 6.
- **min_child_weight** (*float*) – Minimum sum of instance weight (hessian) needed in a child. Defaults to 1.0
- **n_estimators** (*int*) – Number of gradient boosted trees. Equivalent to number of boosting rounds. Defaults to 100.
- **random_seed** (*int*) – Seed for the random number generator. Defaults to 0.
- **n_jobs** (*int*) – Number of parallel threads used to run xgboost. Note that creating thread contention will significantly slow down the algorithm. Defaults to 12.

Attributes

hyper-parameter_ranges	{ "eta": Real(0.000001, 1), "max_depth": Integer(1, 20), "min_child_weight": Real(1, 10), "n_estimators": Integer(1, 1000),}
model_family	ModelFamily.XGBOOST
modifies_features	True
modifies_target	False
name	XGBoost Regressor
SEED_MAX	None
SEED_MIN	None
supported_problem_types	[ProblemTypes.REGRESSION, ProblemTypes.TIME_SERIES_REGRESSION,]
training_only	False

Methods

clone	Constructs a new component with the same parameters and random state.
default_parameters	Returns the default parameters for this component.
describe	Describe a component and its parameters.
feature_importance	Feature importance of fitted XGBoost regressor.
fit	Fits XGBoost regressor component to data.
load	Loads component at file path.
needs_fitting	Returns boolean determining if component needs fitting before calling predict, predict_proba, transform, or feature_importances.
parameters	Returns the parameters which were used to initialize the component.
predict	Make predictions using fitted XGBoost regressor.
predict_proba	Make probability estimates for labels.
save	Saves component at file path.

clone(*self*)

Constructs a new component with the same parameters and random state.

Returns A new instance of this component with identical parameters and random state.

default_parameters(*cls*)

Returns the default parameters for this component.

Our convention is that Component.default_parameters == Component().parameters.

Returns Default parameters for this component.

Return type dict

describe(*self*, *print_name=False*, *return_dict=False*)

Describe a component and its parameters.

Parameters

- **print_name** (*bool, optional*) – whether to print name of component
- **return_dict** (*bool, optional*) – whether to return description as dictionary in the format {"name": name, "parameters": parameters}

Returns Returns dictionary if return_dict is True, else None.

Return type None or dict

property feature_importance(*self*)

Feature importance of fitted XGBoost regressor.

fit(*self*, *X*, *y=None*)

Fits XGBoost regressor component to data.

Parameters

- **X** (*pd.DataFrame*) – The input training data of shape [n_samples, n_features].
- **y** (*pd.Series, optional*) – The target training data of length [n_samples].

Returns self

static load(*file_path*)

Loads component at file path.

Parameters **file_path** (*str*) – Location to load file.

Returns ComponentBase object

needs_fitting(*self*)

Returns boolean determining if component needs fitting before calling predict, predict_proba, transform, or feature_importances.

This can be overridden to False for components that do not need to be fit or whose fit methods do nothing.

Returns True.

property parameters(*self*)

Returns the parameters which were used to initialize the component.

predict(*self*, *X*)

Make predictions using fitted XGBoost regressor.

Parameters **X** (*pd.DataFrame*) – Data of shape [n_samples, n_features].

Returns Predicted values.

Return type pd.Series

predict_proba(*self*, *X*)

Make probability estimates for labels.

Parameters **X** (*pd.DataFrame*) – Features.

Returns Probability estimates.

Return type pd.Series

Raises **MethodPropertyNotFoundError** – If estimator does not have a predict_proba method or a component_obj that implements predict_proba.

save(*self*, *file_path*, *pickle_protocol=cloudpickle.DEFAULT_PROTOCOL*)

Saves component at file path.

Parameters

- **file_path** (*str*) – Location to save file.
- **pickle_protocol** (*int*) – The pickle data stream format.

Preprocessing

Preprocessing utilities.

Subpackages

data_splitters

Data splitter classes.

Submodules

no_split

Empty Data Splitter class.

Module Contents

Classes Summary

NoSplit	Does not split the training data into training and validation sets.

Contents

class `evalml.preprocessing.data_splitters.no_split.`**`NoSplit`**(*random_seed=0*)

Does not split the training data into training and validation sets.

All data is passed as the training set, test data is simply an array of *None*. To be used for future unsupervised learning, should not be used in any of the currently supported pipelines.

Parameters **`random_seed`** (*int*) – The seed to use for random sampling. Defaults to 0. Not used.

Methods

get_n_splits	Return the number of splits of this object.
split	Divide the data into training and testing sets, where the testing set is empty.

static **`get_n_splits`**()

Return the number of splits of this object.

Returns Always returns 0.

Return type int

`split`(*self*, *X*, *y=None*)

Divide the data into training and testing sets, where the testing set is empty.

Parameters

- **`X`** (*pd.DataFrame*) – Dataframe of points to split
- **`y`** (*pd.Series*) – Series of points to split

Returns Indices to split data into training and test set

Return type list

time_series_split

Rolling Origin Cross Validation for time series problems.

Module Contents

Classes Summary

TimeSeriesSplit	Rolling Origin Cross Validation for time series problems.

Contents

class evalml.preprocessing.data_splitters.time_series_split.**TimeSeriesSplit**(*max_delay=0, gap=0, forecast_horizon=1, time_index=None, n_splits=3*)

Rolling Origin Cross Validation for time series problems.

The max_delay, gap, and forecast_horizon parameters are only used to validate that the requested split size is not too small given these parameters.

Parameters

- **max_delay** (*int*) – Max delay value for feature engineering. Time series pipelines create delayed features from existing features. This process will introduce NaNs into the first max_delay number of rows. The splitter uses the last max_delay number of rows from the previous split as the first max_delay number of rows of the current split to avoid "throwing out" more data than in necessary. Defaults to 0.
- **gap** (*int*) – Number of time units separating the data used to generate features and the data to forecast on. Defaults to 0.
- **forecast_horizon** (*int*) – Number of time units to forecast. Defaults to 1.
- **time_index** (*str*) – Name of the column containing the datetime information used to order the data. Defaults to None.
- **n_splits** (*int*) – number of data splits to make. Defaults to 3.

Example

```
>>> import numpy as np
>>> import pandas as pd
...
>>> X = pd.DataFrame([i for i in range(10)], columns=["First"])
>>> y = pd.Series([i for i in range(10)])
...
>>> ts_split = TimeSeriesSplit(n_splits=4)
>>> generator_ = ts_split.split(X, y)
...
```

(continues on next page)

(continued from previous page)

```
>>> first_split = next(generator_)
>>> assert (first_split[0] == np.array([0, 1])).all()
>>> assert (first_split[1] == np.array([2, 3])).all()
...
...
>>> second_split = next(generator_)
>>> assert (second_split[0] == np.array([0, 1, 2, 3])).all()
>>> assert (second_split[1] == np.array([4, 5])).all()
...
...
>>> third_split = next(generator_)
>>> assert (third_split[0] == np.array([0, 1, 2, 3, 4, 5])).all()
>>> assert (third_split[1] == np.array([6, 7])).all()
...
...
>>> fourth_split = next(generator_)
>>> assert (fourth_split[0] == np.array([0, 1, 2, 3, 4, 5, 6, 7])).all()
>>> assert (fourth_split[1] == np.array([8, 9])).all()
```

Methods

get_n_splits	Get the number of data splits.
split	Get the time series splits.

get_n_splits (*self*, *X=None*, *y=None*, *groups=None*)

Get the number of data splits.

Parameters

- **X** (*pd.DataFrame, None*) – Features to split.
- **y** (*pd.DataFrame, None*) – Target variable to split. Defaults to None.
- **groups** – Ignored but kept for compatibility with sklearn API. Defaults to None.

Returns Number of splits.

split (*self*, *X*, *y=None*, *groups=None*)

Get the time series splits.

X and y are assumed to be sorted in ascending time order. This method can handle passing in empty or None X and y data but note that X and y cannot be None or empty at the same time.

Parameters

- **X** (*pd.DataFrame, None*) – Features to split.
- **y** (*pd.DataFrame, None*) – Target variable to split. Defaults to None.
- **groups** – Ignored but kept for compatibility with sklearn API. Defaults to None.

Yields Iterator of (train, test) indices tuples.

Raises **ValueError** – If one of the proposed splits would be empty.

training_validation_split

Training Validation Split class.

Module Contents

Classes Summary

TrainingValidationSplit	Split the training data into training and validation sets.

Contents

class evalml.preprocessing.data_splitters.training_validation_split.**TrainingValidationSplit**

Split the training data into training and validation sets.

Parameters

- **test_size** (*float*) – What percentage of data points should be included in the validation set. Defalts to the complement of *train_size* if *train_size* is set, and 0.25 otherwise.
- **train_size** (*float*) – What percentage of data points should be included in the training set. Defaults to the complement of *test_size*
- **shuffle** (*boolean*) – Whether to shuffle the data before splitting. Defaults to False.
- **stratify** (*list*) – Splits the data in a stratified fashion, using this argument as class labels. Defaults to None.
- **random_seed** (*int*) – The seed to use for random sampling. Defaults to 0.

Examples

```
>>> import numpy as np
>>> import pandas as pd
...
>>> X = pd.DataFrame([i for i in range(10)], columns=["First"])
>>> y = pd.Series([i for i in range(10)])
...
>>> tv_split = TrainingValidationSplit()
>>> split_ = next(tv_split.split(X, y))
>>> assert (split_[0] == np.array([0, 1, 2, 3, 4, 5, 6])).all()
>>> assert (split_[1] == np.array([7, 8, 9])).all()
...
...
>>> tv_split = TrainingValidationSplit(test_size=0.5)
>>> split_ = next(tv_split.split(X, y))
```

(continues on next page)

(continued from previous page)

```
>>> assert (split_[0] == np.array([0, 1, 2, 3, 4])).all()
>>> assert (split_[1] == np.array([5, 6, 7, 8, 9])).all()
...
...
>>> tv_split = TrainingValidationSplit(shuffle=True)
>>> split_ = next(tv_split.split(X, y))
>>> assert (split_[0] == np.array([9, 1, 6, 7, 3, 0, 5])).all()
>>> assert (split_[1] == np.array([2, 8, 4])).all()
...
...
>>> y = pd.Series([i % 3 for i in range(10)])
>>> tv_split = TrainingValidationSplit(shuffle=True, stratify=y)
>>> split_ = next(tv_split.split(X, y))
>>> assert (split_[0] == np.array([1, 9, 3, 2, 8, 6, 7])).all()
>>> assert (split_[1] == np.array([0, 4, 5])).all()
```

Methods

get_n_splits	Return the number of splits of this object.
split	Divide the data into training and testing sets.

static get_n_splits()

Return the number of splits of this object.

Returns Always returns 1.

Return type int

split(*self*, *X*, *y=None*)

Divide the data into training and testing sets.

Parameters

- **X** (*pd.DataFrame*) – Dataframe of points to split
- **y** (*pd.Series*) – Series of points to split

Returns Indices to split data into training and test set

Return type list

Package Contents

Classes Summary

NoSplit	Does not split the training data into training and validation sets.
TimeSeriesSplit	Rolling Origin Cross Validation for time series problems.
TrainingValidationSplit	Split the training data into training and validation sets.

Contents

class evalml.preprocessing.data_splitters.**NoSplit**(*random_seed=0*)

Does not split the training data into training and validation sets.

All data is passed as the training set, test data is simply an array of *None*. To be used for future unsupervised learning, should not be used in any of the currently supported pipelines.

Parameters **random_seed** (*int*) – The seed to use for random sampling. Defaults to 0. Not used.

Methods

get_n_splits	Return the number of splits of this object.
split	Divide the data into training and testing sets, where the testing set is empty.

static get_n_splits()

Return the number of splits of this object.

Returns Always returns 0.

Return type int

split(*self*, *X*, *y=None*)

Divide the data into training and testing sets, where the testing set is empty.

Parameters

- **X** (*pd.DataFrame*) – Dataframe of points to split
- **y** (*pd.Series*) – Series of points to split

Returns Indices to split data into training and test set

Return type list

class evalml.preprocessing.data_splitters.**TimeSeriesSplit**(*max_delay=0*, *gap=0*, *forecast_horizon=1*, *time_index=None*, *n_splits=3*)

Rolling Origin Cross Validation for time series problems.

The max_delay, gap, and forecast_horizon parameters are only used to validate that the requested split size is not too small given these parameters.

Parameters

- **max_delay** (*int*) – Max delay value for feature engineering. Time series pipelines create delayed features from existing features. This process will introduce NaNs into the first max_delay number of rows. The splitter uses the last max_delay number of rows from the previous split as the first max_delay number of rows of the current split to avoid "throwing out" more data than in necessary. Defaults to 0.
- **gap** (*int*) – Number of time units separating the data used to generate features and the data to forecast on. Defaults to 0.
- **forecast_horizon** (*int*) – Number of time units to forecast. Defaults to 1.
- **time_index** (*str*) – Name of the column containing the datetime information used to order the data. Defaults to None.
- **n_splits** (*int*) – number of data splits to make. Defaults to 3.

Example

```
>>> import numpy as np
>>> import pandas as pd
...
>>> X = pd.DataFrame([i for i in range(10)], columns=["First"])
>>> y = pd.Series([i for i in range(10)])
...
>>> ts_split = TimeSeriesSplit(n_splits=4)
>>> generator_ = ts_split.split(X, y)
...
>>> first_split = next(generator_)
>>> assert (first_split[0] == np.array([0, 1])).all()
>>> assert (first_split[1] == np.array([2, 3])).all()
...
...
>>> second_split = next(generator_)
>>> assert (second_split[0] == np.array([0, 1, 2, 3])).all()
>>> assert (second_split[1] == np.array([4, 5])).all()
...
...
>>> third_split = next(generator_)
>>> assert (third_split[0] == np.array([0, 1, 2, 3, 4, 5])).all()
>>> assert (third_split[1] == np.array([6, 7])).all()
...
...
>>> fourth_split = next(generator_)
>>> assert (fourth_split[0] == np.array([0, 1, 2, 3, 4, 5, 6, 7])).all()
>>> assert (fourth_split[1] == np.array([8, 9])).all()
```

Methods

get_n_splits	Get the number of data splits.
split	Get the time series splits.

get_n_splits (*self*, *X=None*, *y=None*, *groups=None*)

Get the number of data splits.

Parameters

- **X** (*pd.DataFrame, None*) – Features to split.
- **y** (*pd.DataFrame, None*) – Target variable to split. Defaults to None.
- **groups** – Ignored but kept for compatibility with sklearn API. Defaults to None.

Returns Number of splits.

split (*self*, *X*, *y=None*, *groups=None*)

Get the time series splits.

X and y are assumed to be sorted in ascending time order. This method can handle passing in empty or None X and y data but note that X and y cannot be None or empty at the same time.

Parameters

- **X** (*pd.DataFrame, None*) – Features to split.
- **y** (*pd.DataFrame, None*) – Target variable to split. Defaults to None.
- **groups** – Ignored but kept for compatibility with sklearn API. Defaults to None.

Yields Iterator of (train, test) indices tuples.

Raises **ValueError** – If one of the proposed splits would be empty.

class evalml.preprocessing.data_splitters.**TrainingValidationSplit**(*test_size=None, train_size=None, shuffle=False, stratify=None, random_seed=0*)

Split the training data into training and validation sets.

Parameters

- **test_size** (*float*) – What percentage of data points should be included in the validation set. Defalts to the complement of *train_size* if *train_size* is set, and 0.25 otherwise.
- **train_size** (*float*) – What percentage of data points should be included in the training set. Defaults to the complement of *test_size*
- **shuffle** (*boolean*) – Whether to shuffle the data before splitting. Defaults to False.
- **stratify** (*list*) – Splits the data in a stratified fashion, using this argument as class labels. Defaults to None.
- **random_seed** (*int*) – The seed to use for random sampling. Defaults to 0.

Examples

```
>>> import numpy as np
>>> import pandas as pd
...
>>> X = pd.DataFrame([i for i in range(10)], columns=["First"])
>>> y = pd.Series([i for i in range(10)])
...
>>> tv_split = TrainingValidationSplit()
>>> split_ = next(tv_split.split(X, y))
>>> assert (split_[0] == np.array([0, 1, 2, 3, 4, 5, 6])).all()
>>> assert (split_[1] == np.array([7, 8, 9])).all()
...
...
>>> tv_split = TrainingValidationSplit(test_size=0.5)
>>> split_ = next(tv_split.split(X, y))
>>> assert (split_[0] == np.array([0, 1, 2, 3, 4])).all()
>>> assert (split_[1] == np.array([5, 6, 7, 8, 9])).all()
...
...
>>> tv_split = TrainingValidationSplit(shuffle=True)
>>> split_ = next(tv_split.split(X, y))
>>> assert (split_[0] == np.array([9, 1, 6, 7, 3, 0, 5])).all()
>>> assert (split_[1] == np.array([2, 8, 4])).all()
...
...
>>> y = pd.Series([i % 3 for i in range(10)])
>>> tv_split = TrainingValidationSplit(shuffle=True, stratify=y)
>>> split_ = next(tv_split.split(X, y))
```

(continues on next page)

(continued from previous page)

```
>>> assert (split_[0] == np.array([1, 9, 3, 2, 8, 6, 7])).all()
>>> assert (split_[1] == np.array([0, 4, 5])).all()
```

Methods

get_n_splits	Return the number of splits of this object.
split	Divide the data into training and testing sets.

static get_n_splits()

Return the number of splits of this object.

Returns Always returns 1.

Return type int

split(*self*, *X*, *y=None*)

Divide the data into training and testing sets.

Parameters

- **X** (*pd.DataFrame*) – Dataframe of points to split
- **y** (*pd.Series*) – Series of points to split

Returns Indices to split data into training and test set

Return type list

Submodules

utils

Helpful preprocessing utilities.

Module Contents

Functions

load_data	Load features and target from file.
number_of_features	Get the number of features of each specific dtype in a DataFrame.
split_data	Split data into train and test sets.
target_distribution	Get the target distributions.

Contents

`evalml.preprocessing.utils.load_data(path, index, target, n_rows=None, drop=None, verbose=True, **kwargs)`

Load features and target from file.

Parameters

- **path** (*str*) – Path to file or a http/ftp/s3 URL.
- **index** (*str*) – Column for index.
- **target** (*str*) – Column for target.
- **n_rows** (*int*) – Number of rows to return. Defaults to None.
- **drop** (*list*) – List of columns to drop. Defaults to None.
- **verbose** (*bool*) – If True, prints information about features and target. Defaults to True.
- ****kwargs** – Other keyword arguments that should be passed to panda's *read_csv* method.

Returns Features matrix and target.

Return type pd.DataFrame, pd.Series

`evalml.preprocessing.utils.number_of_features(dtypes)`

Get the number of features of each specific dtype in a DataFrame.

Parameters **dtypes** (*pd.Series*) – DataFrame.dtypes to get the number of features for.

Returns dtypes and the number of features for each input type.

Return type pd.Series

Example

```
>>> X = pd.DataFrame()
>>> X["integers"] = [i for i in range(10)]
>>> X["floats"] = [float(i) for i in range(10)]
>>> X["strings"] = [str(i) for i in range(10)]
>>> X["booleans"] = [bool(i%2) for i in range(10)]
```

Lists the number of columns corresponding to each dtype.

```
>>> number_of_features(X.dtypes)
             Number of Features
Boolean                       1
Categorical                   1
Numeric                       2
```

`evalml.preprocessing.utils.split_data(X, y, problem_type, problem_configuration=None, test_size=0.2, random_seed=0)`

Split data into train and test sets.

Parameters

- **X** (*pd.DataFrame or np.ndarray*) – data of shape [n_samples, n_features]
- **y** (*pd.Series, or np.ndarray*) – target data of length [n_samples]
- **problem_type** (*str or ProblemTypes*) – type of supervised learning problem. see evalml.problem_types.problemtype.all_problem_types for a full list.

- **problem_configuration** (*dict*) – Additional parameters needed to configure the search. For example, in time series problems, values should be passed in for the time_index, gap, and max_delay variables.
- **test_size** (*float*) – What percentage of data points should be included in the test set. Defaults to 0.2 (20%).
- **random_seed** (*int*) – Seed for the random number generator. Defaults to 0.

Returns Feature and target data each split into train and test sets.

Return type pd.DataFrame, pd.DataFrame, pd.Series, pd.Series

Examples

```
>>> X = pd.DataFrame([1, 2, 3, 4, 5, 6], columns=["First"])
>>> y = pd.Series([8, 9, 10, 11, 12, 13])
...
>>> X_train, X_validation, y_train, y_validation = split_data(X, y, "regression",␣
↪random_seed=42)
>>> X_train
   First
5      6
2      3
4      5
3      4
>>> X_validation
   First
0      1
1      2
>>> y_train
5    13
2    10
4    12
3    11
dtype: int64
>>> y_validation
0    8
1    9
dtype: int64
```

evalml.preprocessing.utils.**target_distribution**(*targets*)

Get the target distributions.

Parameters **targets** (*pd.Series*) – Target data.

Returns Target data and their frequency distribution as percentages.

Return type pd.Series

Examples

```
>>> y = pd.Series([1, 2, 4, 1, 3, 3, 1, 2])
>>> target_distribution(y)
Targets
1    37.50%
2    25.00%
3    25.00%
4    12.50%
dtype: object
>>> y = pd.Series([True, False, False, False, True])
>>> target_distribution(y)
Targets
False    60.00%
True     40.00%
dtype: object
```

Package Contents

Classes Summary

NoSplit	Does not split the training data into training and validation sets.
TimeSeriesSplit	Rolling Origin Cross Validation for time series problems.
TrainingValidationSplit	Split the training data into training and validation sets.

Functions

load_data	Load features and target from file.
number_of_features	Get the number of features of each specific dtype in a DataFrame.
split_data	Split data into train and test sets.
target_distribution	Get the target distributions.

Contents

evalml.preprocessing.**load_data**(*path*, *index*, *target*, *n_rows=None*, *drop=None*, *verbose=True*, ***kwargs*)

Load features and target from file.

Parameters

- **path** (*str*) – Path to file or a http/ftp/s3 URL.
- **index** (*str*) – Column for index.
- **target** (*str*) – Column for target.
- **n_rows** (*int*) – Number of rows to return. Defaults to None.
- **drop** (*list*) – List of columns to drop. Defaults to None.

- **verbose** (*bool*) – If True, prints information about features and target. Defaults to True.
- ****kwargs** – Other keyword arguments that should be passed to panda's *read_csv* method.

Returns Features matrix and target.

Return type pd.DataFrame, pd.Series

class evalml.preprocessing.**NoSplit**(*random_seed=0*)

Does not split the training data into training and validation sets.

All data is passed as the training set, test data is simply an array of *None*. To be used for future unsupervised learning, should not be used in any of the currently supported pipelines.

Parameters **random_seed** (*int*) – The seed to use for random sampling. Defaults to 0. Not used.

Methods

get_n_splits	Return the number of splits of this object.
split	Divide the data into training and testing sets, where the testing set is empty.

static get_n_splits()

Return the number of splits of this object.

Returns Always returns 0.

Return type int

split(*self*, *X*, *y=None*)

Divide the data into training and testing sets, where the testing set is empty.

Parameters

- **X** (*pd.DataFrame*) – Dataframe of points to split
- **y** (*pd.Series*) – Series of points to split

Returns Indices to split data into training and test set

Return type list

evalml.preprocessing.**number_of_features**(*dtypes*)

Get the number of features of each specific dtype in a DataFrame.

Parameters **dtypes** (*pd.Series*) – DataFrame.dtypes to get the number of features for.

Returns dtypes and the number of features for each input type.

Return type pd.Series

Example

```
>>> X = pd.DataFrame()
>>> X["integers"] = [i for i in range(10)]
>>> X["floats"] = [float(i) for i in range(10)]
>>> X["strings"] = [str(i) for i in range(10)]
>>> X["booleans"] = [bool(i%2) for i in range(10)]
```

Lists the number of columns corresponding to each dtype.

```
>>> number_of_features(X.dtypes)
             Number of Features
Boolean                       1
Categorical                   1
Numeric                       2
```

evalml.preprocessing.**split_data**(*X*, *y*, *problem_type*, *problem_configuration=None*, *test_size=0.2*, *random_seed=0*)

Split data into train and test sets.

Parameters

- **X** (*pd.DataFrame or np.ndarray*) – data of shape [n_samples, n_features]
- **y** (*pd.Series, or np.ndarray*) – target data of length [n_samples]
- **problem_type** (*str or ProblemTypes*) – type of supervised learning problem. see evalml.problem_types.problemtype.all_problem_types for a full list.
- **problem_configuration** (*dict*) – Additional parameters needed to configure the search. For example, in time series problems, values should be passed in for the time_index, gap, and max_delay variables.
- **test_size** (*float*) – What percentage of data points should be included in the test set. Defaults to 0.2 (20%).
- **random_seed** (*int*) – Seed for the random number generator. Defaults to 0.

Returns Feature and target data each split into train and test sets.

Return type pd.DataFrame, pd.DataFrame, pd.Series, pd.Series

Examples

```
>>> X = pd.DataFrame([1, 2, 3, 4, 5, 6], columns=["First"])
>>> y = pd.Series([8, 9, 10, 11, 12, 13])
...
>>> X_train, X_validation, y_train, y_validation = split_data(X, y, "regression",␣
↪random_seed=42)
>>> X_train
   First
5      6
2      3
4      5
3      4
>>> X_validation
   First
0      1
1      2
>>> y_train
5    13
2    10
4    12
3    11
dtype: int64
>>> y_validation
0    8
1    9
dtype: int64
```

evalml.preprocessing.**target_distribution**(*targets*)

Get the target distributions.

Parameters **targets** (*pd.Series*) – Target data.

Returns Target data and their frequency distribution as percentages.

Return type pd.Series

Examples

```
>>> y = pd.Series([1, 2, 4, 1, 3, 3, 1, 2])
>>> target_distribution(y)
Targets
1    37.50%
2    25.00%
3    25.00%
4    12.50%
dtype: object
>>> y = pd.Series([True, False, False, False, True])
>>> target_distribution(y)
Targets
False    60.00%
True     40.00%
dtype: object
```

class evalml.preprocessing.**TimeSeriesSplit**(*max_delay=0*, *gap=0*, *forecast_horizon=1*, *time_index=None*, *n_splits=3*)

Rolling Origin Cross Validation for time series problems.

The max_delay, gap, and forecast_horizon parameters are only used to validate that the requested split size is not too small given these parameters.

Parameters

- **max_delay** (*int*) – Max delay value for feature engineering. Time series pipelines create delayed features from existing features. This process will introduce NaNs into the first max_delay number of rows. The splitter uses the last max_delay number of rows from the previous split as the first max_delay number of rows of the current split to avoid "throwing out" more data than in necessary. Defaults to 0.
- **gap** (*int*) – Number of time units separating the data used to generate features and the data to forecast on. Defaults to 0.
- **forecast_horizon** (*int*) – Number of time units to forecast. Defaults to 1.
- **time_index** (*str*) – Name of the column containing the datetime information used to order the data. Defaults to None.
- **n_splits** (*int*) – number of data splits to make. Defaults to 3.

Example

```
>>> import numpy as np
>>> import pandas as pd
...
>>> X = pd.DataFrame([i for i in range(10)], columns=["First"])
>>> y = pd.Series([i for i in range(10)])
...
>>> ts_split = TimeSeriesSplit(n_splits=4)
>>> generator_ = ts_split.split(X, y)
...
>>> first_split = next(generator_)
>>> assert (first_split[0] == np.array([0, 1])).all()
>>> assert (first_split[1] == np.array([2, 3])).all()
...
...
>>> second_split = next(generator_)
>>> assert (second_split[0] == np.array([0, 1, 2, 3])).all()
>>> assert (second_split[1] == np.array([4, 5])).all()
...
...
>>> third_split = next(generator_)
>>> assert (third_split[0] == np.array([0, 1, 2, 3, 4, 5])).all()
>>> assert (third_split[1] == np.array([6, 7])).all()
...
...
>>> fourth_split = next(generator_)
>>> assert (fourth_split[0] == np.array([0, 1, 2, 3, 4, 5, 6, 7])).all()
>>> assert (fourth_split[1] == np.array([8, 9])).all()
```

Methods

get_n_splits	Get the number of data splits.
split	Get the time series splits.

get_n_splits (*self*, *X=None*, *y=None*, *groups=None*)

Get the number of data splits.

Parameters

- **X** (*pd.DataFrame, None*) – Features to split.
- **y** (*pd.DataFrame, None*) – Target variable to split. Defaults to None.
- **groups** – Ignored but kept for compatibility with sklearn API. Defaults to None.

Returns Number of splits.

split (*self*, *X*, *y=None*, *groups=None*)

Get the time series splits.

X and y are assumed to be sorted in ascending time order. This method can handle passing in empty or None X and y data but note that X and y cannot be None or empty at the same time.

Parameters

- **X** (*pd.DataFrame, None*) – Features to split.
- **y** (*pd.DataFrame, None*) – Target variable to split. Defaults to None.
- **groups** – Ignored but kept for compatibility with sklearn API. Defaults to None.

Yields Iterator of (train, test) indices tuples.

Raises **ValueError** – If one of the proposed splits would be empty.

class evalml.preprocessing.**TrainingValidationSplit**(*test_size=None*, *train_size=None*, *shuffle=False*, *stratify=None*, *random_seed=0*)

Split the training data into training and validation sets.

Parameters

- **test_size** (*float*) – What percentage of data points should be included in the validation set. Defalts to the complement of *train_size* if *train_size* is set, and 0.25 otherwise.
- **train_size** (*float*) – What percentage of data points should be included in the training set. Defaults to the complement of *test_size*
- **shuffle** (*boolean*) – Whether to shuffle the data before splitting. Defaults to False.
- **stratify** (*list*) – Splits the data in a stratified fashion, using this argument as class labels. Defaults to None.
- **random_seed** (*int*) – The seed to use for random sampling. Defaults to 0.

Examples

```
>>> import numpy as np
>>> import pandas as pd
...
>>> X = pd.DataFrame([i for i in range(10)], columns=["First"])
>>> y = pd.Series([i for i in range(10)])
...
>>> tv_split = TrainingValidationSplit()
>>> split_ = next(tv_split.split(X, y))
>>> assert (split_[0] == np.array([0, 1, 2, 3, 4, 5, 6])).all()
>>> assert (split_[1] == np.array([7, 8, 9])).all()
...
...
>>> tv_split = TrainingValidationSplit(test_size=0.5)
>>> split_ = next(tv_split.split(X, y))
>>> assert (split_[0] == np.array([0, 1, 2, 3, 4])).all()
>>> assert (split_[1] == np.array([5, 6, 7, 8, 9])).all()
...
...
>>> tv_split = TrainingValidationSplit(shuffle=True)
>>> split_ = next(tv_split.split(X, y))
>>> assert (split_[0] == np.array([9, 1, 6, 7, 3, 0, 5])).all()
>>> assert (split_[1] == np.array([2, 8, 4])).all()
...
...
>>> y = pd.Series([i % 3 for i in range(10)])
>>> tv_split = TrainingValidationSplit(shuffle=True, stratify=y)
>>> split_ = next(tv_split.split(X, y))
>>> assert (split_[0] == np.array([1, 9, 3, 2, 8, 6, 7])).all()
>>> assert (split_[1] == np.array([0, 4, 5])).all()
```

Methods

get_n_splits	Return the number of splits of this object.
split	Divide the data into training and testing sets.

static get_n_splits()

Return the number of splits of this object.

Returns Always returns 1.

Return type int

split(*self*, *X*, *y=None*)

Divide the data into training and testing sets.

Parameters

- **X** (*pd.DataFrame*) – Dataframe of points to split
- **y** (*pd.Series*) – Series of points to split

Returns Indices to split data into training and test set

Return type list

Problem Types

The supported types of machine learning problems.

Submodules

problem_types

Enum defining the supported types of machine learning problems.

Module Contents

Classes Summary

ProblemTypes	Enum defining the supported types of machine learning problems.

Contents

class evalml.problem_types.problem_types.**ProblemTypes**

Enum defining the supported types of machine learning problems.

Attributes

BINARY	Binary classification problem.
MULTI-CLASS	Multiclass classification problem.
REGRES-SION	Regression problem.
TIME_SERIES_BINARY	Time series binary classification problem.
TIME_SERIES_MULTICLASS	Time series multiclass classification problem.
TIME_SERIES_REGRESSION	Time series regression problem.

Methods

all_problem_types	Get a list of all defined problem types.
name	The name of the Enum member.
value	The value of the Enum member.

all_problem_types(*cls*)

Get a list of all defined problem types.

Returns List of all defined problem types.

Return type list(*ProblemTypes*)

name(*self*)

The name of the Enum member.

value(*self*)

The value of the Enum member.

utils

Utility methods for the ProblemTypes enum in EvalML.

Module Contents

Functions

detect_problem_type	Determine the type of problem is being solved based on the targets (binary vs multiclass classification, regression). Ignores missing and null data.
handle_problem_types	Handles problem_type by either returning the ProblemTypes or converting from a str.
is_binary	Determines if the provided problem_type is a binary classification problem type.
is_classification	Determines if the provided problem_type is a classification problem type.
is_multiclass	Determines if the provided problem_type is a multiclass classification problem type.
is_regression	Determines if the provided problem_type is a regression problem type.

continues on next page

Table 736 – continued from previous page

is_time_series	Determines if the provided problem_type is a time series problem type.

Contents

evalml.problem_types.utils.**detect_problem_type**(*y*)

Determine the type of problem is being solved based on the targets (binary vs multiclass classification, regression). Ignores missing and null data.

Parameters **y** (*pd.Series*) – The target labels to predict.

Returns ProblemType Enum

Return type ProblemType

Examples

```
>>> y = pd.Series([0, 1, 0, 0, 0, 1, 1, 0, 0, 1, 1])
>>> assert detect_problem_type(y) == ProblemTypes.BINARY
...
>>> y = pd.Series([1, 2, 3, 2, 1, 1, 1, 2, 2, 3, 3])
>>> assert detect_problem_type(y) == ProblemTypes.MULTICLASS
...
>>> y = pd.Series([1.6, 4.2, 3.3, 2.9, 4, 1, 5.5, 2, -2, -3.2, 3])
>>> assert detect_problem_type(y) == ProblemTypes.REGRESSION
```

Raises **ValueError** – If the input has less than two classes.

evalml.problem_types.utils.**handle_problem_types**(*problem_type*)

Handles problem_type by either returning the ProblemTypes or converting from a str.

Parameters **problem_type** (*str or ProblemTypes*) – Problem type that needs to be handled.

Returns ProblemTypes enum

Raises

- **KeyError** – If input is not a valid ProblemTypes enum value.
- **ValueError** – If input is not a string or ProblemTypes object.

Examples

```
>>> assert handle_problem_types("regression") == ProblemTypes.REGRESSION
>>> assert handle_problem_types("TIME SERIES BINARY") == ProblemTypes.TIME_SERIES_
↪BINARY
>>> assert handle_problem_types("Multiclass") == ProblemTypes.MULTICLASS
```

evalml.problem_types.utils.**is_binary**(*problem_type*)

Determines if the provided problem_type is a binary classification problem type.

Parameters **problem_type** (*str or ProblemTypes*) – type of supervised learning problem. See evalml.problem_types.ProblemType.all_problem_types for a full list.

Returns Whether or not the provided problem_type is a binary classification problem type.

Return type bool

Examples

```
>>> assert is_binary("Binary")
>>> assert is_binary(ProblemTypes.BINARY)
>>> assert is_binary(ProblemTypes.TIME_SERIES_BINARY)
```

`evalml.problem_types.utils.`**`is_classification`**(*problem_type*)

Determines if the provided problem_type is a classification problem type.

Parameters **problem_type** (*str or ProblemTypes*) – type of supervised learning problem. See evalml.problem_types.ProblemType.all_problem_types for a full list.

Returns Whether or not the provided problem_type is a classification problem type.

Return type bool

Examples

```
>>> assert is_classification("Multiclass")
>>> assert is_classification(ProblemTypes.TIME_SERIES_BINARY)
>>> assert not is_classification(ProblemTypes.REGRESSION)
```

`evalml.problem_types.utils.`**`is_multiclass`**(*problem_type*)

Determines if the provided problem_type is a multiclass classification problem type.

Parameters **problem_type** (*str or ProblemTypes*) – type of supervised learning problem. See evalml.problem_types.ProblemType.all_problem_types for a full list.

Returns Whether or not the provided problem_type is a multiclass classification problem type.

Return type bool

Examples

```
>>> assert is_multiclass("Multiclass")
>>> assert is_multiclass(ProblemTypes.MULTICLASS)
>>> assert is_multiclass(ProblemTypes.TIME_SERIES_MULTICLASS)
```

`evalml.problem_types.utils.`**`is_regression`**(*problem_type*)

Determines if the provided problem_type is a regression problem type.

Parameters **problem_type** (*str or ProblemTypes*) – type of supervised learning problem. See evalml.problem_types.ProblemType.all_problem_types for a full list.

Returns Whether or not the provided problem_type is a regression problem type.

Return type bool

Examples

```
>>> assert is_regression("Regression")
>>> assert is_regression(ProblemTypes.REGRESSION)
>>> assert is_regression(ProblemTypes.TIME_SERIES_REGRESSION)
```

evalml.problem_types.utils.**is_time_series**(*problem_type*)

Determines if the provided problem_type is a time series problem type.

Parameters **problem_type** (*str or ProblemTypes*) – type of supervised learning problem. See evalml.problem_types.ProblemType.all_problem_types for a full list.

Returns Whether or not the provided problem_type is a time series problem type.

Return type bool

Examples

```
>>> assert is_time_series("time series regression")
>>> assert is_time_series(ProblemTypes.TIME_SERIES_BINARY)
>>> assert not is_time_series(ProblemTypes.REGRESSION)
```

Package Contents

Classes Summary

ProblemTypes	Enum defining the supported types of machine learning problems.

Functions

detect_problem_type	Determine the type of problem is being solved based on the targets (binary vs multiclass classification, regression). Ignores missing and null data.
handle_problem_types	Handles problem_type by either returning the ProblemTypes or converting from a str.
is_binary	Determines if the provided problem_type is a binary classification problem type.
is_classification	Determines if the provided problem_type is a classification problem type.
is_multiclass	Determines if the provided problem_type is a multiclass classification problem type.
is_regression	Determines if the provided problem_type is a regression problem type.
is_time_series	Determines if the provided problem_type is a time series problem type.

Contents

`evalml.problem_types.`**`detect_problem_type`**(*y*)

Determine the type of problem is being solved based on the targets (binary vs multiclass classification, regression). Ignores missing and null data.

Parameters **y** (*pd.Series*) – The target labels to predict.

Returns ProblemType Enum

Return type ProblemType

Examples

```
>>> y = pd.Series([0, 1, 0, 0, 0, 1, 1, 0, 0, 1, 1])
>>> assert detect_problem_type(y) == ProblemTypes.BINARY
...
>>> y = pd.Series([1, 2, 3, 2, 1, 1, 1, 2, 2, 3, 3])
>>> assert detect_problem_type(y) == ProblemTypes.MULTICLASS
...
>>> y = pd.Series([1.6, 4.2, 3.3, 2.9, 4, 1, 5.5, 2, -2, -3.2, 3])
>>> assert detect_problem_type(y) == ProblemTypes.REGRESSION
```

Raises **ValueError** – If the input has less than two classes.

`evalml.problem_types.`**`handle_problem_types`**(*problem_type*)

Handles problem_type by either returning the ProblemTypes or converting from a str.

Parameters **problem_type** (*str or ProblemTypes*) – Problem type that needs to be handled.

Returns ProblemTypes enum

Raises

- **KeyError** – If input is not a valid ProblemTypes enum value.
- **ValueError** – If input is not a string or ProblemTypes object.

Examples

```
>>> assert handle_problem_types("regression") == ProblemTypes.REGRESSION
>>> assert handle_problem_types("TIME SERIES BINARY") == ProblemTypes.TIME_SERIES_
↪BINARY
>>> assert handle_problem_types("Multiclass") == ProblemTypes.MULTICLASS
```

`evalml.problem_types.`**`is_binary`**(*problem_type*)

Determines if the provided problem_type is a binary classification problem type.

Parameters **problem_type** (*str or ProblemTypes*) – type of supervised learning problem. See evalml.problem_types.ProblemType.all_problem_types for a full list.

Returns Whether or not the provided problem_type is a binary classification problem type.

Return type bool

Examples

```
>>> assert is_binary("Binary")
>>> assert is_binary(ProblemTypes.BINARY)
>>> assert is_binary(ProblemTypes.TIME_SERIES_BINARY)
```

`evalml.problem_types.`**`is_classification`**(*problem_type*)

Determines if the provided problem_type is a classification problem type.

Parameters **problem_type** (*str or ProblemTypes*) – type of supervised learning problem. See evalml.problem_types.ProblemType.all_problem_types for a full list.

Returns Whether or not the provided problem_type is a classification problem type.

Return type bool

Examples

```
>>> assert is_classification("Multiclass")
>>> assert is_classification(ProblemTypes.TIME_SERIES_BINARY)
>>> assert not is_classification(ProblemTypes.REGRESSION)
```

`evalml.problem_types.`**`is_multiclass`**(*problem_type*)

Determines if the provided problem_type is a multiclass classification problem type.

Parameters **problem_type** (*str or ProblemTypes*) – type of supervised learning problem. See evalml.problem_types.ProblemType.all_problem_types for a full list.

Returns Whether or not the provided problem_type is a multiclass classification problem type.

Return type bool

Examples

```
>>> assert is_multiclass("Multiclass")
>>> assert is_multiclass(ProblemTypes.MULTICLASS)
>>> assert is_multiclass(ProblemTypes.TIME_SERIES_MULTICLASS)
```

`evalml.problem_types.`**`is_regression`**(*problem_type*)

Determines if the provided problem_type is a regression problem type.

Parameters **problem_type** (*str or ProblemTypes*) – type of supervised learning problem. See evalml.problem_types.ProblemType.all_problem_types for a full list.

Returns Whether or not the provided problem_type is a regression problem type.

Return type bool

Examples

```
>>> assert is_regression("Regression")
>>> assert is_regression(ProblemTypes.REGRESSION)
>>> assert is_regression(ProblemTypes.TIME_SERIES_REGRESSION)
```

evalml.problem_types.**is_time_series**(*problem_type*)

Determines if the provided problem_type is a time series problem type.

Parameters **problem_type** (*str or ProblemTypes*) – type of supervised learning problem. See evalml.problem_types.ProblemType.all_problem_types for a full list.

Returns Whether or not the provided problem_type is a time series problem type.

Return type bool

Examples

```
>>> assert is_time_series("time series regression")
>>> assert is_time_series(ProblemTypes.TIME_SERIES_BINARY)
>>> assert not is_time_series(ProblemTypes.REGRESSION)
```

class evalml.problem_types.**ProblemTypes**

Enum defining the supported types of machine learning problems.

Attributes

BINARY	Binary classification problem.
MULTICLASS	Multiclass classification problem.
REGRESSION	Regression problem.
TIME_SERIES_BINARY	Time series binary classification problem.
TIME_SERIES_MULTICLASS	Time series multiclass classification problem.
TIME_SERIES_REGRESSION	Time series regression problem.

Methods

all_problem_types	Get a list of all defined problem types.
name	The name of the Enum member.
value	The value of the Enum member.

all_problem_types(*cls*)

Get a list of all defined problem types.

Returns List of all defined problem types.

Return type list(*ProblemTypes*)

name(*self*)

The name of the Enum member.

value(*self*)

The value of the Enum member.

Tuners

EvalML tuner classes.

Submodules

grid_search_tuner

Grid Search Optimizer, which generates all of the possible points to search for using a grid.

Module Contents

Classes Summary

GridSearchTuner	Grid Search Optimizer, which generates all of the possible points to search for using a grid.

Contents

class evalml.tuners.grid_search_tuner.**GridSearchTuner**(*pipeline_hyperparameter_ranges*, *n_points=10*, *random_seed=0*)

Grid Search Optimizer, which generates all of the possible points to search for using a grid.

Parameters

- **pipeline_hyperparameter_ranges** (*dict*) – a set of hyperparameter ranges corresponding to a pipeline's parameters
- **n_points** (*int*) – The number of points to sample from along each dimension defined in the `space` argument. Defaults to 10.
- **random_seed** (*int*) – Seed for random number generator. Unused in this class, defaults to 0.

Examples

```
>>> tuner = GridSearchTuner({'My Component': {'param a': [0.0, 10.0], 'param b': [
↪'a', 'b', 'c']}}, n_points=5)
>>> proposal = tuner.propose()
...
>>> assert proposal.keys() == {'My Component'}
>>> assert proposal['My Component'] == {'param a': 0.0, 'param b': 'a'}
```

Determines points using a grid search approach.

```
>>> for each in range(5):
...     print(tuner.propose())
{'My Component': {'param a': 0.0, 'param b': 'b'}}
{'My Component': {'param a': 0.0, 'param b': 'c'}}
```

(continues on next page)

(continued from previous page)

```
{'My Component': {'param a': 10.0, 'param b': 'a'}}
{'My Component': {'param a': 10.0, 'param b': 'b'}}
{'My Component': {'param a': 10.0, 'param b': 'c'}}
```

Methods

add	Not applicable to grid search tuner as generated parameters are not dependent on scores of previous parameters.
is_search_space_exhausted	Checks if it is possible to generate a set of valid parameters. Stores generated parameters in `self.curr_params` to be returned by `propose()`.
propose	Returns parameters from _grid_points iterations.

add(*self*, *pipeline_parameters*, *score*)

Not applicable to grid search tuner as generated parameters are not dependent on scores of previous parameters.

Parameters

- **pipeline_parameters** (*dict*) – a dict of the parameters used to evaluate a pipeline
- **score** (*float*) – the score obtained by evaluating the pipeline with the provided parameters

is_search_space_exhausted(*self*)

Checks if it is possible to generate a set of valid parameters. Stores generated parameters in `self.curr_params` to be returned by `propose()`.

Returns If no more valid parameters exists in the search space, return False.

Return type bool

Raises **NoParamsException** – If a search space is exhausted, then this exception is thrown.

propose(*self*)

Returns parameters from _grid_points iterations.

If all possible combinations of parameters have been scored, then `NoParamsException` is raised.

Returns proposed pipeline parameters

Return type dict

random_search_tuner

Random Search Optimizer.

Module Contents

Classes Summary

RandomSearchTuner	Random Search Optimizer.

Contents

class evalml.tuners.random_search_tuner.**RandomSearchTuner**(*pipeline_hyperparameter_ranges, with_replacement=False, replacement_max_attempts=10, random_seed=0*)

Random Search Optimizer.

Parameters

- **pipeline_hyperparameter_ranges** (*dict*) – a set of hyperparameter ranges corresponding to a pipeline's parameters
- **with_replacement** (*bool*) – If false, only unique hyperparameters will be shown
- **replacement_max_attempts** (*int*) – The maximum number of tries to get a unique set of random parameters. Only used if tuner is initalized with with_replacement=True
- **random_seed** (*int*) – Seed for random number generator. Defaults to 0.

Example

```
>>> tuner = RandomSearchTuner({'My Component': {'param a': [0.0, 10.0], 'param b':
↪ ['a', 'b', 'c']}}, random_seed=42)
>>> proposal = tuner.propose()
...
>>> assert proposal.keys() == {'My Component'}
>>> assert proposal['My Component'] == {'param a': 3.7454011884736254, 'param b':
↪'c'}
```

Determines points using a random search approach.

```
>>> for each in range(7):
...     print(tuner.propose())
{'My Component': {'param a': 7.3199394181140525, 'param b': 'b'}}
{'My Component': {'param a': 1.5601864044243654, 'param b': 'a'}}
{'My Component': {'param a': 0.5808361216819947, 'param b': 'c'}}
{'My Component': {'param a': 6.011150117432089, 'param b': 'c'}}
{'My Component': {'param a': 0.2058449429580245, 'param b': 'c'}}
{'My Component': {'param a': 8.32442640800422, 'param b': 'a'}}
{'My Component': {'param a': 1.8182496720710064, 'param b': 'a'}}
```

Methods

add	Not applicable to random search tuner as generated parameters are not dependent on scores of previous parameters.
is_search_space_exhausted	Checks if it is possible to generate a set of valid parameters. Stores generated parameters in `self.curr_params` to be returned by `propose()`.
propose	Generate a unique set of parameters.

add(*self*, *pipeline_parameters*, *score*)

Not applicable to random search tuner as generated parameters are not dependent on scores of previous parameters.

Parameters

- **pipeline_parameters** (*dict*) – A dict of the parameters used to evaluate a pipeline
- **score** (*float*) – The score obtained by evaluating the pipeline with the provided parameters

is_search_space_exhausted(*self*)

Checks if it is possible to generate a set of valid parameters. Stores generated parameters in `self.curr_params` to be returned by `propose()`.

Returns If no more valid parameters exists in the search space, return False.

Return type bool

Raises **NoParamsException** – If a search space is exhausted, then this exception is thrown.

propose(*self*)

Generate a unique set of parameters.

If tuner was initialized with `with_replacement=True` and the tuner is unable to generate a unique set of parameters after `replacement_max_attempts` tries, then `NoParamsException` is raised.

Returns Proposed pipeline parameters

Return type dict

skopt_tuner

Bayesian Optimizer.

Module Contents

Classes Summary

SKOptTuner	Bayesian Optimizer.

Attributes Summary

logger	

Contents

evalml.tuners.skopt_tuner.**logger**

class evalml.tuners.skopt_tuner.**SKOptTuner**(*pipeline_hyperparameter_ranges*, *random_seed=0*)

Bayesian Optimizer.

Parameters

- **pipeline_hyperparameter_ranges** (*dict*) – A set of hyperparameter ranges corresponding to a pipeline's parameters.
- **random_seed** (*int*) – The seed for the random number generator. Defaults to 0.

Examples

```
>>> tuner = SKOptTuner({'My Component': {'param a': [0.0, 10.0], 'param b': ['a',
↪'b', 'c']}})
>>> proposal = tuner.propose()
...
>>> assert proposal.keys() == {'My Component'}
>>> assert proposal['My Component'] == {'param a': 5.928446182250184, 'param b':
↪'c'}
```

Determines points using a Bayesian Optimizer approach.

```
>>> for each in range(7):
...     print(tuner.propose())
{'My Component': {'param a': 8.57945617622757, 'param b': 'c'}}
{'My Component': {'param a': 6.235636967859724, 'param b': 'b'}}
{'My Component': {'param a': 2.9753460654447235, 'param b': 'a'}}
{'My Component': {'param a': 2.7265629458011325, 'param b': 'b'}}
{'My Component': {'param a': 8.121687287754932, 'param b': 'b'}}
{'My Component': {'param a': 3.927847961008298, 'param b': 'c'}}
{'My Component': {'param a': 3.3739616041726843, 'param b': 'b'}}
```

Methods

add	Add score to sample.
is_search_space_exhausted	Optional. If possible search space for tuner is finite, this method indicates whether or not all possible parameters have been scored.
propose	Returns a suggested set of parameters to train and score a pipeline with, based off the search space dimensions and prior samples.

add(*self*, *pipeline_parameters*, *score*)

Add score to sample.

Parameters

- **pipeline_parameters** (*dict*) – A dict of the parameters used to evaluate a pipeline
- **score** (*float*) – The score obtained by evaluating the pipeline with the provided parameters

Returns None

Raises

- **Exception** – If skopt tuner errors.
- **ParameterError** – If skopt receives invalid parameters.

is_search_space_exhausted(*self*)

Optional. If possible search space for tuner is finite, this method indicates whether or not all possible parameters have been scored.

Returns Returns true if all possible parameters in a search space has been scored.

Return type bool

propose(*self*)

Returns a suggested set of parameters to train and score a pipeline with, based off the search space dimensions and prior samples.

Returns Proposed pipeline parameters.

Return type dict

tuner

Base Tuner class.

Module Contents

Classes Summary

Tuner	Base Tuner class.

Contents

class evalml.tuners.tuner.**Tuner**(*pipeline_hyperparameter_ranges*, *random_seed=0*)

Base Tuner class.

Tuners implement different strategies for sampling from a search space. They're used in EvalML to search the space of pipeline hyperparameters.

Parameters

- **pipeline_hyperparameter_ranges** (*dict*) – a set of hyperparameter ranges corresponding to a pipeline's parameters.
- **random_seed** (*int*) – The random state. Defaults to 0.

Methods

add	Register a set of hyperparameters with the score obtained from training a pipeline with those hyperparameters.
is_search_space_exhausted	Optional. If possible search space for tuner is finite, this method indicates whether or not all possible parameters have been scored.
propose	Returns a suggested set of parameters to train and score a pipeline with, based off the search space dimensions and prior samples.

abstract add(*self*, *pipeline_parameters*, *score*)

Register a set of hyperparameters with the score obtained from training a pipeline with those hyperparameters.

Parameters

- **pipeline_parameters** (*dict*) – a dict of the parameters used to evaluate a pipeline
- **score** (*float*) – the score obtained by evaluating the pipeline with the provided parameters

Returns None

is_search_space_exhausted(*self*)

Optional. If possible search space for tuner is finite, this method indicates whether or not all possible parameters have been scored.

Returns Returns true if all possible parameters in a search space has been scored.

Return type bool

abstract propose(*self*)

Returns a suggested set of parameters to train and score a pipeline with, based off the search space dimensions and prior samples.

Returns Proposed pipeline parameters

Return type dict

tuner_exceptions

Exception thrown by tuner classes.

Module Contents

Contents

exception evalml.tuners.tuner_exceptions.**NoParamsException**

Raised when a tuner exhausts its search space and runs out of parameters to propose.

exception evalml.tuners.tuner_exceptions.**ParameterError**

Raised when a tuner encounters an error with the parameters being used with it.

Package Contents

Classes Summary

GridSearchTuner	Grid Search Optimizer, which generates all of the possible points to search for using a grid.
RandomSearchTuner	Random Search Optimizer.
SKOptTuner	Bayesian Optimizer.
Tuner	Base Tuner class.

Exceptions Summary

—

Contents

class evalml.tuners.**GridSearchTuner**(*pipeline_hyperparameter_ranges*, *n_points=10*, *random_seed=0*)

Grid Search Optimizer, which generates all of the possible points to search for using a grid.

Parameters

- **pipeline_hyperparameter_ranges** (*dict*) – a set of hyperparameter ranges corresponding to a pipeline's parameters
- **n_points** (*int*) – The number of points to sample from along each dimension defined in the `space` argument. Defaults to 10.
- **random_seed** (*int*) – Seed for random number generator. Unused in this class, defaults to 0.

Examples

```
>>> tuner = GridSearchTuner({'My Component': {'param a': [0.0, 10.0], 'param b': [
↪'a', 'b', 'c']}}, n_points=5)
>>> proposal = tuner.propose()
...
>>> assert proposal.keys() == {'My Component'}
>>> assert proposal['My Component'] == {'param a': 0.0, 'param b': 'a'}
```

Determines points using a grid search approach.

```
>>> for each in range(5):
...     print(tuner.propose())
{'My Component': {'param a': 0.0, 'param b': 'b'}}
{'My Component': {'param a': 0.0, 'param b': 'c'}}
{'My Component': {'param a': 10.0, 'param b': 'a'}}
{'My Component': {'param a': 10.0, 'param b': 'b'}}
{'My Component': {'param a': 10.0, 'param b': 'c'}}
```

Methods

add	Not applicable to grid search tuner as generated parameters are not dependent on scores of previous parameters.
is_search_space_exhausted	Checks if it is possible to generate a set of valid parameters. Stores generated parameters in `self.curr_params` to be returned by `propose()`.
propose	Returns parameters from _grid_points iterations.

add(*self*, *pipeline_parameters*, *score*)

Not applicable to grid search tuner as generated parameters are not dependent on scores of previous parameters.

Parameters

- **pipeline_parameters** (*dict*) – a dict of the parameters used to evaluate a pipeline
- **score** (*float*) – the score obtained by evaluating the pipeline with the provided parameters

is_search_space_exhausted(*self*)

Checks if it is possible to generate a set of valid parameters. Stores generated parameters in `self.curr_params` to be returned by `propose()`.

Returns If no more valid parameters exists in the search space, return False.

Return type bool

Raises ***NoParamsException*** – If a search space is exhausted, then this exception is thrown.

propose(*self*)

Returns parameters from _grid_points iterations.

If all possible combinations of parameters have been scored, then `NoParamsException` is raised.

Returns proposed pipeline parameters

Return type dict

exception evalml.tuners.**NoParamsException**

Raised when a tuner exhausts its search space and runs out of parameters to propose.

exception evalml.tuners.**ParameterError**

Raised when a tuner encounters an error with the parameters being used with it.

class evalml.tuners.**RandomSearchTuner**(*pipeline_hyperparameter_ranges*, *with_replacement=False*, *replacement_max_attempts=10*, *random_seed=0*)

Random Search Optimizer.

Parameters

- **pipeline_hyperparameter_ranges** (*dict*) – a set of hyperparameter ranges corresponding to a pipeline's parameters
- **with_replacement** (*bool*) – If false, only unique hyperparameters will be shown
- **replacement_max_attempts** (*int*) – The maximum number of tries to get a unique set of random parameters. Only used if tuner is initalized with with_replacement=True
- **random_seed** (*int*) – Seed for random number generator. Defaults to 0.

Example

```
>>> tuner = RandomSearchTuner({'My Component': {'param a': [0.0, 10.0], 'param b':
↪ ['a', 'b', 'c']}}, random_seed=42)
>>> proposal = tuner.propose()
...
>>> assert proposal.keys() == {'My Component'}
>>> assert proposal['My Component'] == {'param a': 3.7454011884736254, 'param b':
↪'c'}
```

Determines points using a random search approach.

```
>>> for each in range(7):
...     print(tuner.propose())
{'My Component': {'param a': 7.3199394181140525, 'param b': 'b'}}
{'My Component': {'param a': 1.5601864044243654, 'param b': 'a'}}
{'My Component': {'param a': 0.5808361216819947, 'param b': 'c'}}
{'My Component': {'param a': 6.011150117432089, 'param b': 'c'}}
{'My Component': {'param a': 0.2058449429580245, 'param b': 'c'}}
{'My Component': {'param a': 8.32442640800422, 'param b': 'a'}}
{'My Component': {'param a': 1.8182496720710064, 'param b': 'a'}}
```

Methods

add	Not applicable to random search tuner as generated parameters are not dependent on scores of previous parameters.
is_search_space_exhausted	Checks if it is possible to generate a set of valid parameters. Stores generated parameters in `self.curr_params` to be returned by `propose()`.
propose	Generate a unique set of parameters.

add(*self*, *pipeline_parameters*, *score*)

Not applicable to random search tuner as generated parameters are not dependent on scores of previous parameters.

Parameters

- **pipeline_parameters** (*dict*) – A dict of the parameters used to evaluate a pipeline
- **score** (*float*) – The score obtained by evaluating the pipeline with the provided parameters

is_search_space_exhausted(*self*)

Checks if it is possible to generate a set of valid parameters. Stores generated parameters in `self.curr_params` to be returned by `propose()`.

Returns If no more valid parameters exists in the search space, return False.

Return type bool

Raises ***NoParamsException*** – If a search space is exhausted, then this exception is thrown.

propose(*self*)

Generate a unique set of parameters.

If tuner was initialized with `with_replacement=True` and the tuner is unable to generate a unique set of parameters after `replacement_max_attempts` tries, then `NoParamsException` is raised.

Returns Proposed pipeline parameters

Return type dict

class evalml.tuners.**SKOptTuner**(*pipeline_hyperparameter_ranges*, *random_seed=0*)

Bayesian Optimizer.

Parameters

- **pipeline_hyperparameter_ranges** (*dict*) – A set of hyperparameter ranges corresponding to a pipeline's parameters.
- **random_seed** (*int*) – The seed for the random number generator. Defaults to 0.

Examples

```
>>> tuner = SKOptTuner({'My Component': {'param a': [0.0, 10.0], 'param b': ['a',
↪'b', 'c']}})
>>> proposal = tuner.propose()
...
>>> assert proposal.keys() == {'My Component'}
>>> assert proposal['My Component'] == {'param a': 5.928446182250184, 'param b':
↪'c'}
```

Determines points using a Bayesian Optimizer approach.

```
>>> for each in range(7):
...     print(tuner.propose())
{'My Component': {'param a': 8.57945617622757, 'param b': 'c'}}
{'My Component': {'param a': 6.235636967859724, 'param b': 'b'}}
{'My Component': {'param a': 2.9753460654447235, 'param b': 'a'}}
{'My Component': {'param a': 2.7265629458011325, 'param b': 'b'}}
{'My Component': {'param a': 8.121687287754932, 'param b': 'b'}}
{'My Component': {'param a': 3.927847961008298, 'param b': 'c'}}
{'My Component': {'param a': 3.3739616041726843, 'param b': 'b'}}
```

Methods

add	Add score to sample.
is_search_space_exhausted	Optional. If possible search space for tuner is finite, this method indicates whether or not all possible parameters have been scored.
propose	Returns a suggested set of parameters to train and score a pipeline with, based off the search space dimensions and prior samples.

add(*self*, *pipeline_parameters*, *score*)

Add score to sample.

Parameters

- **pipeline_parameters** (*dict*) – A dict of the parameters used to evaluate a pipeline
- **score** (*float*) – The score obtained by evaluating the pipeline with the provided parameters

Returns None

Raises

- **Exception** – If skopt tuner errors.
- ***ParameterError*** – If skopt receives invalid parameters.

is_search_space_exhausted(*self*)

Optional. If possible search space for tuner is finite, this method indicates whether or not all possible parameters have been scored.

Returns Returns true if all possible parameters in a search space has been scored.

Return type bool

propose(*self*)

Returns a suggested set of parameters to train and score a pipeline with, based off the search space dimensions and prior samples.

Returns Proposed pipeline parameters.

Return type dict

class evalml.tuners.**Tuner**(*pipeline_hyperparameter_ranges*, *random_seed=0*)

Base Tuner class.

Tuners implement different strategies for sampling from a search space. They're used in EvalML to search the space of pipeline hyperparameters.

Parameters

- **pipeline_hyperparameter_ranges** (*dict*) – a set of hyperparameter ranges corresponding to a pipeline's parameters.
- **random_seed** (*int*) – The random state. Defaults to 0.

Methods

add	Register a set of hyperparameters with the score obtained from training a pipeline with those hyperparameters.
is_search_space_exhausted	Optional. If possible search space for tuner is finite, this method indicates whether or not all possible parameters have been scored.
propose	Returns a suggested set of parameters to train and score a pipeline with, based off the search space dimensions and prior samples.

abstract add(*self*, *pipeline_parameters*, *score*)

Register a set of hyperparameters with the score obtained from training a pipeline with those hyperparameters.

Parameters

- **pipeline_parameters** (*dict*) – a dict of the parameters used to evaluate a pipeline
- **score** (*float*) – the score obtained by evaluating the pipeline with the provided parameters

Returns None

is_search_space_exhausted(*self*)

Optional. If possible search space for tuner is finite, this method indicates whether or not all possible parameters have been scored.

Returns Returns true if all possible parameters in a search space has been scored.

Return type bool

abstract propose(*self*)

Returns a suggested set of parameters to train and score a pipeline with, based off the search space dimensions and prior samples.

Returns Proposed pipeline parameters

Return type dict

Utils

Utility methods.

Submodules

base_meta

Metaclass that overrides creating a new component or pipeline by wrapping methods with validators and setters.

Module Contents

Classes Summary

BaseMeta	Metaclass that overrides creating a new component or pipeline by wrapping methods with validators and setters.

Contents

class evalml.utils.base_meta.**BaseMeta**

Metaclass that overrides creating a new component or pipeline by wrapping methods with validators and setters.

Attributes

FIT_METHODS	['fit', 'fit_transform']
METHODS_TO_CHECK	['predict', 'predict_proba', 'transform', 'inverse_transform']
PROPERTIES_TO_CHECK	['feature_importance']

Methods

register	Register a virtual subclass of an ABC.
set_fit	Wrapper for the fit method.

register(*cls*, *subclass*)

Register a virtual subclass of an ABC.

Returns the subclass, to allow usage as a class decorator.

classmethod set_fit(*cls*, *method*)
Wrapper for the fit method.

cli_utils

CLI functions.

Module Contents

Functions

get_evalml_root	Gets location where evalml is installed.
get_installed_packages	Get dictionary mapping installed package names to their versions.
get_sys_info	Returns system information.
print_deps	Prints the version number of each dependency.
print_info	Prints information about the system, evalml, and dependencies of evalml.
print_sys_info	Prints system information.

Contents

evalml.utils.cli_utils.**get_evalml_root**()
Gets location where evalml is installed.

Returns Location where evalml is installed.

evalml.utils.cli_utils.**get_installed_packages**()
Get dictionary mapping installed package names to their versions.

Returns Dictionary mapping installed package names to their versions.

evalml.utils.cli_utils.**get_sys_info**()
Returns system information.

Returns List of tuples about system stats.

evalml.utils.cli_utils.**print_deps**()
Prints the version number of each dependency.

evalml.utils.cli_utils.**print_info**()
Prints information about the system, evalml, and dependencies of evalml.

evalml.utils.cli_utils.**print_sys_info**()
Prints system information.

gen_utils

General utility methods.

Module Contents

Classes Summary

classproperty	Allows function to be accessed as a class level property.

Functions

are_datasets_separated_by_gap_time_index	Determine if the train and test datasets are separated by gap number of units using the time_index.
are_ts_parameters_valid_for_split	Validates the time series parameters in problem_configuration are compatible with split sizes.
contains_all_ts_parameters	Validates that the problem configuration contains all required keys.
convert_to_seconds	Converts a string describing a length of time to its length in seconds.
deprecate_arg	Helper to raise warnings when a deprecated arg is used.
drop_rows_with_nans	Drop rows that have any NaNs in all dataframes or series.
get_importable_subclasses	Get importable subclasses of a base class. Used to list all of our estimators, transformers, components and pipelines dynamically.
get_random_seed	Given a numpy.random.RandomState object, generate an int representing a seed value for another random number generator. Or, if given an int, return that int.
get_random_state	Generates a numpy.random.RandomState instance using seed.
import_or_raise	Attempts to import the requested library by name. If the import fails, raises an ImportError or warning.
is_all_numeric	Checks if the given DataFrame contains only numeric values.
jupyter_check	Get whether or not the code is being run in a Ipython environment (such as Jupyter Notebook or Jupyter Lab).
pad_with_nans	Pad the beginning num_to_pad rows with nans.
safe_repr	Convert the given value into a string that can safely be used for repr.
save_plot	Saves fig to filepath if specified, or to a default location if not.
validate_holdout_datasets	Validate the holdout datasets match our expectations.

Attributes Summary

logger
SEED_BOUNDS

Contents

evalml.utils.gen_utils.**are_datasets_separated_by_gap_time_index**(*train*, *test*, *pipeline_params*)

Determine if the train and test datasets are separated by gap number of units using the time_index.

This will be true when users are predicting on unseen data but not during cross validation since the target is known.

Parameters

- **train** (*pd.DataFrame*) – Training data.
- **test** (*pd.DataFrame*) – Data of shape [n_samples, n_features].
- **pipeline_params** (*dict*) – Dictionary of time series parameters.

Returns True if the difference in time units is equal to gap + 1.

Return type bool

evalml.utils.gen_utils.**are_ts_parameters_valid_for_split**(*gap*, *max_delay*, *forecast_horizon*, *n_obs*, *n_splits*)

Validates the time series parameters in problem_configuration are compatible with split sizes.

Parameters

- **gap** (*int*) – gap value.
- **max_delay** (*int*) – max_delay value.
- **forecast_horizon** (*int*) – forecast_horizon value.
- **n_obs** (*int*) – Number of observations in the dataset.
- **n_splits** (*int*) – Number of cross validation splits.

Returns

TsParameterValidationResult - named tuple with four fields is_valid (bool): True if parameters are valid. msg (str): Contains error message to display. Empty if is_valid. smallest_split_size (int): Smallest split size given n_obs and n_splits. max_window_size (int): Max window size given gap, max_delay, forecast_horizon.

class evalml.utils.gen_utils.**classproperty**(*func*)

Allows function to be accessed as a class level property.

Example: .. code-block:

```
class LogisticRegressionBinaryPipeline(PipelineBase):
    component_graph = ['Simple Imputer', 'Logistic Regression Classifier']

    @classproperty
```

(continues on next page)

(continued from previous page)

```
    def summary(cls):
    summary = ""
    for component in cls.component_graph:
        component = handle_component_class(component)
        summary += component.name + " + "
    return summary

assert LogisticRegressionBinaryPipeline.summary == "Simple Imputer + Logistic␣
↪Regression Classifier + "
assert LogisticRegressionBinaryPipeline().summary == "Simple Imputer + Logistic␣
↪Regression Classifier + "
```

`evalml.utils.gen_utils.`**`contains_all_ts_parameters`**(*problem_configuration*)

Validates that the problem configuration contains all required keys.

Parameters **`problem_configuration`** (*dict*) – Problem configuration.

Returns

True if the configuration contains all parameters. If False, msg is a non-empty string with error message.

Return type bool, str

`evalml.utils.gen_utils.`**`convert_to_seconds`**(*input_str*)

Converts a string describing a length of time to its length in seconds.

Parameters **`input_str`** (*str*) – The string to be parsed and converted to seconds.

Returns Returns the library if importing succeeded.

Raises **`AssertionError`** – If an invalid unit is used.

Examples

```
>>> assert convert_to_seconds("10 hr") == 36000.0
>>> assert convert_to_seconds("30 minutes") == 1800.0
>>> assert convert_to_seconds("2.5 min") == 150.0
```

`evalml.utils.gen_utils.`**`deprecate_arg`**(*old_arg*, *new_arg*, *old_value*, *new_value*)

Helper to raise warnings when a deprecated arg is used.

Parameters

- **`old_arg`** (*str*) – Name of old/deprecated argument.
- **`new_arg`** (*str*) – Name of new argument.
- **`old_value`** (*Any*) – Value the user passed in for the old argument.
- **`new_value`** (*Any*) – Value the user passed in for the new argument.

Returns old_value if not None, else new_value

`evalml.utils.gen_utils.`**`drop_rows_with_nans`**(**pd_data*)

Drop rows that have any NaNs in all dataframes or series.

Parameters **`*pd_data`** – sequence of pd.Series or pd.DataFrame or None

Returns list of pd.DataFrame or pd.Series or None

`evalml.utils.gen_utils.`**`get_importable_subclasses`**(*base_class*, *used_in_automl=True*)

Get importable subclasses of a base class. Used to list all of our estimators, transformers, components and pipelines dynamically.

Parameters

- **base_class** (*abc.ABCMeta*) – Base class to find all of the subclasses for.
- **used_in_automl** – Not all components/pipelines/estimators are used in automl search. If True, only include those subclasses that are used in the search. This would mean excluding classes related to ExtraTrees, ElasticNet, and Baseline estimators.

Returns List of subclasses.

`evalml.utils.gen_utils.`**`get_random_seed`**(*random_state*, *min_bound=SEED_BOUNDS.min_bound*, *max_bound=SEED_BOUNDS.max_bound*)

Given a numpy.random.RandomState object, generate an int representing a seed value for another random number generator. Or, if given an int, return that int.

To protect against invalid input to a particular library's random number generator, if an int value is provided, and it is outside the bounds "[min_bound, max_bound)", the value will be projected into the range between the min_bound (inclusive) and max_bound (exclusive) using modular arithmetic.

Parameters

- **random_state** (*int, numpy.random.RandomState*) – random state
- **min_bound** (*None, int*) – if not default of None, will be min bound when generating seed (inclusive). Must be less than max_bound.
- **max_bound** (*None, int*) – if not default of None, will be max bound when generating seed (exclusive). Must be greater than min_bound.

Returns Seed for random number generator

Return type int

Raises **ValueError** – If boundaries are not valid.

`evalml.utils.gen_utils.`**`get_random_state`**(*seed*)

Generates a numpy.random.RandomState instance using seed.

Parameters **seed** (*None, int, np.random.RandomState object*) – seed to use to generate numpy.random.RandomState. Must be between SEED_BOUNDS.min_bound and SEED_BOUNDS.max_bound, inclusive.

Raises **ValueError** – If the input seed is not within the acceptable range.

Returns A numpy.random.RandomState instance.

`evalml.utils.gen_utils.`**`import_or_raise`**(*library*, *error_msg=None*, *warning=False*)

Attempts to import the requested library by name. If the import fails, raises an ImportError or warning.

Parameters

- **library** (*str*) – The name of the library.
- **error_msg** (*str*) – Rrror message to return if the import fails.
- **warning** (*bool*) – If True, import_or_raise gives a warning instead of ImportError. Defaults to False.

Returns Returns the library if importing succeeded.

Raises

- **ImportError** – If attempting to import the library fails because the library is not installed.

- **Exception** – If importing the library fails.

evalml.utils.gen_utils.**is_all_numeric**(*df*)

Checks if the given DataFrame contains only numeric values.

Parameters **df** (*pd.DataFrame*) – The DataFrame to check data types of.

Returns True if all the columns are numeric and are not missing any values, False otherwise.

evalml.utils.gen_utils.**jupyter_check**()

Get whether or not the code is being run in a Ipython environment (such as Jupyter Notebook or Jupyter Lab).

Returns True if Ipython, False otherwise.

Return type boolean

evalml.utils.gen_utils.**logger**

evalml.utils.gen_utils.**pad_with_nans**(*pd_data*, *num_to_pad*)

Pad the beginning num_to_pad rows with nans.

Parameters

- **pd_data** (*pd.DataFrame or pd.Series*) – Data to pad.
- **num_to_pad** (*int*) – Number of nans to pad.

Returns pd.DataFrame or pd.Series

evalml.utils.gen_utils.**safe_repr**(*value*)

Convert the given value into a string that can safely be used for repr.

Parameters **value** – The item to convert

Returns String representation of the value

evalml.utils.gen_utils.**save_plot**(*fig*, *filepath=None*, *format='png'*, *interactive=False*, *return_filepath=False*)

Saves fig to filepath if specified, or to a default location if not.

Parameters

- **fig** (*Figure*) – Figure to be saved.
- **filepath** (*str or Path, optional*) – Location to save file. Default is with filename "test_plot".
- **format** (*str*) – Extension for figure to be saved as. Ignored if interactive is True and fig is of type plotly.Figure. Defaults to 'png'.
- **interactive** (*bool, optional*) – If True and fig is of type plotly.Figure, saves the fig as interactive instead of static, and format will be set to 'html'. Defaults to False.
- **return_filepath** (*bool, optional*) – Whether to return the final filepath the image is saved to. Defaults to False.

Returns String representing the final filepath the image was saved to if return_filepath is set to True. Defaults to None.

evalml.utils.gen_utils.**SEED_BOUNDS**

evalml.utils.gen_utils.**validate_holdout_datasets**(*X*, *X_train*, *pipeline_params*)

Validate the holdout datasets match our expectations.

Parameters

- **X** (*pd.DataFrame*) – Data of shape [n_samples, n_features].

- **X_train** (*pd.DataFrame*) – Training data.
- **pipeline_params** (*dict*) – Dictionary of time series parameters.

Returns

TSHoldoutValidationResult - named tuple with three fields is_valid (bool): True if holdout data is valid. error_messages (list): List of error messages to display. Empty if is_valid. error_codes (list): List of error codes to display. Empty if is_valid.

logger

Logging functions.

Module Contents

Functions

get_logger	Get the logger with the associated name.
log_subtitle	Log with a subtitle.
log_title	Log with a title.
time_elapsed	How much time has elapsed since the search started.

Contents

evalml.utils.logger.**get_logger**(*name*)

Get the logger with the associated name.

Parameters **name** (*str*) – Name of the logger to get.

Returns The logger object with the associated name.

evalml.utils.logger.**log_subtitle**(*logger*, *title*, *underline='='*)

Log with a subtitle.

evalml.utils.logger.**log_title**(*logger*, *title*)

Log with a title.

evalml.utils.logger.**time_elapsed**(*start_time*)

How much time has elapsed since the search started.

Parameters **start_time** (*int*) – Time when search started.

Returns elapsed time formatted as a string [H:]MM:SS

Return type str

update_checker

Check if EvalML has updated since the user installed.

Module Contents

Contents

`evalml.utils.update_checker.method`

woodwork_utils

Woodwork utility methods.

Module Contents

Functions

infer_feature_types	Create a Woodwork structure from the given list, pandas, or numpy input, with specified types for columns. If a column's type is not specified, it will be inferred by Woodwork.

Attributes Summary

numeric_and_boolean_ww

Contents

`evalml.utils.woodwork_utils.infer_feature_types`(*data*, *feature_types=None*)

Create a Woodwork structure from the given list, pandas, or numpy input, with specified types for columns. If a column's type is not specified, it will be inferred by Woodwork.

Parameters

- **data** (*pd.DataFrame, pd.Series*) – Input data to convert to a Woodwork data structure.
- **feature_types** (*string, ww.logical_type obj, dict, optional*) – If data is a 2D structure, feature_types must be a dictionary mapping column names to the type of data represented in the column. If data is a 1D structure, then feature_types must be a Woodwork logical type or a string representing a Woodwork logical type ("Double", "Integer", "Boolean", "Categorical", "Datetime", "NaturalLanguage")

Returns A Woodwork data structure where the data type of each column was either specified or inferred.

Raises **ValueError** – If there is a mismatch between the dataframe and the woodwork schema.

evalml.utils.woodwork_utils.**numeric_and_boolean_ww**

Package Contents

Classes Summary

classproperty	Allows function to be accessed as a class level property.

Functions

convert_to_seconds	Converts a string describing a length of time to its length in seconds.
deprecate_arg	Helper to raise warnings when a deprecated arg is used.
drop_rows_with_nans	Drop rows that have any NaNs in all dataframes or series.
get_importable_subclasses	Get importable subclasses of a base class. Used to list all of our estimators, transformers, components and pipelines dynamically.
get_logger	Get the logger with the associated name.
get_random_seed	Given a numpy.random.RandomState object, generate an int representing a seed value for another random number generator. Or, if given an int, return that int.
get_random_state	Generates a numpy.random.RandomState instance using seed.
import_or_raise	Attempts to import the requested library by name. If the import fails, raises an ImportError or warning.
infer_feature_types	Create a Woodwork structure from the given list, pandas, or numpy input, with specified types for columns. If a column's type is not specified, it will be inferred by Woodwork.
is_all_numeric	Checks if the given DataFrame contains only numeric values.
jupyter_check	Get whether or not the code is being run in a Ipython environment (such as Jupyter Notebook or Jupyter Lab).
log_subtitle	Log with a subtitle.
log_title	Log with a title.
pad_with_nans	Pad the beginning num_to_pad rows with nans.
safe_repr	Convert the given value into a string that can safely be used for repr.
save_plot	Saves fig to filepath if specified, or to a default location if not.

Attributes Summary

SEED_BOUNDS

Contents

class evalml.utils.**classproperty**(*func*)

Allows function to be accessed as a class level property.

Example: .. code-block:

```
class LogisticRegressionBinaryPipeline(PipelineBase):
    component_graph = ['Simple Imputer', 'Logistic Regression Classifier']

    @classproperty
    def summary(cls):
    summary = ""
    for component in cls.component_graph:
        component = handle_component_class(component)
        summary += component.name + " + "
    return summary

assert LogisticRegressionBinaryPipeline.summary == "Simple Imputer + Logistic␣
↪Regression Classifier + "
assert LogisticRegressionBinaryPipeline().summary == "Simple Imputer + Logistic␣
↪Regression Classifier + "
```

evalml.utils.**convert_to_seconds**(*input_str*)

Converts a string describing a length of time to its length in seconds.

Parameters **input_str** (*str*) – The string to be parsed and converted to seconds.

Returns Returns the library if importing succeeded.

Raises **AssertionError** – If an invalid unit is used.

Examples

```
>>> assert convert_to_seconds("10 hr") == 36000.0
>>> assert convert_to_seconds("30 minutes") == 1800.0
>>> assert convert_to_seconds("2.5 min") == 150.0
```

evalml.utils.**deprecate_arg**(*old_arg*, *new_arg*, *old_value*, *new_value*)

Helper to raise warnings when a deprecated arg is used.

Parameters

- **old_arg** (*str*) – Name of old/deprecated argument.
- **new_arg** (*str*) – Name of new argument.
- **old_value** (*Any*) – Value the user passed in for the old argument.
- **new_value** (*Any*) – Value the user passed in for the new argument.

Returns old_value if not None, else new_value

`evalml.utils.drop_rows_with_nans(*pd_data)`

Drop rows that have any NaNs in all dataframes or series.

Parameters ***pd_data** – sequence of pd.Series or pd.DataFrame or None

Returns list of pd.DataFrame or pd.Series or None

`evalml.utils.get_importable_subclasses(base_class, used_in_automl=True)`

Get importable subclasses of a base class. Used to list all of our estimators, transformers, components and pipelines dynamically.

Parameters

- **base_class** (*abc.ABCMeta*) – Base class to find all of the subclasses for.
- **used_in_automl** – Not all components/pipelines/estimators are used in automl search. If True, only include those subclasses that are used in the search. This would mean excluding classes related to ExtraTrees, ElasticNet, and Baseline estimators.

Returns List of subclasses.

`evalml.utils.get_logger(name)`

Get the logger with the associated name.

Parameters **name** (*str*) – Name of the logger to get.

Returns The logger object with the associated name.

`evalml.utils.get_random_seed(random_state, min_bound=SEED_BOUNDS.min_bound, max_bound=SEED_BOUNDS.max_bound)`

Given a numpy.random.RandomState object, generate an int representing a seed value for another random number generator. Or, if given an int, return that int.

To protect against invalid input to a particular library's random number generator, if an int value is provided, and it is outside the bounds "[min_bound, max_bound)", the value will be projected into the range between the min_bound (inclusive) and max_bound (exclusive) using modular arithmetic.

Parameters

- **random_state** (*int, numpy.random.RandomState*) – random state
- **min_bound** (*None, int*) – if not default of None, will be min bound when generating seed (inclusive). Must be less than max_bound.
- **max_bound** (*None, int*) – if not default of None, will be max bound when generating seed (exclusive). Must be greater than min_bound.

Returns Seed for random number generator

Return type int

Raises **ValueError** – If boundaries are not valid.

`evalml.utils.get_random_state(seed)`

Generates a numpy.random.RandomState instance using seed.

Parameters **seed** (*None, int, np.random.RandomState object*) – seed to use to generate numpy.random.RandomState. Must be between SEED_BOUNDS.min_bound and SEED_BOUNDS.max_bound, inclusive.

Raises **ValueError** – If the input seed is not within the acceptable range.

Returns A numpy.random.RandomState instance.

`evalml.utils.import_or_raise(library, error_msg=None, warning=False)`

Attempts to import the requested library by name. If the import fails, raises an ImportError or warning.

Parameters

- **library** (*str*) – The name of the library.
- **error_msg** (*str*) – Rrror message to return if the import fails.
- **warning** (*bool*) – If True, import_or_raise gives a warning instead of ImportError. Defaults to False.

Returns Returns the library if importing succeeded.

Raises

- **ImportError** – If attempting to import the library fails because the library is not installed.
- **Exception** – If importing the library fails.

evalml.utils.**infer_feature_types**(*data*, *feature_types=None*)

Create a Woodwork structure from the given list, pandas, or numpy input, with specified types for columns. If a column's type is not specified, it will be inferred by Woodwork.

Parameters

- **data** (*pd.DataFrame, pd.Series*) – Input data to convert to a Woodwork data structure.
- **feature_types** (*string, ww.logical_type obj, dict, optional*) – If data is a 2D structure, feature_types must be a dictionary mapping column names to the type of data represented in the column. If data is a 1D structure, then feature_types must be a Woodwork logical type or a string representing a Woodwork logical type ("Double", "Integer", "Boolean", "Categorical", "Datetime", "NaturalLanguage")

Returns A Woodwork data structure where the data type of each column was either specified or inferred.

Raises **ValueError** – If there is a mismatch between the dataframe and the woodwork schema.

evalml.utils.**is_all_numeric**(*df*)

Checks if the given DataFrame contains only numeric values.

Parameters **df** (*pd.DataFrame*) – The DataFrame to check data types of.

Returns True if all the columns are numeric and are not missing any values, False otherwise.

evalml.utils.**jupyter_check**()

Get whether or not the code is being run in a Ipython environment (such as Jupyter Notebook or Jupyter Lab).

Returns True if Ipython, False otherwise.

Return type boolean

evalml.utils.**log_subtitle**(*logger*, *title*, *underline='='*)

Log with a subtitle.

evalml.utils.**log_title**(*logger*, *title*)

Log with a title.

evalml.utils.**pad_with_nans**(*pd_data*, *num_to_pad*)

Pad the beginning num_to_pad rows with nans.

Parameters

- **pd_data** (*pd.DataFrame or pd.Series*) – Data to pad.
- **num_to_pad** (*int*) – Number of nans to pad.

Returns pd.DataFrame or pd.Series

`evalml.utils.safe_repr(value)`

Convert the given value into a string that can safely be used for repr.

Parameters **value** – The item to convert

Returns String representation of the value

`evalml.utils.save_plot(fig, filepath=None, format='png', interactive=False, return_filepath=False)`

Saves fig to filepath if specified, or to a default location if not.

Parameters

- **fig** (*Figure*) – Figure to be saved.
- **filepath** (*str or Path, optional*) – Location to save file. Default is with filename "test_plot".
- **format** (*str*) – Extension for figure to be saved as. Ignored if interactive is True and fig is of type plotly.Figure. Defaults to 'png'.
- **interactive** (*bool, optional*) – If True and fig is of type plotly.Figure, saves the fig as interactive instead of static, and format will be set to 'html'. Defaults to False.
- **return_filepath** (*bool, optional*) – Whether to return the final filepath the image is saved to. Defaults to False.

Returns String representing the final filepath the image was saved to if return_filepath is set to True. Defaults to None.

`evalml.utils.SEED_BOUNDS`

Package Contents

Classes Summary

AutoMLSearch	Automated Pipeline search.

Functions

search	Given data and configuration, run an automl search.
search_iterative	Given data and configuration, run an automl search.

Contents

class evalml.**AutoMLSearch**(*X_train=None, y_train=None, problem_type=None, objective='auto', max_iterations=None, max_time=None, patience=None, tolerance=None, data_splitter=None, allowed_component_graphs=None, allowed_model_families=None, start_iteration_callback=None, add_result_callback=None, error_callback=None, additional_objectives=None, alternate_thresholding_objective='F1', random_seed=0, n_jobs=- 1, tuner_class=None, optimize_thresholds=True, ensembling=False, max_batches=None, problem_configuration=None, train_best_pipeline=True, pipeline_parameters=None, custom_hyperparameters=None, sampler_method='auto', sampler_balanced_ratio=0.25, allow_long_running_models=False, _ensembling_split_size=0.2, _pipelines_per_batch=5, _automl_algorithm='iterative', engine='sequential', verbose=False*)

Automated Pipeline search.

Parameters

- **X_train** (*pd.DataFrame*) – The input training data of shape [n_samples, n_features]. Required.
- **y_train** (*pd.Series*) – The target training data of length [n_samples]. Required for supervised learning tasks.
- **problem_type** (*str or ProblemTypes*) – Type of supervised learning problem. See evalml.problem_types.ProblemType.all_problem_types for a full list.
- **objective** (*str, ObjectiveBase*) – The objective to optimize for. Used to propose and rank pipelines, but not for optimizing each pipeline during fit-time. When set to 'auto', chooses: - LogLossBinary for binary classification problems, - LogLossMulticlass for multiclass classification problems, and - R2 for regression problems.
- **max_iterations** (*int*) – Maximum number of iterations to search. If max_iterations and max_time is not set, then max_iterations will default to max_iterations of 5.
- **max_time** (*int, str*) – Maximum time to search for pipelines. This will not start a new pipeline search after the duration has elapsed. If it is an integer, then the time will be in seconds. For strings, time can be specified as seconds, minutes, or hours.
- **patience** (*int*) – Number of iterations without improvement to stop search early. Must be positive. If None, early stopping is disabled. Defaults to None.
- **tolerance** (*float*) – Minimum percentage difference to qualify as score improvement for early stopping. Only applicable if patience is not None. Defaults to None.
- **allowed_component_graphs** (*dict*) – A dictionary of lists or ComponentGraphs indicating the component graphs allowed in the search. The format should follow { "Name_0": [list_of_components], "Name_1": ComponentGraph(...) }

  The default of None indicates all pipeline component graphs for this problem type are allowed. Setting this field will cause allowed_model_families to be ignored.

  e.g. allowed_component_graphs = { "My_Graph": ["Imputer", "One Hot Encoder", "Random Forest Classifier"] }
- **allowed_model_families** (*list(str, ModelFamily)*) – The model families to search. The default of None searches over all model families. Run evalml.pipelines.components.utils.allowed_model_families("binary") to see options.

Change *binary* to *multiclass* or *regression* depending on the problem type. Note that if allowed_pipelines is provided, this parameter will be ignored.

- **data_splitter** (*sklearn.model_selection.BaseCrossValidator*) – Data splitting method to use. Defaults to StratifiedKFold.
- **tuner_class** – The tuner class to use. Defaults to SKOptTuner.
- **optimize_thresholds** (*bool*) – Whether or not to optimize the binary pipeline threshold. Defaults to True.
- **start_iteration_callback** (*callable*) – Function called before each pipeline training iteration. Callback function takes three positional parameters: The pipeline instance and the AutoMLSearch object.
- **add_result_callback** (*callable*) – Function called after each pipeline training iteration. Callback function takes three positional parameters: A dictionary containing the training results for the new pipeline, an untrained_pipeline containing the parameters used during training, and the AutoMLSearch object.
- **error_callback** (*callable*) – Function called when *search()* errors and raises an Exception. Callback function takes three positional parameters: the Exception raised, the traceback, and the AutoMLSearch object. Must also accepts kwargs, so AutoMLSearch is able to pass along other appropriate parameters by default. Defaults to None, which will call *log_error_callback*.
- **additional_objectives** (*list*) – Custom set of objectives to score on. Will override default objectives for problem type if not empty.
- **alternate_thresholding_objective** (*str*) – The objective to use for thresholding binary classification pipelines if the main objective provided isn't tuneable. Defaults to F1.
- **random_seed** (*int*) – Seed for the random number generator. Defaults to 0.
- **n_jobs** (*int or None*) – Non-negative integer describing level of parallelism used for pipelines. None and 1 are equivalent. If set to -1, all CPUs are used. For n_jobs below -1, (n_cpus + 1 + n_jobs) are used.
- **ensembling** (*boolean*) – If True, runs ensembling in a separate batch after every allowed pipeline class has been iterated over. If the number of unique pipelines to search over per batch is one, ensembling will not run. Defaults to False.
- **max_batches** (*int*) – The maximum number of batches of pipelines to search. Parameters max_time, and max_iterations have precedence over stopping the search.
- **problem_configuration** (*dict, None*) – Additional parameters needed to configure the search. For example, in time series problems, values should be passed in for the time_index, gap, forecast_horizon, and max_delay variables.
- **train_best_pipeline** (*boolean*) – Whether or not to train the best pipeline before returning it. Defaults to True.
- **pipeline_parameters** (*dict*) – A dict of the parameters used to initialize a pipeline with. Keys should consist of the component names and values should specify parameter values

  e.g. pipeline_parameters = { 'Imputer' : { 'numeric_impute_strategy': 'most_frequent' } }
- **custom_hyperparameters** (*dict*) – A dict of the hyperparameter ranges used to iterate over during search. Keys should consist of the component names and values should specify a singular value or skopt.Space.

e.g. custom_hyperparameters = { 'Imputer' : { 'numeric_impute_strategy': Categorical(['most_frequent', 'median']) } }

- **sampler_method** (*str*) – The data sampling component to use in the pipelines if the problem type is classification and the target balance is smaller than the sampler_balanced_ratio. Either 'auto', which will use our preferred sampler for the data, 'Undersampler', 'Oversampler', or None. Defaults to 'auto'.
- **sampler_balanced_ratio** (*float*) – The minority:majority class ratio that we consider balanced, so a 1:4 ratio would be equal to 0.25. If the class balance is larger than this provided value, then we will not add a sampler since the data is then considered balanced. Overrides the *sampler_ratio* of the samplers. Defaults to 0.25.
- **allow_long_running_models** (*bool*) – Whether or not to allow longer-running models for large multiclass problems. If False and no pipelines, component graphs, or model families are provided, AutoMLSearch will not use Elastic Net or XGBoost when there are more than 75 multiclass targets and will not use CatBoost when there are more than 150 multiclass targets. Defaults to False.
- **_ensembling_split_size** (*float*) – The amount of the training data we'll set aside for training ensemble metalearners. Only used when ensembling is True. Must be between 0 and 1, exclusive. Defaults to 0.2
- **_pipelines_per_batch** (*int*) – The number of pipelines to train for every batch after the first one. The first batch will train a baseline pipline + one of each pipeline family allowed in the search.
- **_automl_algorithm** (*str*) – The automl algorithm to use. Currently the two choices are 'iterative' and 'default'. Defaults to *iterative*.
- **engine** (*EngineBase or str*) – The engine instance used to evaluate pipelines. Dask or concurrent.futures engines can also be chosen by providing a string from the list ["sequential", "cf_threaded", "cf_process", "dask_threaded", "dask_process"]. If a parallel engine is selected this way, the maximum amount of parallelism, as determined by the engine, will be used. Defaults to "sequential".
- **verbose** (*boolean*) – Whether or not to display semi-real-time updates to stdout while search is running. Defaults to False.

Methods

add_to_rankings	Fits and evaluates a given pipeline then adds the results to the automl rankings with the requirement that automl search has been run.
best_pipeline	Returns a trained instance of the best pipeline and parameters found during automl search. If *train_best_pipeline* is set to False, returns an untrained pipeline instance.
close_engine	Function to explicitly close the engine, client, parallel resources.
describe_pipeline	Describe a pipeline.
full_rankings	Returns a pandas.DataFrame with scoring results from all pipelines searched.
get_ensembler_input_pipelines	Returns a list of input pipeline IDs given an ensembler pipeline ID.

continues on next page

Table 769 – continued from previous page

get_pipeline	Given the ID of a pipeline training result, returns an untrained instance of the specified pipeline initialized with the parameters used to train that pipeline during automl search.
load	Loads AutoML object at file path.
plot	Return an instance of the plot with the latest scores.
rankings	Returns a pandas.DataFrame with scoring results from the highest-scoring set of parameters used with each pipeline.
results	Class that allows access to a copy of the results from *automl_search*.
save	Saves AutoML object at file path.
score_pipelines	Score a list of pipelines on the given holdout data.
search	Find the best pipeline for the data set.
train_pipelines	Train a list of pipelines on the training data.

add_to_rankings(*self*, *pipeline*)

Fits and evaluates a given pipeline then adds the results to the automl rankings with the requirement that automl search has been run.

Parameters **pipeline** (*PipelineBase*) – pipeline to train and evaluate.

property best_pipeline(*self*)

Returns a trained instance of the best pipeline and parameters found during automl search. If *train_best_pipeline* is set to False, returns an untrained pipeline instance.

Returns A trained instance of the best pipeline and parameters found during automl search. If *train_best_pipeline* is set to False, returns an untrained pipeline instance.

Return type PipelineBase

Raises **PipelineNotFoundError** – If this is called before .search() is called.

close_engine(*self*)

Function to explicitly close the engine, client, parallel resources.

describe_pipeline(*self*, *pipeline_id*, *return_dict=False*)

Describe a pipeline.

Parameters

- **pipeline_id** (*int*) – pipeline to describe
- **return_dict** (*bool*) – If True, return dictionary of information about pipeline. Defaults to False.

Returns Description of specified pipeline. Includes information such as type of pipeline components, problem, training time, cross validation, etc.

Raises **PipelineNotFoundError** – If pipeline_id is not a valid ID.

property full_rankings(*self*)

Returns a pandas.DataFrame with scoring results from all pipelines searched.

get_ensembler_input_pipelines(*self*, *ensemble_pipeline_id*)

Returns a list of input pipeline IDs given an ensembler pipeline ID.

Parameters **ensemble_pipeline_id** (*id*) – Ensemble pipeline ID to get input pipeline IDs from.

Returns A list of ensemble input pipeline IDs.

Return type list[int]

Raises **ValueError** – If *ensemble_pipeline_id* does not correspond to a valid ensemble pipeline ID.

get_pipeline(*self*, *pipeline_id*)

Given the ID of a pipeline training result, returns an untrained instance of the specified pipeline initialized with the parameters used to train that pipeline during automl search.

Parameters **pipeline_id** (*int*) – Pipeline to retrieve.

Returns Untrained pipeline instance associated with the provided ID.

Return type PipelineBase

Raises **PipelineNotFoundError** – if pipeline_id is not a valid ID.

static load(*file_path*, *pickle_type='cloudpickle'*)

Loads AutoML object at file path.

Parameters

- **file_path** (*str*) – Location to find file to load
- **pickle_type** (*{"pickle", "cloudpickle"}*) – The pickling library to use. Currently not used since the standard pickle library can handle cloudpickles.

Returns AutoSearchBase object

property plot(*self*)

Return an instance of the plot with the latest scores.

property rankings(*self*)

Returns a pandas.DataFrame with scoring results from the highest-scoring set of parameters used with each pipeline.

property results(*self*)

Class that allows access to a copy of the results from *automl_search*.

Returns

Dictionary containing *pipeline_results*, a dict with results from each pipeline, and *search_order*, a list describing the order the pipelines were searched.

Return type dict

save(*self*, *file_path*, *pickle_type='cloudpickle'*, *pickle_protocol=cloudpickle.DEFAULT_PROTOCOL*)

Saves AutoML object at file path.

Parameters

- **file_path** (*str*) – Location to save file.
- **pickle_type** (*{"pickle", "cloudpickle"}*) – The pickling library to use.
- **pickle_protocol** (*int*) – The pickle data stream format.

Raises **ValueError** – If pickle_type is not "pickle" or "cloudpickle".

score_pipelines(*self*, *pipelines*, *X_holdout*, *y_holdout*, *objectives*)

Score a list of pipelines on the given holdout data.

Parameters

- **pipelines** (*list[PipelineBase]*) – List of pipelines to train.

- **X_holdout** (*pd.DataFrame*) – Holdout features.
- **y_holdout** (*pd.Series*) – Holdout targets for scoring.
- **objectives** (*list[str], list[ObjectiveBase]*) – Objectives used for scoring.

Returns Dictionary keyed by pipeline name that maps to a dictionary of scores. Note that the any pipelines that error out during scoring will not be included in the dictionary but the exception and stacktrace will be displayed in the log.

Return type dict[str, Dict[str, float]]

search(*self*, *show_iteration_plot=True*)

Find the best pipeline for the data set.

Parameters **show_iteration_plot** (*boolean, True*) – Shows an iteration vs. score plot in Jupyter notebook. Disabled by default in non-Jupyter enviroments.

Raises **AutoMLSearchException** – If all pipelines in the current AutoML batch produced a score of np.nan on the primary objective.

train_pipelines(*self*, *pipelines*)

Train a list of pipelines on the training data.

This can be helpful for training pipelines once the search is complete.

Parameters **pipelines** (*list[PipelineBase]*) – List of pipelines to train.

Returns Dictionary keyed by pipeline name that maps to the fitted pipeline. Note that the any pipelines that error out during training will not be included in the dictionary but the exception and stacktrace will be displayed in the log.

Return type Dict[str, PipelineBase]

evalml.**search**(*X_train=None*, *y_train=None*, *problem_type=None*, *objective='auto'*, *mode='fast'*, *max_time=None*, *patience=None*, *tolerance=None*, *problem_configuration=None*, *n_splits=3*, *verbose=False*)

Given data and configuration, run an automl search.

This method will run EvalML's default suite of data checks. If the data checks produce errors, the data check results will be returned before running the automl search. In that case we recommend you alter your data to address these errors and try again. This method is provided for convenience. If you'd like more control over when each of these steps is run, consider making calls directly to the various pieces like the data checks and AutoMLSearch, instead of using this method.

Parameters

- **X_train** (*pd.DataFrame*) – The input training data of shape [n_samples, n_features]. Required.
- **y_train** (*pd.Series*) – The target training data of length [n_samples]. Required for supervised learning tasks.
- **problem_type** (*str or ProblemTypes*) – Type of supervised learning problem. See evalml.problem_types.ProblemType.all_problem_types for a full list.
- **objective** (*str, ObjectiveBase*) – The objective to optimize for. Used to propose and rank pipelines, but not for optimizing each pipeline during fit-time. When set to 'auto', chooses: - LogLossBinary for binary classification problems, - LogLossMulticlass for multiclass classification problems, and - R2 for regression problems.
- **mode** (*str*) – mode for DefaultAlgorithm. There are two modes: fast and long, where fast is a subset of long. Please look at DefaultAlgorithm for more details.

- **max_time** (*int, str*) – Maximum time to search for pipelines. This will not start a new pipeline search after the duration has elapsed. If it is an integer, then the time will be in seconds. For strings, time can be specified as seconds, minutes, or hours.
- **patience** (*int*) – Number of iterations without improvement to stop search early. Must be positive. If None, early stopping is disabled. Defaults to None.
- **tolerance** (*float*) – Minimum percentage difference to qualify as score improvement for early stopping. Only applicable if patience is not None. Defaults to None.
- **problem_configuration** (*dict*) – Additional parameters needed to configure the search. For example, in time series problems, values should be passed in for the time_index, gap, forecast_horizon, and max_delay variables.
- **n_splits** (*int*) – Number of splits to use with the default data splitter.
- **verbose** (*boolean*) – Whether or not to display semi-real-time updates to stdout while search is running. Defaults to False.

Returns The automl search object containing pipelines and rankings, and the results from running the data checks. If the data check results contain errors, automl search will not be run and an automl search object will not be returned.

Return type (*AutoMLSearch*, dict)

Raises **ValueError** – If search configuration is not valid.

evalml.**search_iterative**(*X_train=None, y_train=None, problem_type=None, objective='auto', problem_configuration=None, n_splits=3, **kwargs*)

Given data and configuration, run an automl search.

This method will run EvalML's default suite of data checks. If the data checks produce errors, the data check results will be returned before running the automl search. In that case we recommend you alter your data to address these errors and try again. This method is provided for convenience. If you'd like more control over when each of these steps is run, consider making calls directly to the various pieces like the data checks and AutoMLSearch, instead of using this method.

Parameters

- **X_train** (*pd.DataFrame*) – The input training data of shape [n_samples, n_features]. Required.
- **y_train** (*pd.Series*) – The target training data of length [n_samples]. Required for supervised learning tasks.
- **problem_type** (*str or ProblemTypes*) – Type of supervised learning problem. See evalml.problem_types.ProblemType.all_problem_types for a full list.
- **objective** (*str, ObjectiveBase*) – The objective to optimize for. Used to propose and rank pipelines, but not for optimizing each pipeline during fit-time. When set to 'auto', chooses: - LogLossBinary for binary classification problems, - LogLossMulticlass for multiclass classification problems, and - R2 for regression problems.
- **problem_configuration** (*dict*) – Additional parameters needed to configure the search. For example, in time series problems, values should be passed in for the time_index, gap, forecast_horizon, and max_delay variables.
- **n_splits** (*int*) – Number of splits to use with the default data splitter.
- ***kwargs** – Other keyword arguments which are provided will be passed to AutoMLSearch.

Returns the automl search object containing pipelines and rankings, and the results from running the data checks. If the data check results contain errors, automl search will not be run and an automl search object will not be returned.

Return type (*AutoMLSearch*, dict)

Raises `ValueError` – If the search configuration is invalid.

CHAPTER

SIX

RELEASE NOTES

Future Releases

- Enhancements
- Fixes
- Changes
- Documentation Changes
- Testing Changes

Warning: Breaking Changes

v0.43.0 Jan. 25, 2022

- **Enhancements**
  - Updated new `NullDataCheck` to return a warning and suggest an action to impute columns with null values #3197
  - Updated `make_pipeline_from_actions` to handle null column imputation #3237
  - Updated data check actions API to return options instead of actions and add functionality to suggest and take action on columns with null values #3182
- **Fixes**
  - Fixed categorical data leaking into non-categorical sub-pipelines in `DefaultAlgorithm` #3209
  - Fixed Python 3.9 installation for prophet by updating `pmdarima` version in requirements #3268
  - Allowed DateTime columns to pass through PerColumnImputer without breaking #3267
- **Changes**
  - Updated `DataCheck validate()` output to return a dictionary instead of list for actions #3142
  - Updated `DataCheck validate()` API to use the new `DataCheckActionOption` class instead of `DataCheckAction` #3152
  - Uncapped numba version and removed it from requirements #3263
  - Renamed `HighlyNullDataCheck` to `NullDataCheck` #3197
  - Updated data check `validate()` output to return a list of warnings and errors instead of a dictionary #3244

  - Capped `pandas` at < 1.4.0 #3274
- Documentation Changes
- **Testing Changes**
  - Bumped minimum `IPython` version to 7.16.3 in `test-requirements.txt` based on dependabot feedback #3269

Warning:

Breaking Changes

- Renamed `HighlyNullDataCheck` to `NullDataCheck` #3197
- Updated data check `validate()` output to return a list of warnings and errors instead of a dictionary. See the Data Check or Data Check Actions pages (under User Guide) for examples. #3244
- Removed `impute_all` and `default_impute_strategy` parameters from the `PerColumnImputer` #3267
- Updated `PerColumnImputer` such that columns not specified in `impute_strategies` dict will not be imputed anymore #3267

v0.42.0 Jan. 18, 2022

- **Enhancements**
  - Required the separation of training and test data by `gap` + 1 units to be verified by `time_index` for time series problems #3208
  - Added support for boolean features for `ARIMARegressor` #3187
  - Updated dependency bot workflow to remove outdated description and add new configuration to delete branches automatically #3212
  - Added `n_obs` and `n_splits` to `TimeSeriesParametersDataCheck` error details #3246
- **Fixes**
  - Fixed classification pipelines to only accept target data with the appropriate number of classes #3185
  - Added support for time series in `DefaultAlgorithm` #3177
  - Standardized names of featurization components #3192
  - Removed empty cell in text_input.ipynb #3234
  - Removed potential prediction explanations failure when pipelines predicted a class with probability 1 #3221
  - Dropped NaNs before partial dependence grid generation #3235
  - Allowed prediction explanations to be json-serializable #3262
  - Fixed bug where `InvalidTargetDataCheck` would not check time series regression targets #3251
  - Fixed bug in `are_datasets_separated_by_gap_time_index` #3256
- **Changes**
  - Raised lowest compatible numpy version to 1.21.0 to address security concerns #3207
  - Changed the default objective to `MedianAE` from `R2` for time series regression #3205

  - Removed all-nan Unknown to Double logical conversion in `infer_feature_types` #3196
  - Checking the validity of holdout data for time series problems can be performed by calling `pipelines.utils.validate_holdout_datasets` prior to calling `predict` #3208
- Documentation Changes
- **Testing Changes**
  - Update auto approve workflow trigger and delete branch after merge #3265

Warning:

Breaking Changes

- Renamed `DateTime Featurizer Component` to `DateTime Featurizer` and `Natural Language Featurization Component` to `Natural Language Featurizer` #3192

v0.41.0 Jan. 06, 2022

- **Enhancements**
  - Added string support for DataCheckActionCode #3167
  - Added `DataCheckActionOption` class #3134
  - Add issue templates for bugs, feature requests and documentation improvements for GitHub #3199
- **Fixes**
  - Fix bug where prediction explanations `class_name` was shown as float for boolean targets #3179
  - Fixed bug in nightly linux tests #3189
- **Changes**
  - Removed usage of scikit-learn's `LabelEncoder` in favor of ours #3161
  - Removed nullable types checking from `infer_feature_types` #3156
  - Fixed `mean_cv_data` and `validation_score` values in AutoMLSearch.rankings to reflect cv score or `NaN` when appropriate #3162
- Documentation Changes
- **Testing Changes**
  - Updated tests to use new pipeline API instead of defining custom pipeline classes #3172
  - Add workflow to auto-merge dependency PRs if status checks pass #3184

v0.40.0 Dec. 22, 2021

- **Enhancements**
  - Added `TimeSeriesSplittingDataCheck` to `DefaultDataChecks` to verify adequate class representation in time series classification problems #3141
  - Added the ability to accept serialized features and skip computation in `DFSTransformer` #3106
  - Added support for known-in-advance features #3149

  - Added Holt-Winters `ExponentialSmoothingRegressor` for time series regression problems #3157
  - Required the separation of training and test data by `gap` + 1 units to be verified by `time_index` for time series problems #3160
- **Fixes**
  - Fixed error caused when tuning threshold for time series binary classification #3140
- **Changes**
  - `TimeSeriesParametersDataCheck` was added to `DefaultDataChecks` for time series problems #3139
  - Renamed `date_index` to `time_index` in `problem_configuration` for time series problems #3137
  - Updated `nlp-primitives` minimum version to 2.1.0 #3166
  - Updated minimum version of `woodwork` to v0.11.0 #3171
  - Revert *3160* until uninferrable frequency can be addressed earlier in the process #3198
- **Documentation Changes**
  - Added comments to provide clarity on doctests #3155
- **Testing Changes**
  - Parameterized tests in `test_datasets.py` #3145

Warning:

Breaking Changes

- Renamed `date_index` to `time_index` in `problem_configuration` for time series problems #3137

v0.39.0 Dec. 9, 2021

- **Enhancements**
  - Renamed `DelayedFeatureTransformer` to `TimeSeriesFeaturizer` and enhanced it to compute rolling features #3028
  - Added ability to impute only specific columns in `PerColumnImputer` #3123
  - Added `TimeSeriesParametersDataCheck` to verify the time series parameters are valid given the number of splits in cross validation #3111
- **Fixes**
  - Default parameters for `RFRegressorSelectFromModel` and `RFClassifierSelectFromModel` has been fixed to avoid selecting all features #3110
- **Changes**
  - Removed reliance on a datetime index for `ARIMARegressor` and `ProphetRegressor` #3104
  - Included target leakage check when fitting `ARIMARegressor` to account for the lack of `TimeSeriesFeaturizer` in `ARIMARegressor` based pipelines #3104
  - Cleaned up and refactored `InvalidTargetDataCheck` implementation and docstring #3122

  - Removed indices information from the output of `HighlyNullDataCheck`'s `validate()` method #3092
  - Added `ReplaceNullableTypes` component to prepare for handling pandas nullable types. #3090
  - Updated `make_pipeline` for handling pandas nullable types in preprocessing pipeline. #3129
  - Removed unused `EnsembleMissingPipelinesError` exception definition #3131
- Documentation Changes
- **Testing Changes**
  - Refactored tests to avoid using `importorskip` #3126
  - Added `skip_during_conda` test marker to skip tests that are not supposed to run during conda build #3127
  - Added `skip_if_39` test marker to skip tests that are not supposed to run during python 3.9 #3133

Warning:

Breaking Changes

- Renamed `DelayedFeatureTransformer` to `TimeSeriesFeaturizer` #3028
- `ProphetRegressor` now requires a datetime column in `X` represented by the `date_index` parameter #3104
- Renamed module `evalml.data_checks.invalid_target_data_check` to `evalml.data_checks.invalid_targets_data_check` #3122
- Removed unused `EnsembleMissingPipelinesError` exception definition #3131

v0.38.0 Nov. 27, 2021

- **Enhancements**
  - Added `data_check_name` attribute to the data check action class #3034
  - Added `NumWords` and `NumCharacters` primitives to `TextFeaturizer` and renamed `TextFeaturizer` to ``NaturalLanguageFeaturizer` #3030
  - Added support for `scikit-learn > 1.0.0` #3051
  - Required the `date_index` parameter to be specified for time series problems in `AutoMLSearch` #3041
  - Allowed time series pipelines to predict on test datasets whose length is less than or equal to the `forecast_horizon`. Also allowed the test set index to start at 0. #3071
  - Enabled time series pipeline to predict on data with features that are not known-in-advanced #3094
- **Fixes**
  - Added in error message when fit and predict/predict_proba data types are different #3036
  - Fixed bug where ensembling components could not get converted to JSON format #3049
  - Fixed bug where components with tuned integer hyperparameters could not get converted to JSON format #3049

  - Fixed bug where force plots were not displaying correct feature values #3044
  - Included confusion matrix at the pipeline threshold for `find_confusion_matrix_per_threshold` #3080
  - Fixed bug where One Hot Encoder would error out if a non-categorical feature had a missing value #3083
  - Fixed bug where features created from categorical columns by `Delayed Feature Transformer` would be inferred as categorical #3083
- **Changes**
  - Delete `predict_uses_y` estimator attribute #3069
  - Change `DateTimeFeaturizer` to use corresponding Featuretools primitives #3081
  - Updated `TargetDistributionDataCheck` to return metadata details as floats rather strings #3085
  - Removed dependency on `psutil` package #3093
- **Documentation Changes**
  - Updated docs to use data check action methods rather than manually cleaning data #3050
- **Testing Changes**
  - Updated integration tests to use `make_pipeline_from_actions` instead of private method #3047

Warning:

Breaking Changes

- Added `data_check_name` attribute to the data check action class #3034
- Renamed `TextFeaturizer` to ``NaturalLanguageFeaturizer` #3030
- Updated the `Pipeline.graph_json` function to return a dictionary of "from" and "to" edges instead of tuples #3049
- Delete `predict_uses_y` estimator attribute #3069
- Changed time series problems in `AutoMLSearch` to need a not-`None` `date_index` #3041
- Changed the `DelayedFeatureTransformer` to throw a `ValueError` during fit if the `date_index` is `None` #3041
- Passing `X=None` to `DelayedFeatureTransformer` is deprecated #3041

v0.37.0 Nov. 9, 2021

- **Enhancements**
  - Added `find_confusion_matrix_per_threshold` to Model Understanding #2972
  - Limit computationally-intensive models during `AutoMLSearch` for certain multiclass problems, allow for opt-in with parameter `allow_long_running_models` #2982
  - Added support for stacked ensemble pipelines to prediction explanations module #2971
  - Added integration tests for data checks and data checks actions workflow #2883
  - Added a change in pipeline structure to handle categorical columns separately for pipelines in `DefaultAlgorithm` #2986

  - Added an algorithm to `DelayedFeatureTransformer` to select better lags #3005
  - Added test to ensure pickling pipelines preserves thresholds #3027
  - Added AutoML function to access ensemble pipeline's input pipelines IDs #3011
  - Added ability to define which class is "positive" for label encoder in binary classification case #3033
- **Fixes**
  - Fixed bug where `Oversampler` didn't consider boolean columns to be categorical #2980
  - Fixed permutation importance failing when target is categorical #3017
  - Updated estimator and pipelines' `predict`, `predict_proba`, `transform`, `inverse_transform` methods to preserve input indices #2979
  - Updated demo dataset link for daily min temperatures #3023
- **Changes**
  - Updated `OutliersDataCheck` and `UniquenessDataCheck` and allow for the suspension of the Nullable types error #3018
- **Documentation Changes**
  - Fixed cost benefit matrix demo formatting #2990
  - Update ReadMe.md with new badge links and updated installation instructions for conda #2998
  - Added more comprehensive doctests #3002

v0.36.0 Oct. 27, 2021

- **Enhancements**
  - Added LIME as an algorithm option for `explain_predictions` and `explain_predictions_best_worst` #2905
  - Standardized data check messages and added default "rows" and "columns" to data check message details dictionary #2869
  - Added `rows_of_interest` to pipeline utils #2908
  - Added support for woodwork version `0.8.2` #2909
  - Enhanced the `DateTimeFeaturizer` to handle `NaNs` in date features #2909
  - Added support for woodwork logical types `PostalCode`, `SubRegionCode`, and `CountryCode` in model understanding tools #2946
  - Added Vowpal Wabbit regressor and classifiers #2846
  - Added *NoSplit* data splitter for future unsupervised learning searches #2958
  - Added method to convert actions into a preprocessing pipeline #2968
- **Fixes**
  - Fixed bug where partial dependence was not respecting the ww schema #2929
  - Fixed `calculate_permutation_importance` for datetimes on `StandardScaler` #2938
  - Fixed `SelectColumns` to only select available features for feature selection in `DefaultAlgorithm` #2944
  - Fixed `DropColumns` component not receiving parameters in `DefaultAlgorithm` #2945

  - Fixed bug where trained binary thresholds were not being returned by `get_pipeline` or `clone` #2948
  - Fixed bug where `Oversampler` selected ww logical categorical instead of ww semantic category #2946
- **Changes**
  - Changed `make_pipeline` function to place the `DateTimeFeaturizer` prior to the `Imputer` so that `NaN` dates can be imputed #2909
  - Refactored `OutliersDataCheck` and `HighlyNullDataCheck` to add more descriptive metadata #2907
  - Bumped minimum version of `dask` from 2021.2.0 to 2021.10.0 #2978
- **Documentation Changes**
  - Added back Future Release section to release notes #2927
  - Updated CI to run doctest (docstring tests) and apply necessary fixes to docstrings #2933
  - Added documentation for `BinaryClassificationPipeline` thresholding #2937
- **Testing Changes**
  - Fixed dependency checker to catch full names of packages #2930
  - Refactored `build_conda_pkg` to work from a local recipe #2925
  - Refactored component test for different environments #2957

Warning:

Breaking Changes

- Standardized data check messages and added default "rows" and "columns" to data check message details dictionary. This may change the number of messages returned from a data check. #2869

v0.35.0 Oct. 14, 2021

- **Enhancements**
  - Added human-readable pipeline explanations to model understanding #2861
  - Updated to support Featuretools 1.0.0 and nlp-primitives 2.0.0 #2848
- **Fixes**
  - Fixed bug where `long` mode for the top level search method was not respected #2875
  - Pinned `cmdstan` to `0.28.0` in `cmdstan-builder` to prevent future breaking of support for Prophet #2880
  - Added `Jarque-Bera` to the `TargetDistributionDataCheck` #2891
- **Changes**
  - Updated pipelines to use a label encoder component instead of doing encoding on the pipeline level #2821
  - Deleted scikit-learn ensembler #2819
  - Refactored pipeline building logic out of `AutoMLSearch` and into `IterativeAlgorithm` #2854

  - Refactored names for methods in `ComponentGraph` and `PipelineBase` #2902
- **Documentation Changes**
  - Updated `install.ipynb` to reflect flexibility for `cmdstan` version installation #2880
  - Updated the conda section of our contributing guide #2899
- **Testing Changes**
  - Updated `test_all_estimators` to account for Prophet being allowed for Python 3.9 #2892
  - Updated linux tests to use `cmdstan-builder==0.0.8` #2880

Warning:

Breaking Changes

- Updated pipelines to use a label encoder component instead of doing encoding on the pipeline level. This means that pipelines will no longer automatically encode non-numerical targets. Please use a label encoder if working with classification problems and non-numeric targets. #2821
- Deleted scikit-learn ensembler #2819
- `IterativeAlgorithm` now requires X, y, problem_type as required arguments as well as sampler_name, allowed_model_families, allowed_component_graphs, max_batches, and verbose as optional arguments #2854
- Changed method names of `fit_features` and `compute_final_component_features` to `fit_and_transform_all_but_final` and `transform_all_but_final` in `ComponentGraph`, and `compute_estimator_features` to `transform_all_but_final` in pipeline classes #2902

v0.34.0 Sep. 30, 2021

- **Enhancements**
  - Updated to work with Woodwork 0.8.1 #2783
  - Added validation that `training_data` and `training_target` are not `None` in prediction explanations #2787
  - Added support for training-only components in pipelines and component graphs #2776
  - Added default argument for the parameters value for `ComponentGraph.instantiate` #2796
  - Added `TIME_SERIES_REGRESSION` to `LightGBMRegressor's` supported problem types #2793
  - Provided a JSON representation of a pipeline's DAG structure #2812
  - Added validation to holdout data passed to `predict` and `predict_proba` for time series #2804
  - Added information about which row indices are outliers in `OutliersDataCheck` #2818
  - Added verbose flag to top level `search()` method #2813
  - Added support for linting jupyter notebooks and clearing the executed cells and empty cells #2829 #2837
  - Added "DROP_ROWS" action to output of `OutliersDataCheck.validate()` #2820

  - Added the ability of `AutoMLSearch` to accept a `SequentialEngine` instance as engine input #2838
  - Added new label encoder component to EvalML #2853
  - Added our own partial dependence implementation #2834
- **Fixes**
  - Fixed bug where `calculate_permutation_importance` was not calculating the right value for pipelines with target transformers #2782
  - Fixed bug where transformed target values were not used in `fit` for time series pipelines #2780
  - Fixed bug where `score_pipelines` method of `AutoMLSearch` would not work for time series problems #2786
  - Removed `TargetTransformer` class #2833
  - Added tests to verify `ComponentGraph` support by pipelines #2830
  - Fixed incorrect parameter for baseline regression pipeline in `AutoMLSearch` #2847
  - Fixed bug where the desired estimator family order was not respected in `IterativeAlgorithm` #2850
- **Changes**
  - Changed woodwork initialization to use partial schemas #2774
  - Made `Transformer.transform()` an abstract method #2744
  - Deleted `EmptyDataChecks` class #2794
  - Removed data check for checking log distributions in `make_pipeline` #2806
  - Changed the minimum `woodwork` version to 0.8.0 #2783
  - Pinned `woodwork` version to 0.8.0 #2832
  - Removed `model_family` attribute from `ComponentBase` and transformers #2828
  - Limited `scikit-learn` until new features and errors can be addressed #2842
  - Show DeprecationWarning when Sklearn Ensemblers are called #2859
- **Testing Changes**
  - Updated matched assertion message regarding monotonic indices in polynomial detrender tests #2811
  - Added a test to make sure pip versions match conda versions #2851

Warning:

Breaking Changes

- Made `Transformer.transform()` an abstract method #2744
- Deleted `EmptyDataChecks` class #2794
- Removed data check for checking log distributions in `make_pipeline` #2806

v0.33.0 Sep. 15, 2021

- Enhancements

- **Fixes**
  - Fixed bug where warnings during `make_pipeline` were not being raised to the user #2765
- **Changes**
  - Refactored and removed `SamplerBase` class #2775
- **Documentation Changes**
  - Added docstring linting packages `pydocstyle` and `darglint` to *make-lint* command #2670
- Testing Changes

Warning: Breaking Changes

v0.32.1 Sep. 10, 2021

- **Enhancements**
  - Added `verbose` flag to `AutoMLSearch` to run search in silent mode by default #2645
  - Added label encoder to `XGBoostClassifier` to remove the warning #2701
  - Set `eval_metric` to `logloss` for `XGBoostClassifier` #2741
  - Added support for `woodwork` versions `0.7.0` and `0.7.1` #2743
  - Changed `explain_predictions` functions to display original feature values #2759
  - Added `X_train` and `y_train` to `graph_prediction_vs_actual_over_time` and `get_prediction_vs_actual_over_time_data` #2762
  - Added `forecast_horizon` as a required parameter to time series pipelines and `AutoMLSearch` #2697
  - Added `predict_in_sample` and `predict_proba_in_sample` methods to time series pipelines to predict on data where the target is known, e.g. cross-validation #2697
- **Fixes**
  - Fixed bug where `_catch_warnings` assumed all warnings were `PipelineNotUsed` #2753
  - Fixed bug where `Imputer.transform` would erase ww typing information prior to handing data to the `SimpleImputer` #2752
  - Fixed bug where `Oversampler` could not be copied #2755
- **Changes**
  - Deleted `drop_nan_target_rows` utility method #2737
  - Removed default logging setup and debugging log file #2645
  - Changed the default n_jobs value for `XGBoostClassifier` and `XGBoostRegressor` to 12 #2757
  - Changed `TimeSeriesBaselineEstimator` to only work on a time series pipeline with a `DelayedFeaturesTransformer` #2697
  - Added `X_train` and `y_train` as optional parameters to pipeline `predict`, `predict_proba`. Only used for time series pipelines #2697
  - Added `training_data` and `training_target` as optional parameters to `explain_predictions` and `explain_predictions_best_worst` to support time series pipelines #2697

  - Changed time series pipeline predictions to no longer output series/dataframes padded with NaNs. A prediction will be returned for every row in the *X* input #2697

- **Documentation Changes**
  - Specified installation steps for Prophet #2713
  - Added documentation for data exploration on data check actions #2696
  - Added a user guide entry for time series modelling #2697
- **Testing Changes**
  - Fixed flaky `TargetDistributionDataCheck` test for very_lognormal distribution #2748

Warning:

Breaking Changes

- Removed default logging setup and debugging log file #2645
- Added `X_train` and `y_train` to `graph_prediction_vs_actual_over_time` and `get_prediction_vs_actual_over_time_data` #2762
- Added `forecast_horizon` as a required parameter to time series pipelines and `AutoMLSearch` #2697
- Changed `TimeSeriesBaselineEstimator` to only work on a time series pipeline with a `DelayedFeaturesTransformer` #2697
- Added `X_train` and `y_train` as required parameters for `predict` and `predict_proba` in time series pipelines #2697
- Added `training_data` and `training_target` as required parameters to `explain_predictions` and `explain_predictions_best_worst` for time series pipelines #2697

v0.32.0 Aug. 31, 2021

- **Enhancements**
  - Allow string for `engine` parameter for `AutoMLSearch`#2667
  - Add `ProphetRegressor` to AutoML #2619
  - Integrated `DefaultAlgorithm` into `AutoMLSearch` #2634
  - Removed SVM "linear" and "precomputed" kernel hyperparameter options, and improved default parameters #2651
  - Updated `ComponentGraph` initalization to raise `ValueError` when user attempts to use `.y` for a component that does not produce a tuple output #2662
  - Updated to support Woodwork 0.6.0 #2690
  - Updated pipeline `graph()` to distingush X and y edges #2654
  - Added `DropRowsTransformer` component #2692
  - Added `DROP_ROWS` to `_make_component_list_from_actions` and clean up metadata #2694
  - Add new ensembler component #2653
- **Fixes**

  - Updated Oversampler logic to select best SMOTE based on component input instead of pipeline input #2695
  - Added ability to explicitly close DaskEngine resources to improve runtime and reduce Dask warnings #2667
  - Fixed partial dependence bug for ensemble pipelines #2714
  - Updated `TargetLeakageDataCheck` to maintain user-selected logical types #2711
- **Changes**
  - Replaced `SMOTEOversampler`, `SMOTENOversampler` and `SMOTENCOversampler` with consolidated `Oversampler` component #2695
  - Removed `LinearRegressor` from the list of default `AutoMLSearch` estimators due to poor performance #2660
- **Documentation Changes**
  - Added user guide documentation for using `ComponentGraph` and added `ComponentGraph` to API reference #2673
  - Updated documentation to make parallelization of AutoML clearer #2667
- **Testing Changes**
  - Removes the process-level parallelism from the `test_cancel_job` test #2666
  - Installed numba 0.53 in windows CI to prevent problems installing version 0.54 #2710

Warning:

Breaking Changes

- Renamed the current top level `search` method to `search_iterative` and defined a new `search` method for the `DefaultAlgorithm` #2634
- Replaced `SMOTEOversampler`, `SMOTENOversampler` and `SMOTENCOversampler` with consolidated `Oversampler` component #2695
- Removed `LinearRegressor` from the list of default `AutoMLSearch` estimators due to poor performance #2660

v0.31.0 Aug. 19, 2021

- **Enhancements**
  - Updated the high variance check in AutoMLSearch to be robust to a variety of objectives and cv scores #2622
  - Use Woodwork's outlier detection for the `OutliersDataCheck` #2637
  - Added ability to utilize instantiated components when creating a pipeline #2643
  - Sped up the all Nan and unknown check in `infer_feature_types` #2661
- Fixes
- **Changes**
  - Deleted `_put_into_original_order` helper function #2639
  - Refactored time series pipeline code using a time series pipeline base class #2649
  - Renamed `dask_tests` to `parallel_tests` #2657

  - Removed commented out code in `pipeline_meta.py` #2659
- **Documentation Changes**
  - Add complete install command to README and Install section #2627
  - Cleaned up documentation for `MulticollinearityDataCheck` #2664
- **Testing Changes**
  - Speed up CI by splitting Prophet tests into a separate workflow in GitHub #2644

> **Warning:**
>
> **Breaking Changes**
>
> - `TimeSeriesRegressionPipeline` no longer inherits from `TimeSeriesRegressionPipeline` #2649

v0.30.2 Aug. 16, 2021

- **Fixes**
  - Updated changelog and version numbers to match the release. Release 0.30.1 was release erroneously without a change to the version numbers. 0.30.2 replaces it.

v0.30.1 Aug. 12, 2021

- **Enhancements**
  - Added `DatetimeFormatDataCheck` for time series problems #2603
  - Added `ProphetRegressor` to estimators #2242
  - Updated `ComponentGraph` to handle not calling samplers' transform during predict, and updated samplers' transform methods s.t. `fit_transform` is equivalent to `fit(X, y).transform(X, y)` #2583
  - Updated `ComponentGraph` `_validate_component_dict` logic to be stricter about input values #2599
  - Patched bug in `xgboost` estimators where predicting on a feature matrix of only booleans would throw an exception. #2602
  - Updated `ARIMARegressor` to use relative forecasting to predict values #2613
  - Added support for creating pipelines without an estimator as the final component and added `transform(X, y)` method to pipelines and component graphs #2625
  - Updated to support Woodwork 0.5.1 #2610
- **Fixes**
  - Updated `AutoMLSearch` to drop `ARIMARegressor` from `allowed_estimators` if an incompatible frequency is detected #2632
  - Updated `get_best_sampler_for_data` to consider all non-numeric datatypes as categorical for SMOTE #2590
  - Fixed inconsistent test results from *TargetDistributionDataCheck* #2608
  - Adopted vectorized pd.NA checking for Woodwork 0.5.1 support #2626
  - Pinned upper version of astroid to 2.6.6 to keep ReadTheDocs working. #2638
- **Changes**

  - Renamed SMOTE samplers to SMOTE oversampler #2595
  - Changed `partial_dependence` and `graph_partial_dependence` to raise a `PartialDependenceError` instead of `ValueError`. This is not a breaking change because `PartialDependenceError` is a subclass of `ValueError` #2604
  - Cleaned up code duplication in `ComponentGraph` #2612
  - Stored predict_proba results in .x for intermediate estimators in ComponentGraph #2629
- **Documentation Changes**
  - To avoid local docs build error, only add warning disable and download headers on ReadTheDocs builds, not locally #2617
- **Testing Changes**
  - Updated partial_dependence tests to change the element-wise comparison per the Plotly 5.2.1 upgrade #2638
  - Changed the lint CI job to only check against python 3.9 via the *-t* flag #2586
  - Installed Prophet in linux nightlies test and fixed `test_all_components` #2598
  - Refactored and fixed all `make_pipeline` tests to assert correct order and address new Woodwork Unknown type inference #2572
  - Removed `component_graphs` as a global variable in `test_component_graphs.py` #2609

Warning:

Breaking Changes

- Renamed SMOTE samplers to SMOTE oversampler. Please use `SMOTEOversampler`, `SMOTENCOversampler`, `SMOTENOversampler` instead of `SMOTESampler`, `SMOTENCSampler`, and `SMOTENSampler` #2595

v0.30.0 Aug. 3, 2021

- **Enhancements**
  - Added `LogTransformer` and `TargetDistributionDataCheck` #2487
  - Issue a warning to users when a pipeline parameter passed in isn't used in the pipeline #2564
  - Added Gini coefficient as an objective #2544
  - Added `repr` to `ComponentGraph` #2565
  - Added components to extract features from `URL` and `EmailAddress` Logical Types #2550
  - Added support for *NaN* values in `TextFeaturizer` #2532
  - Added `SelectByType` transformer #2531
  - Added separate thresholds for percent null rows and columns in `HighlyNullDataCheck` #2562
  - Added support for *NaN* natural language values #2577
- **Fixes**
  - Raised error message for types `URL`, `NaturalLanguage`, and `EmailAddress` in `partial_dependence` #2573

- **Changes**
  - Updated `PipelineBase` implementation for creating pipelines from a list of components #2549
  - Moved `get_hyperparameter_ranges` to `PipelineBase` class from automl/utils module #2546
  - Renamed `ComponentGraph`'s `get_parents` to `get_inputs` #2540
  - Removed `ComponentGraph.linearized_component_graph` and `ComponentGraph.from_list` #2556
  - Updated `ComponentGraph` to enforce requiring *.x* and *.y* inputs for each component in the graph #2563
  - Renamed existing ensembler implementation from `StackedEnsemblers` to `SklearnStackedEnsemblers` #2578
- **Documentation Changes**
  - Added documentation for `DaskEngine` and `CFEngine` parallel engines #2560
  - Improved detail of `TextFeaturizer` docstring and tutorial #2568
- **Testing Changes**
  - Added test that makes sure `split_data` does not shuffle for time series problems #2552

Warning:

Breaking Changes

- Moved `get_hyperparameter_ranges` to `PipelineBase` class from automl/utils module #2546
- Renamed `ComponentGraph`'s `get_parents` to `get_inputs` #2540
- Removed `ComponentGraph.linearized_component_graph` and `ComponentGraph.from_list` #2556
- Updated `ComponentGraph` to enforce requiring *.x* and *.y* inputs for each component in the graph #2563

v0.29.0 Jul. 21, 2021

- **Enhancements**
  - Updated 1-way partial dependence support for datetime features #2454
  - Added details on how to fix error caused by broken ww schema #2466
  - Added ability to use built-in pickle for saving AutoMLSearch #2463
  - Updated our components and component graphs to use latest features of ww 0.4.1, e.g. `concat_columns` and drop in-place. #2465
  - Added new, concurrent.futures based engine for parallel AutoML #2506
  - Added support for new Woodwork `Unknown` type in AutoMLSearch #2477
  - Updated our components with an attribute that describes if they modify features or targets and can be used in list API for pipeline initialization #2504
  - Updated `ComponentGraph` to accept X and y as inputs #2507

  - Removed unused `TARGET_BINARY_INVALID_VALUES` from `DataCheckMessageCode` enum and fixed formatting of objective documentation #2520
  - Added `EvalMLAlgorithm` #2525
  - Added support for *NaN* values in `TextFeaturizer` #2532
- **Fixes**
  - Fixed `FraudCost` objective and reverted threshold optimization method for binary classification to `Golden` #2450
  - Added custom exception message for partial dependence on features with scales that are too small #2455
  - Ensures the typing for Ordinal and Datetime ltypes are passed through _retain_custom_types_and_initalize_woodwork #2461
  - Updated to work with Pandas 1.3.0 #2442
  - Updated to work with sktime 0.7.0 #2499
- **Changes**
  - Updated XGBoost dependency to `>=1.4.2` #2484, #2498
  - Added a `DeprecationWarning` about deprecating the list API for `ComponentGraph` #2488
  - Updated `make_pipeline` for AutoML to create dictionaries, not lists, to initialize pipelines #2504
  - No longer installing graphviz on windows in our CI pipelines because release 0.17 breaks windows 3.7 #2516
- **Documentation Changes**
  - Moved docstrings from `__init__` to class pages, added missing docstrings for missing classes, and updated missing default values #2452
  - Build documentation with sphinx-autoapi #2458
  - Change `autoapi_ignore` to only ignore files in `evalml/tests/*` #2530
- **Testing Changes**
  - Fixed flaky dask tests #2471
  - Removed shellcheck action from `build_conda_pkg` action #2514
  - Added a tmp_dir fixture that deletes its contents after tests run #2505
  - Added a test that makes sure all pipelines in `AutoMLSearch` get the same data splits #2513
  - Condensed warning output in test logs #2521

Warning:

Breaking Changes

- *NaN* values in the *Natural Language* type are no longer supported by the Imputer with the pandas upgrade. #2477

v0.28.0 Jul. 2, 2021

- **Enhancements**

  - Added support for showing a Individual Conditional Expectations plot when graphing Partial Dependence #2386
  - Exposed `thread_count` for Catboost estimators as `n_jobs` parameter #2410
  - Updated Objectives API to allow for sample weighting #2433
- **Fixes**
  - Deleted unreachable line from `IterativeAlgorithm` #2464
- **Changes**
  - Pinned Woodwork version between 0.4.1 and 0.4.2 #2460
  - Updated psutils minimum version in requirements #2438
  - Updated `log_error_callback` to not include filepath in logged message #2429
- **Documentation Changes**
  - Sped up docs #2430
  - Removed mentions of `DataTable` and `DataColumn` from the docs #2445
- **Testing Changes**
  - Added slack integration for nightlies tests #2436
  - Changed `build_conda_pkg` CI job to run only when dependencies are updates #2446
  - Updated workflows to store pytest runtimes as test artifacts #2448
  - Added `AutoMLTestEnv` test fixture for making it easy to mock automl tests #2406

v0.27.0 Jun. 22, 2021

- **Enhancements**
  - Adds force plots for prediction explanations #2157
  - Removed self-reference from `AutoMLSearch` #2304
  - Added support for nonlinear pipelines for `generate_pipeline_code` #2332
  - Added `inverse_transform` method to pipelines #2256
  - Add optional automatic update checker #2350
  - Added `search_order` to `AutoMLSearch`'s `rankings` and `full_rankings` tables #2345
  - Updated threshold optimization method for binary classification #2315
  - Updated demos to pull data from S3 instead of including demo data in package #2387
  - Upgrade woodwork version to v0.4.1 #2379
- **Fixes**
  - Preserve user-specified woodwork types throughout pipeline fit/predict #2297
  - Fixed `ComponentGraph` appending target to `final_component_features` if there is a component that returns both X and y #2358
  - Fixed partial dependence graph method failing on multiclass problems when the class labels are numeric #2372
  - Added `thresholding_objective` argument to `AutoMLSearch` for binary classification problems #2320

  - Added change for `k_neighbors` parameter in SMOTE Oversamplers to automatically handle small samples #2375
  - Changed naming for `Logistic Regression Classifier` file #2399
  - Pinned pytest-timeout to fix minimum dependence checker #2425
  - Replaced `Elastic Net Classifier` base class with `Logistsic Regression` to avoid `NaN` outputs #2420
- **Changes**
  - Cleaned up `PipelineBase`'s `component_graph` and `_component_graph` attributes. Updated `PipelineBase` `__repr__` and added `__eq__` for `ComponentGraph` #2332
  - Added and applied `black` linting package to the EvalML repo in place of `autopep8` #2306
  - Separated *custom_hyperparameters* from pipelines and added them as an argument to `AutoMLSearch` #2317
  - Replaced *allowed_pipelines* with *allowed_component_graphs* #2364
  - Removed private method `_compute_features_during_fit` from `PipelineBase` #2359
  - Updated `compute_order` in `ComponentGraph` to be a read-only property #2408
  - Unpinned PyZMQ version in requirements.txt #2389
  - Uncapping LightGBM version in requirements.txt #2405
  - Updated minimum version of plotly #2415
  - Removed `SensitivityLowAlert` objective from core objectives #2418
- **Documentation Changes**
  - Fixed lead scoring weights in the demos documentation #2315
  - Fixed start page code and description dataset naming discrepancy #2370
- **Testing Changes**
  - Update minimum unit tests to run on all pull requests #2314
  - Pass token to authorize uploading of codecov reports #2344
  - Add `pytest-timeout`. All tests that run longer than 6 minutes will fail. #2374
  - Separated the dask tests out into separate github action jobs to isolate dask failures. #2376
  - Refactored dask tests #2377
  - Added the combined dask/non-dask unit tests back and renamed the dask only unit tests. #2382
  - Sped up unit tests and split into separate jobs #2365
  - Change CI job names, run lint for python 3.9, run nightlies on python 3.8 at 3am EST #2395 #2398
  - Set fail-fast to false for CI jobs that run for PRs #2402

Warning:

Breaking Changes

- *AutoMLSearch* will accept *allowed_component_graphs* instead of *allowed_pipelines* #2364

- Removed `PipelineBase`'s `_component_graph` attribute. Updated `PipelineBase` `__repr__` and added `__eq__` for `ComponentGraph` #2332
- *pipeline_parameters* will no longer accept *skopt.space* variables since hyperparameter ranges will now be specified through *custom_hyperparameters* #2317

v0.25.0 Jun. 01, 2021

- **Enhancements**
  - Upgraded minimum woodwork to version 0.3.1. Previous versions will not be supported #2181
  - Added a new callback parameter for `explain_predictions_best_worst` #2308
- Fixes
- **Changes**
  - Deleted the `return_pandas` flag from our demo data loaders #2181
  - Moved `default_parameters` to `ComponentGraph` from `PipelineBase` #2307
- **Documentation Changes**
  - Updated the release procedure documentation #2230
- **Testing Changes**
  - Ignoring `test_saving_png_file` while building conda package #2323

Warning:

Breaking Changes

- Deleted the `return_pandas` flag from our demo data loaders #2181
- Upgraded minimum woodwork to version 0.3.1. Previous versions will not be supported #2181
- Due to the weak-ref in woodwork, set the result of `infer_feature_types` to a variable before accessing woodwork #2181

v0.24.2 May. 24, 2021

- **Enhancements**
  - Added oversamplers to AutoMLSearch #2213 #2286
  - Added dictionary input functionality for `Undersampler` component #2271
  - Changed the default parameter values for `Elastic Net Classifier` and `Elastic Net Regressor` #2269
  - Added dictionary input functionality for the Oversampler components #2288
- **Fixes**
  - Set default *n_jobs* to 1 for *StackedEnsembleClassifier* and *StackedEnsembleRegressor* until fix for text-based parallelism in sklearn stacking can be found #2295
- **Changes**
  - Updated `start_iteration_callback` to accept a pipeline instance instead of a pipeline class and no longer accept pipeline parameters as a parameter #2290

  - Refactored `calculate_permutation_importance` method and add per-column permutation importance method #2302
  - Updated logging information in `AutoMLSearch.__init__` to clarify pipeline generation #2263
- **Documentation Changes**
  - Minor changes to the release procedure #2230
- **Testing Changes**
  - Use codecov action to update coverage reports #2238
  - Removed MarkupSafe dependency version pin from requirements.txt and moved instead into RTD docs build CI #2261

> **Warning:**
>
> **Breaking Changes**
>
> - Updated `start_iteration_callback` to accept a pipeline instance instead of a pipeline class and no longer accept pipeline parameters as a parameter #2290
> - Moved `default_parameters` to `ComponentGraph` from `PipelineBase`. A pipeline's `default_parameters` is now accessible via `pipeline.component_graph.default_parameters` #2307

v0.24.1 May. 16, 2021

- **Enhancements**
  - Integrated `ARIMARegressor` into AutoML #2009
  - Updated `HighlyNullDataCheck` to also perform a null row check #2222
  - Set `max_depth` to 1 in calls to featuretools dfs #2231
- **Fixes**
  - Removed data splitter sampler calls during training #2253
  - Set minimum required version for for pyzmq, colorama, and docutils #2254
  - Changed BaseSampler to return None instead of y #2272
- **Changes**
  - Removed ensemble split and indices in `AutoMLSearch` #2260
  - Updated pipeline `repr()` and `generate_pipeline_code` to return pipeline instances without generating custom pipeline class #2227
- **Documentation Changes**
  - Capped Sphinx version under 4.0.0 #2244
- **Testing Changes**
  - Change number of cores for pytest from 4 to 2 #2266
  - Add minimum dependency checker to generate minimum requirement files #2267
  - Add unit tests with minimum dependencies #2277

v0.24.0 May. 04, 2021

- **Enhancements**
  - Added *date_index* as a required parameter for TimeSeries problems #2217
  - Have the `OneHotEncoder` return the transformed columns as booleans rather than floats #2170
  - Added Oversampler transformer component to EvalML #2079
  - Added Undersampler to AutoMLSearch, as well as arguments `_sampler_method` and `sampler_balanced_ratio` #2128
  - Updated prediction explanations functions to allow pipelines with XGBoost estimators #2162
  - Added partial dependence for datetime columns #2180
  - Update precision-recall curve with positive label index argument, and fix for 2d predicted probabilities #2090
  - Add pct_null_rows to `HighlyNullDataCheck` #2211
  - Added a standalone AutoML *search* method for convenience, which runs data checks and then runs automl #2152
  - Make the first batch of AutoML have a predefined order, with linear models first and complex models last #2223 #2225
  - Added sampling dictionary support to `BalancedClassficationSampler` #2235
- **Fixes**
  - Fixed partial dependence not respecting grid resolution parameter for numerical features #2180
  - Enable prediction explanations for catboost for multiclass problems #2224
- **Changes**
  - Deleted baseline pipeline classes #2202
  - Reverting user specified date feature PR #2155 until *pmdarima* installation fix is found #2214
  - Updated pipeline API to accept component graph and other class attributes as instance parameters. Old pipeline API still works but will not be supported long-term. #2091
  - Removed all old datasplitters from EvalML #2193
  - Deleted `make_pipeline_from_components` #2218
- **Documentation Changes**
  - Renamed dataset to clarify that its gzipped but not a tarball #2183
  - Updated documentation to use pipeline instances instead of pipeline subclasses #2195
  - Updated contributing guide with a note about GitHub Actions permissions #2090
  - Updated automl and model understanding user guides #2090
- **Testing Changes**
  - Use machineFL user token for dependency update bot, and add more reviewers #2189

Warning:

Breaking Changes

- All baseline pipeline classes (`BaselineBinaryPipeline`, `BaselineMulticlassPipeline`, `BaselineRegressionPipeline`, etc.) have been deleted #2202
- Updated pipeline API to accept component graph and other class attributes as instance parameters. Old pipeline API still works but will not be supported long-term. Pipelines can now be initialized by specifying the component graph as the first parameter, and then passing in optional arguments such as `custom_name`, `parameters`, etc. For example, `BinaryClassificationPipeline(["Random Forest Classifier"], parameters={}).` #2091
- Removed all old datasplitters from EvalML #2193
- Deleted utility method `make_pipeline_from_components` #2218

v0.23.0 Apr. 20, 2021

- **Enhancements**
  - Refactored `EngineBase` and `SequentialEngine` api. Adding `DaskEngine` #1975.
  - Added optional `engine` argument to `AutoMLSearch` #1975
  - Added a warning about how time series support is still in beta when a user passes in a time series problem to `AutoMLSearch` #2118
  - Added `NaturalLanguageNaNDataCheck` data check #2122
  - Added ValueError to `partial_dependence` to prevent users from computing partial dependence on columns with all NaNs #2120
  - Added standard deviation of cv scores to rankings table #2154
- **Fixes**
  - Fixed `BalancedClassificationDataCVSplit`, `BalancedClassificationDataTVSplit`, and `BalancedClassificationSampler` to use `minority:majority` ratio instead of `majority:minority` #2077
  - Fixed bug where two-way partial dependence plots with categorical variables were not working correctly #2117
  - Fixed bug where `hyperparameters` were not displaying properly for pipelines with a list `component_graph` and duplicate components #2133
  - Fixed bug where `pipeline_parameters` argument in `AutoMLSearch` was not applied to pipelines passed in as `allowed_pipelines` #2133
  - Fixed bug where `AutoMLSearch` was not applying custom hyperparameters to pipelines with a list `component_graph` and duplicate components #2133
- **Changes**
  - Removed `hyperparameter_ranges` from Undersampler and renamed `balanced_ratio` to `sampling_ratio` for samplers #2113
  - Renamed `TARGET_BINARY_NOT_TWO_EXAMPLES_PER_CLASS` data check message code to `TARGET_MULTICLASS_NOT_TWO_EXAMPLES_PER_CLASS` #2126
  - Modified one-way partial dependence plots of categorical features to display data with a bar plot #2117
  - Renamed `score` column for `automl.rankings` as `mean_cv_score` #2135
  - Remove 'warning' from docs tool output #2031

- **Documentation Changes**
  - Fixed `conf.py` file #2112
  - Added a sentence to the automl user guide stating that our support for time series problems is still in beta. #2118
  - Fixed documentation demos #2139
  - Update test badge in README to use GitHub Actions #2150
- **Testing Changes**
  - Fixed `test_describe_pipeline` for `pandas v1.2.4` #2129
  - Added a GitHub Action for building the conda package #1870 #2148

Warning:

Breaking Changes

- Renamed `balanced_ratio` to `sampling_ratio` for the `BalancedClassificationDataCVSplit`, `BalancedClassificationDataTVSplit`, `BalancedClassficationSampler`, and Undersampler #2113
- Deleted the "errors" key from automl results #1975
- Deleted the `raise_and_save_error_callback` and the `log_and_save_error_callback` #1975
- Fixed `BalancedClassificationDataCVSplit`, `BalancedClassificationDataTVSplit`, and `BalancedClassificationSampler` to use minority:majority ratio instead of majority:minority #2077

v0.22.0 Apr. 06, 2021

- **Enhancements**
  - Added a GitHub Action for `linux_unit_tests`#2013
  - Added recommended actions for `InvalidTargetDataCheck`, updated `_make_component_list_from_actions` to address new action, and added `TargetImputer` component #1989
  - Updated `AutoMLSearch._check_for_high_variance` to not emit `RuntimeWarning` #2024
  - Added exception when pipeline passed to `explain_predictions` is a `Stacked Ensemble` pipeline #2033
  - Added sensitivity at low alert rates as an objective #2001
  - Added `Undersampler` transformer component #2030
- **Fixes**
  - Updated Engine's `train_batch` to apply undersampling #2038
  - Fixed bug in where Time Series Classification pipelines were not encoding targets in `predict` and `predict_proba` #2040
  - Fixed data splitting errors if target is float for classification problems #2050
  - Pinned `docutils` to <0.17 to fix ReadtheDocs warning issues #2088

- **Changes**
  - Removed lists as acceptable hyperparameter ranges in `AutoMLSearch` #2028
  - Renamed "details" to "metadata" for data check actions #2008
- **Documentation Changes**
  - Catch and suppress warnings in documentation #1991 #2097
  - Change spacing in `start.ipynb` to provide clarity for `AutoMLSearch` #2078
  - Fixed start code on README #2108
- Testing Changes

v0.21.0 Mar. 24, 2021

- **Enhancements**
  - Changed `AutoMLSearch` to default `optimize_thresholds` to True #1943
  - Added multiple oversampling and undersampling sampling methods as data splitters for imbalanced classification #1775
  - Added params to balanced classification data splitters for visibility #1966
  - Updated `make_pipeline` to not add `Imputer` if input data does not have numeric or categorical columns #1967
  - Updated `ClassImbalanceDataCheck` to better handle multiclass imbalances #1986
  - Added recommended actions for the output of data check's `validate` method #1968
  - Added error message for `partial_dependence` when features are mostly the same value #1994
  - Updated `OneHotEncoder` to drop one redundant feature by default for features with two categories #1997
  - Added a `PolynomialDetrender` component #1992
  - Added `DateTimeNaNDataCheck` data check #2039
- **Fixes**
  - Changed best pipeline to train on the entire dataset rather than just ensemble indices for ensemble problems #2037
  - Updated binary classification pipelines to use objective decision function during scoring of custom objectives #1934
- **Changes**
  - Removed `data_checks` parameter, `data_check_results` and data checks logic from `AutoMLSearch` #1935
  - Deleted `random_state` argument #1985
  - Updated Woodwork version requirement to `v0.0.11` #1996
- Documentation Changes
- **Testing Changes**
  - Removed `build_docs` CI job in favor of RTD GH builder #1974
  - Added tests to confirm support for Python 3.9 #1724

- Added tests to support Dask AutoML/Engine #1990
- Changed `build_conda_pkg` job to use `latest_release_changes` branch in the feedstock. #1979

Warning:

Breaking Changes

- Changed `AutoMLSearch` to default `optimize_thresholds` to True #1943
- Removed `data_checks` parameter, `data_check_results` and data checks logic from `AutoMLSearch`. To run the data checks which were previously run by default in `AutoMLSearch`, please call `DefaultDataChecks().validate(X_train, y_train)` or take a look at our documentation for more examples. #1935
- Deleted `random_state` argument #1985

v0.20.0 Mar. 10, 2021

- **Enhancements**
  - Added a GitHub Action for Detecting dependency changes #1933
  - Create a separate CV split to train stacked ensembler on for AutoMLSearch #1814
  - Added a GitHub Action for Linux unit tests #1846
  - Added `ARIMARegressor` estimator #1894
  - Added `DataCheckAction` class and `DataCheckActionCode` enum #1896
  - Updated `Woodwork` requirement to `v0.0.10` #1900
  - Added `BalancedClassificationDataCVSplit` and `BalancedClassificationDataTVSplit` to AutoMLSearch #1875
  - Update default classification data splitter to use downsampling for highly imbalanced data #1875
  - Updated `describe_pipeline` to return more information, including `id` of pipelines used for ensemble models #1909
  - Added utility method to create list of components from a list of `DataCheckAction` #1907
  - Updated `validate` method to include a `action` key in returned dictionary for all `DataCheck``and ``DataChecks` #1916
  - Aggregating the shap values for predictions that we know the provenance of, e.g. OHE, text, and date-time. #1901
  - Improved error message when custom objective is passed as a string in `pipeline.score` #1941
  - Added `score_pipelines` and `train_pipelines` methods to `AutoMLSearch` #1913
  - Added support for `pandas` version 1.2.0 #1708
  - Added `score_batch` and `train_batch` abstact methods to `EngineBase` and implementations in `SequentialEngine` #1913
  - Added ability to handle index columns in `AutoMLSearch` and `DataChecks` #2138
- **Fixes**
  - Removed CI check for `check_dependencies_updated_linux` #1950

  - Added metaclass for time series pipelines and fix binary classification pipeline `predict` not using objective if it is passed as a named argument #1874
  - Fixed stack trace in prediction explanation functions caused by mixed string/numeric pandas column names #1871
  - Fixed stack trace caused by passing pipelines with duplicate names to `AutoMLSearch` #1932
  - Fixed `AutoMLSearch.get_pipelines` returning pipelines with the same attributes #1958
- **Changes**
  - Reversed GitHub Action for Linux unit tests until a fix for report generation is found #1920
  - Updated `add_results` in `AutoMLAlgorithm` to take in entire pipeline results dictionary from `AutoMLSearch` #1891
  - Updated `ClassImbalanceDataCheck` to look for severe class imbalance scenarios #1905
  - Deleted the `explain_prediction` function #1915
  - Removed `HighVarianceCVDataCheck` and convered it to an `AutoMLSearch` method instead #1928
  - Removed warning in `InvalidTargetDataCheck` returned when numeric binary classification targets are not (0, 1) #1959
- **Documentation Changes**
  - Updated `model_understanding.ipynb` to demo the two-way partial dependence capability #1919
- Testing Changes

Warning:

Breaking Changes

- Deleted the `explain_prediction` function #1915
- Removed `HighVarianceCVDataCheck` and convered it to an `AutoMLSearch` method instead #1928
- Added `score_batch` and `train_batch` abstact methods to `EngineBase`. These need to be implemented in Engine subclasses #1913

v0.19.0 Feb. 23, 2021

- **Enhancements**
  - Added a GitHub Action for Python windows unit tests #1844
  - Added a GitHub Action for checking updated release notes #1849
  - Added a GitHub Action for Python lint checks #1837
  - Adjusted `explain_prediction`, `explain_predictions` and `explain_predictions_best_worst` to handle timeseries problems. #1818
  - Updated `InvalidTargetDataCheck` to check for mismatched indices in target and features #1816
  - Updated `Woodwork` structures returned from components to support `Woodwork` logical type overrides set by the user #1784

  - Updated estimators to keep track of input feature names during `fit()` #1794
  - Updated `visualize_decision_tree` to include feature names in output #1813
  - Added `is_bounded_like_percentage` property for objectives. If true, the `calculate_percent_difference` method will return the absolute difference rather than relative difference #1809
  - Added full error traceback to AutoMLSearch logger file #1840
  - Changed `TargetEncoder` to preserve custom indices in the data #1836
  - Refactored `explain_predictions` and `explain_predictions_best_worst` to only compute features once for all rows that need to be explained #1843
  - Added custom random undersampler data splitter for classification #1857
  - Updated `OutliersDataCheck` implementation to calculate the probability of having no outliers #1855
  - Added `Engines` pipeline processing API #1838
- **Fixes**
  - Changed EngineBase random_state arg to random_seed and same for user guide docs #1889
- **Changes**
  - Modified `calculate_percent_difference` so that division by 0 is now inf rather than nan #1809
  - Removed `text_columns` parameter from `LSA` and `TextFeaturizer` components #1652
  - Added `random_seed` as an argument to our automl/pipeline/component API. Using `random_state` will raise a warning #1798
  - Added `DataCheckError` message in `InvalidTargetDataCheck` if input target is None and removed exception raised #1866
- Documentation Changes
- **Testing Changes**
  - Added back coverage for `_get_feature_provenance` in `TextFeaturizer` after `text_columns` was removed #1842
  - Pin graphviz version for windows builds #1847
  - Unpin graphviz version for windows builds #1851

Warning:

Breaking Changes

- Added a deprecation warning to `explain_prediction`. It will be deleted in the next release. #1860

v0.18.2 Feb. 10, 2021

- **Enhancements**
  - Added uniqueness score data check #1785
  - Added "dataframe" output format for prediction explanations #1781
  - Updated LightGBM estimators to handle `pandas.MultiIndex` #1770

  - Sped up permutation importance for some pipelines #1762
  - Added sparsity data check #1797
  - Confirmed support for threshold tuning for binary time series classification problems #1803
- Fixes
- Changes
- **Documentation Changes**
  - Added section on conda to the contributing guide #1771
  - Updated release process to reflect freezing *main* before perf tests #1787
  - Moving some prs to the right section of the release notes #1789
  - Tweak README.md. #1800
  - Fixed back arrow on install page docs #1795
  - Fixed docstring for *ClassImbalanceDataCheck.validate()* #1817
- Testing Changes

v0.18.1 Feb. 1, 2021

- **Enhancements**
  - Added `graph_t_sne` as a visualization tool for high dimensional data #1731
  - Added the ability to see the linear coefficients of features in linear models terms #1738
  - Added support for `scikit-learn v0.24.0` #1733
  - Added support for `scipy v1.6.0` #1752
  - Added SVM Classifier and Regressor to estimators #1714 #1761
- **Fixes**
  - Addressed bug with `partial_dependence` and categorical data with more categories than grid resolution #1748
  - Removed `random_state` arg from `get_pipelines` in `AutoMLSearch` #1719
  - Pinned pyzmq at less than 22.0.0 till we add support #1756
- **Changes**
  - Updated components and pipelines to return `Woodwork` data structures #1668
  - Updated `clone()` for pipelines and components to copy over random state automatically #1753
  - Dropped support for Python version 3.6 #1751
  - Removed deprecated `verbose` flag from `AutoMLSearch` parameters #1772
- **Documentation Changes**
  - Add Twitter and Github link to documentation toolbar #1754
  - Added Open Graph info to documentation #1758
- Testing Changes

Warning:

Breaking Changes

- Components and pipelines return `Woodwork` data structures instead of `pandas` data structures #1668
- Python 3.6 will not be actively supported due to discontinued support from EvalML dependencies.
- Deprecated `verbose` flag is removed for `AutoMLSearch` #1772

v0.18.0 Jan. 26, 2021

- **Enhancements**
  - Added RMSLE, MSLE, and MAPE to core objectives while checking for negative target values in `invalid_targets_data_check` #1574
  - Added validation checks for binary problems with regression-like datasets and multiclass problems without true multiclass targets in `invalid_targets_data_check` #1665
  - Added time series support for `make_pipeline` #1566
  - Added target name for output of pipeline `predict` method #1578
  - Added multiclass check to `InvalidTargetDataCheck` for two examples per class #1596
  - Added support for `graphviz v0.16` #1657
  - Enhanced time series pipelines to accept empty features #1651
  - Added KNN Classifier to estimators. #1650
  - Added support for list inputs for objectives #1663
  - Added support for `AutoMLSearch` to handle time series classification pipelines #1666
  - Enhanced `DelayedFeaturesTransformer` to encode categorical features and targets before delaying them #1691
  - Added 2-way dependence plots. #1690
  - Added ability to directly iterate through components within Pipelines #1583
- **Fixes**
  - Fixed inconsistent attributes and added Exceptions to docs #1673
  - Fixed `TargetLeakageDataCheck` to use Woodwork `mutual_information` rather than using Pandas' Pearson Correlation #1616
  - Fixed thresholding for pipelines in `AutoMLSearch` to only threshold binary classification pipelines #1622 #1626
  - Updated `load_data` to return Woodwork structures and update default parameter value for `index` to `None` #1610
  - Pinned scipy at < 1.6.0 while we work on adding support #1629
  - Fixed data check message formatting in `AutoMLSearch` #1633
  - Addressed stacked ensemble component for `scikit-learn` v0.24 support by setting `shuffle=True` for default CV #1613
  - Fixed bug where `Imputer` reset the index on `X` #1590
  - Fixed `AutoMLSearch` stacktrace when a cutom objective was passed in as a primary objective or additional objective #1575

  - Fixed custom index bug for `MAPE` objective #1641
  - Fixed index bug for `TextFeaturizer` and `LSA` components #1644
  - Limited `load_fraud` dataset loaded into `automl.ipynb` #1646
  - `add_to_rankings` updates `AutoMLSearch.best_pipeline` when necessary #1647
  - Fixed bug where time series baseline estimators were not receiving `gap` and `max_delay` in `AutoMLSearch` #1645
  - Fixed jupyter notebooks to help the RTD buildtime #1654
  - Added `positive_only` objectives to `non_core_objectives` #1661
  - Fixed stacking argument `n_jobs` for IterativeAlgorithm #1706
  - Updated CatBoost estimators to return self in `.fit()` rather than the underlying model for consistency #1701
  - Added ability to initialize pipeline parameters in `AutoMLSearch` constructor #1676
- **Changes**
  - Added labeling to `graph_confusion_matrix` #1632
  - Rerunning search for `AutoMLSearch` results in a message thrown rather than failing the search, and removed `has_searched` property #1647
  - Changed tuner class to allow and ignore single parameter values as input #1686
  - Capped LightGBM version limit to remove bug in docs #1711
  - Removed support for *np.random.RandomState* in EvalML #1727
- **Documentation Changes**
  - Update Model Understanding in the user guide to include `visualize_decision_tree` #1678
  - Updated docs to include information about `AutoMLSearch` callback parameters and methods #1577
  - Updated docs to prompt users to install graphiz on Mac #1656
  - Added `infer_feature_types` to the `start.ipynb` guide #1700
  - Added multicollinearity data check to API reference and docs #1707
- Testing Changes

Warning:

Breaking Changes

- Removed `has_searched` property from `AutoMLSearch` #1647
- Components and pipelines return `Woodwork` data structures instead of `pandas` data structures #1668
- Removed support for *np.random.RandomState* in EvalML. Rather than passing `np.random.RandomState` as component and pipeline random_state values, we use int random_seed #1727

v0.17.0 Dec. 29, 2020

- **Enhancements**
  - Added `save_plot` that allows for saving figures from different backends #1588

- Added `LightGBM Regressor` to regression components #1459
- Added `visualize_decision_tree` for tree visualization with `decision_tree_data_from_estimator` and `decision_tree_data_from_pipeline` to reformat tree structure output #1511
- Added *DFS Transformer* component into transformer components #1454
- Added `MAPE` to the standard metrics for time series problems and update objectives #1510
- Added `graph_prediction_vs_actual_over_time` and `get_prediction_vs_actual_over_time_data` to the model understanding module for time series problems #1483
- Added a `ComponentGraph` class that will support future pipelines as directed acyclic graphs #1415
- Updated data checks to accept `Woodwork` data structures #1481
- Added parameter to `InvalidTargetDataCheck` to show only top unique values rather than all unique values #1485
- Added multicollinearity data check #1515
- Added baseline pipeline and components for time series regression problems #1496
- Added more information to users about ensembling behavior in `AutoMLSearch` #1527
- Add woodwork support for more utility and graph methods #1544
- Changed `DateTimeFeaturizer` to encode features as int #1479
- Return trained pipelines from `AutoMLSearch.best_pipeline` #1547
- Added utility method so that users can set feature types without having to learn about Woodwork directly #1555
- Added Linear Discriminant Analysis transformer for dimensionality reduction #1331
- Added multiclass support for `partial_dependence` and `graph_partial_dependence` #1554
- Added `TimeSeriesBinaryClassificationPipeline` and `TimeSeriesMulticlassClassificationPipeline` classes #1528
- Added `make_data_splitter` method for easier automl data split customization #1568
- Integrated `ComponentGraph` class into Pipelines for full non-linear pipeline support #1543
- Update `AutoMLSearch` constructor to take training data instead of `search` and `add_to_leaderboard` #1597
- Update `split_data` helper args #1597
- Add problem type utils `is_regression`, `is_classification`, `is_timeseries` #1597
- Rename `AutoMLSearch` `data_split` arg to `data_splitter` #1569

• **Fixes**

- Fix AutoML not passing CV folds to `DefaultDataChecks` for usage by `ClassImbalanceDataCheck` #1619
- Fix Windows CI jobs: install `numba` via conda, required for `shap` #1490
- Added custom-index support for *reset-index-get_prediction_vs_actual_over_time_data* #1494

  - Fix `generate_pipeline_code` to account for boolean and None differences between Python and JSON #1524 #1531
  - Set max value for plotly and xgboost versions while we debug CI failures with newer versions #1532
  - Undo version pinning for plotly #1533
  - Fix ReadTheDocs build by updating the version of `setuptools` #1561
  - Set `random_state` of data splitter in AutoMLSearch to take int to keep consistency in the resulting splits #1579
  - Pin sklearn version while we work on adding support #1594
  - Pin pandas at <1.2.0 while we work on adding support #1609
  - Pin graphviz at < 0.16 while we work on adding support #1609
- **Changes**
  - Reverting `save_graph` #1550 to resolve kaleido build issues #1585
  - Update circleci badge to apply to `main` #1489
  - Added script to generate github markdown for releases #1487
  - Updated selection using pandas `dtypes` to selecting using Woodwork logical types #1551
  - Updated dependencies to fix `ImportError: cannot import name 'MaskedArray' from 'sklearn.utils.fixes'` error and to address Woodwork and Featuretool dependencies #1540
  - Made `get_prediction_vs_actual_data()` a public method #1553
  - Updated `Woodwork` version requirement to v0.0.7 #1560
  - Move data splitters from `evalml.automl.data_splitters` to `evalml.preprocessing.data_splitters` #1597
  - Rename "# Testing" in automl log output to "# Validation" #1597
- **Documentation Changes**
  - Added partial dependence methods to API reference #1537
  - Updated documentation for confusion matrix methods #1611
- **Testing Changes**
  - Set `n_jobs=1` in most unit tests to reduce memory #1505

Warning:

Breaking Changes

- Updated minimal dependencies: `numpy>=1.19.1`, `pandas>=1.1.0`, `scikit-learn>=0.23.1`, `scikit-optimize>=0.8.1`
- Updated `AutoMLSearch.best_pipeline` to return a trained pipeline. Pass in `train_best_pipeline=False` to AutoMLSearch in order to return an untrained pipeline.
- Pipeline component instances can no longer be iterated through using `Pipeline.component_graph` #1543

- Update `AutoMLSearch` constructor to take training data instead of `search` and `add_to_leaderboard` #1597
- Update `split_data` helper args #1597
- Move data splitters from `evalml.automl.data_splitters` to `evalml.preprocessing.data_splitters` #1597
- Rename `AutoMLSearch` `data_split` arg to `data_splitter` #1569

v0.16.1 Dec. 1, 2020

- **Enhancements**
  - Pin woodwork version to v0.0.6 to avoid breaking changes #1484
  - Updated `Woodwork` to >=0.0.5 in `core-requirements.txt` #1473
  - Removed `copy_dataframe` parameter for `Woodwork`, updated `Woodwork` to >=0.0.6 in `core-requirements.txt` #1478
  - Updated `detect_problem_type` to use `pandas.api.is_numeric_dtype` #1476
- **Changes**
  - Changed `make clean` to delete coverage reports as a convenience for developers #1464
  - Set `n_jobs=-1` by default for stacked ensemble components #1472
- **Documentation Changes**
  - Updated pipeline and component documentation and demos to use `Woodwork` #1466
- **Testing Changes**
  - Update dependency update checker to use everything from core and optional dependencies #1480

v0.16.0 Nov. 24, 2020

- **Enhancements**
  - Updated pipelines and `make_pipeline` to accept `Woodwork` inputs #1393
  - Updated components to accept `Woodwork` inputs #1423
  - Added ability to freeze hyperparameters for `AutoMLSearch` #1284
  - Added `Target Encoder` into transformer components #1401
  - Added callback for error handling in `AutoMLSearch` #1403
  - Added the index id to the `explain_predictions_best_worst` output to help users identify which rows in their data are included #1365
  - The top_k features displayed in `explain_predictions_*` functions are now determined by the magnitude of shap values as opposed to the `top_k` largest and smallest shap values. #1374
  - Added a problem type for time series regression #1386
  - Added a `is_defined_for_problem_type` method to `ObjectiveBase` #1386
  - Added a `random_state` parameter to `make_pipeline_from_components` function #1411
  - Added `DelayedFeaturesTransformer` #1396
  - Added a `TimeSeriesRegressionPipeline` class #1418

  - Removed `core-requirements.txt` from the package distribution #1429
  - Updated data check messages to include a *"code"* and *"details"* fields #1451, #1462
  - Added a `TimeSeriesSplit` data splitter for time series problems #1441
  - Added a `problem_configuration` parameter to AutoMLSearch #1457
- **Fixes**
  - Fixed `IndexError` raised in `AutoMLSearch` when `ensembling = True` but only one pipeline to iterate over #1397
  - Fixed stacked ensemble input bug and LightGBM warning and bug in `AutoMLSearch` #1388
  - Updated enum classes to show possible enum values as attributes #1391
  - Updated calls to `Woodwork`'s `to_pandas()` to `to_series()` and `to_dataframe()` #1428
  - Fixed bug in OHE where column names were not guaranteed to be unique #1349
  - Fixed bug with percent improvement of `ExpVariance` objective on data with highly skewed target #1467
  - Fix SimpleImputer error which occurs when all features are bool type #1215
- **Changes**
  - Changed `OutliersDataCheck` to return the list of columns, rather than rows, that contain outliers #1377
  - Simplified and cleaned output for Code Generation #1371
  - Reverted changes from #1337 #1409
  - Updated data checks to return dictionary of warnings and errors instead of a list #1448
  - Updated `AutoMLSearch` to pass `Woodwork` data structures to every pipeline (instead of pandas DataFrames) #1450
  - Update `AutoMLSearch` to default to `max_batches=1` instead of `max_iterations=5` #1452
  - Updated _evaluate_pipelines to consolidate side effects #1410
- **Documentation Changes**
  - Added description of CLA to contributing guide, updated description of draft PRs #1402
  - Updated documentation to include all data checks, `DataChecks`, and usage of data checks in AutoML #1412
  - Updated docstrings from `np.array` to `np.ndarray` #1417
  - Added section on stacking ensembles in AutoMLSearch documentation #1425
- **Testing Changes**
  - Removed `category_encoders` from test-requirements.txt #1373
  - Tweak codecov.io settings again to avoid flakes #1413
  - Modified `make lint` to check notebook versions in the docs #1431
  - Modified `make lint-fix` to standardize notebook versions in the docs #1431
  - Use new version of pull request Github Action for dependency check (#1443)

- Reduced number of workers for tests to 4 #1447

Warning:

Breaking Changes

- The `top_k` and `top_k_features` parameters in `explain_predictions_*` functions now return `k` features as opposed to `2 * k` features #1374
- Renamed `problem_type` to `problem_types` in `RegressionObjective`, `BinaryClassificationObjective`, and `MulticlassClassificationObjective` #1319
- Data checks now return a dictionary of warnings and errors instead of a list #1448

v0.15.0 Oct. 29, 2020

- **Enhancements**
  - Added stacked ensemble component classes (`StackedEnsembleClassifier`, `StackedEnsembleRegressor`) #1134
  - Added stacked ensemble components to `AutoMLSearch` #1253
  - Added `DecisionTreeClassifier` and `DecisionTreeRegressor` to AutoML #1255
  - Added `graph_prediction_vs_actual` in `model_understanding` for regression problems #1252
  - Added parameter to `OneHotEncoder` to enable filtering for features to encode for #1249
  - Added percent-better-than-baseline for all objectives to automl.results #1244
  - Added `HighVarianceCVDataCheck` and replaced synonymous warning in `AutoMLSearch` #1254
  - Added *PCA Transformer* component for dimensionality reduction #1270
  - Added `generate_pipeline_code` and `generate_component_code` to allow for code generation given a pipeline or component instance #1306
  - Added `PCA Transformer` component for dimensionality reduction #1270
  - Updated `AutoMLSearch` to support `Woodwork` data structures #1299
  - Added cv_folds to `ClassImbalanceDataCheck` and added this check to `DefaultDataChecks` #1333
  - Make `max_batches` argument to `AutoMLSearch.search` public #1320
  - Added text support to automl search #1062
  - Added `_pipelines_per_batch` as a private argument to `AutoMLSearch` #1355
- **Fixes**
  - Fixed ML performance issue with ordered datasets: always shuffle data in automl's default CV splits #1265
  - Fixed broken `evalml info` CLI command #1293
  - Fixed `boosting type='rf'` for LightGBM Classifier, as well as `num_leaves` error #1302
  - Fixed bug in `explain_predictions_best_worst` where a custom index in the target variable would cause a `ValueError` #1318

  - Added stacked ensemble estimators to to `evalml.pipelines.__init__` file #1326
  - Fixed bug in OHE where calls to transform were not deterministic if `top_n` was less than the number of categories in a column #1324
  - Fixed LightGBM warning messages during AutoMLSearch #1342
  - Fix warnings thrown during AutoMLSearch in `HighVarianceCVDataCheck` #1346
  - Fixed bug where TrainingValidationSplit would return invalid location indices for dataframes with a custom index #1348
  - Fixed bug where the AutoMLSearch `random_state` was not being passed to the created pipelines #1321
- **Changes**
  - Allow `add_to_rankings` to be called before AutoMLSearch is called #1250
  - Removed Graphviz from test-requirements to add to requirements.txt #1327
  - Removed `max_pipelines` parameter from `AutoMLSearch` #1264
  - Include editable installs in all install make targets #1335
  - Made pip dependencies *featuretools* and *nlp_primitives* core dependencies #1062
  - Removed *PartOfSpeechCount* from *TextFeaturizer* transform primitives #1062
  - Added warning for `partial_dependency` when the feature includes null values #1352
- **Documentation Changes**
  - Fixed and updated code blocks in Release Notes #1243
  - Added DecisionTree estimators to API Reference #1246
  - Changed class inheritance display to flow vertically #1248
  - Updated cost-benefit tutorial to use a holdout/test set #1159
  - Added `evalml info` command to documentation #1293
  - Miscellaneous doc updates #1269
  - Removed conda pre-release testing from the release process document #1282
  - Updates to contributing guide #1310
  - Added Alteryx footer to docs with Twitter and Github link #1312
  - Added documentation for evalml installation for Python 3.6 #1322
  - Added documentation changes to make the API Docs easier to understand #1323
  - Fixed documentation for `feature_importance` #1353
  - Added tutorial for running *AutoML* with text data #1357
  - Added documentation for woodwork integration with automl search #1361
- **Testing Changes**
  - Added tests for `jupyter_check` to handle IPython #1256
  - Cleaned up `make_pipeline` tests to test for all estimators #1257
  - Added a test to check conda build after merge to main #1247
  - Removed code that was lacking codecov for `__main__.py` and unnecessary #1293

- Codecov: round coverage up instead of down #1334
- Add DockerHub credentials to CI testing environment #1356
- Add DockerHub credentials to conda testing environment #1363

Warning:

Breaking Changes

- Renamed `LabelLeakageDataCheck` to `TargetLeakageDataCheck` #1319
- `max_pipelines` parameter has been removed from `AutoMLSearch`. Please use `max_iterations` instead. #1264
- `AutoMLSearch.search()` will now log a warning if the input is not a `Woodwork` data structure (`pandas`, `numpy`) #1299
- Make `max_batches` argument to `AutoMLSearch.search` public #1320
- Removed unused argument *feature_types* from AutoMLSearch.search #1062

v0.14.1 Sep. 29, 2020

- **Enhancements**
  - Updated partial dependence methods to support calculating numeric columns in a dataset with non-numeric columns #1150
  - Added `get_feature_names` on `OneHotEncoder` #1193
  - Added `detect_problem_type` to `problem_type/utils.py` to automatically detect the problem type given targets #1194
  - Added LightGBM to `AutoMLSearch` #1199
  - Updated `scikit-learn` and `scikit-optimize` to use latest versions - 0.23.2 and 0.8.1 respectively #1141
  - Added `__str__` and `__repr__` for pipelines and components #1218
  - Included internal target check for both training and validation data in `AutoMLSearch` #1226
  - Added `ProblemTypes.all_problem_types` helper to get list of supported problem types #1219
  - Added `DecisionTreeClassifier` and `DecisionTreeRegressor` classes #1223
  - Added `ProblemTypes.all_problem_types` helper to get list of supported problem types #1219
  - `DataChecks` can now be parametrized by passing a list of `DataCheck` classes and a parameter dictionary #1167
  - Added first CV fold score as validation score in `AutoMLSearch.rankings` #1221
  - Updated `flake8` configuration to enable linting on `__init__.py` files #1234
  - Refined `make_pipeline_from_components` implementation #1204
- **Fixes**
  - Updated GitHub URL after migration to Alteryx GitHub org #1207
  - Changed Problem Type enum to be more similar to the string name #1208

  - Wrapped call to scikit-learn's partial dependence method in a `try/finally` block #1232

- **Changes**
  - Added `allow_writing_files` as a named argument to CatBoost estimators. #1202
  - Added `solver` and `multi_class` as named arguments to `LogisticRegressionClassifier` #1202
  - Replaced pipeline's `._transform` method to evaluate all the preprocessing steps of a pipeline with `.compute_estimator_features` #1231
  - Changed default large dataset train/test splitting behavior #1205

- **Documentation Changes**
  - Included description of how to access the component instances and features for pipeline user guide #1163
  - Updated API docs to refer to target as "target" instead of "labels" for non-classification tasks and minor docs cleanup #1160
  - Added Class Imbalance Data Check to `api_reference.rst` #1190 #1200
  - Added pipeline properties to API reference #1209
  - Clarified what the objective parameter in AutoML is used for in AutoML API reference and AutoML user guide #1222
  - Updated API docs to include `skopt.space.Categorical` option for component hyperparameter range definition #1228
  - Added install documentation for `libomp` in order to use LightGBM on Mac #1233
  - Improved description of `max_iterations` in documentation #1212
  - Removed unused code from sphinx conf #1235

- Testing Changes

Warning:

Breaking Changes

- `DefaultDataChecks` now accepts a `problem_type` parameter that must be specified #1167
- Pipeline's `._transform` method to evaluate all the preprocessing steps of a pipeline has been replaced with `.compute_estimator_features` #1231
- `get_objectives` has been renamed to `get_core_objectives`. This function will now return a list of valid objective instances #1230

v0.13.2 Sep. 17, 2020

- **Enhancements**
  - Added `output_format` field to explain predictions functions #1107
  - Modified `get_objective` and `get_objectives` to be able to return any objective in `evalml.objectives` #1132
  - Added a `return_instance` boolean parameter to `get_objective` #1132
  - Added `ClassImbalanceDataCheck` to determine whether target imbalance falls below a given threshold #1135

  - Added label encoder to LightGBM for binary classification #1152
  - Added labels for the row index of confusion matrix #1154
  - Added `AutoMLSearch` object as another parameter in search callbacks #1156
  - Added the corresponding probability threshold for each point displayed in `graph_roc_curve` #1161
  - Added `__eq__` for `ComponentBase` and `PipelineBase` #1178
  - Added support for multiclass classification for `roc_curve` #1164
  - Added `categories` accessor to `OneHotEncoder` for listing the categories associated with a feature #1182
  - Added utility function to create pipeline instances from a list of component instances #1176
- **Fixes**
  - Fixed XGBoost column names for partial dependence methods #1104
  - Removed dead code validating column type from `TextFeaturizer` #1122
  - Fixed issue where `Imputer` cannot fit when there is None in a categorical or boolean column #1144
  - `OneHotEncoder` preserves the custom index in the input data #1146
  - Fixed representation for `ModelFamily` #1165
  - Removed duplicate `nbsphinx` dependency in `dev-requirements.txt` #1168
  - Users can now pass in any valid kwargs to all estimators #1157
  - Remove broken accessor `OneHotEncoder.get_feature_names` and unneeded base class #1179
  - Removed LightGBM Estimator from AutoML models #1186
- **Changes**
  - Pinned `scikit-optimize` version to 0.7.4 #1136
  - Removed `tqdm` as a dependency #1177
  - Added lightgbm version 3.0.0 to `latest_dependency_versions.txt` #1185
  - Rename `max_pipelines` to `max_iterations` #1169
- **Documentation Changes**
  - Fixed API docs for `AutoMLSearch` `add_result_callback` #1113
  - Added a step to our release process for pushing our latest version to conda-forge #1118
  - Added warning for missing ipywidgets dependency for using `PipelineSearchPlots` on Jupyterlab #1145
  - Updated `README.md` example to load demo dataset #1151
  - Swapped mapping of breast cancer targets in `model_understanding.ipynb` #1170
- **Testing Changes**
  - Added test confirming `TextFeaturizer` never outputs null values #1122
  - Changed Python version of `Update Dependencies` action to 3.8.x #1137
  - Fixed release notes check-in test for `Update Dependencies` actions #1172

Warning:

Breaking Changes

- `get_objective` will now return a class definition rather than an instance by default #1132
- Deleted `OPTIONS` dictionary in `evalml.objectives.utils.py` #1132
- If specifying an objective by string, the string must now match the objective's name field, case-insensitive #1132
- **Passing "Cost Benefit Matrix", "Fraud Cost", "Lead Scoring", "Mean Squared Log Error",** "Recall", "Recall Macro", "Recall Micro", "Recall Weighted", or "Root Mean Squared Log Error" to `AutoMLSearch` will now result in a `ValueError` rather than an `ObjectiveNotFoundError` #1132
- Search callbacks `start_iteration_callback` and `add_results_callback` have changed to include a copy of the AutoMLSearch object as a third parameter #1156
- Deleted `OneHotEncoder.get_feature_names` method which had been broken for a while, in favor of pipelines' `input_feature_names` #1179
- Deleted empty base class `CategoricalEncoder` which `OneHotEncoder` component was inheriting from #1176
- Results from `roc_curve` will now return as a list of dictionaries with each dictionary representing a class #1164
- `max_pipelines` now raises a `DeprecationWarning` and will be removed in the next release. `max_iterations` should be used instead. #1169

v0.13.1 Aug. 25, 2020

- **Enhancements**
  - Added Cost-Benefit Matrix objective for binary classification #1038
  - Split `fill_value` into `categorical_fill_value` and `numeric_fill_value` for Imputer #1019
  - Added `explain_predictions` and `explain_predictions_best_worst` for explaining multiple predictions with SHAP #1016
  - Added new LSA component for text featurization #1022
  - Added guide on installing with conda #1041
  - Added a "cost-benefit curve" util method to graph cost-benefit matrix scores vs. binary classification thresholds #1081
  - Standardized error when calling transform/predict before fit for pipelines #1048
  - Added `percent_better_than_baseline` to AutoML search rankings and full rankings table #1050
  - Added one-way partial dependence and partial dependence plots #1079
  - Added "Feature Value" column to prediction explanation reports. #1064
  - Added LightGBM classification estimator #1082, #1114
  - Added `max_batches` parameter to `AutoMLSearch` #1087
- **Fixes**

  - Updated `TextFeaturizer` component to no longer require an internet connection to run #1022
  - Fixed non-deterministic element of `TextFeaturizer` transformations #1022
  - Added a StandardScaler to all ElasticNet pipelines #1065
  - Updated cost-benefit matrix to normalize score #1099
  - Fixed logic in `calculate_percent_difference` so that it can handle negative values #1100
- **Changes**
  - Added `needs_fitting` property to `ComponentBase` #1044
  - Updated references to data types to use datatype lists defined in `evalml.utils.gen_utils` #1039
  - Remove maximum version limit for SciPy dependency #1051
  - Moved `all_components` and other component importers into runtime methods #1045
  - Consolidated graphing utility methods under `evalml.utils.graph_utils` #1060
  - Made slight tweaks to how `TextFeaturizer` uses `featuretools`, and did some refactoring of that and of LSA #1090
  - Changed `show_all_features` parameter into `importance_threshold`, which allows for thresholding feature importance #1097, #1103
- **Documentation Changes**
  - Update `setup.py` URL to point to the github repo #1037
  - Added tutorial for using the cost-benefit matrix objective #1088
  - Updated `model_understanding.ipynb` to include documentation for using plotly on Jupyter Lab #1108
- **Testing Changes**
  - Refactor CircleCI tests to use matrix jobs (#1043)
  - Added a test to check that all test directories are included in evalml package #1054

Warning:

Breaking Changes

- `confusion_matrix` and `normalize_confusion_matrix` have been moved to `evalml.utils` #1038
- All graph utility methods previously under `evalml.pipelines.graph_utils` have been moved to `evalml.utils.graph_utils` #1060

v0.12.2 Aug. 6, 2020

- **Enhancements**
  - Add save/load method to components #1023
  - Expose pickle `protocol` as optional arg to save/load #1023
  - Updated estimators used in AutoML to include ExtraTrees and ElasticNet estimators #1030
- Fixes

- **Changes**
  - Removed `DeprecationWarning` for `SimpleImputer` #1018
- **Documentation Changes**
  - Add note about version numbers to release process docs #1034
- **Testing Changes**
  - Test files are now included in the evalml package #1029

v0.12.0 Aug. 3, 2020

- **Enhancements**
  - Added string and categorical targets support for binary and multiclass pipelines and check for numeric targets for `DetectLabelLeakage` data check #932
  - Added clear exception for regression pipelines if target datatype is string or categorical #960
  - Added target column names and class labels in `predict` and `predict_proba` output for pipelines #951
  - Added `_compute_shap_values` and `normalize_values` to `pipelines/explanations` module #958
  - Added `explain_prediction` feature which explains single predictions with SHAP #974
  - Added Imputer to allow different imputation strategies for numerical and categorical dtypes #991
  - Added support for configuring logfile path using env var, and don't create logger if there are filesystem errors #975
  - Updated catboost estimators' default parameters and automl hyperparameter ranges to speed up fit time #998
- **Fixes**
  - Fixed ReadtheDocs warning failure regarding embedded gif #943
  - Removed incorrect parameter passed to pipeline classes in `_add_baseline_pipelines` #941
  - Added universal error for calling `predict`, `predict_proba`, `transform`, and `feature_importances` before fitting #969, #994
  - Made `TextFeaturizer` component and pip dependencies `featuretools` and `nlp_primitives` optional #976
  - Updated imputation strategy in automl to no longer limit impute strategy to `most_frequent` for all features if there are any categorical columns #991
  - Fixed `UnboundLocalError` for `cv_pipeline` when automl search errors #996
  - Fixed `Imputer` to reset dataframe index to preserve behavior expected from `SimpleImputer` #1009
- **Changes**
  - Moved `get_estimators` to `evalml.pipelines.components.utils` #934
  - Modified Pipelines to raise `PipelineScoreError` when they encounter an error during scoring #936
  - Moved `evalml.model_families.list_model_families` to `evalml.pipelines.components.allowed_model_families` #959

  - Renamed `DateTimeFeaturization` to `DateTimeFeaturizer` #977
  - Added check to stop search and raise an error if all pipelines in a batch return NaN scores #1015
- **Documentation Changes**
  - Updated `README.md` #963
  - Reworded message when errors are returned from data checks in search #982
  - Added section on understanding model predictions with `explain_prediction` to User Guide #981
  - Added a section to the user guide and api reference about how XGBoost and CatBoost are not fully supported. #992
  - Added custom components section in user guide #993
  - Updated FAQ section formatting #997
  - Updated release process documentation #1003
- **Testing Changes**
  - Moved `predict_proba` and `predict` tests regarding string / categorical targets to `test_pipelines.py` #972
  - Fixed dependency update bot by updating python version to 3.7 to avoid frequent github version updates #1002

Warning:

Breaking Changes

- `get_estimators` has been moved to `evalml.pipelines.components.utils` (previously was under `evalml.pipelines.utils`) #934
- Removed the `raise_errors` flag in AutoML search. All errors during pipeline evaluation will be caught and logged. #936
- `evalml.model_families.list_model_families` has been moved to `evalml.pipelines.components.allowed_model_families` #959
- `TextFeaturizer`: the `featuretools` and `nlp_primitives` packages must be installed after installing evalml in order to use this component #976
- Renamed `DateTimeFeaturization` to `DateTimeFeaturizer` #977

v0.11.2 July 16, 2020

- **Enhancements**
  - Added `NoVarianceDataCheck` to `DefaultDataChecks` #893
  - Added text processing and featurization component `TextFeaturizer` #913, #924
  - Added additional checks to `InvalidTargetDataCheck` to handle invalid target data types #929
  - `AutoMLSearch` will now handle `KeyboardInterrupt` and prompt user for confirmation #915
- **Fixes**
  - Makes automl results a read-only property #919

- **Changes**
  - Deleted static pipelines and refactored tests involving static pipelines, removed `all_pipelines()` and `get_pipelines()` #904
  - Moved `list_model_families` to `evalml.model_family.utils` #903
  - Updated `all_pipelines`, `all_estimators`, `all_components` to use the same mechanism for dynamically generating their elements #898
  - Rename `master` branch to `main` #918
  - Add pypi release github action #923
  - Updated `AutoMLSearch.search` stdout output and logging and removed tqdm progress bar #921
  - Moved automl config checks previously in `search()` to init #933
- **Documentation Changes**
  - Reorganized and rewrote documentation #937
  - Updated to use pydata sphinx theme #937
  - Updated docs to use `release_notes` instead of `changelog` #942
- **Testing Changes**
  - Cleaned up fixture names and usages in tests #895

Warning:

Breaking Changes

- `list_model_families` has been moved to `evalml.model_family.utils` (previously was under `evalml.pipelines.utils`) #903
- `get_estimators` has been moved to `evalml.pipelines.components.utils` (previously was under `evalml.pipelines.utils`) #934
- Static pipeline definitions have been removed, but similar pipelines can still be constructed via creating an instance of `PipelineBase` #904
- `all_pipelines()` and `get_pipelines()` utility methods have been removed #904

v0.11.0 June 30, 2020

- **Enhancements**
  - Added multiclass support for ROC curve graphing #832
  - Added preprocessing component to drop features whose percentage of NaN values exceeds a specified threshold #834
  - Added data check to check for problematic target labels #814
  - Added PerColumnImputer that allows imputation strategies per column #824
  - Added transformer to drop specific columns #827
  - Added support for `categories`, `handle_error`, and `drop` parameters in `OneHotEncoder` #830 #897
  - Added preprocessing component to handle DateTime columns featurization #838

  - Added ability to clone pipelines and components #842
  - Define getter method for component `parameters` #847
  - Added utility methods to calculate and graph permutation importances #860, #880
  - Added new utility functions necessary for generating dynamic preprocessing pipelines #852
  - Added kwargs to all components #863
  - Updated `AutoSearchBase` to use dynamically generated preprocessing pipelines #870
  - Added SelectColumns transformer #873
  - Added ability to evaluate additional pipelines for automl search #874
  - Added `default_parameters` class property to components and pipelines #879
  - Added better support for disabling data checks in automl search #892
  - Added ability to save and load AutoML objects to file #888
  - Updated `AutoSearchBase.get_pipelines` to return an untrained pipeline instance #876
  - Saved learned binary classification thresholds in automl results cv data dict #876
- **Fixes**
  - Fixed bug where SimpleImputer cannot handle dropped columns #846
  - Fixed bug where PerColumnImputer cannot handle dropped columns #855
  - Enforce requirement that builtin components save all inputted values in their parameters dict #847
  - Don't list base classes in `all_components` output #847
  - Standardize all components to output pandas data structures, and accept either pandas or numpy #853
  - Fixed rankings and full_rankings error when search has not been run #894
- **Changes**
  - Update `all_pipelines` and `all_components` to try initializing pipelines/components, and on failure exclude them #849
  - Refactor `handle_components` to `handle_components_class`, standardize to `ComponentBase` subclass instead of instance #850
  - Refactor "blacklist"/"whitelist" to "allow"/"exclude" lists #854
  - Replaced `AutoClassificationSearch` and `AutoRegressionSearch` with `AutoMLSearch` #871
  - Renamed feature_importances and permutation_importances methods to use singular names (feature_importance and permutation_importance) #883
  - Updated `automl` default data splitter to train/validation split for large datasets #877
  - Added open source license, update some repo metadata #887
  - Removed dead code in `_get_preprocessing_components` #896
- **Documentation Changes**
  - Fix some typos and update the EvalML logo #872
- **Testing Changes**
  - Update the changelog check job to expect the new branching pattern for the deps update bot #836

  - Check that all components output pandas datastructures, and can accept either pandas or numpy #853
  - Replaced `AutoClassificationSearch` and `AutoRegressionSearch` with `AutoMLSearch` #871

Warning:

Breaking Changes

- Pipelines' static `component_graph` field must contain either `ComponentBase` subclasses or `str`, instead of `ComponentBase` subclass instances #850
- Rename `handle_component` to `handle_component_class`. Now standardizes to `ComponentBase` subclasses instead of `ComponentBase` subclass instances #850
- Renamed automl's `cv` argument to `data_split` #877
- Pipelines' and classifiers' `feature_importances` is renamed `feature_importance`, `graph_feature_importances` is renamed `graph_feature_importance` #883
- Passing `data_checks=None` to automl search will not perform any data checks as opposed to default checks. #892
- Pipelines to search for in AutoML are now determined automatically, rather than using the statically-defined pipeline classes. #870
- Updated `AutoSearchBase.get_pipelines` to return an untrained pipeline instance, instead of one which happened to be trained on the final cross-validation fold #876

v0.10.0 May 29, 2020

- **Enhancements**
  - Added baseline models for classification and regression, add functionality to calculate baseline models before searching in AutoML #746
  - Port over highly-null guardrail as a data check and define `DefaultDataChecks` and `DisableDataChecks` classes #745
  - Update `Tuner` classes to work directly with pipeline parameters dicts instead of flat parameter lists #779
  - Add Elastic Net as a pipeline option #812
  - Added new Pipeline option `ExtraTrees` #790
  - Added precicion-recall curve metrics and plot for binary classification problems in `evalml.pipeline.graph_utils` #794
  - Update the default automl algorithm to search in batches, starting with default parameters for each pipeline and iterating from there #793
  - Added `AutoMLAlgorithm` class and `IterativeAlgorithm` impl, separated from `AutoSearchBase` #793
- **Fixes**
  - Update pipeline `score` to return `nan` score for any objective which throws an exception during scoring #787
  - Fixed bug introduced in #787 where binary classification metrics requiring predicted probabilities error in scoring #798

  - CatBoost and XGBoost classifiers and regressors can no longer have a learning rate of 0 #795

- **Changes**
  - Cleanup pipeline `score` code, and cleanup codecov #711
  - Remove `pass` for abstract methods for codecov #730
  - Added __str__ for AutoSearch object #675
  - Add util methods to graph ROC and confusion matrix #720
  - Refactor `AutoBase` to `AutoSearchBase` #758
  - Updated AutoBase with `data_checks` parameter, removed previous `detect_label_leakage` parameter, and added functionality to run data checks before search in AutoML #765
  - Updated our logger to use Python's logging utils #763
  - Refactor most of `AutoSearchBase._do_iteration` impl into `AutoSearchBase._evaluate` #762
  - Port over all guardrails to use the new DataCheck API #789
  - Expanded `import_or_raise` to catch all exceptions #759
  - Adds RMSE, MSLE, RMSLE as standard metrics #788
  - Don't allow `Recall` to be used as an objective for AutoML #784
  - Removed feature selection from pipelines #819
  - Update default estimator parameters to make automl search faster and more accurate #793
- **Documentation Changes**
  - Add instructions to freeze `master` on `release.md` #726
  - Update release instructions with more details #727 #733
  - Add objective base classes to API reference #736
  - Fix components API to match other modules #747
- **Testing Changes**
  - Delete codecov yml, use codecov.io's default #732
  - Added unit tests for fraud cost, lead scoring, and standard metric objectives #741
  - Update codecov client #782
  - Updated AutoBase __str__ test to include no parameters case #783
  - Added unit tests for `ExtraTrees` pipeline #790
  - If codecov fails to upload, fail build #810
  - Updated Python version of dependency action #816
  - Update the dependency update bot to use a suffix when creating branches #817

Warning:

Breaking Changes

- The `detect_label_leakage` parameter for AutoML classes has been removed and replaced by a `data_checks` parameter #765
- Moved ROC and confusion matrix methods from `evalml.pipeline.plot_utils` to `evalml.pipeline.graph_utils` #720
- `Tuner` classes require a pipeline hyperparameter range dict as an init arg instead of a space definition #779
- `Tuner.propose` and `Tuner.add` work directly with pipeline parameters dicts instead of flat parameter lists #779
- `PipelineBase.hyperparameters` and `custom_hyperparameters` use pipeline parameters dict format instead of being represented as a flat list #779
- All guardrail functions previously under `evalml.guardrails.utils` will be removed and replaced by data checks #789
- `Recall` disallowed as an objective for AutoML #784
- `AutoSearchBase` parameter `tuner` has been renamed to `tuner_class` #793
- `AutoSearchBase` parameter `possible_pipelines` and `possible_model_families` have been renamed to `allowed_pipelines` and `allowed_model_families` #793

v0.9.0 Apr. 27, 2020

- **Enhancements**
  - Added `Accuracy` as an standard objective #624
  - Added verbose parameter to load_fraud #560
  - Added Balanced Accuracy metric for binary, multiclass #612 #661
  - Added XGBoost regressor and XGBoost regression pipeline #666
  - Added `Accuracy` metric for multiclass #672
  - Added objective name in `AutoBase.describe_pipeline` #686
  - Added `DataCheck` and `DataChecks`, `Message` classes and relevant subclasses #739
- **Fixes**
  - Removed direct access to `cls.component_graph` #595
  - Add testing files to .gitignore #625
  - Remove circular dependencies from `Makefile` #637
  - Add error case for `normalize_confusion_matrix()` #640
  - Fixed `XGBoostClassifier` and `XGBoostRegressor` bug with feature names that contain [,], or < #659
  - Update `make_pipeline_graph` to not accidentally create empty file when testing if path is valid #649
  - Fix pip installation warning about docsutils version, from boto dependency #664
  - Removed zero division warning for F1/precision/recall metrics #671
  - Fixed `summary` for pipelines without estimators #707
- **Changes**

  - Updated default objective for binary/multiclass classification to log loss #613
  - Created classification and regression pipeline subclasses and removed objective as an attribute of pipeline classes #405
  - Changed the output of `score` to return one dictionary #429
  - Created binary and multiclass objective subclasses #504
  - Updated objectives API #445
  - Removed call to `get_plot_data` from AutoML #615
  - Set `raise_error` to default to True for AutoML classes #638
  - Remove unnecessary "u" prefixes on some unicode strings #641
  - Changed one-hot encoder to return uint8 dtypes instead of ints #653
  - Pipeline `_name` field changed to `custom_name` #650
  - Removed `graphs.py` and moved methods into `PipelineBase` #657, #665
  - Remove s3fs as a dev dependency #664
  - Changed requirements-parser to be a core dependency #673
  - Replace `supported_problem_types` field on pipelines with `problem_type` attribute on base classes #678
  - Changed AutoML to only show best results for a given pipeline template in `rankings`, added `full_rankings` property to show all #682
  - Update `ModelFamily` values: don't list xgboost/catboost as classifiers now that we have regression pipelines for them #677
  - Changed AutoML's `describe_pipeline` to get problem type from pipeline instead #685
  - Standardize `import_or_raise` error messages #683
  - Updated argument order of objectives to align with sklearn's #698
  - Renamed `pipeline.feature_importance_graph` to `pipeline.graph_feature_importances` #700
  - Moved ROC and confusion matrix methods to `evalml.pipelines.plot_utils` #704
  - Renamed `MultiClassificationObjective` to `MulticlassClassificationObjective`, to align with pipeline naming scheme #715

- **Documentation Changes**
  - Fixed some sphinx warnings #593
  - Fixed docstring for `AutoClassificationSearch` with correct command #599
  - Limit readthedocs formats to pdf, not htmlzip and epub #594 #600
  - Clean up objectives API documentation #605
  - Fixed function on Exploring search results page #604
  - Update release process doc #567
  - `AutoClassificationSearch` and `AutoRegressionSearch` show inherited methods in API reference #651
  - Fixed improperly formatted code in breaking changes for changelog #655

  - Added configuration to treat Sphinx warnings as errors #660
  - Removed separate plotting section for pipelines in API reference #657, #665
  - Have leads example notebook load S3 files using https, so we can delete s3fs dev dependency #664
  - Categorized components in API reference and added descriptions for each category #663
  - Fixed Sphinx warnings about `BalancedAccuracy` objective #669
  - Updated API reference to include missing components and clean up pipeline docstrings #689
  - Reorganize API ref, and clarify pipeline sub-titles #688
  - Add and update preprocessing utils in API reference #687
  - Added inheritance diagrams to API reference #695
  - Documented which default objective AutoML optimizes for #699
  - Create seperate install page #701
  - Include more utils in API ref, like `import_or_raise` #704
  - Add more color to pipeline documentation #705
- **Testing Changes**
  - Matched install commands of `check_latest_dependencies` test and it's GitHub action #578
  - Added Github app to auto assign PR author as assignee #477
  - Removed unneeded conda installation of xgboost in windows checkin tests #618
  - Update graph tests to always use tmpfile dir #649
  - Changelog checkin test workaround for release PRs: If 'future release' section is empty of PR refs, pass check #658
  - Add changelog checkin test exception for `dep-update` branch #723

Warning: Breaking Changes

- Pipelines will now no longer take an objective parameter during instantiation, and will no longer have an objective attribute.
- `fit()` and `predict()` now use an optional `objective` parameter, which is only used in binary classification pipelines to fit for a specific objective.
- `score()` will now use a required `objectives` parameter that is used to determine all the objectives to score on. This differs from the previous behavior, where the pipeline's objective was scored on regardless.
- `score()` will now return one dictionary of all objective scores.
- `ROC` and `ConfusionMatrix` plot methods via `Auto(*).plot` have been removed by #615 and are replaced by `roc_curve` and `confusion_matrix` in `evamlm.pipelines.plot_utils` in #704
- `normalize_confusion_matrix` has been moved to `evalml.pipelines.plot_utils` #704
- Pipelines `_name` field changed to `custom_name`
- Pipelines `supported_problem_types` field is removed because it is no longer necessary #678
- Updated argument order of objectives' `objective_function` to align with sklearn #698

- `pipeline.feature_importance_graph` has been renamed to `pipeline.graph_feature_importances` in #700
- Removed unsupported `MSLE` objective #704

v0.8.0 Apr. 1, 2020

- **Enhancements**
  - Add normalization option and information to confusion matrix #484
  - Add util function to drop rows with NaN values #487
  - Renamed `PipelineBase.name` as `PipelineBase.summary` and redefined `PipelineBase.name` as class property #491
  - Added access to parameters in Pipelines with `PipelineBase.parameters` (used to be return of `PipelineBase.describe`) #501
  - Added `fill_value` parameter for `SimpleImputer` #509
  - Added functionality to override component hyperparameters and made pipelines take hyperparemeters from components #516
  - Allow `numpy.random.RandomState` for random_state parameters #556
- **Fixes**
  - Removed unused dependency `matplotlib`, and move `category_encoders` to test reqs #572
- **Changes**
  - Undo version cap in XGBoost placed in #402 and allowed all released of XGBoost #407
  - Support pandas 1.0.0 #486
  - Made all references to the logger static #503
  - Refactored `model_type` parameter for components and pipelines to `model_family` #507
  - Refactored `problem_types` for pipelines and components into `supported_problem_types` #515
  - Moved `pipelines/utils.save_pipeline` and `pipelines/utils.load_pipeline` to `PipelineBase.save` and `PipelineBase.load` #526
  - Limit number of categories encoded by `OneHotEncoder` #517
- **Documentation Changes**
  - Updated API reference to remove `PipelinePlot` and added moved `PipelineBase` plotting methods #483
  - Add code style and github issue guides #463 #512
  - Updated API reference for to surface class variables for pipelines and components #537
  - Fixed README documentation link #535
  - Unhid PR references in changelog #656
- **Testing Changes**
  - Added automated dependency check PR #482, #505
  - Updated automated dependency check comment #497

- Have build_docs job use python executor, so that env vars are set properly #547
- Added simple test to make sure `OneHotEncoder`'s top_n works with large number of categories #552
- Run windows unit tests on PRs #557

Warning: Breaking Changes

- `AutoClassificationSearch` and `AutoRegressionSearch`'s `model_types` parameter has been refactored into `allowed_model_families`
- `ModelTypes` enum has been changed to `ModelFamily`
- Components and Pipelines now have a `model_family` field instead of `model_type`
- `get_pipelines` utility function now accepts `model_families` as an argument instead of `model_types`
- `PipelineBase.name` no longer returns structure of pipeline and has been replaced by `PipelineBase.summary`
- `PipelineBase.problem_types` and `Estimator.problem_types` has been renamed to `supported_problem_types`
- `pipelines/utils.save_pipeline` and `pipelines/utils.load_pipeline` moved to `PipelineBase.save` and `PipelineBase.load`

v0.7.0 Mar. 9, 2020

- **Enhancements**
  - Added emacs buffers to .gitignore #350
  - Add CatBoost (gradient-boosted trees) classification and regression components and pipelines #247
  - Added Tuner abstract base class #351
  - Added `n_jobs` as parameter for `AutoClassificationSearch` and `AutoRegressionSearch` #403
  - Changed colors of confusion matrix to shades of blue and updated axis order to match scikit-learn's #426
  - Added `PipelineBase .graph` and `.feature_importance_graph` methods, moved from previous location #423
  - Added support for python 3.8 #462
- **Fixes**
  - Fixed ROC and confusion matrix plots not being calculated if user passed own additional_objectives #276
  - Fixed ReadtheDocs `FileNotFoundError` exception for fraud dataset #439
- **Changes**
  - Added `n_estimators` as a tunable parameter for XGBoost #307
  - Remove unused parameter `ObjectiveBase.fit_needs_proba` #320
  - Remove extraneous parameter `component_type` from all components #361

  - Remove unused `rankings.csv` file #397
  - Downloaded demo and test datasets so unit tests can run offline #408
  - Remove `_needs_fitting` attribute from Components #398
  - Changed plot.feature_importance to show only non-zero feature importances by default, added optional parameter to show all #413
  - Refactored `PipelineBase` to take in parameter dictionary and moved pipeline metadata to class attribute #421
  - Dropped support for Python 3.5 #438
  - Removed unused `apply.py` file #449
  - Clean up `requirements.txt` to remove unused deps #451
  - Support installation without all required dependencies #459
- **Documentation Changes**
  - Update release.md with instructions to release to internal license key #354
- **Testing Changes**
  - Added tests for utils (and moved current utils to gen_utils) #297
  - Moved XGBoost install into it's own separate step on Windows using Conda #313
  - Rewind pandas version to before 1.0.0, to diagnose test failures for that version #325
  - Added dependency update checkin test #324
  - Rewind XGBoost version to before 1.0.0 to diagnose test failures for that version #402
  - Update dependency check to use a whitelist #417
  - Update unit test jobs to not install dev deps #455

Warning: Breaking Changes

- Python 3.5 will not be actively supported.

v0.6.0 Dec. 16, 2019

- **Enhancements**
  - Added ability to create a plot of feature importances #133
  - Add early stopping to AutoML using patience and tolerance parameters #241
  - Added ROC and confusion matrix metrics and plot for classification problems and introduce PipelineSearchPlots class #242
  - Enhanced AutoML results with search order #260
  - Added utility function to show system and environment information #300
- **Fixes**
  - Lower botocore requirement #235
  - Fixed decision_function calculation for `FraudCost` objective #254
  - Fixed return value of `Recall` metrics #264
  - Components return `self` on fit #289

- **Changes**
  - Renamed automl classes to `AutoRegressionSearch` and `AutoClassificationSearch` #287
  - Updating demo datasets to retain column names #223
  - Moving pipeline visualization to `PipelinePlot` class #228
  - Standarizing inputs as `pd.Dataframe` / `pd.Series` #130
  - Enforcing that pipelines must have an estimator as last component #277
  - Added `ipywidgets` as a dependency in `requirements.txt` #278
  - Added Random and Grid Search Tuners #240
- **Documentation Changes**
  - Adding class properties to API reference #244
  - Fix and filter FutureWarnings from scikit-learn #249, #257
  - Adding Linear Regression to API reference and cleaning up some Sphinx warnings #227
- **Testing Changes**
  - Added support for testing on Windows with CircleCI #226
  - Added support for doctests #233

Warning: Breaking Changes

- The `fit()` method for `AutoClassifier` and `AutoRegressor` has been renamed to `search()`.
- `AutoClassifier` has been renamed to `AutoClassificationSearch`
- `AutoRegressor` has been renamed to `AutoRegressionSearch`
- `AutoClassificationSearch.results` and `AutoRegressionSearch.results` now is a dictionary with `pipeline_results` and `search_order` keys. `pipeline_results` can be used to access a dictionary that is identical to the old `.results` dictionary. Whereas, `search_order` returns a list of the search order in terms of `pipeline_id`.
- Pipelines now require an estimator as the last component in `component_list`. Slicing pipelines now throws an `NotImplementedError` to avoid returning pipelines without an estimator.

v0.5.2 Nov. 18, 2019

- **Enhancements**
  - Adding basic pipeline structure visualization #211
- **Documentation Changes**
  - Added notebooks to build process #212

v0.5.1 Nov. 15, 2019

- **Enhancements**
  - Added basic outlier detection guardrail #151
  - Added basic ID column guardrail #135
  - Added support for unlimited pipelines with a `max_time` limit #70

  - Updated .readthedocs.yaml to successfully build #188
- **Fixes**
  - Removed MSLE from default additional objectives #203
  - Fixed `random_state` passed in pipelines #204
  - Fixed slow down in RFRegressor #206
- **Changes**
  - Pulled information for describe_pipeline from pipeline's new describe method #190
  - Refactored pipelines #108
  - Removed guardrails from Auto(*) #202, #208
- **Documentation Changes**
  - Updated documentation to show `max_time` enhancements #189
  - Updated release instructions for RTD #193
  - Added notebooks to build process #212
  - Added contributing instructions #213
  - Added new content #222

v0.5.0 Oct. 29, 2019

- **Enhancements**
  - Added basic one hot encoding #73
  - Use enums for model_type #110
  - Support for splitting regression datasets #112
  - Auto-infer multiclass classification #99
  - Added support for other units in `max_time` #125
  - Detect highly null columns #121
  - Added additional regression objectives #100
  - Show an interactive iteration vs. score plot when using fit() #134
- **Fixes**
  - Reordered `describe_pipeline` #94
  - Added type check for `model_type` #109
  - Fixed `s` units when setting string `max_time` #132
  - Fix objectives not appearing in API documentation #150
- **Changes**
  - Reorganized tests #93
  - Moved logging to its own module #119
  - Show progress bar history #111
  - Using `cloudpickle` instead of pickle to allow unloading of custom objectives #113
  - Removed render.py #154

- **Documentation Changes**
  - Update release instructions #140
  - Include additional_objectives parameter #124
  - Added Changelog #136
- **Testing Changes**
  - Code coverage #90
  - Added CircleCI tests for other Python versions #104
  - Added doc notebooks as tests #139
  - Test metadata for CircleCI and 2 core parallelism #137

v0.4.1 Sep. 16, 2019

- **Enhancements**
  - Added AutoML for classification and regressor using Autobase and Skopt #7 #9
  - Implemented standard classification and regression metrics #7
  - Added logistic regression, random forest, and XGBoost pipelines #7
  - Implemented support for custom objectives #15
  - Feature importance for pipelines #18
  - Serialization for pipelines #19
  - Allow fitting on objectives for optimal threshold #27
  - Added detect label leakage #31
  - Implemented callbacks #42
  - Allow for multiclass classification #21
  - Added support for additional objectives #79
- **Fixes**
  - Fixed feature selection in pipelines #13
  - Made `random_seed` usage consistent #45
- **Documentation Changes**
  - Documentation Changes
  - Added docstrings #6
  - Created notebooks for docs #6
  - Initialized readthedocs EvalML #6
  - Added favicon #38
- **Testing Changes**
  - Added testing for loading data #39

v0.2.0 Aug. 13, 2019

- **Enhancements**
  - Created fraud detection objective #4

v0.1.0 July. 31, 2019

- *First Release*
- **Enhancements**
  - Added lead scoring objecitve #1
  - Added basic classifier #1
- **Documentation Changes**
  - Initialized Sphinx for docs #1

PYTHON MODULE INDEX

e

evalml, 192
evalml.automl, 192
evalml.automl.automl_algorithm, 192
evalml.automl.automl_algorithm.automl_algorithm, 192
evalml.automl.automl_algorithm.default_algorithm, 194
evalml.automl.automl_algorithm.iterative_algorithm, 197
evalml.automl.automl_search, 224
evalml.automl.callbacks, 232
evalml.automl.engine, 206
evalml.automl.engine.cf_engine, 206
evalml.automl.engine.dask_engine, 209
evalml.automl.engine.engine_base, 212
evalml.automl.engine.sequential_engine, 215
evalml.automl.pipeline_search_plots, 233
evalml.automl.utils, 234
evalml.data_checks, 247
evalml.data_checks.class_imbalance_data_check, 247
evalml.data_checks.data_check, 250
evalml.data_checks.data_check_action, 251
evalml.data_checks.data_check_action_code, 252
evalml.data_checks.data_check_action_option, 252
evalml.data_checks.data_check_message, 255
evalml.data_checks.data_check_message_code, 257
evalml.data_checks.data_check_message_type, 259
evalml.data_checks.data_checks, 260
evalml.data_checks.datetime_format_data_check, 261
evalml.data_checks.datetime_nan_data_check, 263
evalml.data_checks.default_data_checks, 265
evalml.data_checks.id_columns_data_check, 266
evalml.data_checks.invalid_target_data_check, 269
evalml.data_checks.multicollinearity_data_check, 273
evalml.data_checks.natural_language_nan_data_check, 274
evalml.data_checks.no_variance_data_check, 276
evalml.data_checks.null_data_check, 279
evalml.data_checks.outliers_data_check, 283
evalml.data_checks.sparsity_data_check, 285
evalml.data_checks.target_distribution_data_check, 287
evalml.data_checks.target_leakage_data_check, 289
evalml.data_checks.ts_parameters_data_check, 291
evalml.data_checks.ts_splitting_data_check, 293
evalml.data_checks.uniqueness_data_check, 294
evalml.data_checks.utils, 297
evalml.demos, 338
evalml.demos.breast_cancer, 338
evalml.demos.churn, 338
evalml.demos.diabetes, 339
evalml.demos.fraud, 339
evalml.demos.weather, 340
evalml.demos.wine, 340
evalml.exceptions, 342
evalml.exceptions.exceptions, 342
evalml.model_family, 347
evalml.model_family.model_family, 347
evalml.model_family.utils, 349
evalml.model_understanding, 351
evalml.model_understanding.decision_boundary, 358

evalml.model_understanding.feature_explanations, 359
evalml.model_understanding.force_plots, 361
evalml.model_understanding.graphs, 362
evalml.model_understanding.permutation_importance, 373
evalml.model_understanding.prediction_explanations, 351
evalml.model_understanding.prediction_explanations.explainers, 351
evalml.objectives, 389
evalml.objectives.binary_classification_objective, 389
evalml.objectives.cost_benefit_matrix, 392
evalml.objectives.fraud_cost, 395
evalml.objectives.lead_scoring, 398
evalml.objectives.multiclass_classification_objective, 401
evalml.objectives.objective_base, 403
evalml.objectives.regression_objective, 405
evalml.objectives.sensitivity_low_alert, 408
evalml.objectives.standard_metrics, 410
evalml.objectives.time_series_regression_objective, 474
evalml.objectives.utils, 476
evalml.pipelines, 563
evalml.pipelines.binary_classification_pipeline, 1242
evalml.pipelines.binary_classification_pipeline_mixin, 1249
evalml.pipelines.classification_pipeline, 1250
evalml.pipelines.component_graph, 1255
evalml.pipelines.components, 563
evalml.pipelines.components.component_base, 1072
evalml.pipelines.components.component_base_meta, 1074
evalml.pipelines.components.ensemble, 563
evalml.pipelines.components.ensemble.stacked_ensemble_base, 563
evalml.pipelines.components.ensemble.stacked_ensemble_classifier, 566
evalml.pipelines.components.ensemble.stacked_ensemble_regressor, 569
evalml.pipelines.components.estimators, 581
evalml.pipelines.components.estimators.classifiers, 581
evalml.pipelines.components.estimators.classifiers, 581
evalml.pipelines.components.estimators.classifiers, 584
evalml.pipelines.components.estimators.classifiers, 587
evalml.pipelines.components.estimators.classifiers, 590
evalml.pipelines.components.estimators.classifiers, 593
evalml.pipelines.components.estimators.classifiers, 597
evalml.pipelines.components.estimators.classifiers, 600
evalml.pipelines.components.estimators.classifiers, 603
evalml.pipelines.components.estimators.classifiers, 607
evalml.pipelines.components.estimators.classifiers, 609
evalml.pipelines.components.estimators.classifiers, 612
evalml.pipelines.components.estimators.classifiers, 621
evalml.pipelines.components.estimators.estimator, 747
evalml.pipelines.components.estimators.regressors, 660
evalml.pipelines.components.estimators.regressors.a, 660
evalml.pipelines.components.estimators.regressors.b, 663
evalml.pipelines.components.estimators.regressors.c, 666
evalml.pipelines.components.estimators.regressors.c, 669
evalml.pipelines.components.estimators.regressors.e, 672
evalml.pipelines.components.estimators.regressors.e, 675
evalml.pipelines.components.estimators.regressors.e, 679
evalml.pipelines.components.estimators.regressors.l, 682
evalml.pipelines.components.estimators.regressors.l, 685
evalml.pipelines.components.estimators.regressors.p, 688
evalml.pipelines.components.estimators.regressors.r, 691
evalml.pipelines.components.estimators.regressors.s, 694
evalml.pipelines.components.estimators.regressors.t, 697

evalml.pipelines.components.estimators.regressors.linear_regressor, 700
evalml.pipelines.components.estimators.regressors.xgboost_regressor, 703
evalml.pipelines.components.transformers, 828
evalml.pipelines.components.transformers.column_selectors, 984
evalml.pipelines.components.transformers.dim_reducers, 828
evalml.pipelines.components.transformers.dim_reducers.lsa, 828
evalml.pipelines.components.transformers.dim_reducers.pca, 831
evalml.pipelines.components.transformers.encoders, 838
evalml.pipelines.components.transformers.encoders.label_encoder, 839
evalml.pipelines.components.transformers.encoders.onehot_encoder, 841
evalml.pipelines.components.transformers.encoders.target_encoder, 846
evalml.pipelines.components.transformers.scalers, 857
evalml.pipelines.components.transformers.scalers.standard_scaler, 857
evalml.pipelines.components.transformers.transformer, 860
evalml.pipelines.components.transformers.feature_selection.classifier_feature_selector, 864
evalml.pipelines.components.transformers.feature_selection.rf_regressor_feature_selector, 876
evalml.pipelines.components.transformers.imputers, 876
evalml.pipelines.components.transformers.imputers.imputer, 879
evalml.pipelines.components.transformers.imputers.per_column_imputer, 881
evalml.pipelines.components.transformers.imputers.simple_imputer, 884
evalml.pipelines.components.transformers.imputers.target_imputer, 898
evalml.pipelines.components.transformers.preprocessing, 898
evalml.pipelines.components.transformers.preprocessing.datetime_featurizer, 901
evalml.pipelines.components.transformers.preprocessing.drop_null_columns, 903
evalml.pipelines.components.transformers.preprocessing.drop_rows_transformer, 906
evalml.pipelines.components.transformers.preprocessing.featuretools, 909
evalml.pipelines.components.transformers.preprocessing.text_transformer, 911
evalml.pipelines.components.transformers.preprocessing.vowpal_wabbit_regressor, 914
evalml.pipelines.components.transformers.preprocessing.xgboost_regressor, 916
evalml.pipelines.components.transformers.preprocessing.components, 919
evalml.pipelines.components.transformers.preprocessing.components.delete_columns, 922
evalml.pipelines.components.transformers.preprocessing.components.drop_nan_rows, 924
evalml.pipelines.components.transformers.preprocessing.components.delete_rows, 928
evalml.pipelines.components.transformers.preprocessing.components.pca, 964
evalml.pipelines.components.transformers.samplers, 964
evalml.pipelines.components.transformers.samplers.base_sampler, 967
evalml.pipelines.components.transformers.samplers.oversampler, 970
evalml.pipelines.components.transformers.samplers.undersampler, 979
evalml.pipelines.components.transformers.scalers, 979
evalml.pipelines.components.transformers.scalers.standard_scaler, 993
evalml.pipelines.components.transformers.transformer, 1075
evalml.pipelines.components.transformers.feature_selection.classifier_feature_selector, 1260
evalml.pipelines.components.transformers.feature_selection.rf_regressor_feature_selector, 1266
evalml.pipelines.components.transformers.imputers, 1272
evalml.pipelines.components.transformers.imputers.imputer, 1273
evalml.pipelines.components.transformers.imputers.per_column_imputer, 1279
evalml.pipelines.components.transformers.imputers.simple_imputer, 1299
evalml.pipelines.components.transformers.imputers.target_imputer, 1305
evalml.pipelines.components.transformers.preprocessing, 1475
evalml.pipelines.components.transformers.preprocessing.datetime_featurizer, 1475
evalml.pipelines.components.transformers.preprocessing.drop_null_columns, 1476
evalml.pipelines.components.transformers.preprocessing.drop_rows_transformer, 1477
evalml.pipelines.components.transformers.preprocessing.featuretools, 1479
evalml.pipelines.components.transformers.preprocessing.text_transformer, 1483
evalml.pipelines.components.transformers.preprocessing.vowpal_wabbit_regressor, 1485
evalml.pipelines.components.transformers.preprocessing.xgboost_regressor, 1488
evalml.pipelines.components.transformers.preprocessing.components, 1491
evalml.pipelines.components.transformers.preprocessing.components.delete_columns, 1492
evalml.pipelines.components.transformers.preprocessing.components.drop_nan_rows, 1493
evalml.pipelines.components.transformers.preprocessing.components.delete_rows, 1494
evalml.pipelines.components.transformers.preprocessing.components.pca, 1495
evalml.pipelines.components.transformers.samplers, 1495
evalml.pipelines.components.transformers.samplers.base_sampler, 1496
evalml.pipelines.components.transformers.samplers.oversampler, 1499
evalml.pipelines.components.transformers.samplers.undersampler, 1501
evalml.pipelines.components.transformers.scalers, 1501
evalml.pipelines.components.transformers.scalers.standard_scaler, 1502
evalml.pipelines.components.transformers.transformer, 1505
evalml.pipelines.multiclass_classification_pipeline, 1509
evalml.pipelines.pipeline_base, 1512
evalml.pipelines.pipeline_meta, 1515
evalml.pipelines.regression_pipeline, 1518
evalml.pipelines.time_series_classification_pipeline, 1521
evalml.pipelines.time_series_pipeline_base, 1524
evalml.pipelines.time_series_regression_pipeline, 1527
evalml.pipelines.utils, 1530
evalml.preprocessing, 1533
evalml.preprocessing.data_splitters, 1533
evalml.preprocessing.data_splitters.no_split, 1534
evalml.preprocessing.data_splitters.time_series_split, 1537
evalml.preprocessing.data_splitters.training_validation_split, 1540
evalml.preprocessing.utils, 1543
evalml.problem_types, 1545
evalml.problem_types.problem_types, 1545
evalml.problem_types.utils, 1548
evalml.tuners, 1551

evalml.tuners.grid_search_tuner, 1501
evalml.tuners.random_search_tuner, 1502
evalml.tuners.skopt_tuner, 1504
evalml.tuners.tuner, 1506
evalml.tuners.tuner_exceptions, 1507
evalml.utils, 1513
evalml.utils.base_meta, 1513
evalml.utils.cli_utils, 1514
evalml.utils.gen_utils, 1515
evalml.utils.logger, 1520
evalml.utils.update_checker, 1521
evalml.utils.woodwork_utils, 1521

INDEX

A

abs_error() (*in module evalml.model_understanding.prediction_explanations.explainers*), 352
AccuracyBinary (*class in evalml.objectives*), 480
AccuracyBinary (*class in evalml.objectives.standard_metrics*), 412
AccuracyMulticlass (*class in evalml.objectives*), 482
AccuracyMulticlass (*class in evalml.objectives.standard_metrics*), 414
add() (*evalml.tuners.grid_search_tuner.GridSearchTuner method*), 1502
add() (*evalml.tuners.GridSearchTuner method*), 1509
add() (*evalml.tuners.random_search_tuner.RandomSearchTuner method*), 1504
add() (*evalml.tuners.RandomSearchTuner method*), 1510
add() (*evalml.tuners.skopt_tuner.SKOptTuner method*), 1505
add() (*evalml.tuners.SKOptTuner method*), 1511
add() (*evalml.tuners.Tuner method*), 1512
add() (*evalml.tuners.tuner.Tuner method*), 1507
add_result() (*evalml.automl.automl_algorithm.automl_algorithm.AutoMLAlgorithm method*), 194
add_result() (*evalml.automl.automl_algorithm.AutoMLAlgorithm method*), 201
add_result() (*evalml.automl.automl_algorithm.default_algorithm.DefaultAlgorithm method*), 196
add_result() (*evalml.automl.automl_algorithm.DefaultAlgorithm method*), 203
add_result() (*evalml.automl.automl_algorithm.iterative_algorithm.IterativeAlgorithm method*), 200
add_result() (*evalml.automl.automl_algorithm.IterativeAlgorithm method*), 205
add_to_rankings() (*evalml.automl.automl_search.AutoMLSearch method*), 228
add_to_rankings() (*evalml.automl.AutoMLSearch method*), 241
add_to_rankings() (*evalml.AutoMLSearch method*), 1530
all_components() (*in module evalml.pipelines.components.utils*), 1076
all_parameter_types() (*evalml.data_checks.data_check_action_option.DCAOParameterT method*), 255
all_parameter_types() (*evalml.data_checks.DCAOParameterType method*), 311
all_problem_types() (*evalml.problem_types.problem_types.ProblemTypes method*), 1494
all_problem_types() (*evalml.problem_types.ProblemTypes method*), 1500
allowed_model_families() (*in module evalml.pipelines.components.utils*), 1076
are_datasets_separated_by_gap_time_index() (*in module evalml.utils.gen_utils*), 1516
are_ts_parameters_valid_for_split() (*in module evalml.utils.gen_utils*), 1516
ARIMARegressor (*class in evalml.pipelines*), 1316
ARIMARegressor (*class in evalml.pipelines.components*), 1083
ARIMARegressor (*class in evalml.pipelines.components.estimators*), 751
ARIMARegressor (*class in evalml.pipelines.components.estimators.regressors*), 707
ARIMARegressor (*class in evalml.pipelines.components.estimators.regressors.arima_regress*), 660
AUC (*class in evalml.objectives*), 484
AUC (*class in evalml.objectives.standard_metrics*), 415
AUCMacro (*class in evalml.objectives*), 486
AUCMacro (*class in evalml.objectives.standard_metrics*), 418
AUCMicro (*class in evalml.objectives*), 488
AUCMicro (*class in evalml.objectives.standard_metrics*), 419
AUCWeighted (*class in evalml.objectives*), 490
AUCWeighted (*class in*

evalml.objectives.standard_metrics), 421
AutoMLAlgorithm (*class in evalml.automl.automl_algorithm*), 201
AutoMLAlgorithm (*class in evalml.automl.automl_algorithm.automl_algorithm*), 193
AutoMLAlgorithmException, 194, 202
AutoMLConfig (*in module evalml.automl.utils*), 235
AutoMLSearch (*class in evalml*), 1527
AutoMLSearch (*class in evalml.automl*), 238
AutoMLSearch (*class in evalml.automl.automl_search*), 225
AutoMLSearchException, 343, 345

B

BalancedAccuracyBinary (*class in evalml.objectives*), 491
BalancedAccuracyBinary (*class in evalml.objectives.standard_metrics*), 423
BalancedAccuracyMulticlass (*class in evalml.objectives*), 493
BalancedAccuracyMulticlass (*class in evalml.objectives.standard_metrics*), 425
BaselineClassifier (*class in evalml.pipelines.components*), 1086
BaselineClassifier (*class in evalml.pipelines.components.estimators*), 754
BaselineClassifier (*class in evalml.pipelines.components.estimators.classifiers*), 624
BaselineClassifier (*class in evalml.pipelines.components.estimators.classifiers.baseline_classifier*), 581
BaselineRegressor (*class in evalml.pipelines.components*), 1089
BaselineRegressor (*class in evalml.pipelines.components.estimators*), 756
BaselineRegressor (*class in evalml.pipelines.components.estimators.regressors*), 710
BaselineRegressor (*class in evalml.pipelines.components.estimators.regressors.baseline_regressor*), 663
BaseMeta (*class in evalml.utils.base_meta*), 1513
BaseSampler (*class in evalml.pipelines.components.transformers.samplers.base_sampler*), 964
batch_number() (*evalml.automl.automl_algorithm.automl_algorithm.AutoMLAlgorithm property*), 194
batch_number() (*evalml.automl.automl_algorithm.AutoMLAlgorithm property*), 202
batch_number() (*evalml.automl.automl_algorithm.default_algorithm.D property*), 196
batch_number() (*evalml.automl.automl_algorithm.DefaultAlgorithm property*), 204
batch_number() (*evalml.automl.automl_algorithm.iterative_algorithm. property*), 200
batch_number() (*evalml.automl.automl_algorithm.IterativeAlgorithm property*), 206
best_pipeline() (*evalml.automl.automl_search.AutoMLSearch property*), 228
best_pipeline() (*evalml.automl.AutoMLSearch property*), 241
best_pipeline() (*evalml.AutoMLSearch property*), 1530
binary_objective_vs_threshold() (*in module evalml.model_understanding*), 376
binary_objective_vs_threshold() (*in module evalml.model_understanding.graphs*), 363
BinaryClassificationObjective (*class in evalml.objectives*), 495
BinaryClassificationObjective (*class in evalml.objectives.binary_classification_objective*), 389
BinaryClassificationPipeline (*class in evalml.pipelines*), 1319
BinaryClassificationPipeline (*class in evalml.pipelines.binary_classification_pipeline*), 1242
BinaryClassificationPipelineMixin (*class in evalml.pipelines.binary_classification_pipeline_mixin*), 1249
build_engine_from_str() (*in module evalml.automl.automl_search*), 230
build_prophet_df() (*evalml.pipelines.components.estimators.ProphetRegressor static method*), 802
build_prophet_df() (*evalml.pipelines.components.estimators.regressors.prophet_regre static method*), 690
build_prophet_df() (*evalml.pipelines.components.estimators.regressors.ProphetRegre static method*), 733
build_prophet_df() (*evalml.pipelines.components.ProphetRegressor static method*), 1178
build_prophet_df() (*evalml.pipelines.ProphetRegressor static method*), 1397

C

calculate_percent_difference() (*evalml.objectives.AccuracyBinary class method*), 481
calculate_percent_difference()

(*evalml.objectives.AccuracyMulticlass class method*), 483
calculate_percent_difference() (*evalml.objectives.AUC class method*), 485
calculate_percent_difference() (*evalml.objectives.AUCMacro class method*), 487
calculate_percent_difference() (*evalml.objectives.AUCMicro class method*), 489
calculate_percent_difference() (*evalml.objectives.AUCWeighted class method*), 490
calculate_percent_difference() (*evalml.objectives.BalancedAccuracyBinary class method*), 492
calculate_percent_difference() (*evalml.objectives.BalancedAccuracyMulticlass class method*), 494
calculate_percent_difference() (*evalml.objectives.binary_classification_objective.BinaryClassificationObjective class method*), 390
calculate_percent_difference() (*evalml.objectives.BinaryClassificationObjective class method*), 496
calculate_percent_difference() (*evalml.objectives.cost_benefit_matrix.CostBenefitMatrix class method*), 393
calculate_percent_difference() (*evalml.objectives.CostBenefitMatrix class method*), 499
calculate_percent_difference() (*evalml.objectives.ExpVariance class method*), 501
calculate_percent_difference() (*evalml.objectives.F1 class method*), 503
calculate_percent_difference() (*evalml.objectives.F1Macro class method*), 505
calculate_percent_difference() (*evalml.objectives.F1Micro class method*), 507
calculate_percent_difference() (*evalml.objectives.F1Weighted class method*), 508
calculate_percent_difference() (*evalml.objectives.fraud_cost.FraudCost class method*), 396
calculate_percent_difference() (*evalml.objectives.FraudCost class method*), 510
calculate_percent_difference() (*evalml.objectives.Gini class method*), 514
calculate_percent_difference() (*evalml.objectives.lead_scoring.LeadScoring class method*), 399
calculate_percent_difference() (*evalml.objectives.LeadScoring class method*), 516
calculate_percent_difference() (*evalml.objectives.LogLossBinary class method*), 518
calculate_percent_difference() (*evalml.objectives.LogLossMulticlass class method*), 521
calculate_percent_difference() (*evalml.objectives.MAE class method*), 522
calculate_percent_difference() (*evalml.objectives.MAPE class method*), 524
calculate_percent_difference() (*evalml.objectives.MaxError class method*), 526
calculate_percent_difference() (*evalml.objectives.MCCBinary class method*), 527
calculate_percent_difference() (*evalml.objectives.MCCMulticlass class method*), 529
calculate_percent_difference() (*evalml.objectives.MeanSquaredLogError class method*), 531
calculate_percent_difference() (*evalml.objectives.MedianAE class method*), 533
calculate_percent_difference() (*evalml.objectives.MSE class method*), 534
calculate_percent_difference() (*evalml.objectives.multiclass_classification_objective.MulticlassC class method*), 401
calculate_percent_difference() (*evalml.objectives.MulticlassClassificationObjective class method*), 536
calculate_percent_difference() (*evalml.objectives.objective_base.ObjectiveBase class method*), 404
calculate_percent_difference() (*evalml.objectives.ObjectiveBase class method*), 538
calculate_percent_difference() (*evalml.objectives.Precision class method*), 540
calculate_percent_difference() (*evalml.objectives.PrecisionMacro class method*), 542
calculate_percent_difference() (*evalml.objectives.PrecisionMicro class method*), 544

calculate_percent_difference() (*evalml.objectives.PrecisionWeighted class method*), 545
calculate_percent_difference() (*evalml.objectives.R2 class method*), 547
calculate_percent_difference() (*evalml.objectives.Recall class method*), 549
calculate_percent_difference() (*evalml.objectives.RecallMacro class method*), 551
calculate_percent_difference() (*evalml.objectives.RecallMicro class method*), 553
calculate_percent_difference() (*evalml.objectives.RecallWeighted class method*), 554
calculate_percent_difference() (*evalml.objectives.regression_objective.RegressionObjective class method*), 406
calculate_percent_difference() (*evalml.objectives.RegressionObjective class method*), 556
calculate_percent_difference() (*evalml.objectives.RootMeanSquaredError class method*), 558
calculate_percent_difference() (*evalml.objectives.RootMeanSquaredLogError class method*), 559
calculate_percent_difference() (*evalml.objectives.sensitivity_low_alert.SensitivityLowAlert class method*), 409
calculate_percent_difference() (*evalml.objectives.SensitivityLowAlert class method*), 561
calculate_percent_difference() (*evalml.objectives.standard_metrics.AccuracyBinary class method*), 412
calculate_percent_difference() (*evalml.objectives.standard_metrics.AccuracyMulticlass class method*), 415
calculate_percent_difference() (*evalml.objectives.standard_metrics.AUC class method*), 416
calculate_percent_difference() (*evalml.objectives.standard_metrics.AUCMacro class method*), 418
calculate_percent_difference() (*evalml.objectives.standard_metrics.AUCMicro class method*), 420
calculate_percent_difference() (*evalml.objectives.standard_metrics.AUCWeighted class method*), 422
calculate_percent_difference() (*evalml.objectives.standard_metrics.BalancedAccuracyBinary class method*), 424
calculate_percent_difference() (*evalml.objectives.standard_metrics.BalancedAccuracyMulticlass class method*), 426
calculate_percent_difference() (*evalml.objectives.standard_metrics.ExpVariance class method*), 428
calculate_percent_difference() (*evalml.objectives.standard_metrics.F1 class method*), 429
calculate_percent_difference() (*evalml.objectives.standard_metrics.F1Macro class method*), 431
calculate_percent_difference() (*evalml.objectives.standard_metrics.F1Micro class method*), 433
calculate_percent_difference() (*evalml.objectives.standard_metrics.F1Weighted class method*), 435
calculate_percent_difference() (*evalml.objectives.standard_metrics.Gini class method*), 436
calculate_percent_difference() (*evalml.objectives.standard_metrics.LogLossBinary class method*), 438
calculate_percent_difference() (*evalml.objectives.standard_metrics.LogLossMulticlass class method*), 441
calculate_percent_difference() (*evalml.objectives.standard_metrics.MAE class method*), 442
calculate_percent_difference() (*evalml.objectives.standard_metrics.MAPE class method*), 444
calculate_percent_difference() (*evalml.objectives.standard_metrics.MaxError class method*), 446
calculate_percent_difference() (*evalml.objectives.standard_metrics.MCCBinary class method*), 447
calculate_percent_difference() (*evalml.objectives.standard_metrics.MCCMulticlass class method*), 449
calculate_percent_difference() (*evalml.objectives.standard_metrics.MeanSquaredLogError class method*), 451
calculate_percent_difference() (*evalml.objectives.standard_metrics.MedianAE class method*), 453
calculate_percent_difference() (*evalml.objectives.standard_metrics.MSE class method*), 454
calculate_percent_difference()

(*evalml.objectives.standard_metrics.Precision class method*), 456
calculate_percent_difference() (*evalml.objectives.standard_metrics.PrecisionMacro class method*), 458
calculate_percent_difference() (*evalml.objectives.standard_metrics.PrecisionMicro class method*), 460
calculate_percent_difference() (*evalml.objectives.standard_metrics.PrecisionWeighted class method*), 461
calculate_percent_difference() (*evalml.objectives.standard_metrics.R2 class method*), 463
calculate_percent_difference() (*evalml.objectives.standard_metrics.Recall class method*), 464
calculate_percent_difference() (*evalml.objectives.standard_metrics.RecallMacro class method*), 467
calculate_percent_difference() (*evalml.objectives.standard_metrics.RecallMicro class method*), 468
calculate_percent_difference() (*evalml.objectives.standard_metrics.RecallWeighted class method*), 470
calculate_percent_difference() (*evalml.objectives.standard_metrics.RootMeanSquaredError class method*), 471
calculate_percent_difference() (*evalml.objectives.standard_metrics.RootMeanSquaredLogError class method*), 473
calculate_percent_difference() (*evalml.objectives.time_series_regression_objective.TimeSeriesRegressionObjective class method*), 475
calculate_permutation_importance() (*in module evalml.model_understanding*), 376
calculate_permutation_importance() (*in module evalml.model_understanding.permutation_importance*), 373
calculate_permutation_importance_one_column() (*in module evalml.model_understanding*), 376
calculate_permutation_importance_one_column() (*in module evalml.model_understanding.permutation_importance*), 373
can_optimize_threshold() (*evalml.objectives.AccuracyBinary property*), 481
can_optimize_threshold() (*evalml.objectives.AUC property*), 485
can_optimize_threshold() (*evalml.objectives.BalancedAccuracyBinary property*), 492
can_optimize_threshold() (*evalml.objectives.binary_classification_objective.BinaryClassific property*), 390
can_optimize_threshold() (*evalml.objectives.BinaryClassificationObjective property*), 496
can_optimize_threshold() (*evalml.objectives.cost_benefit_matrix.CostBenefitMatrix property*), 393
can_optimize_threshold() (*evalml.objectives.CostBenefitMatrix property*), 499
can_optimize_threshold() (*evalml.objectives.F1 property*), 503
can_optimize_threshold() (*evalml.objectives.fraud_cost.FraudCost property*), 396
can_optimize_threshold() (*evalml.objectives.FraudCost property*), 510
can_optimize_threshold() (*evalml.objectives.Gini property*), 514
can_optimize_threshold() (*evalml.objectives.lead_scoring.LeadScoring property*), 399
can_optimize_threshold() (*evalml.objectives.LeadScoring property*), 516
can_optimize_threshold() (*evalml.objectives.LogLossBinary property*), 519
can_optimize_threshold() (*evalml.objectives.MCCBinary property*), 528
can_optimize_threshold() (*evalml.objectives.Precision property*), 540
can_optimize_threshold() (*evalml.objectives.Recall property*), 549
can_optimize_threshold() (*evalml.objectives.sensitivity_low_alert.SensitivityLowAlert property*), 409
can_optimize_threshold() (*evalml.objectives.SensitivityLowAlert property*), 561
can_optimize_threshold() (*evalml.objectives.standard_metrics.AccuracyBinary property*), 413
can_optimize_threshold() (*evalml.objectives.standard_metrics.AUC property*), 417
can_optimize_threshold() (*evalml.objectives.standard_metrics.BalancedAccuracyBinary property*), 424
can_optimize_threshold() (*evalml.objectives.standard_metrics.F1 prop-*

erty), 430
can_optimize_threshold() (*evalml.objectives.standard_metrics.Gini property*), 437
can_optimize_threshold() (*evalml.objectives.standard_metrics.LogLossBinary property*), 439
can_optimize_threshold() (*evalml.objectives.standard_metrics.MCCBinary property*), 448
can_optimize_threshold() (*evalml.objectives.standard_metrics.Precision property*), 456
can_optimize_threshold() (*evalml.objectives.standard_metrics.Recall property*), 465
can_tune_threshold_with_objective() (*evalml.pipelines.binary_classification_pipeline.BinaryClassificationPipeline method*), 1244
can_tune_threshold_with_objective() (*evalml.pipelines.BinaryClassificationPipeline method*), 1321
can_tune_threshold_with_objective() (*evalml.pipelines.classification_pipeline.ClassificationPipeline method*), 1251
can_tune_threshold_with_objective() (*evalml.pipelines.ClassificationPipeline method*), 1332
can_tune_threshold_with_objective() (*evalml.pipelines.multiclass_classification_pipeline.MulticlassClassificationPipeline method*), 1262
can_tune_threshold_with_objective() (*evalml.pipelines.MulticlassClassificationPipeline method*), 1382
can_tune_threshold_with_objective() (*evalml.pipelines.pipeline_base.PipelineBase method*), 1268
can_tune_threshold_with_objective() (*evalml.pipelines.PipelineBase method*), 1392
can_tune_threshold_with_objective() (*evalml.pipelines.regression_pipeline.RegressionPipeline method*), 1275
can_tune_threshold_with_objective() (*evalml.pipelines.RegressionPipeline method*), 1405
can_tune_threshold_with_objective() (*evalml.pipelines.time_series_classification_pipelines.TimeSeriesBinaryClassificationPipeline method*), 1281
can_tune_threshold_with_objective() (*evalml.pipelines.time_series_classification_pipelines.TimeSeriesClassificationPipeline method*), 1288
can_tune_threshold_with_objective() (*evalml.pipelines.time_series_classification_pipelines.TimeSeriesMulticlassClassificationPipeline method*), 1294
can_tune_threshold_with_objective() (*evalml.pipelines.time_series_pipeline_base.TimeSeriesPipelineB method*), 1301
can_tune_threshold_with_objective() (*evalml.pipelines.time_series_regression_pipeline.TimeSeriesReg method*), 1307
can_tune_threshold_with_objective() (*evalml.pipelines.TimeSeriesBinaryClassificationPipeline method*), 1434
can_tune_threshold_with_objective() (*evalml.pipelines.TimeSeriesClassificationPipeline method*), 1441
can_tune_threshold_with_objective() (*evalml.pipelines.TimeSeriesMulticlassClassificationPipeline method*), 1450
can_tune_threshold_with_objective() (*evalml.pipelines.TimeSeriesRegressionPipeline method*), 1457
cancel() (*evalml.automl.engine.cf_engine.CFComputation method*), 207
cancel() (*evalml.automl.engine.dask_engine.DaskComputation method*), 210
cancel() (*evalml.automl.engine.engine_base.EngineComputation method*), 213
cancel() (*evalml.automl.engine.EngineComputation method*), 221
cancel() (*evalml.automl.engine.sequential_engine.SequentialComputati method*), 216
CatBoostClassifier (*class in evalml.pipelines*), 1325
CatBoostClassifier (*class in evalml.pipelines.components*), 1091
CatBoostClassifier (*class in evalml.pipelines.components.estimators*), 759
CatBoostClassifier (*class in evalml.pipelines.components.estimators.classifiers*), 626
CatBoostClassifier (*class in evalml.pipelines.components.estimators.classifiers.catboost_class* 584
CatBoostRegressor (*class in evalml.pipelines*), 1328
CatBoostRegressor (*class in evalml.pipelines.components*), 1093
CatBoostRegressor (*class in evalml.pipelines.components.estimators*), 761
CatBoostRegressor (*class in evalml.pipelines.components.estimators.regressors*), 712
CatBoostRegressor (*class in evalml.pipelines.components.estimators.regressors.catboost_regr* 666

categories() (*evalml.pipelines.components.OneHotEncoder method*), 1166
categories() (*evalml.pipelines.components.transformers.encoders.OneHotEncoder method*), 843
categories() (*evalml.pipelines.components.transformers.encoders.OneHotEncoder method*), 853
categories() (*evalml.pipelines.components.transformers.OneHotEncoder method*), 1028
categories() (*evalml.pipelines.OneHotEncoder method*), 1387
CFClient (*class in evalml.automl.engine.cf_engine*), 207
CFComputation (*class in evalml.automl.engine.cf_engine*), 207
CFEngine (*class in evalml.automl.engine*), 218
CFEngine (*class in evalml.automl.engine.cf_engine*), 208
check_all_pipeline_names_unique() (*in module evalml.automl.utils*), 235
check_for_fit() (*evalml.pipelines.components.component_base.ComponentBase class method*), 1075
check_for_fit() (*evalml.pipelines.components.ComponentBase class method*), 1098
check_for_fit() (*evalml.pipelines.components.transformers.encoders.OneHotEncoder class method*), 845
check_for_fit() (*evalml.pipelines.components.transformers.imputers.TargetImputer class method*), 887
check_for_fit() (*evalml.pipelines.pipeline_meta.PipelineBaseMeta class method*), 1273
classes_() (*evalml.pipelines.binary_classification_pipeline.BinaryClassificationPipeline property*), 1244
classes_() (*evalml.pipelines.BinaryClassificationPipeline property*), 1321
classes_() (*evalml.pipelines.classification_pipeline.ClassificationPipeline property*), 1251
classes_() (*evalml.pipelines.ClassificationPipeline property*), 1332
classes_() (*evalml.pipelines.components.BaselineClassifier property*), 1087
classes_() (*evalml.pipelines.components.estimators.BaselineClassifier property*), 755
classes_() (*evalml.pipelines.components.estimators.classifiers.BaselineClassifier property*), 582
classes_() (*evalml.pipelines.components.estimators.classifiers.BaselineClassifier property*), 625
classes_() (*evalml.pipelines.multiclass_classification_pipeline.MulticlassClassificationPipeline property*), 1262
classes_() (*evalml.pipelines.MulticlassClassificationPipeline property*), 1382
classes_() (*evalml.pipelines.time_series_classification_pipeline.TimeSeriesBinaryClassificationPipeline property*), 1281
classes_() (*evalml.pipelines.time_series_classification_pipeline.TimeSeriesClassificationPipeline property*), 1288
classes_() (*evalml.pipelines.time_series_classification_pipeline.TimeSeriesMulticlassClassificationPipeline property*), 1295
classes_() (*evalml.pipelines.TimeSeriesBinaryClassificationPipeline property*), 1438
classes_() (*evalml.pipelines.TimeSeriesClassificationPipeline property*), 1441
classes_() (*evalml.pipelines.TimeSeriesMulticlassClassificationPipeline property*), 1450
ClassificationPipeline (*class in evalml.pipelines*), 1330
ClassificationPipeline (*class in evalml.pipelines.classification_pipeline*), 1250
ClassImbalanceDataCheck (*class in evalml.data_checks*), 299
ClassImbalanceDataCheck (*class in evalml.data_checks.class_imbalance_data_check*), 248
classproperty (*class in evalml.utils*), 1523
classproperty (*class in evalml.utils.gen_utils*), 1516
clone() (*evalml.pipelines.components.ARIMARegressor method*), 1317
clone() (*evalml.pipelines.binary_classification_pipeline.BinaryClassificationPipeline method*), 1244
clone() (*evalml.pipelines.BinaryClassificationPipeline method*), 1321
clone() (*evalml.pipelines.CatBoostClassifier method*), 1326
clone() (*evalml.pipelines.CatBoostRegressor method*), 1329
clone() (*evalml.pipelines.classification_pipeline.ClassificationPipeline method*), 1251
clone() (*evalml.pipelines.ClassificationPipeline method*), 1332
clone() (*evalml.pipelines.components.ARIMARegressor method*), 1085
clone() (*evalml.pipelines.components.BaselineClassifier method*), 1087
clone() (*evalml.pipelines.components.BaselineRegressor method*), 1090
clone() (*evalml.pipelines.components.CatBoostClassifier method*), 1092
clone() (*evalml.pipelines.components.CatBoostRegressor method*), 1095
clone() (*evalml.pipelines.components.component_base.ComponentBase method*), 1073
clone() (*evalml.pipelines.components.ComponentBase method*), 1097
clone() (*evalml.pipelines.components.DateTimeFeaturizer method*), 1100
clone() (*evalml.pipelines.components.DecisionTreeClassifier method*), 1103
clone() (*evalml.pipelines.components.DecisionTreeRegressor method*), 1106
clone() (*evalml.pipelines.components.DFSTransformer*

method), 1108
clone() (*evalml.pipelines.components.DropColumns method*), 1110
clone() (*evalml.pipelines.components.DropNullColumns method*), 1112
clone() (*evalml.pipelines.components.DropRowsTransformer method*), 1114
clone() (*evalml.pipelines.components.ElasticNetClassifier method*), 1117
clone() (*evalml.pipelines.components.ElasticNetRegressor method*), 1120
clone() (*evalml.pipelines.components.EmailFeaturizer method*), 1122
clone() (*evalml.pipelines.components.ensemble.stacked_ensemble_base.StackedEnsembleBase method*), 564
clone() (*evalml.pipelines.components.ensemble.stacked_ensemble_classifier.StackedEnsembleClassifier method*), 567
clone() (*evalml.pipelines.components.ensemble.stacked_ensemble_regressor.StackedEnsembleRegressor method*), 571
clone() (*evalml.pipelines.components.ensemble.StackedEnsembleBase method*), 573
clone() (*evalml.pipelines.components.ensemble.StackedEnsembleClassifier method*), 576
clone() (*evalml.pipelines.components.ensemble.StackedEnsembleRegressor method*), 579
clone() (*evalml.pipelines.components.Estimator method*), 1124
clone() (*evalml.pipelines.components.estimators.ARIMARegressor method*), 752
clone() (*evalml.pipelines.components.estimators.BaselineClassifier method*), 755
clone() (*evalml.pipelines.components.estimators.BaselineRegressor method*), 757
clone() (*evalml.pipelines.components.estimators.CatBoostClassifier method*), 760
clone() (*evalml.pipelines.components.estimators.CatBoostRegressor method*), 763
clone() (*evalml.pipelines.components.estimators.classifiers.baseline_classifier.BaselineClassifier method*), 582
clone() (*evalml.pipelines.components.estimators.classifiers.BaselineClassifier method*), 625
clone() (*evalml.pipelines.components.estimators.classifiers.catboost_classifier.CatBoostClassifier method*), 585
clone() (*evalml.pipelines.components.estimators.classifiers.CatBoostClassifier method*), 628
clone() (*evalml.pipelines.components.estimators.classifiers.decision_tree_classifier.DecisionTreeClassifier method*), 588
clone() (*evalml.pipelines.components.estimators.classifiers.DecisionTreeClassifier method*), 631
clone() (*evalml.pipelines.components.estimators.classifiers.elastic_net_classifier.ElasticNetClassifier method*), 592
clone() (*evalml.pipelines.components.estimators.classifiers.ElasticNetClassifier method*), 634
clone() (*evalml.pipelines.components.estimators.classifiers.extra_trees_classifier.ExtraTreesClassifier method*), 595
clone() (*evalml.pipelines.components.estimators.classifiers.ExtraTreesC method*), 637
clone() (*evalml.pipelines.components.estimators.classifiers.kneighbors_c method*), 598
clone() (*evalml.pipelines.components.estimators.classifiers.KNeighborsC method*), 640
clone() (*evalml.pipelines.components.estimators.classifiers.lightgbm_cla method*), 602
clone() (*evalml.pipelines.components.estimators.classifiers.LightGBMCl method*), 643
clone() (*evalml.pipelines.components.estimators.classifiers.logistic_regr method*), 605
clone() (*evalml.pipelines.components.estimators.classifiers.LogisticRegr method*), 645
clone() (*evalml.pipelines.components.estimators.classifiers.RandomFore method*), 648
clone() (*evalml.pipelines.components.estimators.classifiers.rf_classifier.R method*), 608
clone() (*evalml.pipelines.components.estimators.classifiers.svm_classifie method*), 611
clone() (*evalml.pipelines.components.estimators.classifiers.SVMClassifi method*), 650
clone() (*evalml.pipelines.components.estimators.classifiers.vowpal_wab method*), 614
clone() (*evalml.pipelines.components.estimators.classifiers.vowpal_wab method*), 617
clone() (*evalml.pipelines.components.estimators.classifiers.vowpal_wab method*), 619
clone() (*evalml.pipelines.components.estimators.classifiers.VowpalWabb method*), 653
clone() (*evalml.pipelines.components.estimators.classifiers.VowpalWabb method*), 656
clone() (*evalml.pipelines.components.estimators.classifiers.xgboost_clas method*), 622
clone() (*evalml.pipelines.components.estimators.classifiers.XGBoostCla method*), 658
clone() (*evalml.pipelines.components.estimators.DecisionTreeClassifier method*), 766
clone() (*evalml.pipelines.components.estimators.DecisionTreeRegressor method*), 769
clone() (*evalml.pipelines.components.estimators.ElasticNetClassifier method*), 772
clone() (*evalml.pipelines.components.estimators.ElasticNetRegressor method*), 774
clone() (*evalml.pipelines.components.estimators.Estimator method*), 777
clone() (*evalml.pipelines.components.estimators.estimator.Estimator method*), 748
clone() (*evalml.pipelines.components.estimators.ExponentialSmoothingE method*), 779
clone() (*evalml.pipelines.components.estimators.ExtraTreesClassifier method*), 782
clone() (*evalml.pipelines.components.estimators.ExtraTreesRegressor*

method), 785
clone() (*evalml.pipelines.components.estimators.KNeighborsClassifier method*), 788
clone() (*evalml.pipelines.components.estimators.LightGBMClassifier method*), 791
clone() (*evalml.pipelines.components.estimators.LightGBMRegressor method*), 794
clone() (*evalml.pipelines.components.estimators.LinearRegressor method*), 797
clone() (*evalml.pipelines.components.estimators.LogisticRegressionClassifier method*), 799
clone() (*evalml.pipelines.components.estimators.ProphetRegressor method*), 802
clone() (*evalml.pipelines.components.estimators.RandomForestClassifier method*), 804
clone() (*evalml.pipelines.components.estimators.RandomForestRegressor method*), 807
clone() (*evalml.pipelines.components.estimators.regressors.arima_regressor.ARIMARegressor method*), 661
clone() (*evalml.pipelines.components.estimators.regressors.ARIMARegressor method*), 708
clone() (*evalml.pipelines.components.estimators.regressors.baseline_regressor.BaselineRegressor method*), 664
clone() (*evalml.pipelines.components.estimators.regressors.BaselineRegressor method*), 711
clone() (*evalml.pipelines.components.estimators.regressors.catboost_regressor.CatBoostRegressor method*), 667
clone() (*evalml.pipelines.components.estimators.regressors.CatBoostRegressor method*), 713
clone() (*evalml.pipelines.components.estimators.regressors.decision_tree_regressor.DecisionTreeRegressor method*), 671
clone() (*evalml.pipelines.components.estimators.regressors.DecisionTreeRegressor method*), 716
clone() (*evalml.pipelines.components.estimators.regressors.elastic_net_regressor.ElasticNetRegressor method*), 674
clone() (*evalml.pipelines.components.estimators.regressors.ElasticNetRegressor method*), 719
clone() (*evalml.pipelines.components.estimators.regressors.extra_trees_regressor.ExtraTreesRegressor method*), 677
clone() (*evalml.pipelines.components.estimators.regressors.exponential_smoothing_regressor.ExponentialSmoothingRegressor method*), 680
clone() (*evalml.pipelines.components.estimators.regressors.ExponentialSmoothingRegressor method*), 721
clone() (*evalml.pipelines.components.estimators.regressors.ExtraTreesRegressor method*), 724
clone() (*evalml.pipelines.components.estimators.regressors.lightgbm_regressor.LightGBMRegressor method*), 683
clone() (*evalml.pipelines.components.estimators.regressors.LightGBMRegressor method*), 727
clone() (*evalml.pipelines.components.estimators.regressors.linear_regressor.LinearRegressor method*), 686
clone() (*evalml.pipelines.components.estimators.regressors.LinearRegressor method*), 730
clone() (*evalml.pipelines.components.estimators.regressors.prophet_regressor.ProphetRegressor method*), 690
clone() (*evalml.pipelines.components.estimators.regressors.ProphetRegressor method*), 733
clone() (*evalml.pipelines.components.estimators.regressors.RandomForestRegressor method*), 735
clone() (*evalml.pipelines.components.estimators.regressors.rf_regressor.RandomForestRegressor method*), 693
clone() (*evalml.pipelines.components.estimators.regressors.svm_regressor.SVMRegressor method*), 695
clone() (*evalml.pipelines.components.estimators.regressors.SVMRegressor method*), 738
clone() (*evalml.pipelines.components.estimators.regressors.time_series_baseline_regressor.TimeSeriesBaselineEstimator method*), 698
clone() (*evalml.pipelines.components.estimators.regressors.TimeSeriesBaselineEstimator method*), 740
clone() (*evalml.pipelines.components.estimators.regressors.vowpal_wabbit_regressor.VowpalWabbitBinaryClassifier method*), 701
clone() (*evalml.pipelines.components.estimators.regressors.VowpalWabbitBinaryClassifier method*), 743
clone() (*evalml.pipelines.components.estimators.regressors.xgboost_regressor.XGBoostRegressor method*), 704
clone() (*evalml.pipelines.components.estimators.regressors.XGBoostRegressor method*), 745
clone() (*evalml.pipelines.components.estimators.SVMClassifier method*), 809
clone() (*evalml.pipelines.components.estimators.SVMRegressor method*), 812
clone() (*evalml.pipelines.components.estimators.TimeSeriesBaselineEstimator method*), 814
clone() (*evalml.pipelines.components.estimators.vowpal_wabbit_binary_classifier.VowpalWabbitBinaryClassifier method*), 817
clone() (*evalml.pipelines.components.estimators.VowpalWabbitBinaryClassifier method*), 819
clone() (*evalml.pipelines.components.estimators.vowpal_wabbit_regressor.VowpalWabbitRegressor method*), 822
clone() (*evalml.pipelines.components.estimators.VowpalWabbitRegressor method*), 824
clone() (*evalml.pipelines.components.estimators.xgboost_classifier.XGBoostClassifier method*), 827
clone() (*evalml.pipelines.components.estimators.XGBoostClassifier method*), 1127
clone() (*evalml.pipelines.components.transformers.ExponentialSmoothingRegressor method*), 1130
clone() (*evalml.pipelines.components.transformers.ExtraTreesClassifier method*), 1133
clone() (*evalml.pipelines.components.transformers.ExtraTreesRegressor method*), 1135
clone() (*evalml.pipelines.components.transformers.LightGBMRegressorFeatureSelector method*), 1138
clone() (*evalml.pipelines.components.transformers.Imputer method*), 1141
clone() (*evalml.pipelines.components.transformers.KNeighborsClassifier method*), 1143
clone() (*evalml.pipelines.components.transformers.LabelEncoder method*), 1146
clone() (*evalml.pipelines.components.transformers.LightGBMClassifier*

method), 1146
clone() (evalml.pipelines.components.LightGBMRegressor method), 1149
clone() (evalml.pipelines.components.LinearDiscriminantAnalysis method), 1151
clone() (evalml.pipelines.components.LinearRegressor method), 1154
clone() (evalml.pipelines.components.LogisticRegressionClassifier method), 1157
clone() (evalml.pipelines.components.LogTransformer method), 1159
clone() (evalml.pipelines.components.LSA method), 1161
clone() (evalml.pipelines.components.NaturalLanguageFeaturizer method), 1163
clone() (evalml.pipelines.components.OneHotEncoder method), 1166
clone() (evalml.pipelines.components.Oversampler method), 1169
clone() (evalml.pipelines.components.PCA method), 1171
clone() (evalml.pipelines.components.PerColumnImputer method), 1173
clone() (evalml.pipelines.components.PolynomialDetrender method), 1175
clone() (evalml.pipelines.components.ProphetRegressor method), 1178
clone() (evalml.pipelines.components.RandomForestClassifier method), 1181
clone() (evalml.pipelines.components.RandomForestRegressor method), 1183
clone() (evalml.pipelines.components.ReplaceNullableTypes method), 1185
clone() (evalml.pipelines.components.RFClassifierSelectFromModel method), 1188
clone() (evalml.pipelines.components.RFRegressorSelectFromModel method), 1191
clone() (evalml.pipelines.components.SelectByType method), 1193
clone() (evalml.pipelines.components.SelectColumns method), 1195
clone() (evalml.pipelines.components.SimpleImputer method), 1197
clone() (evalml.pipelines.components.StackedEnsembleClassifier method), 1200
clone() (evalml.pipelines.components.StackedEnsembleRegressor method), 1203
clone() (evalml.pipelines.components.StandardScaler method), 1205
clone() (evalml.pipelines.components.SVMClassifier method), 1208
clone() (evalml.pipelines.components.SVMRegressor method), 1210
clone() (evalml.pipelines.components.TargetEncoder method), 1213
clone() (evalml.pipelines.components.TargetImputer method), 1215
clone() (evalml.pipelines.components.TimeSeriesBaselineEstimator method), 1217
clone() (evalml.pipelines.components.TimeSeriesFeaturizer method), 1220
clone() (evalml.pipelines.components.Transformer method), 1223
clone() (evalml.pipelines.components.transformers.column_selectors.Co method), 985
clone() (evalml.pipelines.components.transformers.column_selectors.Dr method), 987
clone() (evalml.pipelines.components.transformers.column_selectors.Sel method), 989
clone() (evalml.pipelines.components.transformers.column_selectors.Sel method), 991
clone() (evalml.pipelines.components.transformers.DateTimeFeaturizer method), 998
clone() (evalml.pipelines.components.transformers.DFSTransformer method), 1000
clone() (evalml.pipelines.components.transformers.dimensionality_reduc method), 829
clone() (evalml.pipelines.components.transformers.dimensionality_reduc method), 835
clone() (evalml.pipelines.components.transformers.dimensionality_reduc method), 837
clone() (evalml.pipelines.components.transformers.dimensionality_reduc method), 832
clone() (evalml.pipelines.components.transformers.DropColumns method), 1002
clone() (evalml.pipelines.components.transformers.DropNullColumns method), 1005
clone() (evalml.pipelines.components.transformers.DropRowsTransform method), 1007
clone() (evalml.pipelines.components.transformers.EmailFeaturizer method), 1009
clone() (evalml.pipelines.components.transformers.encoders.label_enco method), 840
clone() (evalml.pipelines.components.transformers.encoders.LabelEnco method), 850
clone() (evalml.pipelines.components.transformers.encoders.onehot_enc method), 843
clone() (evalml.pipelines.components.transformers.encoders.OneHotEnc method), 853
clone() (evalml.pipelines.components.transformers.encoders.target_enco method), 847
clone() (evalml.pipelines.components.transformers.encoders.TargetEnco method), 856
clone() (evalml.pipelines.components.transformers.feature_selection.fea method), 859
clone() (evalml.pipelines.components.transformers.feature_selection.Fea method), 868
clone() (evalml.pipelines.components.transformers.feature_selection.rf_

method), 862
clone() (*evalml.pipelines.components.transformers.feature_selection.RFClassifierSelectFromModel*
method), 865
clone() (*evalml.pipelines.components.transformers.feature_selection.RFRegressorSelectFromModel*
method), 871
clone() (*evalml.pipelines.components.transformers.feature_selection.RemoveLowVarianceFeatures*
method), 874
clone() (*evalml.pipelines.components.transformers.FeatureSelector*
method), 1011
clone() (*evalml.pipelines.components.transformers.Imputer*
method), 1014
clone() (*evalml.pipelines.components.transformers.imputers.BaseImputer*
method), 889
clone() (*evalml.pipelines.components.transformers.imputers.BaseImputer*
method), 877
clone() (*evalml.pipelines.components.transformers.imputers.DateTimeImputer*
method), 880
clone() (*evalml.pipelines.components.transformers.imputers.PerColumnImputer*
method), 891
clone() (*evalml.pipelines.components.transformers.imputers.SimpleImputer*
method), 883
clone() (*evalml.pipelines.components.transformers.imputers.SimpleImputer*
method), 894
clone() (*evalml.pipelines.components.transformers.imputers.TargetImputer*
method), 885
clone() (*evalml.pipelines.components.transformers.imputers.TargetImputer*
method), 896
clone() (*evalml.pipelines.components.transformers.LabelEncoder*
method), 1016
clone() (*evalml.pipelines.components.transformers.LinearDiscriminantAnalysis*
method), 1019
clone() (*evalml.pipelines.components.transformers.LogTransformer*
method), 1021
clone() (*evalml.pipelines.components.transformers.LSA*
method), 1023
clone() (*evalml.pipelines.components.transformers.NaturalLanguageFeaturizer*
method), 1025
clone() (*evalml.pipelines.components.transformers.OneHotEncoder*
method), 1028
clone() (*evalml.pipelines.components.transformers.Oversampler*
method), 1031
clone() (*evalml.pipelines.components.transformers.PCA*
method), 1033
clone() (*evalml.pipelines.components.transformers.PerColumnImputer*
method), 1035
clone() (*evalml.pipelines.components.transformers.PolynomialDetrender*
method), 1038
clone() (*evalml.pipelines.components.transformers.preprocessing.DatetimeFeaturizer*
method), 899
clone() (*evalml.pipelines.components.transformers.preprocessing.DateTimeFeaturizer*
method), 934
clone() (*evalml.pipelines.components.transformers.preprocessing.DFSTransformer*
method), 937
clone() (*evalml.pipelines.components.transformers.preprocessing.drop_null_columns.DropNullColumns*
method), 902
clone() (*evalml.pipelines.components.transformers.preprocessing.drop_rows_transformer.DropRowsTransformer*
method), 904
clone() (*evalml.pipelines.components.transformers.preprocessing.DropNullRows*
method), 939
clone() (*evalml.pipelines.components.transformers.preprocessing.DropRowsTransformer*
method), 941
clone() (*evalml.pipelines.components.transformers.preprocessing.EmailFeaturizer*
method), 943
clone() (*evalml.pipelines.components.transformers.preprocessing.feature_selection.RemoveLowVarianceFeatures*
method), 907
clone() (*evalml.pipelines.components.transformers.preprocessing.log_transformer.LogTransformer*
method), 909
clone() (*evalml.pipelines.components.transformers.preprocessing.LogTransformer*
method), 945
clone() (*evalml.pipelines.components.transformers.preprocessing.LSA*
method), 948
clone() (*evalml.pipelines.components.transformers.preprocessing.lsa.LSA*
method), 912
clone() (*evalml.pipelines.components.transformers.preprocessing.natural_language.NaturalLanguageFeaturizer*
method), 915
clone() (*evalml.pipelines.components.transformers.preprocessing.NaturalLanguageFeaturizer*
method), 950
clone() (*evalml.pipelines.components.transformers.preprocessing.polynomial_detrender.PolynomialDetrender*
method), 917
clone() (*evalml.pipelines.components.transformers.preprocessing.PolynomialDetrender*
method), 952
clone() (*evalml.pipelines.components.transformers.preprocessing.replace_nullable_types.ReplaceNullableTypes*
method), 920
clone() (*evalml.pipelines.components.transformers.ReplaceNullableTypes*
method), 955
clone() (*evalml.pipelines.components.transformers.preprocessing.text_transformer.TextTransformer*
method), 923
clone() (*evalml.pipelines.components.transformers.preprocessing.TextTransformer*
method), 957
clone() (*evalml.pipelines.components.transformers.preprocessing.time_series_featurizer.TimeSeriesFeaturizer*
method), 926
clone() (*evalml.pipelines.components.transformers.preprocessing.TimeSeriesFeaturizer*
method), 960
clone() (*evalml.pipelines.components.transformers.preprocessing.transformer.DataTransformer*
method), 929
clone() (*evalml.pipelines.components.transformers.preprocessing.transformer.DataTransformer*
method), 931
clone() (*evalml.pipelines.components.transformers.preprocessing.URLFeaturizer*
method), 962
clone() (*evalml.pipelines.components.transformers.ReplaceNullableTypes*
method), 1040
clone() (*evalml.pipelines.components.transformers.RFClassifierSelectFromModel*
method), 1043
clone() (*evalml.pipelines.components.transformers.RFRegressorSelectFromModel*
method), 1046
clone() (*evalml.pipelines.components.transformers.samplers.base_sampler.BaseSampler*
method), 965
clone() (*evalml.pipelines.components.transformers.samplers.Oversampler*

method), 974
clone() (*evalml.pipelines.components.transformers.samplers.oversampler.Oversampler method*), 968
clone() (*evalml.pipelines.components.transformers.samplers.SMOTENCSampler method*), 977
clone() (*evalml.pipelines.components.transformers.samplers.undersampler.Undersampler method*), 971
clone() (*evalml.pipelines.components.transformers.scalers.standard_scaler.StandardScaler method*), 980
clone() (*evalml.pipelines.components.transformers.scalers.StandardScaler method*), 982
clone() (*evalml.pipelines.components.transformers.SelectByType method*), 1048
clone() (*evalml.pipelines.components.transformers.SelectColumns method*), 1050
clone() (*evalml.pipelines.components.transformers.SimpleImputer method*), 1052
clone() (*evalml.pipelines.components.transformers.StandardScaler method*), 1054
clone() (*evalml.pipelines.components.transformers.TargetEncoder method*), 1057
clone() (*evalml.pipelines.components.transformers.TargetImputer method*), 1059
clone() (*evalml.pipelines.components.transformers.TimeSeriesFeaturizer method*), 1062
clone() (*evalml.pipelines.components.transformers.Transformer method*), 1065
clone() (*evalml.pipelines.components.transformers.transformer.Transformer method*), 994
clone() (*evalml.pipelines.components.transformers.Undersampler method*), 1068
clone() (*evalml.pipelines.components.transformers.URLFeaturizer method*), 1070
clone() (*evalml.pipelines.components.Undersampler method*), 1225
clone() (*evalml.pipelines.components.URLFeaturizer method*), 1228
clone() (*evalml.pipelines.components.VowpalWabbitBinaryClassifier method*), 1230
clone() (*evalml.pipelines.components.VowpalWabbitMulticlassClassifier method*), 1233
clone() (*evalml.pipelines.components.VowpalWabbitRegressor method*), 1235
clone() (*evalml.pipelines.components.XGBoostClassifier method*), 1238
clone() (*evalml.pipelines.components.XGBoostRegressor method*), 1240
clone() (*evalml.pipelines.DecisionTreeClassifier method*), 1341
clone() (*evalml.pipelines.DecisionTreeRegressor method*), 1344
clone() (*evalml.pipelines.DFSTransformer method*), 1346
clone() (*evalml.pipelines.ElasticNetClassifier method*), 1349
clone() (*evalml.pipelines.ElasticNetRegressor method*), 1352
clone() (*evalml.pipelines.Estimator method*), 1354
clone() (*evalml.pipelines.ExponentialSmoothingRegressor method*), 1357
clone() (*evalml.pipelines.ExtraTreesClassifier method*), 1360
clone() (*evalml.pipelines.ExtraTreesRegressor method*), 1363
clone() (*evalml.pipelines.FeatureSelector method*), 1365
clone() (*evalml.pipelines.KNeighborsClassifier method*), 1368
clone() (*evalml.pipelines.LightGBMClassifier method*), 1371
clone() (*evalml.pipelines.LightGBMRegressor method*), 1373
clone() (*evalml.pipelines.LinearRegressor method*), 1376
clone() (*evalml.pipelines.LogisticRegressionClassifier method*), 1378
clone() (*evalml.pipelines.multiclass_classification_pipeline.MulticlassC method*), 1262
clone() (*evalml.pipelines.MulticlassClassificationPipeline method*), 1382
clone() (*evalml.pipelines.OneHotEncoder method*), 1387
clone() (*evalml.pipelines.PerColumnImputer method*), 1390
clone() (*evalml.pipelines.pipeline_base.PipelineBase method*), 1268
clone() (*evalml.pipelines.PipelineBase method*), 1393
clone() (*evalml.pipelines.ProphetRegressor method*), 1397
clone() (*evalml.pipelines.RandomForestClassifier method*), 1399
clone() (*evalml.pipelines.RandomForestRegressor method*), 1402
clone() (*evalml.pipelines.regression_pipeline.RegressionPipeline method*), 1275
clone() (*evalml.pipelines.RegressionPipeline method*), 1405
clone() (*evalml.pipelines.RFClassifierSelectFromModel method*), 1410
clone() (*evalml.pipelines.RFRegressorSelectFromModel method*), 1413
clone() (*evalml.pipelines.SimpleImputer method*), 1415
clone() (*evalml.pipelines.StackedEnsembleClassifier method*), 1418
clone() (*evalml.pipelines.StackedEnsembleRegressor method*), 1421
clone() (*evalml.pipelines.StandardScaler method*),

1423
clone() (evalml.pipelines.SVMClassifier method), 1426
clone() (evalml.pipelines.SVMRegressor method), 1428
clone() (evalml.pipelines.TargetEncoder method), 1431
clone() (evalml.pipelines.time_series_classification_pipelines.TimeSeriesBinaryClassificationPipeline method), 1281
clone() (evalml.pipelines.time_series_classification_pipelines.TimeSeriesClassificationPipeline method), 1288
clone() (evalml.pipelines.time_series_classification_pipelines.TimeSeriesMulticlassClassificationPipeline method), 1295
clone() (evalml.pipelines.time_series_pipeline_base.TimeSeriesPipelineBase method), 1301
clone() (evalml.pipelines.time_series_regression_pipeline.TimeSeriesRegressionPipeline method), 1308
clone() (evalml.pipelines.TimeSeriesBinaryClassificationPipeline method), 1434
clone() (evalml.pipelines.TimeSeriesClassificationPipeline method), 1441
clone() (evalml.pipelines.TimeSeriesFeaturizer method), 1447
clone() (evalml.pipelines.TimeSeriesMulticlassClassificationPipeline method), 1450
clone() (evalml.pipelines.TimeSeriesRegressionPipeline method), 1457
clone() (evalml.pipelines.Transformer method), 1462
clone() (evalml.pipelines.VowpalWabbitBinaryClassifier method), 1464
clone() (evalml.pipelines.VowpalWabbitMulticlassClassifier method), 1467
clone() (evalml.pipelines.VowpalWabbitRegressor method), 1469
clone() (evalml.pipelines.XGBoostClassifier method), 1472
clone() (evalml.pipelines.XGBoostRegressor method), 1474
close() (evalml.automl.engine.cf_engine.CFClient method), 207
close() (evalml.automl.engine.cf_engine.CFEngine method), 208
close() (evalml.automl.engine.CFEngine method), 218
close() (evalml.automl.engine.dask_engine.DaskEngine method), 210
close() (evalml.automl.engine.DaskEngine method), 219
close() (evalml.automl.engine.sequential_engine.SequentialEngine method), 216
close() (evalml.automl.engine.SequentialEngine method), 222
close() (evalml.automl.SequentialEngine method), 246
close_engine() (evalml.automl.automl_search.AutoMLSearch method), 228
close_engine() (evalml.automl.AutoMLSearch method), 241
close_engine() (evalml.AutoMLSearch method), 1530
ColumnSelector (class in evalml.pipelines.components.transformers.column_selectors), 984
ComponentBaseClass (class in evalml.pipelines.components), 1096
ComponentBaseClass (class in evalml.pipelines.components.component_base), 1072
ComponentBaseMeta (class in evalml.pipelines.components), 1098
ComponentBaseMeta (class in evalml.pipelines.components.component_base_meta), 1075
ComponentGraph (class in evalml.pipelines), 1336
ComponentGraph (class in evalml.pipelines.component_graph), 1256
ComponentNotYetFittedError, 343, 345
compute_order() (evalml.pipelines.component_graph.ComponentGraph property), 1257
compute_order() (evalml.pipelines.ComponentGraph property), 1337
confusion_matrix() (in module evalml.model_understanding), 377
confusion_matrix() (in module evalml.model_understanding.graphs), 363
contains_all_ts_parameters() (in module evalml.utils.gen_utils), 1517
convert_dict_to_action() (evalml.data_checks.data_check_action.DataCheckAction static method), 251
convert_dict_to_action() (evalml.data_checks.DataCheckAction static method), 302
convert_dict_to_option() (evalml.data_checks.data_check_action_option.DataCheckActionOption static method), 254
convert_dict_to_option() (evalml.data_checks.DataCheckActionOption static method), 303
convert_to_seconds() (in module evalml.utils), 1523
convert_to_seconds() (in module evalml.utils.gen_utils), 1517
CostBenefitMatrix (class in evalml.objectives), 498
CostBenefitMatrix (class in evalml.objectives.cost_benefit_matrix), 392
create_objectives()

(*evalml.pipelines.binary_classification_pipeline.BinaryClassificationPipeline static method*), 1244
create_objectives() (*evalml.pipelines.BinaryClassificationPipeline static method*), 1321
create_objectives() (*evalml.pipelines.classification_pipeline.ClassificationPipeline static method*), 1252
create_objectives() (*evalml.pipelines.ClassificationPipeline static method*), 1332
create_objectives() (*evalml.pipelines.multiclass_classification_pipeline.MulticlassClassificationPipeline static method*), 1262
create_objectives() (*evalml.pipelines.MulticlassClassificationPipeline static method*), 1382
create_objectives() (*evalml.pipelines.pipeline_base.PipelineBase static method*), 1268
create_objectives() (*evalml.pipelines.PipelineBase static method*), 1393
create_objectives() (*evalml.pipelines.regression_pipeline.RegressionPipeline static method*), 1275
create_objectives() (*evalml.pipelines.RegressionPipeline static method*), 1405
create_objectives() (*evalml.pipelines.time_series_classification_pipelines.TimeSeriesBinaryClassificationPipeline static method*), 1281
create_objectives() (*evalml.pipelines.time_series_classification_pipelines.TimeSeriesMulticlassClassificationPipeline static method*), 1288
create_objectives() (*evalml.pipelines.time_series_classification_pipelines.TimeSeriesClassificationPipeline static method*), 1295
create_objectives() (*evalml.pipelines.time_series_pipeline_base.TimeSeriesPipelineBase static method*), 1301
create_objectives() (*evalml.pipelines.time_series_regression_pipeline.TimeSeriesRegressionPipeline static method*), 1308
create_objectives() (*evalml.pipelines.TimeSeriesBinaryClassificationPipeline static method*), 1434
create_objectives() (*evalml.pipelines.TimeSeriesClassificationPipeline static method*), 1441
create_objectives() (*evalml.pipelines.TimeSeriesMulticlassClassificationPipeline static method*), 1450
create_objectives() (*evalml.pipelines.TimeSeriesRegressionPipeline static method*), 1457
cross_entropy() (*in module evalml.model_understanding.prediction_explanations.explainers*), 352
custom_name() (*evalml.pipelines.binary_classification_pipeline.BinaryClassificationPipeline property*), 1244
custom_name() (*evalml.pipelines.BinaryClassificationPipeline property*), 1321
custom_name() (*evalml.pipelines.classification_pipeline.ClassificationPipeline property*), 1252
custom_name() (*evalml.pipelines.ClassificationPipeline property*), 1332
custom_name() (*evalml.pipelines.multiclass_classification_pipeline.MulticlassClassificationPipeline property*), 1263
custom_name() (*evalml.pipelines.MulticlassClassificationPipeline property*), 1382
custom_name() (*evalml.pipelines.pipeline_base.PipelineBase property*), 1268
custom_name() (*evalml.pipelines.PipelineBase property*), 1393
custom_name() (*evalml.pipelines.regression_pipeline.RegressionPipeline property*), 1275
custom_name() (*evalml.pipelines.RegressionPipeline property*), 1405
custom_name() (*evalml.pipelines.time_series_classification_pipelines.TimeSeriesBinaryClassificationPipeline property*), 1281
custom_name() (*evalml.pipelines.time_series_classification_pipelines.TimeSeriesMulticlassClassificationPipeline property*), 1288
custom_name() (*evalml.pipelines.time_series_classification_pipelines.TimeSeriesClassificationPipeline property*), 1295
custom_name() (*evalml.pipelines.time_series_pipeline_base.TimeSeriesPipelineBase property*), 1301
custom_name() (*evalml.pipelines.time_series_regression_pipeline.TimeSeriesRegressionPipeline property*), 1308
custom_name() (*evalml.pipelines.TimeSeriesBinaryClassificationPipeline property*), 1434
custom_name() (*evalml.pipelines.TimeSeriesClassificationPipeline property*), 1441
custom_name() (*evalml.pipelines.TimeSeriesMulticlassClassificationPipeline property*), 1450
custom_name() (*evalml.pipelines.TimeSeriesRegressionPipeline property*), 1457

D

DaskComputation (*class in evalml.automl.engine.dask_engine*), 209
DaskEngine (*class in evalml.automl.engine*), 219
DaskEngine (*class in evalml.automl.engine.dask_engine*), 210
DataCheck (*class in evalml.data_checks*), 301
DataCheck (*class in evalml.data_checks.data_check*), 250
DataCheckAction (*class in evalml.data_checks*), 301

DataCheckAction (*class in evalml.data_checks.data_check_action*), 251
DataCheckActionCode (*class in evalml.data_checks*), 302
DataCheckActionCode (*class in evalml.data_checks.data_check_action_code*), 252
DataCheckActionOption (*class in evalml.data_checks*), 302
DataCheckActionOption (*class in evalml.data_checks.data_check_action_option*), 253
DataCheckError (*class in evalml.data_checks*), 304
DataCheckError (*class in evalml.data_checks.data_check_message*), 256
DataCheckInitError, 343, 345
DataCheckMessage (*class in evalml.data_checks*), 304
DataCheckMessage (*class in evalml.data_checks.data_check_message*), 256
DataCheckMessageCode (*class in evalml.data_checks*), 304
DataCheckMessageCode (*class in evalml.data_checks.data_check_message_code*), 258
DataCheckMessageType (*class in evalml.data_checks*), 306
DataCheckMessageType (*class in evalml.data_checks.data_check_message_type*), 260
DataChecks (*class in evalml.data_checks*), 306
DataChecks (*class in evalml.data_checks.data_checks*), 260
DataCheckWarning (*class in evalml.data_checks*), 307
DataCheckWarning (*class in evalml.data_checks.data_check_message*), 257
DateTimeFeaturizer (*class in evalml.pipelines.components*), 1099
DateTimeFeaturizer (*class in evalml.pipelines.components.transformers*), 997
DateTimeFeaturizer (*class in evalml.pipelines.components.transformers.preprocessing*), 933
DateTimeFeaturizer (*class in evalml.pipelines.components.transformers.preprocessing.datetime_featurizer*), 898
DateTimeFormatDataCheck (*class in evalml.data_checks*), 307
DateTimeFormatDataCheck (*class in evalml.data_checks.datetime_format_data_check*), 261
DateTimeNaNDataCheck (*class in evalml.data_checks*), 309
DateTimeNaNDataCheck (*class in evalml.data_checks.datetime_nan_data_check*), 263
DCAOParameterAllowedValuesType (*class in evalml.data_checks*), 310
DCAOParameterAllowedValuesType (*class in evalml.data_checks.data_check_action_option*), 254
DCAOParameterType (*class in evalml.data_checks*), 311
DCAOParameterType (*class in evalml.data_checks.data_check_action_option*), 254
debug() (*evalml.automl.engine.engine_base.JobLogger method*), 213
decision_function() (*evalml.objectives.AccuracyBinary method*), 481
decision_function() (*evalml.objectives.AUC method*), 485
decision_function() (*evalml.objectives.BalancedAccuracyBinary method*), 493
decision_function() (*evalml.objectives.binary_classification_objective.BinaryClassific method*), 390
decision_function() (*evalml.objectives.BinaryClassificationObjective method*), 496
decision_function() (*evalml.objectives.cost_benefit_matrix.CostBenefitMatrix method*), 394
decision_function() (*evalml.objectives.CostBenefitMatrix method*), 499
decision_function() (*evalml.objectives.F1 method*), 503
decision_function() (*evalml.objectives.fraud_cost.FraudCost method*), 397
decision_function() (*evalml.objectives.FraudCost method*), 511
decision_function() (*evalml.objectives.Gini method*), 514
decision_function() (*evalml.objectives.lead_scoring.LeadScoring method*), 399
decision_function() (*evalml.objectives.LeadScoring method*),

516
decision_function() (*evalml.objectives.LogLossBinary method*), 519
decision_function() (*evalml.objectives.MCCBinary method*), 528
decision_function() (*evalml.objectives.Precision method*), 541
decision_function() (*evalml.objectives.Recall method*), 549
decision_function() (*evalml.objectives.sensitivity_low_alert.SensitivityLowAlert method*), 409
decision_function() (*evalml.objectives.SensitivityLowAlert method*), 561
decision_function() (*evalml.objectives.standard_metrics.AccuracyBinary method*), 413
decision_function() (*evalml.objectives.standard_metrics.AUC method*), 417
decision_function() (*evalml.objectives.standard_metrics.BalancedAccuracyBinary method*), 424
decision_function() (*evalml.objectives.standard_metrics.F1 method*), 430
decision_function() (*evalml.objectives.standard_metrics.Gini method*), 437
decision_function() (*evalml.objectives.standard_metrics.LogLossBinary method*), 439
decision_function() (*evalml.objectives.standard_metrics.MCCBinary method*), 448
decision_function() (*evalml.objectives.standard_metrics.Precision method*), 456
decision_function() (*evalml.objectives.standard_metrics.Recall method*), 465
decision_tree_data_from_estimator() (*in module evalml.model_understanding.graphs*), 364
decision_tree_data_from_pipeline() (*in module evalml.model_understanding.graphs*), 364
DecisionTreeClassifier (*class in evalml.pipelines*), 1340
DecisionTreeClassifier (*class in evalml.pipelines.components*), 1101
DecisionTreeClassifier (*class in evalml.pipelines.components.estimators*), 764
DecisionTreeClassifier (*class in evalml.pipelines.components.estimators.classifiers*), 629
DecisionTreeClassifier (*class in evalml.pipelines.components.estimators.classifiers.decision_tree_*, 587
DecisionTreeRegressor (*class in evalml.pipelines*), 1343
DecisionTreeRegressor (*class in evalml.pipelines.components*), 1104
DecisionTreeRegressor (*class in evalml.pipelines.components.estimators*), 767
DecisionTreeRegressor (*class in evalml.pipelines.components.estimators.regressors*), 715
DecisionTreeRegressor (*class in evalml.pipelines.components.estimators.regressors.decision_tree_*, 669
DEFAULT_METRICS (*in module evalml.model_understanding.prediction_explanations.explainers*) 352
default_parameters() (*evalml.pipelines.ARIMARegressor method*), 1318
default_parameters() (*evalml.pipelines.CatBoostClassifier method*), 1326
default_parameters() (*evalml.pipelines.CatBoostRegressor method*), 1329
default_parameters() (*evalml.pipelines.component_graph.ComponentGraph property*), 1258
default_parameters() (*evalml.pipelines.ComponentGraph property*), 1337
default_parameters() (*evalml.pipelines.components.ARIMARegressor method*), 1085
default_parameters() (*evalml.pipelines.components.BaselineClassifier method*), 1087
default_parameters() (*evalml.pipelines.components.BaselineRegressor method*), 1090
default_parameters() (*evalml.pipelines.components.CatBoostClassifier method*), 1092
default_parameters() (*evalml.pipelines.components.CatBoostRegressor*

method), 1095
default_parameters() (*evalml.pipelines.components.component_base.ComponentBase method*), 1073
default_parameters() (*evalml.pipelines.components.ComponentBase method*), 1097
default_parameters() (*evalml.pipelines.components.DateTimeFeaturizer method*), 1100
default_parameters() (*evalml.pipelines.components.DecisionTreeClassifier method*), 1103
default_parameters() (*evalml.pipelines.components.DecisionTreeRegressor method*), 1106
default_parameters() (*evalml.pipelines.components.DFSTransformer method*), 1108
default_parameters() (*evalml.pipelines.components.DropColumns method*), 1110
default_parameters() (*evalml.pipelines.components.DropNullColumns method*), 1112
default_parameters() (*evalml.pipelines.components.DropRowsTransformer method*), 1115
default_parameters() (*evalml.pipelines.components.ElasticNetClassifier method*), 1117
default_parameters() (*evalml.pipelines.components.ElasticNetRegressor method*), 1120
default_parameters() (*evalml.pipelines.components.EmailFeaturizer method*), 1122
default_parameters() (*evalml.pipelines.components.ensemble.stacked_ensemble_base.StackedEnsembleBase method*), 564
default_parameters() (*evalml.pipelines.components.ensemble.stacked_ensemble_classifier.StackedEnsembleClassifier method*), 568
default_parameters() (*evalml.pipelines.components.ensemble.stacked_ensemble_regressor.StackedEnsembleRegressor method*), 571
default_parameters() (*evalml.pipelines.components.ensemble.StackedEnsembleBase method*), 573
default_parameters() (*evalml.pipelines.components.ensemble.StackedEnsembleClassifier method*), 576
default_parameters() (*evalml.pipelines.components.ensemble.StackedEnsembleRegressor method*), 579
default_parameters() (*evalml.pipelines.components.Estimator method*), 1124
default_parameters() (*evalml.pipelines.components.estimators.ARIMARegressor method*), 752
default_parameters() (*evalml.pipelines.components.estimators.BaselineClassifier method*), 755
default_parameters() (*evalml.pipelines.components.estimators.BaselineRegressor method*), 757
default_parameters() (*evalml.pipelines.components.estimators.CatBoostClassifier method*), 760
default_parameters() (*evalml.pipelines.components.estimators.CatBoostRegressor method*), 763
default_parameters() (*evalml.pipelines.components.estimators.classifiers.baseline_clas method*), 582
default_parameters() (*evalml.pipelines.components.estimators.classifiers.BaselineClass method*), 625
default_parameters() (*evalml.pipelines.components.estimators.classifiers.catboost_clas method*), 585
default_parameters() (*evalml.pipelines.components.estimators.classifiers.CatBoostClas method*), 628
default_parameters() (*evalml.pipelines.components.estimators.classifiers.decision_tree_ method*), 589
default_parameters() (*evalml.pipelines.components.estimators.classifiers.DecisionTree method*), 631
default_parameters() (*evalml.pipelines.components.estimators.classifiers.elasticnet_cla method*), 592
default_parameters() (*evalml.pipelines.components.estimators.classifiers.ElasticNetCla method*), 634
default_parameters() (*evalml.pipelines.components.estimators.classifiers.et_classifier.E method*), 595
default_parameters() (*evalml.pipelines.components.estimators.classifiers.ExtraTreesCla method*), 637
default_parameters() (*evalml.pipelines.components.estimators.classifiers.kneighbors_c method*), 598
default_parameters() (*evalml.pipelines.components.estimators.classifiers.KNeighborsC

method), 640
default_parameters() (*evalml.pipelines.components.estimators.classifiers.lightgbm_classifier.LightGBMClassifier method*), 602
default_parameters() (*evalml.pipelines.components.estimators.classifiers.LightGBMClassifier method*), 643
default_parameters() (*evalml.pipelines.components.estimators.classifiers.logistic_regression_classifier.LogisticRegressionClassifier method*), 605
default_parameters() (*evalml.pipelines.components.estimators.classifiers.LogisticRegressionClassifier method*), 645
default_parameters() (*evalml.pipelines.components.estimators.classifiers.RandomForestClassifier method*), 648
default_parameters() (*evalml.pipelines.components.estimators.classifiers.rf_classifier.RandomForestClassifier method*), 608
default_parameters() (*evalml.pipelines.components.estimators.classifiers.svm_classifier.SVMClassifier method*), 611
default_parameters() (*evalml.pipelines.components.estimators.classifiers.SVMClassifier method*), 650
default_parameters() (*evalml.pipelines.components.estimators.classifiers.vowpal_wabbit_binary_classifier.VowpalWabbitBinaryClassifier method*), 614
default_parameters() (*evalml.pipelines.components.estimators.classifiers.vowpal_wabbit_multi_class_classifier.VowpalWabbitMultiClassClassifier method*), 617
default_parameters() (*evalml.pipelines.components.estimators.classifiers.vowpal_wabbit_base_classifier.VowpalWabbitBaseClassifier method*), 619
default_parameters() (*evalml.pipelines.components.estimators.classifiers.VowpalWabbitBinaryClassifier method*), 653
default_parameters() (*evalml.pipelines.components.estimators.classifiers.VowpalWabbitMultiClassClassifier method*), 656
default_parameters() (*evalml.pipelines.components.estimators.classifiers.xgboost_classifier.XGBoostClassifier method*), 622
default_parameters() (*evalml.pipelines.components.estimators.classifiers.XGBoostClassifier method*), 658
default_parameters() (*evalml.pipelines.components.estimators.DecisionTreeClassifier method*), 766
default_parameters() (*evalml.pipelines.components.estimators.DecisionTreeRegressor method*), 769
default_parameters() (*evalml.pipelines.components.estimators.ElasticNetClassifier method*), 772
default_parameters() (*evalml.pipelines.components.estimators.ElasticNetRegressor method*), 774
default_parameters() (*evalml.pipelines.components.estimators.Estimator method*), 777
default_parameters() (*evalml.pipelines.components.estimators.regressors.baseline_regressor.BaselineRegressor.Estimator method*), 748
default_parameters() (*evalml.pipelines.components.estimators.ExponentialSmoothingRegressor method*), 780
default_parameters() (*evalml.pipelines.components.estimators.ExtraTreesClassifier method*), 782
default_parameters() (*evalml.pipelines.components.estimators.ExtraTreesRegressor method*), 785
default_parameters() (*evalml.pipelines.components.estimators.KNeighborsClassifier method*), 788
default_parameters() (*evalml.pipelines.components.estimators.LightGBMClassifier method*), 791
default_parameters() (*evalml.pipelines.components.estimators.LightGBMRegressor method*), 794
default_parameters() (*evalml.pipelines.components.estimators.LinearRegressor method*), 797
default_parameters() (*evalml.pipelines.components.estimators.LogisticRegressionClassifier method*), 800
default_parameters() (*evalml.pipelines.components.estimators.ProphetRegressor method*), 802
default_parameters() (*evalml.pipelines.components.estimators.RandomForestClassifier method*), 804
default_parameters() (*evalml.pipelines.components.estimators.RandomForestRegressor method*), 807
default_parameters() (*evalml.pipelines.components.estimators.regressors.arima_regressor.ARIMARegressor method*), 662
default_parameters() (*evalml.pipelines.components.estimators.regressors.ARIMARegressor method*), 708
default_parameters() (*evalml.pipelines.components.estimators.regressors.baseline_regressor.BaselineRegressor method*), 664
default_parameters() (*evalml.pipelines.components.estimators.regressors.BaselineRegr*

method), 711
default_parameters() (evalml.pipelines.components.estimators.regressors.catboost_regressor.CatBoostRegressor method), 667
default_parameters() (evalml.pipelines.components.estimators.regressors.CatBoostRegressor method), 713
default_parameters() (evalml.pipelines.components.estimators.regressors.decision_tree_regressor.DecisionTreeRegressor method), 671
default_parameters() (evalml.pipelines.components.estimators.regressors.DecisionTreeRegressor method), 716
default_parameters() (evalml.pipelines.components.estimators.regressors.elastic_net_regressor.ElasticNetRegressor method), 674
default_parameters() (evalml.pipelines.components.estimators.regressors.ElasticNetRegressor method), 719
default_parameters() (evalml.pipelines.components.estimators.regressors.et_regressor.ExtraTreesRegressor method), 677
default_parameters() (evalml.pipelines.components.estimators.regressors.exponential_smoothing_regressor.ExponentialSmoothingRegressor method), 680
default_parameters() (evalml.pipelines.components.estimators.regressors.ExponentialSmoothingRegressor method), 722
default_parameters() (evalml.pipelines.components.estimators.regressors.ExtraTreesRegressor method), 724
default_parameters() (evalml.pipelines.components.estimators.regressors.lightgbm_regressor.LightGBMRegressor method), 684
default_parameters() (evalml.pipelines.components.estimators.regressors.LightGBMRegressor method), 727
default_parameters() (evalml.pipelines.components.estimators.regressors.linear_regressor.LinearRegressor method), 686
default_parameters() (evalml.pipelines.components.estimators.regressors.LinearRegressor method), 730
default_parameters() (evalml.pipelines.components.estimators.regressors.prophet_regressor.ProphetRegressor method), 690
default_parameters() (evalml.pipelines.components.estimators.regressors.ProphetRegressor method), 733
default_parameters() (evalml.pipelines.components.estimators.regressors.RandomForestRegressor method), 735
default_parameters() (evalml.pipelines.components.estimators.regressors.rf_regressor.RandomForestRegressor method), 693
default_parameters() (evalml.pipelines.components.estimators.regressors.svm_regressor.SVMRegressor method), 695
default_parameters() (evalml.pipelines.components.estimators.regressors.SVMRegressor method), 738
default_parameters() (evalml.pipelines.components.estimators.regressors.time_series_baseline_estimator.TimeSeriesBaselineEstimator method), 698
default_parameters() (evalml.pipelines.components.estimators.regressors.TimeSeriesBaselineEstimator method), 740
default_parameters() (evalml.pipelines.components.estimators.regressors.vowpal_wabbit_regressor.VowpalWabbitRegressor method), 701
default_parameters() (evalml.pipelines.components.estimators.regressors.VowpalWabbitRegressor method), 743
default_parameters() (evalml.pipelines.components.estimators.regressors.xgboost_regressor.XGBoostRegressor method), 704
default_parameters() (evalml.pipelines.components.estimators.regressors.XGBoostRegressor method), 745
default_parameters() (evalml.pipelines.components.estimators.SVMClassifier method), 809
default_parameters() (evalml.pipelines.components.estimators.SVMRegressor method), 812
default_parameters() (evalml.pipelines.components.estimators.TimeSeriesBaselineEstimator method), 814
default_parameters() (evalml.pipelines.components.estimators.VowpalWabbitBinaryClassifier method), 817
default_parameters() (evalml.pipelines.components.estimators.VowpalWabbitMulticlassClassifier method), 819
default_parameters() (evalml.pipelines.components.estimators.VowpalWabbitRegressor method), 822
default_parameters() (evalml.pipelines.components.estimators.XGBoostClassifier method), 824
default_parameters() (evalml.pipelines.components.estimators.XGBoostRegressor method), 827
default_parameters() (evalml.pipelines.components.ExponentialSmoothingRegressor method), 1127
default_parameters() (evalml.pipelines.components.ExtraTreesClassifier

method), 1130
default_parameters() (*evalml.pipelines.components.ExtraTreesRegressor method*), 1133
default_parameters() (*evalml.pipelines.components.FeatureSelector method*), 1135
default_parameters() (*evalml.pipelines.components.Imputer method*), 1138
default_parameters() (*evalml.pipelines.components.KNeighborsClassifier method*), 1141
default_parameters() (*evalml.pipelines.components.LabelEncoder method*), 1143
default_parameters() (*evalml.pipelines.components.LightGBMClassifier method*), 1146
default_parameters() (*evalml.pipelines.components.LightGBMRegressor method*), 1149
default_parameters() (*evalml.pipelines.components.LinearDiscriminantAnalysis method*), 1151
default_parameters() (*evalml.pipelines.components.LinearRegressor method*), 1154
default_parameters() (*evalml.pipelines.components.LogisticRegressionClassifier method*), 1157
default_parameters() (*evalml.pipelines.components.LogTransformer method*), 1159
default_parameters() (*evalml.pipelines.components.LSA method*), 1161
default_parameters() (*evalml.pipelines.components.NaturalLanguageFeaturizer method*), 1163
default_parameters() (*evalml.pipelines.components.OneHotEncoder method*), 1166
default_parameters() (*evalml.pipelines.components.Oversampler method*), 1169
default_parameters() (*evalml.pipelines.components.PCA method*), 1171
default_parameters() (*evalml.pipelines.components.PerColumnImputer method*), 1173
default_parameters() (*evalml.pipelines.components.PolynomialDetrender method*), 1176
default_parameters() (*evalml.pipelines.components.ProphetRegressor method*), 1178
default_parameters() (*evalml.pipelines.components.RandomForestClassifier method*), 1181
default_parameters() (*evalml.pipelines.components.RandomForestRegressor method*), 1183
default_parameters() (*evalml.pipelines.components.ReplaceNullableTypes method*), 1185
default_parameters() (*evalml.pipelines.components.RFClassifierSelectFromModel method*), 1188
default_parameters() (*evalml.pipelines.components.RFRegressorSelectFromModel method*), 1191
default_parameters() (*evalml.pipelines.components.SelectByType method*), 1193
default_parameters() (*evalml.pipelines.components.SelectColumns method*), 1195
default_parameters() (*evalml.pipelines.components.SimpleImputer method*), 1197
default_parameters() (*evalml.pipelines.components.StackedEnsembleClassifier method*), 1200
default_parameters() (*evalml.pipelines.components.StackedEnsembleRegressor method*), 1203
default_parameters() (*evalml.pipelines.components.StandardScaler method*), 1205
default_parameters() (*evalml.pipelines.components.SVMClassifier method*), 1208
default_parameters() (*evalml.pipelines.components.SVMRegressor method*), 1210
default_parameters() (*evalml.pipelines.components.TargetEncoder method*), 1213
default_parameters() (*evalml.pipelines.components.TargetImputer method*), 1215
default_parameters() (*evalml.pipelines.components.TimeSeriesBaselineEstimator method*), 1218
default_parameters() (*evalml.pipelines.components.TimeSeriesFeaturizer

method), 1220
default_parameters() (*evalml.pipelines.components.Transformer method*), 1223
default_parameters() (*evalml.pipelines.components.transformers.column_selectors.ColumnSelector method*), 985
default_parameters() (*evalml.pipelines.components.transformers.column_selectors.DropColumns method*), 987
default_parameters() (*evalml.pipelines.components.transformers.column_selectors.SelectByType method*), 989
default_parameters() (*evalml.pipelines.components.transformers.column_selectors.SelectColumns method*), 991
default_parameters() (*evalml.pipelines.components.transformers.DateTimeFeaturizer method*), 998
default_parameters() (*evalml.pipelines.components.transformers.DFSTransformer method*), 1000
default_parameters() (*evalml.pipelines.components.transformers.dimensionality_reduction.LinearDiscriminantAnalysis method*), 830
default_parameters() (*evalml.pipelines.components.transformers.dimensionality_reduction.LinearDiscriminantAnalysis method*), 835
default_parameters() (*evalml.pipelines.components.transformers.dimensionality_reduction.PCA method*), 837
default_parameters() (*evalml.pipelines.components.transformers.dimensionality_reduction.PCA method*), 832
default_parameters() (*evalml.pipelines.components.transformers.DropColumns method*), 1003
default_parameters() (*evalml.pipelines.components.transformers.DropNullColumns method*), 1005
default_parameters() (*evalml.pipelines.components.transformers.DropRowsTransformer method*), 1007
default_parameters() (*evalml.pipelines.components.transformers.EmailFeaturizer method*), 1009
default_parameters() (*evalml.pipelines.components.transformers.encoders.label_encoder.LabelEncoder method*), 840
default_parameters() (*evalml.pipelines.components.transformers.encoders.LabelEncoder method*), 850
default_parameters() (*evalml.pipelines.components.transformers.encoders.onehot_encoder.OneHotEncoder method*), 843
default_parameters() (*evalml.pipelines.components.transformers.encoders.OneHotEnco method*), 853
default_parameters() (*evalml.pipelines.components.transformers.encoders.target_encod method*), 847
default_parameters() (*evalml.pipelines.components.transformers.encoders.TargetEncod method*), 856
default_parameters() (*evalml.pipelines.components.transformers.feature_selection.feat method*), 859
default_parameters() (*evalml.pipelines.components.transformers.feature_selection.Feat method*), 868
default_parameters() (*evalml.pipelines.components.transformers.feature_selection.rf_c method*), 862
default_parameters() (*evalml.pipelines.components.transformers.feature_selection.rf_r method*), 865
default_parameters() (*evalml.pipelines.components.transformers.feature_selection.RFC method*), 871
default_parameters() (*evalml.pipelines.components.transformers.feature_selection.RFR method*), 874
default_parameters() (*evalml.pipelines.components.transformers.FeatureSelector method*), 1011
default_parameters() (*evalml.pipelines.components.transformers.Imputer method*), 1014
default_parameters() (*evalml.pipelines.components.transformers.imputers.Imputer method*), 889
default_parameters() (*evalml.pipelines.components.transformers.imputers.imputer.Impu method*), 877
default_parameters() (*evalml.pipelines.components.transformers.imputers.per_column_ method*), 880
default_parameters() (*evalml.pipelines.components.transformers.imputers.PerColumnI method*), 891
default_parameters() (*evalml.pipelines.components.transformers.imputers.simple_impu method*), 883
default_parameters() (*evalml.pipelines.components.transformers.imputers.SimpleImput method*), 894
default_parameters() (*evalml.pipelines.components.transformers.imputers.target_impu

method), 886
default_parameters() (*evalml.pipelines.components.transformers.imputers.TargetImputer method*), 896
default_parameters() (*evalml.pipelines.components.transformers.LabelEncoder method*), 1016
default_parameters() (*evalml.pipelines.components.transformers.LinearDiscriminantAnalysis method*), 1019
default_parameters() (*evalml.pipelines.components.transformers.LogTransformer method*), 1021
default_parameters() (*evalml.pipelines.components.transformers.LSA method*), 1023
default_parameters() (*evalml.pipelines.components.transformers.NaturalLanguageFeaturizer method*), 1025
default_parameters() (*evalml.pipelines.components.transformers.OneHotEncoder method*), 1028
default_parameters() (*evalml.pipelines.components.transformers.Oversampler method*), 1031
default_parameters() (*evalml.pipelines.components.transformers.PCA method*), 1033
default_parameters() (*evalml.pipelines.components.transformers.PerColumnImputer method*), 1036
default_parameters() (*evalml.pipelines.components.transformers.PolynomialDetrender method*), 1038
default_parameters() (*evalml.pipelines.components.transformers.preprocessing.datetime_featurizers.DatetimeFeaturizer method*), 899
default_parameters() (*evalml.pipelines.components.transformers.preprocessing.DateTimeFeaturizer method*), 934
default_parameters() (*evalml.pipelines.components.transformers.preprocessing.DFSTransformer method*), 937
default_parameters() (*evalml.pipelines.components.transformers.preprocessing.drop_null_columns_transformer.DropNullColumns method*), 902
default_parameters() (*evalml.pipelines.components.transformers.preprocessing.drop_rows_transformer.DropRowsTransformer method*), 905
default_parameters() (*evalml.pipelines.components.transformers.preprocessing.DropNullColumns method*), 939
default_parameters() (*evalml.pipelines.components.transformers.preprocessing.DropRowsTransformer method*), 941
default_parameters() (*evalml.pipelines.components.transformers.preprocessing.EmailF method*), 943
default_parameters() (*evalml.pipelines.components.transformers.preprocessing.feature method*), 907
default_parameters() (*evalml.pipelines.components.transformers.preprocessing.log_tra method*), 909
default_parameters() (*evalml.pipelines.components.transformers.preprocessing.LogTra method*), 946
default_parameters() (*evalml.pipelines.components.transformers.preprocessing.LSA method*), 948
default_parameters() (*evalml.pipelines.components.transformers.preprocessing.lsa.LSA method*), 912
default_parameters() (*evalml.pipelines.components.transformers.preprocessing.natural method*), 915
default_parameters() (*evalml.pipelines.components.transformers.preprocessing.Natura method*), 950
default_parameters() (*evalml.pipelines.components.transformers.preprocessing.polyno method*), 917
default_parameters() (*evalml.pipelines.components.transformers.preprocessing.Polyno method*), 952
default_parameters() (*evalml.pipelines.components.transformers.preprocessing.replace method*), 920
default_parameters() (*evalml.pipelines.components.transformers.preprocessing.Replac method*), 955
default_parameters() (*evalml.pipelines.components.transformers.preprocessing.text_tra method*), 923
default_parameters() (*evalml.pipelines.components.transformers.preprocessing.TextTra method*), 957
default_parameters() (*evalml.pipelines.components.transformers.preprocessing.time_se method*), 926
default_parameters() (*evalml.pipelines.components.transformers.preprocessing.TimeSe method*), 960
default_parameters() (*evalml.pipelines.components.transformers.preprocessing.transfo method*), 929
default_parameters() (*evalml.pipelines.components.transformers.preprocessing.transfo

method), 931
default_parameters() (*evalml.pipelines.components.transformers.preprocessing.UrlFeaturizer method*), 962
default_parameters() (*evalml.pipelines.components.transformers.ReplaceNullableTypes method*), 1040
default_parameters() (*evalml.pipelines.components.transformers.RFClassifierSelectFromModel method*), 1043
default_parameters() (*evalml.pipelines.components.transformers.RFRegressorSelectFromModel method*), 1046
default_parameters() (*evalml.pipelines.components.transformers.samplers.base_sampler.BaseSampler method*), 965
default_parameters() (*evalml.pipelines.components.transformers.samplers.Oversampler method*), 974
default_parameters() (*evalml.pipelines.components.transformers.samplers.oversampler.Oversampler method*), 968
default_parameters() (*evalml.pipelines.components.transformers.samplers.Undersampler method*), 977
default_parameters() (*evalml.pipelines.components.transformers.samplers.undersampler.Undersampler method*), 971
default_parameters() (*evalml.pipelines.components.transformers.scalers.standard_scaler.StandardScaler method*), 980
default_parameters() (*evalml.pipelines.components.transformers.scalers.StandardScaler method*), 982
default_parameters() (*evalml.pipelines.components.transformers.SelectByType method*), 1048
default_parameters() (*evalml.pipelines.components.transformers.SelectColumns method*), 1050
default_parameters() (*evalml.pipelines.components.transformers.SimpleImputer method*), 1052
default_parameters() (*evalml.pipelines.components.transformers.StandardScaler method*), 1055
default_parameters() (*evalml.pipelines.components.transformers.TargetEncoder method*), 1057
default_parameters() (*evalml.pipelines.components.transformers.TargetImputer method*), 1060
default_parameters() (*evalml.pipelines.components.transformers.TimeSeriesFeaturizer method*), 1063
default_parameters() (*evalml.pipelines.components.transformers.Transformer method*), 1065
default_parameters() (*evalml.pipelines.components.transformers.transformer.Transformer method*), 994
default_parameters() (*evalml.pipelines.components.transformers.Undersampler method*), 1068
default_parameters() (*evalml.pipelines.components.transformers.URLFeaturizer method*), 1070
default_parameters() (*evalml.pipelines.components.Undersampler method*), 1226
default_parameters() (*evalml.pipelines.components.URLFeaturizer method*), 1228
default_parameters() (*evalml.pipelines.components.VowpalWabbitBinaryClassifier method*), 1230
default_parameters() (*evalml.pipelines.components.VowpalWabbitMulticlassClassifier method*), 1233
default_parameters() (*evalml.pipelines.components.VowpalWabbitRegressor method*), 1235
default_parameters() (*evalml.pipelines.components.XGBoostClassifier method*), 1238
default_parameters() (*evalml.pipelines.components.XGBoostRegressor method*), 1240
default_parameters() (*evalml.pipelines.DecisionTreeClassifier method*), 1341
default_parameters() (*evalml.pipelines.DecisionTreeRegressor method*), 1344
default_parameters() (*evalml.pipelines.DFSTransformer method*), 1347
default_parameters() (*evalml.pipelines.ElasticNetClassifier method*), 1349
default_parameters() (*evalml.pipelines.ElasticNetRegressor method*), 1352
default_parameters() (*evalml.pipelines.Estimator method*), 1354
default_parameters() (*evalml.pipelines.ExponentialSmoothingRegressor method*), 1357

default_parameters() (*evalml.pipelines.ExtraTreesClassifier method*), 1360
default_parameters() (*evalml.pipelines.ExtraTreesRegressor method*), 1363
default_parameters() (*evalml.pipelines.FeatureSelector method*), 1365
default_parameters() (*evalml.pipelines.KNeighborsClassifier method*), 1368
default_parameters() (*evalml.pipelines.LightGBMClassifier method*), 1371
default_parameters() (*evalml.pipelines.LightGBMRegressor method*), 1373
default_parameters() (*evalml.pipelines.LinearRegressor method*), 1376
default_parameters() (*evalml.pipelines.LogisticRegressionClassifier method*), 1379
default_parameters() (*evalml.pipelines.OneHotEncoder method*), 1387
default_parameters() (*evalml.pipelines.PerColumnImputer method*), 1390
default_parameters() (*evalml.pipelines.ProphetRegressor method*), 1397
default_parameters() (*evalml.pipelines.RandomForestClassifier method*), 1400
default_parameters() (*evalml.pipelines.RandomForestRegressor method*), 1402
default_parameters() (*evalml.pipelines.RFClassifierSelectFromModel method*), 1410
default_parameters() (*evalml.pipelines.RFRegressorSelectFromModel method*), 1413
default_parameters() (*evalml.pipelines.SimpleImputer method*), 1415
default_parameters() (*evalml.pipelines.StackedEnsembleClassifier method*), 1418
default_parameters() (*evalml.pipelines.StackedEnsembleRegressor method*), 1421
default_parameters() (*evalml.pipelines.StandardScaler method*), 1423
default_parameters() (*evalml.pipelines.SVMClassifier method*), 1426
default_parameters() (*evalml.pipelines.SVMRegressor method*), 1428
default_parameters() (*evalml.pipelines.TargetEncoder method*), 1431
default_parameters() (*evalml.pipelines.TimeSeriesFeaturizer method*), 1447
default_parameters() (*evalml.pipelines.Transformer method*), 1462
default_parameters() (*evalml.pipelines.VowpalWabbitBinaryClassifier method*), 1465
default_parameters() (*evalml.pipelines.VowpalWabbitMulticlassClassifier method*), 1467
default_parameters() (*evalml.pipelines.VowpalWabbitRegressor method*), 1469
default_parameters() (*evalml.pipelines.XGBoostClassifier method*), 1472
default_parameters() (*evalml.pipelines.XGBoostRegressor method*), 1474
DefaultAlgorithm (*class in evalml.automl.automl_algorithm*), 202
DefaultAlgorithm (*class in evalml.automl.automl_algorithm.default_algorithm*), 195
DefaultDataChecks (*class in evalml.data_checks*), 311
DefaultDataChecks (*class in evalml.data_checks.default_data_checks*), 265
deprecate_arg() (*in module evalml.utils*), 1523
deprecate_arg() (*in module evalml.utils.gen_utils*), 1517
describe() (*evalml.pipelines.ARIMARegressor method*), 1318
describe() (*evalml.pipelines.binary_classification_pipeline.BinaryClas method*), 1244
describe() (*evalml.pipelines.BinaryClassificationPipeline method*), 1321
describe() (*evalml.pipelines.CatBoostClassifier method*), 1327
describe() (*evalml.pipelines.CatBoostRegressor

method), 1329
describe() (*evalml.pipelines.classification_pipeline.ClassificationPipeline*
method), 1252
describe() (*evalml.pipelines.ClassificationPipeline*
method), 1332
describe() (*evalml.pipelines.component_graph.ComponentGraph*
method), 1258
describe() (*evalml.pipelines.ComponentGraph*
method), 1337
describe() (*evalml.pipelines.components.ARIMARegressor*
method), 1085
describe() (*evalml.pipelines.components.BaselineClassifier*
method), 1088
describe() (*evalml.pipelines.components.BaselineRegressor*
method), 1090
describe() (*evalml.pipelines.components.CatBoostClassifier*
method), 1092
describe() (*evalml.pipelines.components.CatBoostRegressor*
method), 1095
describe() (*evalml.pipelines.components.component_base.ComponentBase*
method), 1073
describe() (*evalml.pipelines.components.ComponentBase*
method), 1097
describe() (*evalml.pipelines.components.DateTimeFeaturizer*
method), 1100
describe() (*evalml.pipelines.components.DecisionTreeClassifier*
method), 1103
describe() (*evalml.pipelines.components.DecisionTreeRegressor*
method), 1106
describe() (*evalml.pipelines.components.DFSTransformer*
method), 1108
describe() (*evalml.pipelines.components.DropColumns*
method), 1111
describe() (*evalml.pipelines.components.DropNullColumns*
method), 1113
describe() (*evalml.pipelines.components.DropRowsTransformer*
method), 1115
describe() (*evalml.pipelines.components.ElasticNetClassifier*
method), 1117
describe() (*evalml.pipelines.components.ElasticNetRegressor*
method), 1120
describe() (*evalml.pipelines.components.EmailFeaturizer*
method), 1122
describe() (*evalml.pipelines.components.ensemble.stacked_ensemble.StackedEnsembleBase*
method), 564
describe() (*evalml.pipelines.components.ensemble.stacked_ensemble.StackedEnsembleClassifier*
method), 568
describe() (*evalml.pipelines.components.ensemble.stacked_ensemble.StackedEnsembleRegressor*
method), 571
describe() (*evalml.pipelines.components.ensemble.StackedEnsembleBase*
method), 573
describe() (*evalml.pipelines.components.ensemble.StackedEnsembleClassifier*
method), 576
describe() (*evalml.pipelines.components.ensemble.StackedEnsembleRegressor*
method), 579
describe() (*evalml.pipelines.components.Estimator*
method), 1124
describe() (*evalml.pipelines.components.estimators.ARIMARegressor*
method), 752
describe() (*evalml.pipelines.components.estimators.BaselineClassifier*
method), 755
describe() (*evalml.pipelines.components.estimators.BaselineRegressor*
method), 757
describe() (*evalml.pipelines.components.estimators.CatBoostClassifier*
method), 760
describe() (*evalml.pipelines.components.estimators.CatBoostRegressor*
method), 763
describe() (*evalml.pipelines.components.estimators.classifiers.baseline*
method), 583
describe() (*evalml.pipelines.components.estimators.classifiers.Baseline*
method), 625
describe() (*evalml.pipelines.components.estimators.classifiers.catboost*
method), 586
describe() (*evalml.pipelines.components.estimators.classifiers.CatBoos*
method), 628
describe() (*evalml.pipelines.components.estimators.classifiers.decision*
method), 589
describe() (*evalml.pipelines.components.estimators.classifiers.Decision*
method), 631
describe() (*evalml.pipelines.components.estimators.classifiers.elasticne*
method), 592
describe() (*evalml.pipelines.components.estimators.classifiers.ElasticN*
method), 634
describe() (*evalml.pipelines.components.estimators.classifiers.et_class*
method), 595
describe() (*evalml.pipelines.components.estimators.classifiers.ExtraTre*
method), 637
describe() (*evalml.pipelines.components.estimators.classifiers.kneighb*
method), 599
describe() (*evalml.pipelines.components.estimators.classifiers.KNeighb*
method), 640
describe() (*evalml.pipelines.components.estimators.classifiers.lightgbm*
method), 602
describe() (*evalml.pipelines.components.estimators.classifiers.LightGB*
method), 643
describe() (*evalml.pipelines.components.estimators.classifiers.logistic_*
method), 605
describe() (*evalml.pipelines.components.estimators.classifiers.LogisticR*
method), 646
describe() (*evalml.pipelines.components.estimators.classifiers.Random*
method), 648
describe() (*evalml.pipelines.components.estimators.classifiers.rf_class*
method), 608
describe() (*evalml.pipelines.components.estimators.classifiers.svm_cla*
method), 611
describe() (*evalml.pipelines.components.estimators.classifiers.SVMCla*
method), 651
describe() (*evalml.pipelines.components.estimators.classifiers.vowpal_*

method), 614
describe() (*evalml.pipelines.components.estimators.classifiers.vowpal_wabbit_binary_classifier.VowpalWabbitBinaryClassifier method*), 617
describe() (*evalml.pipelines.components.estimators.classifiers.vowpal_wabbit_multi_class_classifier.VowpalWabbitMultiClassifier method*), 619
describe() (*evalml.pipelines.components.estimators.classifiers.VowpalWabbitBinaryClassifier method*), 653
describe() (*evalml.pipelines.components.estimators.classifiers.VowpalWabbitMultiClassifier method*), 656
describe() (*evalml.pipelines.components.estimators.classifiers.xgboost_classifier.XGBoostClassifier method*), 622
describe() (*evalml.pipelines.components.estimators.classifiers.XGBoostClassifier method*), 658
describe() (*evalml.pipelines.components.estimators.DecisionTreeClassifier method*), 766
describe() (*evalml.pipelines.components.DecisionTreeRegressor method*), 769
describe() (*evalml.pipelines.components.ElasticNetClassifier method*), 772
describe() (*evalml.pipelines.components.ElasticNetRegressor method*), 774
describe() (*evalml.pipelines.components.Estimator method*), 777
describe() (*evalml.pipelines.components.estimators.estimator.Estimator method*), 748
describe() (*evalml.pipelines.components.ExponentialSmoothingRegressor method*), 780
describe() (*evalml.pipelines.components.ExtraTreesClassifier method*), 783
describe() (*evalml.pipelines.components.ExtraTreesRegressor method*), 786
describe() (*evalml.pipelines.components.KNeighborsClassifier method*), 789
describe() (*evalml.pipelines.components.LightGBMClassifier method*), 791
describe() (*evalml.pipelines.components.LightGBMRegressor method*), 794
describe() (*evalml.pipelines.components.LinearRegressor method*), 797
describe() (*evalml.pipelines.components.LogisticRegressionClassifier method*), 800
describe() (*evalml.pipelines.components.ProphetRegressor method*), 802
describe() (*evalml.pipelines.components.RandomForestClassifier method*), 804
describe() (*evalml.pipelines.components.RandomForestRegressor method*), 807
describe() (*evalml.pipelines.components.regressors.arima_regressor.ARIMARegressor method*), 662
describe() (*evalml.pipelines.components.regressors.ARIMARegressor method*), 708
describe() (*evalml.pipelines.components.regressors.baseline_regressor.BaselineRegressor method*), 664
describe() (*evalml.pipelines.components.regressors.BaselineRegressor method*), 711
describe() (*evalml.pipelines.components.estimators.classifiers.catboost_classifier.CatBoostClassifier method*), 667
describe() (*evalml.pipelines.components.estimators.classifiers.CatBoostClassifier method*), 713
describe() (*evalml.pipelines.components.estimators.regressors.decision_tree_regressor.DecisionTreeRegressor method*), 671
describe() (*evalml.pipelines.components.estimators.regressors.DecisionTreeRegressor method*), 716
describe() (*evalml.pipelines.components.estimators.regressors.elastic_net_regressor.ElasticNetRegressor method*), 674
describe() (*evalml.pipelines.components.estimators.regressors.ElasticNetRegressor method*), 719
describe() (*evalml.pipelines.components.estimators.regressors.et_regressor.ExtraTreesRegressor method*), 677
describe() (*evalml.pipelines.components.estimators.regressors.exponential_smoothing_regressor.ExponentialSmoothingRegressor method*), 680
describe() (*evalml.pipelines.components.estimators.regressors.ExponentialSmoothingRegressor method*), 722
describe() (*evalml.pipelines.components.estimators.regressors.ExtraTreesRegressor method*), 725
describe() (*evalml.pipelines.components.estimators.regressors.lightgbm_regressor.LightGBMRegressor method*), 684
describe() (*evalml.pipelines.components.estimators.regressors.LightGBMRegressor method*), 728
describe() (*evalml.pipelines.components.estimators.regressors.linear_regressor.LinearRegressor method*), 687
describe() (*evalml.pipelines.components.estimators.regressors.LinearRegressor method*), 730
describe() (*evalml.pipelines.components.estimators.regressors.prophet_regressor.ProphetRegressor method*), 690
describe() (*evalml.pipelines.components.estimators.regressors.ProphetRegressor method*), 733
describe() (*evalml.pipelines.components.estimators.regressors.RandomForestRegressor method*), 735
describe() (*evalml.pipelines.components.estimators.regressors.rf_regressor.RandomForestRegressor method*), 693
describe() (*evalml.pipelines.components.estimators.regressors.svm_regressor.SVMRegressor method*), 696
describe() (*evalml.pipelines.components.estimators.regressors.SVMRegressor method*), 738
describe() (*evalml.pipelines.components.estimators.regressors.time_series_baseline_regressor.TimeSeriesBaselineRegressor method*), 698
describe() (*evalml.pipelines.components.estimators.regressors.TimeSeriesBaselineRegressor method*), 740
describe() (*evalml.pipelines.components.estimators.regressors.vowpal_wabbit_regressor.VowpalWabbitRegressor method*), 701
describe() (*evalml.pipelines.components.estimators.regressors.VowpalWabbitRegressor method*), 743
describe() (*evalml.pipelines.components.estimators.regressors.xgboost_regressor.XGBoostRegressor method*), 704
describe() (*evalml.pipelines.components.estimators.regressors.XGBoostRegressor method*), 745
describe() (*evalml.pipelines.components.estimators.SVMClassifier*

method), 809
describe() (*evalml.pipelines.components.estimators.SVMRegressor*
method), 812
describe() (*evalml.pipelines.components.estimators.TimeSeriesBaselineEstimator*
method), 814
describe() (*evalml.pipelines.components.estimators.VowpalWabbitBinaryClassifier*
method), 817
describe() (*evalml.pipelines.components.estimators.VowpalWabbitMulticlassClassifier*
method), 819
describe() (*evalml.pipelines.components.estimators.VowpalWabbitRegressor*
method), 822
describe() (*evalml.pipelines.components.estimators.XGBoostClassifier*
method), 824
describe() (*evalml.pipelines.components.estimators.XGBoostRegressor*
method), 827
describe() (*evalml.pipelines.components.ExponentialSmoothingRegressor*
method), 1127
describe() (*evalml.pipelines.components.ExtraTreesClassifier*
method), 1130
describe() (*evalml.pipelines.components.ExtraTreesRegressor*
method), 1133
describe() (*evalml.pipelines.components.FeatureSelector*
method), 1136
describe() (*evalml.pipelines.components.Imputer*
method), 1138
describe() (*evalml.pipelines.components.KNeighborsClassifier*
method), 1141
describe() (*evalml.pipelines.components.LabelEncoder*
method), 1144
describe() (*evalml.pipelines.components.LightGBMClassifier*
method), 1147
describe() (*evalml.pipelines.components.LightGBMRegressor*
method), 1149
describe() (*evalml.pipelines.components.LinearDiscriminantAnalysis*
method), 1152
describe() (*evalml.pipelines.components.LinearRegressor*
method), 1154
describe() (*evalml.pipelines.components.LogisticRegressionClassifier*
method), 1157
describe() (*evalml.pipelines.components.LogTransformer*
method), 1159
describe() (*evalml.pipelines.components.LSA*
method), 1161
describe() (*evalml.pipelines.components.NaturalLanguageFeaturizer*
method), 1163
describe() (*evalml.pipelines.components.OneHotEncoder*
method), 1166
describe() (*evalml.pipelines.components.Oversampler*
method), 1169
describe() (*evalml.pipelines.components.PCA*
method), 1171
describe() (*evalml.pipelines.components.PerColumnImputer*
method), 1174
describe() (*evalml.pipelines.components.PolynomialDetrender*
method), 1176
describe() (*evalml.pipelines.components.ProphetRegressor*
method), 1178
describe() (*evalml.pipelines.components.RandomForestClassifier*
method), 1181
describe() (*evalml.pipelines.components.RandomForestRegressor*
method), 1183
describe() (*evalml.pipelines.components.ReplaceNullableTypes*
method), 1185
describe() (*evalml.pipelines.components.RFClassifierSelectFromModel*
method), 1188
describe() (*evalml.pipelines.components.RFRegressorSelectFromModel*
method), 1191
describe() (*evalml.pipelines.components.SelectByType*
method), 1193
describe() (*evalml.pipelines.components.SelectColumns*
method), 1195
describe() (*evalml.pipelines.components.SimpleImputer*
method), 1197
describe() (*evalml.pipelines.components.StackedEnsembleClassifier*
method), 1200
describe() (*evalml.pipelines.components.StackedEnsembleRegressor*
method), 1203
describe() (*evalml.pipelines.components.StandardScaler*
method), 1205
describe() (*evalml.pipelines.components.SVMClassifier*
method), 1208
describe() (*evalml.pipelines.components.SVMRegressor*
method), 1210
describe() (*evalml.pipelines.components.TargetEncoder*
method), 1213
describe() (*evalml.pipelines.components.TargetImputer*
method), 1215
describe() (*evalml.pipelines.components.TimeSeriesBaselineEstimator*
method), 1218
describe() (*evalml.pipelines.components.TimeSeriesFeaturizer*
method), 1221
describe() (*evalml.pipelines.components.Transformer*
method), 1223
describe() (*evalml.pipelines.components.transformers.column_selector*
method), 985
describe() (*evalml.pipelines.components.transformers.column_selector*
method), 987
describe() (*evalml.pipelines.components.transformers.column_selector*
method), 989
describe() (*evalml.pipelines.components.transformers.column_selector*
method), 991
describe() (*evalml.pipelines.components.transformers.DateTimeFeatur*
method), 998
describe() (*evalml.pipelines.components.transformers.DFSTransforme*
method), 1000
describe() (*evalml.pipelines.components.transformers.dimensionality_*
method), 830
describe() (*evalml.pipelines.components.transformers.dimensionality_*

method), 835
describe() (*evalml.pipelines.components.transformers.dimensionality_reduction.PCA*
method), 837
describe() (*evalml.pipelines.components.transformers.dimensionality_reduction.PCA*
method), 832
describe() (*evalml.pipelines.components.transformers.DropColumns*
method), 1003
describe() (*evalml.pipelines.components.transformers.DropNullColumns*
method), 1005
describe() (*evalml.pipelines.components.transformers.DropRowsTransformer*
method), 1007
describe() (*evalml.pipelines.components.transformers.EmailFeaturizer*
method), 1009
describe() (*evalml.pipelines.components.transformers.encoders.LabelEncoder*
method), 840
describe() (*evalml.pipelines.components.transformers.encoders.LabelEncoder*
method), 850
describe() (*evalml.pipelines.components.transformers.encoders.OneHotEncoder*
method), 844
describe() (*evalml.pipelines.components.transformers.encoders.OneHotEncoder*
method), 853
describe() (*evalml.pipelines.components.transformers.encoders.TargetEncoder*
method), 847
describe() (*evalml.pipelines.components.transformers.encoders.TargetEncoder*
method), 856
describe() (*evalml.pipelines.components.transformers.feature_selection.FeatureSelector*
method), 859
describe() (*evalml.pipelines.components.transformers.feature_selection.FeatureSelector*
method), 868
describe() (*evalml.pipelines.components.transformers.feature_selection.RFClassifierSelectFromModel*
method), 862
describe() (*evalml.pipelines.components.transformers.feature_selection.RFRegressorSelectFromModel*
method), 865
describe() (*evalml.pipelines.components.transformers.feature_selection.RFClassifierSelectFromModel*
method), 871
describe() (*evalml.pipelines.components.transformers.feature_selection.RFRegressorSelectFromModel*
method), 874
describe() (*evalml.pipelines.components.transformers.FeatureSelector*
method), 1012
describe() (*evalml.pipelines.components.transformers.Imputer*
method), 1014
describe() (*evalml.pipelines.components.transformers.imputers.Imputer*
method), 889
describe() (*evalml.pipelines.components.transformers.imputers.Imputer*
method), 877
describe() (*evalml.pipelines.components.transformers.imputers.PerColumnImputer*
method), 880
describe() (*evalml.pipelines.components.transformers.imputers.PerColumnImputer*
method), 892
describe() (*evalml.pipelines.components.transformers.imputers.SimpleImputer*
method), 883
describe() (*evalml.pipelines.components.transformers.imputers.SimpleImputer*
method), 894
describe() (*evalml.pipelines.components.transformers.imputers.TargetImputer*
method), 886
describe() (*evalml.pipelines.components.transformers.imputers.TargetImputer*
method), 896
describe() (*evalml.pipelines.components.transformers.LabelEncoder*
method), 1017
describe() (*evalml.pipelines.components.transformers.LinearDiscriminantAnalysis*
method), 1019
describe() (*evalml.pipelines.components.transformers.LogTransformer*
method), 1021
describe() (*evalml.pipelines.components.transformers.LSA*
method), 1023
describe() (*evalml.pipelines.components.transformers.NaturalLanguageFeature*
method), 1026
describe() (*evalml.pipelines.components.transformers.OneHotEncoder*
method), 1028
describe() (*evalml.pipelines.components.transformers.Oversampler*
method), 1031
describe() (*evalml.pipelines.components.transformers.PCA*
method), 1033
describe() (*evalml.pipelines.components.transformers.PerColumnImputer*
method), 1036
describe() (*evalml.pipelines.components.transformers.PolynomialDetrender*
method), 1038
describe() (*evalml.pipelines.components.transformers.preprocessing.DateTime*
method), 899
describe() (*evalml.pipelines.components.transformers.preprocessing.DelayedFeatureTransformer*
method), 934
describe() (*evalml.pipelines.components.transformers.preprocessing.DropNullRows*
method), 937
describe() (*evalml.pipelines.components.transformers.preprocessing.EmailFeaturizer*
method), 902
describe() (*evalml.pipelines.components.transformers.preprocessing.feature_selection.RFClassifierSelectFromModel*
method), 905
describe() (*evalml.pipelines.components.transformers.preprocessing.feature_selection.RFRegressorSelectFromModel*
method), 939
describe() (*evalml.pipelines.components.transformers.preprocessing.DropRowsTransformer*
method), 941
describe() (*evalml.pipelines.components.transformers.preprocessing.EmailFeaturizer*
method), 944
describe() (*evalml.pipelines.components.transformers.preprocessing.feature_selection.FeatureSelector*
method), 907
describe() (*evalml.pipelines.components.transformers.preprocessing.LogTransformer*
method), 910
describe() (*evalml.pipelines.components.transformers.preprocessing.LSA*
method), 946
describe() (*evalml.pipelines.components.transformers.preprocessing.LSA*
method), 948
describe() (*evalml.pipelines.components.transformers.preprocessing.lsa.LSA*
method), 912
describe() (*evalml.pipelines.components.transformers.preprocessing.natural_language.NaturalLanguageFeaturizer*
method), 915
describe() (*evalml.pipelines.components.transformers.preprocessing.NaturalLanguageFeaturizer*
method), 950
describe() (*evalml.pipelines.components.transformers.preprocessing.polynomial_detrender.PolynomialDetrender*

method), 918
describe() (*evalml.pipelines.components.transformers.preprocessing.PolynomialDetrender method*), 952
describe() (*evalml.pipelines.components.transformers.preprocessing.replace_nullable_types.ReplaceNullableTypes method*), 920
describe() (*evalml.pipelines.components.transformers.preprocessing.RowNullableTypes method*), 955
describe() (*evalml.pipelines.components.transformers.preprocessing.text_transformer.TextTransformer method*), 923
describe() (*evalml.pipelines.components.transformers.preprocessing.TextToNumeric method*), 957
describe() (*evalml.pipelines.components.transformers.preprocessing.time_series_featurizer.TimeSeriesFeaturizer method*), 926
describe() (*evalml.pipelines.components.transformers.preprocessing.TimeSeriesImputer method*), 960
describe() (*evalml.pipelines.components.transformers.preprocessing.transform_primitive_components.TransformPrimitive method*), 929
describe() (*evalml.pipelines.components.transformers.preprocessing.transform_primitive_components.URLFeaturizer method*), 931
describe() (*evalml.pipelines.components.transformers.preprocessing.URLFeaturizer method*), 962
describe() (*evalml.pipelines.components.transformers.ReplaceNullableTypes method*), 1040
describe() (*evalml.pipelines.components.transformers.RFClassifierSelectFromModel method*), 1043
describe() (*evalml.pipelines.components.transformers.RFRegressorSelectFromModel method*), 1046
describe() (*evalml.pipelines.components.transformers.samplers.base_sampler.BaseSampler method*), 965
describe() (*evalml.pipelines.components.transformers.samplers.OversamplerBase method*), 974
describe() (*evalml.pipelines.components.transformers.samplers.oversampler.Oversampler method*), 968
describe() (*evalml.pipelines.components.transformers.samplers.UndersamplerBase method*), 977
describe() (*evalml.pipelines.components.transformers.samplers.undersampler.Undersampler method*), 971
describe() (*evalml.pipelines.components.transformers.scalers.standard_scaler.StandardScaler method*), 980
describe() (*evalml.pipelines.components.transformers.scalers.StandardScaler method*), 982
describe() (*evalml.pipelines.components.transformers.SelectByType method*), 1048
describe() (*evalml.pipelines.components.transformers.SelectColumns method*), 1050
describe() (*evalml.pipelines.components.transformers.SimpleImputer method*), 1053
describe() (*evalml.pipelines.components.transformers.StandardScaler method*), 1055
describe() (*evalml.pipelines.components.transformers.TargetEncoder method*), 1057
describe() (*evalml.pipelines.components.transformers.TargetImputer method*), 1060
describe() (*evalml.pipelines.components.transformers.TimeSeriesFeaturizer method*), 1063
describe() (*evalml.pipelines.components.transformers.Transformer method*), 1065
describe() (*evalml.pipelines.components.transformers.transformer.Transformer method*), 994
describe() (*evalml.pipelines.components.transformers.Undersampler method*), 1068
describe() (*evalml.pipelines.components.transformers.URLFeaturizer method*), 1070
describe() (*evalml.pipelines.components.Undersampler method*), 1226
describe() (*evalml.pipelines.components.TimeSeriesFeaturizer method*), 1228
describe() (*evalml.pipelines.components.VowpalWabbitBinaryClassifier method*), 1230
describe() (*evalml.pipelines.components.VowpalWabbitMulticlassClassifier method*), 1233
describe() (*evalml.pipelines.components.VowpalWabbitRegressor method*), 1235
describe() (*evalml.pipelines.components.XGBoostClassifier method*), 1238
describe() (*evalml.pipelines.components.XGBoostRegressor method*), 1240
describe() (*evalml.pipelines.DecisionTreeClassifier method*), 1341
describe() (*evalml.pipelines.DecisionTreeRegressor method*), 1344
describe() (*evalml.pipelines.DFSTransformer method*), 1347
describe() (*evalml.pipelines.ElasticNetClassifier method*), 1349
describe() (*evalml.pipelines.ElasticNetRegressor method*), 1352
describe() (*evalml.pipelines.Estimator method*), 1354
describe() (*evalml.pipelines.ExponentialSmoothingRegressor method*), 1357
describe() (*evalml.pipelines.ExtraTreesClassifier method*), 1360
describe() (*evalml.pipelines.ExtraTreesRegressor method*), 1363
describe() (*evalml.pipelines.FeatureSelector method*), 1365
describe() (*evalml.pipelines.KNeighborsClassifier method*), 1368
describe() (*evalml.pipelines.LightGBMClassifier method*), 1371
describe() (*evalml.pipelines.LightGBMRegressor method*), 1374
describe() (*evalml.pipelines.LinearRegressor method*), 1376
describe() (*evalml.pipelines.LogisticRegressionClassifier method*), 1379
describe() (*evalml.pipelines.multiclass_classification_pipeline.MulticlassClassificationPipeline*

method), 1263
describe() (*evalml.pipelines.MulticlassClassificationPipeline method*), 1382
describe() (*evalml.pipelines.OneHotEncoder method*), 1387
describe() (*evalml.pipelines.PerColumnImputer method*), 1390
describe() (*evalml.pipelines.pipeline_base.PipelineBase method*), 1268
describe() (*evalml.pipelines.PipelineBase method*), 1393
describe() (*evalml.pipelines.ProphetRegressor method*), 1397
describe() (*evalml.pipelines.RandomForestClassifier method*), 1400
describe() (*evalml.pipelines.RandomForestRegressor method*), 1402
describe() (*evalml.pipelines.regression_pipeline.RegressionPipeline method*), 1275
describe() (*evalml.pipelines.RegressionPipeline method*), 1405
describe() (*evalml.pipelines.RFClassifierSelectFromModel method*), 1410
describe() (*evalml.pipelines.RFRegressorSelectFromModel method*), 1413
describe() (*evalml.pipelines.SimpleImputer method*), 1415
describe() (*evalml.pipelines.StackedEnsembleClassifier method*), 1418
describe() (*evalml.pipelines.StackedEnsembleRegressor method*), 1421
describe() (*evalml.pipelines.StandardScaler method*), 1423
describe() (*evalml.pipelines.SVMClassifier method*), 1426
describe() (*evalml.pipelines.SVMRegressor method*), 1428
describe() (*evalml.pipelines.TargetEncoder method*), 1431
describe() (*evalml.pipelines.time_series_classification_pipelines.TimeSeriesBinaryClassificationPipeline method*), 1282
describe() (*evalml.pipelines.time_series_classification_pipelines.TimeSeriesClassificationPipeline method*), 1288
describe() (*evalml.pipelines.time_series_classification_pipelines.TimeSeriesMulticlassClassificationPipeline method*), 1295
describe() (*evalml.pipelines.time_series_pipeline_base.TimeSeriesPipelineBase method*), 1301
describe() (*evalml.pipelines.time_series_regression_pipeline.TimeSeriesRegressionPipeline method*), 1308
describe() (*evalml.pipelines.TimeSeriesBinaryClassificationPipeline method*), 1435
describe() (*evalml.pipelines.TimeSeriesClassificationPipeline method*), 1441
describe() (*evalml.pipelines.TimeSeriesFeaturizer method*), 1447
describe() (*evalml.pipelines.TimeSeriesMulticlassClassificationPipeline method*), 1451
describe() (*evalml.pipelines.TimeSeriesRegressionPipeline method*), 1457
describe() (*evalml.pipelines.Transformer method*), 1462
describe() (*evalml.pipelines.VowpalWabbitBinaryClassifier method*), 1465
describe() (*evalml.pipelines.VowpalWabbitMulticlassClassifier method*), 1467
describe() (*evalml.pipelines.VowpalWabbitRegressor method*), 1469
describe() (*evalml.pipelines.XGBoostClassifier method*), 1472
describe() (*evalml.pipelines.XGBoostRegressor method*), 1474
describe_pipeline() (*evalml.automl.automl_search.AutoMLSearch method*), 228
describe_pipeline() (*evalml.automl.AutoMLSearch method*), 241
describe_pipeline() (*evalml.AutoMLSearch method*), 1530
detect_problem_type() (*in module evalml.problem_types*), 1498
detect_problem_type() (*in module evalml.problem_types.utils*), 1495
DFSTransformer (*class in evalml.pipelines*), 1346
DFSTransformer (*class in evalml.pipelines.components*), 1107
DFSTransformer (*class in evalml.pipelines.components.transformers*), 999
DFSTransformer (*class in evalml.pipelines.components.transformers.preprocessing*), 936
DFSTransformer (*class in evalml.pipelines.components.transformers.preprocessing.featureto*), 906
DFSTransformer (*evalml.automl.engine.CFComputation method*), 207
DFSTransformer (*evalml.automl.engine.DaskComputation method*), 210
DFSTransformer (*evalml.automl.engine.engine_base.EngineComputation method*), 213
DFSTransformer (*evalml.automl.engine.EngineComputation method*), 221
DFSTransformer (*evalml.automl.engine.sequential_engine.SequentialComputation method*), 216
drop_rows_with_nans() (*in module evalml.utils*), 1523
drop_rows_with_nans() (*in module*

evalml.utils.gen_utils), 1517
DropColumns (*class in evalml.pipelines.components*), 1110
DropColumns (*class in evalml.pipelines.components.transformers*), 1002
DropColumns (*class in evalml.pipelines.components.transformers.column_selectors*), 986
DropNullColumns (*class in evalml.pipelines.components*), 1112
DropNullColumns (*class in evalml.pipelines.components.transformers*), 1004
DropNullColumns (*class in evalml.pipelines.components.transformers.preprocessing*), 938
DropNullColumns (*class in evalml.pipelines.components.transformers.preprocessing.drop_null_columns*), 901
DropRowsTransformer (*class in evalml.pipelines.components*), 1114
DropRowsTransformer (*class in evalml.pipelines.components.transformers*), 1006
DropRowsTransformer (*class in evalml.pipelines.components.transformers.preprocessing*), 940
DropRowsTransformer (*class in evalml.pipelines.components.transformers.preprocessing.drop_rows_transformer*), 904

E

ElasticNetClassifier (*class in evalml.pipelines*), 1348
ElasticNetClassifier (*class in evalml.pipelines.components*), 1116
ElasticNetClassifier (*class in evalml.pipelines.components.estimators*), 770
ElasticNetClassifier (*class in evalml.pipelines.components.estimators.classifiers*), 632
ElasticNetClassifier (*class in evalml.pipelines.components.estimators.classifiers.elasticnet_classifier*), 590
ElasticNetRegressor (*class in evalml.pipelines*), 1351
ElasticNetRegressor (*class in evalml.pipelines.components*), 1119
ElasticNetRegressor (*class in evalml.pipelines.components.estimators*), 773
ElasticNetRegressor (*class in evalml.pipelines.components.estimators.regressors*), 718
ElasticNetRegressor (*class in evalml.pipelines.components.estimators.regressors.elasticnet_reg*, 673
EmailFeaturizer (*class in evalml.pipelines.components*), 1121
EmailFeaturizer (*class in evalml.pipelines.components.transformers*), 1008
EmailFeaturizer (*class in evalml.pipelines.components.transformers.preprocessing*), 943
EmailFeaturizer (*class in evalml.pipelines.components.transformers.preprocessing.transfor*, 928
EngineBase (*class in evalml.automl*), 243
EngineBase (*class in evalml.automl.engine*), 221
EngineBase (*class in evalml.automl.engine.engine_base*), 212
EngineComputation (*class in evalml.automl.engine*), 221
EngineComputation (*class in evalml.automl.engine.engine_base*), 212
error() (*evalml.automl.engine.engine_base.JobLogger method*), 214
error_contains_nan (*in module evalml.data_checks.datetime_nan_data_check*), 265
error_contains_nan (*in module evalml.data_checks.natural_language_nan_data_check*), 275
Estimator (*class in evalml.pipelines*), 1353
Estimator (*class in evalml.pipelines.components*), 1123
Estimator (*class in evalml.pipelines.components.estimators*), 776
Estimator (*class in evalml.pipelines.components.estimators.estimator*), 747
evalml module, 192
evalml.automl module, 192
evalml.automl.automl_algorithm module, 192
evalml.automl.automl_algorithm.automl_algorithm module, 192
evalml.automl.automl_algorithm.default_algorithm module, 194
evalml.automl.automl_algorithm.iterative_algorithm module, 197
evalml.automl.automl_search

module, 224
evalml.automl.callbacks
module, 232
evalml.automl.engine
module, 206
evalml.automl.engine.cf_engine
module, 206
evalml.automl.engine.dask_engine
module, 209
evalml.automl.engine.engine_base
module, 212
evalml.automl.engine.sequential_engine
module, 215
evalml.automl.pipeline_search_plots
module, 233
evalml.automl.utils
module, 234
evalml.data_checks
module, 247
evalml.data_checks.class_imbalance_data_check
module, 247
evalml.data_checks.data_check
module, 250
evalml.data_checks.data_check_action
module, 251
evalml.data_checks.data_check_action_code
module, 252
evalml.data_checks.data_check_action_options
module, 252
evalml.data_checks.data_check_message
module, 255
evalml.data_checks.data_check_message_code
module, 257
evalml.data_checks.data_check_message_type
module, 259
evalml.data_checks.data_checks
module, 260
evalml.data_checks.datetime_format_data_check
module, 261
evalml.data_checks.datetime_nan_data_check
module, 263
evalml.data_checks.default_data_checks
module, 265
evalml.data_checks.id_columns_data_check
module, 266
evalml.data_checks.invalid_target_data_check
module, 269
evalml.data_checks.multicollinearity_data_check
module, 273
evalml.data_checks.natural_language_nan_data_check
module, 274
evalml.data_checks.no_variance_data_check
module, 276
evalml.data_checks.null_data_check
module, 279
evalml.data_checks.outliers_data_check
module, 283
evalml.data_checks.sparsity_data_check
module, 285
evalml.data_checks.target_distribution_data_check
module, 287
evalml.data_checks.target_leakage_data_check
module, 289
evalml.data_checks.ts_parameters_data_check
module, 291
evalml.data_checks.ts_splitting_data_check
module, 293
evalml.data_checks.uniqueness_data_check
module, 294
evalml.data_checks.utils
module, 297
evalml.demos
module, 338
evalml.demos.breast_cancer
module, 338
evalml.demos.churn
module, 338
evalml.demos.diabetes
module, 339
evalml.demos.fraud
module, 339
evalml.demos.weather
module, 340
evalml.demos.wine
module, 340
evalml.exceptions
module, 342
evalml.exceptions.exceptions
module, 342
evalml.model_family
module, 347
evalml.model_family.model_family
module, 347
evalml.model_family.utils
module, 349
evalml.model_understanding
module, 351
evalml.model_understanding.decision_boundary
module, 358
evalml.model_understanding.feature_explanations
module, 359
evalml.model_understanding.force_plots
module, 361
evalml.model_understanding.graphs
module, 362
evalml.model_understanding.permutation_importance
module, 373
evalml.model_understanding.prediction_explanations

module, 351
evalml.model_understanding.prediction_explanations
module, 351
evalml.objectives
module, 389
evalml.objectives.binary_classification_objective
module, 389
evalml.objectives.cost_benefit_matrix
module, 392
evalml.objectives.fraud_cost
module, 395
evalml.objectives.lead_scoring
module, 398
evalml.objectives.multiclass_classification_objective
module, 401
evalml.objectives.objective_base
module, 403
evalml.objectives.regression_objective
module, 405
evalml.objectives.sensitivity_low_alert
module, 408
evalml.objectives.standard_metrics
module, 410
evalml.objectives.time_series_regression_objective
module, 474
evalml.objectives.utils
module, 476
evalml.pipelines
module, 563
evalml.pipelines.binary_classification_pipeline
module, 1242
evalml.pipelines.binary_classification_pipeline_mixin
module, 1249
evalml.pipelines.classification_pipeline
module, 1250
evalml.pipelines.component_graph
module, 1255
evalml.pipelines.components
module, 563
evalml.pipelines.components.component_base
module, 1072
evalml.pipelines.components.component_base_meta
module, 1074
evalml.pipelines.components.ensemble
module, 563
evalml.pipelines.components.ensemble.stacked_ensemble_base
module, 563
evalml.pipelines.components.ensemble.stacked_ensemble_classifier
module, 566
evalml.pipelines.components.ensemble.stacked_ensemble_regressor
module, 569
evalml.pipelines.components.estimators
module, 581
evalml.pipelines.components.estimators.classifier
module, 581
evalml.pipelines.components.estimators.classifiers
module, 581
evalml.pipelines.components.estimators.classifiers
module, 584
evalml.pipelines.components.estimators.classifiers
module, 587
evalml.pipelines.components.estimators.classifiers
module, 590
evalml.pipelines.components.estimators.classifiers
module, 593
evalml.pipelines.components.estimators.classifiers
module, 597
evalml.pipelines.components.estimators.classifiers
module, 600
evalml.pipelines.components.estimators.classifiers
module, 603
evalml.pipelines.components.estimators.classifiers
module, 607
evalml.pipelines.components.estimators.classifiers
module, 609
evalml.pipelines.components.estimators.classifiers
module, 612
evalml.pipelines.components.estimators.classifiers
module, 621
evalml.pipelines.components.estimators.estimator
module, 747
evalml.pipelines.components.estimators.regressors
module, 660
evalml.pipelines.components.estimators.regressors.a
module, 660
evalml.pipelines.components.estimators.regressors.b
module, 663
evalml.pipelines.components.estimators.regressors.c
module, 666
evalml.pipelines.components.estimators.regressors.c
module, 669
evalml.pipelines.components.estimators.regressors.e
module, 672
evalml.pipelines.components.estimators.regressors.e
module, 675
evalml.pipelines.components.estimators.regressors.e
module, 679
evalml.pipelines.components.estimators.regressors.l
module, 682
evalml.pipelines.components.estimators.regressors.l
module, 685
evalml.pipelines.components.estimators.regressors.p
module, 688
evalml.pipelines.components.estimators.regressors.r
module, 691
evalml.pipelines.components.estimators.regressors.s
module, 694
evalml.pipelines.components.estimators.regressors.t

module, 697
evalml.pipelines.components.estimators.regressors.vowpal_wabbit_regressor
module, 700
evalml.pipelines.components.estimators.regressors.xgboost_regressor
module, 703
evalml.pipelines.components.transformers
module, 828
evalml.pipelines.components.transformers.column_selectors
module, 984
evalml.pipelines.components.transformers.dimensionality_reduction
module, 828
evalml.pipelines.components.transformers.dimensionality_reduction.lda
module, 828
evalml.pipelines.components.transformers.dimensionality_reduction.pca
module, 831
evalml.pipelines.components.transformers.encoders
module, 838
evalml.pipelines.components.transformers.encoders.label_encoder
module, 839
evalml.pipelines.components.transformers.encoders.one_hot_encoder
module, 841
evalml.pipelines.components.transformers.encoders.target_encoder
module, 846
evalml.pipelines.components.transformers.imputers
module, 857
evalml.pipelines.components.transformers.imputers.base_imputer
module, 857
evalml.pipelines.components.transformers.imputers.simple_imputer
module, 860
evalml.pipelines.components.transformers.preprocessing
module, 864
evalml.pipelines.components.transformers.preprocessing.drop_rows_transformer
module, 876
evalml.pipelines.components.transformers.preprocessing.drop_columns_transformer
module, 876
evalml.pipelines.components.transformers.preprocessing.drop_null_columns_transformer
module, 879
evalml.pipelines.components.transformers.preprocessing.delete_columns_transformer
module, 881
evalml.pipelines.components.transformers.preprocessing.datetime_featurizer
module, 884
evalml.pipelines.components.transformers.preprocessing.text_featurizer
module, 898
evalml.pipelines.components.transformers.preprocessing.polynomial_decomposer
module, 898
evalml.pipelines.components.transformers.preprocessing.lagged_feature_extractor
module, 901
evalml.pipelines.components.transformers.preprocessing.delay_target_transformer
module, 903
evalml.pipelines.components.transformers.preprocessing.time_series_imputer
module, 906
evalml.pipelines.components.transformers.preprocessing.time_series_featurizer
module, 909
evalml.pipelines.components.transformers.preprocessing.datetime.datetime_featurizer
module, 911
evalml.pipelines.components.transformers.preprocessing.text.text_featurizer
module, 914
evalml.pipelines.components.transformers.preprocessing.polynomial_decomposer.polynomial_decomposer
module, 916
evalml.pipelines.components.transformers.preprocessing.lagged_feature_extractor.lagged_feature_extractor
module, 919
evalml.pipelines.components.transformers.preprocessing.delay_target_transformer.delay_target_transformer
module, 922
evalml.pipelines.components.transformers.preprocessing.time_series_imputer.time_series_imputer
module, 924
evalml.pipelines.components.transformers.preprocessing.time_series_featurizer.time_series_featurizer
module, 928
evalml.pipelines.components.transformers.samplers
module, 964
evalml.pipelines.components.transformers.samplers.base_sampler
module, 964
evalml.pipelines.components.transformers.samplers.oversampler
module, 967
evalml.pipelines.components.transformers.samplers.undersampler
module, 970
evalml.pipelines.components.transformers.scalers
module, 979
evalml.pipelines.components.transformers.scalers.standard_scaler
module, 979
evalml.pipelines.components.transformers.transformer
module, 993
evalml.pipelines.components.transformers.feature_selection
module, 1075
evalml.pipelines.components.transformers.feature_selection.base_feature_selector
module, 1260
evalml.pipelines.pipeline_base
module, 1266
evalml.pipelines.pipeline_meta
module, 1272
evalml.pipelines.regression_pipeline
module, 1273
evalml.pipelines.time_series_classification_pipeline
module, 1279
evalml.pipelines.time_series_pipeline_base
module, 1299
evalml.pipelines.time_series_regression_pipeline
module, 1305
evalml.preprocessing
module, 1312
evalml.preprocessing.drop_null_columns
module, 1475
evalml.preprocessing.drop_rows_transformer
module, 1475
evalml.preprocessing.data_splitters
module, 1476
evalml.preprocessing.data_splitters.no_split
module, 1477
evalml.preprocessing.data_splitters.time_series_split
module, 1477
evalml.preprocessing.data_splitters.training_validation_split

module, 1479
evalml.preprocessing.utils
module, 1484
evalml.problem_types
module, 1493
evalml.problem_types.problem_types
module, 1493
evalml.problem_types.utils
module, 1494
evalml.tuners
module, 1501
evalml.tuners.grid_search_tuner
module, 1501
evalml.tuners.random_search_tuner
module, 1502
evalml.tuners.skopt_tuner
module, 1504
evalml.tuners.tuner
module, 1506
evalml.tuners.tuner_exceptions
module, 1507
evalml.utils
module, 1513
evalml.utils.base_meta
module, 1513
evalml.utils.cli_utils
module, 1514
evalml.utils.gen_utils
module, 1515
evalml.utils.logger
module, 1520
evalml.utils.update_checker
module, 1521
evalml.utils.woodwork_utils
module, 1521
evaluate_pipeline() (*in module evalml.automl.engine*), 221
evaluate_pipeline() (*in module evalml.automl.engine.engine_base*), 213
expected_range() (*evalml.objectives.binary_classification_objectives.BinaryClassificationObjective property*), 390
expected_range() (*evalml.objectives.BinaryClassificationObjective property*), 496
expected_range() (*evalml.objectives.multiclass_classification_objectives.MulticlassClassificationObjective property*), 402
expected_range() (*evalml.objectives.MulticlassClassificationObjective property*), 536
expected_range() (*evalml.objectives.objective_base.ObjectiveBase property*), 404
expected_range() (*evalml.objectives.ObjectiveBase property*), 538
expected_range() (*evalml.objectives.regression_objectives.RegressionObjective property*), 406
expected_range() (*evalml.objectives.RegressionObjective property*), 556
expected_range() (*evalml.objectives.time_series_regression_objectives.TimeSeriesRegressionObjective property*), 475
explain_predictions() (*in module evalml.model_understanding*), 377
explain_predictions() (*in module evalml.model_understanding.prediction_explanations*), 356
explain_predictions() (*in module evalml.model_understanding.prediction_explanations.explainers*), 352
explain_predictions_best_worst() (*in module evalml.model_understanding*), 378
explain_predictions_best_worst() (*in module evalml.model_understanding.prediction_explanations*), 357
explain_predictions_best_worst() (*in module evalml.model_understanding.prediction_explanations.explainers*), 353
ExplainPredictionsStage (*class in evalml.model_understanding.prediction_explanations.explainers*), 354
ExponentialSmoothingRegressor (*class in evalml.pipelines*), 1355
ExponentialSmoothingRegressor (*class in evalml.pipelines.components*), 1126
ExponentialSmoothingRegressor (*class in evalml.pipelines.components.estimators*), 778
ExponentialSmoothingRegressor (*class in evalml.pipelines.components.estimators.regressors*), 720
ExponentialSmoothingRegressor (*class in evalml.pipelines.components.estimators.regressors.exponential_smoothing_regressor*), 679
ExpVariance (*class in evalml.objectives*), 500
ExpVariance (*class in evalml.objectives.standard_metrics*), 427
ExtraTreesClassifier (*class in evalml.pipelines*), 1358
ExtraTreesClassifier (*class in evalml.pipelines.components*), 1129
ExtraTreesClassifier (*class in evalml.pipelines.components.estimators*), 781
ExtraTreesClassifier (*class in evalml.pipelines.components.estimators.classifiers*), 635
ExtraTreesClassifier (*class in evalml.pipelines.components.estimators.classifiers.et_classifier*), 594
ExtraTreesRegressor (*class in evalml.pipelines*), 1361
ExtraTreesRegressor (*class in

evalml.pipelines.components), 1132
ExtraTreesRegressor (*class in evalml.pipelines.components.estimators*), 784
ExtraTreesRegressor (*class in evalml.pipelines.components.estimators.regressors*), 723
ExtraTreesRegressor (*class in evalml.pipelines.components.estimators.regressors.extra_trees_regressor*), 676

F

F1 (*class in evalml.objectives*), 502
F1 (*class in evalml.objectives.standard_metrics*), 428
F1Macro (*class in evalml.objectives*), 504
F1Macro (*class in evalml.objectives.standard_metrics*), 431
F1Micro (*class in evalml.objectives*), 506
F1Micro (*class in evalml.objectives.standard_metrics*), 432
F1Weighted (*class in evalml.objectives*), 507
F1Weighted (*class in evalml.objectives.standard_metrics*), 434
feature_importance() (*evalml.pipelines.ARIMARegressor property*), 1318
feature_importance() (*evalml.pipelines.binary_classification_pipeline.BinaryClassificationPipeline property*), 1245
feature_importance() (*evalml.pipelines.BinaryClassificationPipeline property*), 1321
feature_importance() (*evalml.pipelines.CatBoostClassifier property*), 1327
feature_importance() (*evalml.pipelines.CatBoostRegressor property*), 1329
feature_importance() (*evalml.pipelines.classification_pipeline.ClassificationPipeline property*), 1252
feature_importance() (*evalml.pipelines.ClassificationPipeline property*), 1332
feature_importance() (*evalml.pipelines.components.ARIMARegressor property*), 1085
feature_importance() (*evalml.pipelines.components.BaselineClassifier property*), 1088
feature_importance() (*evalml.pipelines.components.BaselineRegressor property*), 1090
feature_importance() (*evalml.pipelines.components.CatBoostClassifier property*), 1093
feature_importance() (*evalml.pipelines.components.CatBoostRegressor property*), 1095
feature_importance() (*evalml.pipelines.components.DecisionTreeClassifier property*), 1103
feature_importance() (*evalml.pipelines.components.DecisionTreeRegressor property*), 1106
feature_importance() (*evalml.pipelines.components.ElasticNetClassifier property*), 1118
feature_importance() (*evalml.pipelines.components.ElasticNetRegressor property*), 1120
feature_importance() (*evalml.pipelines.components.ensemble.stacked_ensemble_base.S property*), 565
feature_importance() (*evalml.pipelines.components.ensemble.stacked_ensemble_classif property*), 568
feature_importance() (*evalml.pipelines.components.ensemble.stacked_ensemble_regres property*), 571
feature_importance() (*evalml.pipelines.components.ensemble.StackedEnsembleBase property*), 574
feature_importance() (*evalml.pipelines.components.ensemble.StackedEnsembleClassifie property*), 577
feature_importance() (*evalml.pipelines.components.ensemble.StackedEnsembleRegress property*), 580
feature_importance() (*evalml.pipelines.components.Estimator property*), 1125
feature_importance() (*evalml.pipelines.components.estimators.ARIMARegressor property*), 753
feature_importance() (*evalml.pipelines.components.estimators.BaselineClassifier property*), 755
feature_importance() (*evalml.pipelines.components.estimators.BaselineRegressor property*), 758
feature_importance() (*evalml.pipelines.components.estimators.CatBoostClassifier property*), 761
feature_importance() (*evalml.pipelines.components.estimators.CatBoostRegressor property*), 763
feature_importance()

(evalml.pipelines.components.estimators.classifiers.baseline_classifiers.BaselineClassifier property), 583
feature_importance() (evalml.pipelines.components.estimators.classifiers.Baseline property), 625
feature_importance() (evalml.pipelines.components.estimators.classifiers.catboost_classifier.CatBoostClassifier property), 586
feature_importance() (evalml.pipelines.components.estimators.classifiers.CatBoost property), 628
feature_importance() (evalml.pipelines.components.estimators.classifiers.decision_tree_classifier.DecisionTreeClassifier property), 589
feature_importance() (evalml.pipelines.components.estimators.classifiers.DecisionTree property), 631
feature_importance() (evalml.pipelines.components.estimators.classifiers.elastic_net_classifier.ElasticNetClassifier property), 592
feature_importance() (evalml.pipelines.components.estimators.classifiers.ElasticNet property), 634
feature_importance() (evalml.pipelines.components.estimators.classifiers.et_classifier_sklearn.ExtraTreesClassifier property), 596
feature_importance() (evalml.pipelines.components.estimators.classifiers.ExtraTrees property), 637
feature_importance() (evalml.pipelines.components.estimators.classifiers.kneighbors_classifier.KNeighborsClassifier property), 599
feature_importance() (evalml.pipelines.components.estimators.classifiers.KNeighbors property), 640
feature_importance() (evalml.pipelines.components.estimators.classifiers.lightgbm_classifier.LightGBMClassifier property), 602
feature_importance() (evalml.pipelines.components.estimators.classifiers.LightGBM property), 643
feature_importance() (evalml.pipelines.components.estimators.classifiers.logistic_regression_classifier.LogisticRegressionClassifier property), 606
feature_importance() (evalml.pipelines.components.estimators.classifiers.LogisticRegression property), 646
feature_importance() (evalml.pipelines.components.estimators.classifiers.RandomForestClassifier property), 648
feature_importance() (evalml.pipelines.components.estimators.classifiers.rf_classifier.RandomForestClassifier property), 608
feature_importance() (evalml.pipelines.components.estimators.classifiers.svm_classifier.SVMClassifier property), 611
feature_importance() (evalml.pipelines.components.estimators.classifiers.SVMClassifier property), 651
feature_importance() (evalml.pipelines.components.estimators.classifiers.vowpal_wabbit_binary_classifier.VowpalWabbitBinaryClassifier property), 614
feature_importance() (evalml.pipelines.components.estimators.classifiers.VowpalWabbitBinaryClassifier property), 617
feature_importance() (evalml.pipelines.components.estimators.classifiers.vowpal_wabbit_multiclass_classifier.VowpalWabbitMulticlassClassifier property), 620
feature_importance() (evalml.pipelines.components.estimators.classifiers.VowpalWabbitMulticlassClassifier property), 654
feature_importance() (evalml.pipelines.components.estimators.classifiers.vowpal_wabbit_multiclass_classifier.VowpalWabbitMulticlassClassifier property), 656
feature_importance() (evalml.pipelines.components.estimators.classifiers.xgboost_classifier.XGBoostClassifier property), 623
feature_importance() (evalml.pipelines.components.estimators.classifiers.XGBoostClassifier property), 659
feature_importance() (evalml.pipelines.components.estimators.DecisionTreeClassifier property), 766
feature_importance() (evalml.pipelines.components.estimators.DecisionTreeRegressor property), 769
feature_importance() (evalml.pipelines.components.estimators.ElasticNetClassifier property), 772
feature_importance() (evalml.pipelines.components.estimators.ElasticNetRegressor property), 775
feature_importance() (evalml.pipelines.components.estimators.Estimator property), 777
feature_importance() (evalml.pipelines.components.estimators.ExponentialSmoothingRegressorEstimator property), 748
feature_importance() (evalml.pipelines.components.estimators.ExponentialSmoothingRegressor property), 780
feature_importance() (evalml.pipelines.components.estimators.ExtraTreesClassifier property), 783
feature_importance() (evalml.pipelines.components.estimators.ExtraTreesRegressor property), 786
feature_importance()

(*evalml.pipelines.components.estimators.KNeighborsClassifier* *property*), 789
feature_importance() (*evalml.pipelines.components.estimators.LightGBMClassifier* *property*), 792
feature_importance() (*evalml.pipelines.components.estimators.LightGBMRegressor* *property*), 795
feature_importance() (*evalml.pipelines.components.estimators.LinearRegressor* *property*), 797
feature_importance() (*evalml.pipelines.components.estimators.LogisticRegressionClassifier* *property*), 800
feature_importance() (*evalml.pipelines.components.estimators.ProphetRegressor* *property*), 802
feature_importance() (*evalml.pipelines.components.estimators.RandomForestClassifier* *property*), 805
feature_importance() (*evalml.pipelines.components.estimators.RandomForestRegressor* *property*), 807
feature_importance() (*evalml.pipelines.components.estimators.regressors.arima_regressor.ARIMARegressor* *property*), 662
feature_importance() (*evalml.pipelines.components.estimators.regressors.ARIMARegressor* *property*), 709
feature_importance() (*evalml.pipelines.components.estimators.regressors.baseline_regressor.BaselineRegressor* *property*), 665
feature_importance() (*evalml.pipelines.components.estimators.regressors.BaselineRegressor* *property*), 711
feature_importance() (*evalml.pipelines.components.estimators.regressors.catboost_regressor.CatBoostRegressor* *property*), 668
feature_importance() (*evalml.pipelines.components.estimators.regressors.CatBoostRegressor* *property*), 714
feature_importance() (*evalml.pipelines.components.estimators.regressors.decision_tree_regressor.DecisionTreeRegressor* *property*), 671
feature_importance() (*evalml.pipelines.components.estimators.regressors.DecisionTreeRegressor* *property*), 717
feature_importance() (*evalml.pipelines.components.estimators.regressors.elasticnet_regressor.ElasticNetRegressor* *property*), 674
feature_importance() (*evalml.pipelines.components.estimators.regressors.ElasticNetRegressor* *property*), 719
feature_importance() (*evalml.pipelines.components.estimators.regressors.et_regressor.E* *property*), 678
feature_importance() (*evalml.pipelines.components.estimators.regressors.exponential_s* *property*), 681
feature_importance() (*evalml.pipelines.components.estimators.regressors.ExponentialS* *property*), 722
feature_importance() (*evalml.pipelines.components.estimators.regressors.ExtraTreesRe* *property*), 725
feature_importance() (*evalml.pipelines.components.estimators.regressors.lightgbm_reg* *property*), 684
feature_importance() (*evalml.pipelines.components.estimators.regressors.LightGBMRe* *property*), 728
feature_importance() (*evalml.pipelines.components.estimators.regressors.linear_regres* *property*), 687
feature_importance() (*evalml.pipelines.components.estimators.regressors.LinearRegres* *property*), 731
feature_importance() (*evalml.pipelines.components.estimators.regressors.prophet_regre* *property*), 690
feature_importance() (*evalml.pipelines.components.estimators.regressors.ProphetRegre* *property*), 733
feature_importance() (*evalml.pipelines.components.estimators.regressors.RandomFores* *property*), 736
feature_importance() (*evalml.pipelines.components.estimators.regressors.rf_regressor.R* *property*), 693
feature_importance() (*evalml.pipelines.components.estimators.regressors.svm_regresso* *property*), 696
feature_importance() (*evalml.pipelines.components.estimators.regressors.SVMRegresso* *property*), 738
feature_importance() (*evalml.pipelines.components.estimators.regressors.time_series_b* *property*), 699
feature_importance() (*evalml.pipelines.components.estimators.regressors.TimeSeriesBa* *property*), 741
feature_importance() (*evalml.pipelines.components.estimators.regressors.vowpal_wabb* *property*), 702
feature_importance() (*evalml.pipelines.components.estimators.regressors.VowpalWabb* *property*), 743
feature_importance()

(*evalml.pipelines.components.estimators.regressors.xgboost_regressor.XGBoostRegressor property*), 705
feature_importance() (*evalml.pipelines.components.estimators.regressors.XGBoostRegressor property*), 746
feature_importance() (*evalml.pipelines.components.estimators.SVMClassifier property*), 810
feature_importance() (*evalml.pipelines.components.estimators.SVMRegressor property*), 812
feature_importance() (*evalml.pipelines.components.estimators.TimeSeriesBaselineEstimator property*), 815
feature_importance() (*evalml.pipelines.components.estimators.VowpalWabbitBinaryClassifier property*), 817
feature_importance() (*evalml.pipelines.components.estimators.VowpalWabbitMulticlassClassifier property*), 820
feature_importance() (*evalml.pipelines.components.estimators.VowpalWabbitRegressor property*), 822
feature_importance() (*evalml.pipelines.components.estimators.XGBoostClassifier property*), 825
feature_importance() (*evalml.pipelines.components.estimators.XGBoostRegressor property*), 827
feature_importance() (*evalml.pipelines.components.ExponentialSmoothingRegressor property*), 1128
feature_importance() (*evalml.pipelines.components.ExtraTreesClassifier property*), 1131
feature_importance() (*evalml.pipelines.components.ExtraTreesRegressor property*), 1134
feature_importance() (*evalml.pipelines.components.KNeighborsClassifier property*), 1142
feature_importance() (*evalml.pipelines.components.LightGBMClassifier property*), 1147
feature_importance() (*evalml.pipelines.components.LightGBMRegressor property*), 1150
feature_importance() (*evalml.pipelines.components.LinearRegressor property*), 1154
feature_importance() (*evalml.pipelines.components.LogisticRegressionClassifier property*), 1157
feature_importance() (*evalml.pipelines.components.ProphetRegressor property*), 1179
feature_importance() (*evalml.pipelines.components.RandomForestClassifier property*), 1181
feature_importance() (*evalml.pipelines.components.RandomForestRegressor property*), 1184
feature_importance() (*evalml.pipelines.components.StackedEnsembleClassifier property*), 1201
feature_importance() (*evalml.pipelines.components.StackedEnsembleRegressor property*), 1204
feature_importance() (*evalml.pipelines.components.SVMClassifier property*), 1208
feature_importance() (*evalml.pipelines.components.SVMRegressor property*), 1211
feature_importance() (*evalml.pipelines.components.TimeSeriesBaselineEstimator property*), 1218
feature_importance() (*evalml.pipelines.components.VowpalWabbitBinaryClassifier property*), 1231
feature_importance() (*evalml.pipelines.components.VowpalWabbitMulticlassClassifier property*), 1233
feature_importance() (*evalml.pipelines.components.VowpalWabbitRegressor property*), 1236
feature_importance() (*evalml.pipelines.components.XGBoostClassifier property*), 1238
feature_importance() (*evalml.pipelines.components.XGBoostRegressor property*), 1241
feature_importance() (*evalml.pipelines.DecisionTreeClassifier property*), 1342
feature_importance() (*evalml.pipelines.DecisionTreeRegressor property*), 1345
feature_importance() (*evalml.pipelines.ElasticNetClassifier property*), 1350
feature_importance() (*evalml.pipelines.ElasticNetRegressor property*), 1352
feature_importance() (*evalml.pipelines.Estimator property*), 1354
feature_importance() (*evalml.pipelines.ExponentialSmoothingRegressor*

property), 1357
feature_importance() (evalml.pipelines.ExtraTreesClassifier property), 1360
feature_importance() (evalml.pipelines.ExtraTreesRegressor property), 1363
feature_importance() (evalml.pipelines.KNeighborsClassifier property), 1368
feature_importance() (evalml.pipelines.LightGBMClassifier property), 1371
feature_importance() (evalml.pipelines.LightGBMRegressor property), 1374
feature_importance() (evalml.pipelines.LinearRegressor property), 1376
feature_importance() (evalml.pipelines.LogisticRegressionClassifier property), 1379
feature_importance() (evalml.pipelines.multiclass_classification_pipeline.MulticlassClassificationPipeline property), 1263
feature_importance() (evalml.pipelines.MulticlassClassificationPipeline property), 1382
feature_importance() (evalml.pipelines.pipeline_base.PipelineBase property), 1269
feature_importance() (evalml.pipelines.PipelineBase property), 1393
feature_importance() (evalml.pipelines.ProphetRegressor property), 1398
feature_importance() (evalml.pipelines.RandomForestClassifier property), 1400
feature_importance() (evalml.pipelines.RandomForestRegressor property), 1402
feature_importance() (evalml.pipelines.regression_pipeline.RegressionPipeline property), 1275
feature_importance() (evalml.pipelines.RegressionPipeline property), 1406
feature_importance() (evalml.pipelines.StackedEnsembleClassifier property), 1419
feature_importance() (evalml.pipelines.StackedEnsembleRegressor property), 1422
feature_importance() (evalml.pipelines.SVMClassifier property), 1426
feature_importance() (evalml.pipelines.SVMRegressor property), 1429
feature_importance() (evalml.pipelines.time_series_classification_pipelines.TimeSeries property), 1282
feature_importance() (evalml.pipelines.time_series_classification_pipelines.TimeSeries property), 1288
feature_importance() (evalml.pipelines.time_series_classification_pipelines.TimeSeries property), 1295
feature_importance() (evalml.pipelines.time_series_pipeline_base.TimeSeriesPipelineB property), 1301
feature_importance() (evalml.pipelines.time_series_regression_pipeline.TimeSeriesReg property), 1308
feature_importance() (evalml.pipelines.TimeSeriesBinaryClassificationPipeline property), 1435
feature_importance() (evalml.pipelines.TimeSeriesClassificationPipeline property), 1441
feature_importance() (evalml.pipelines.TimeSeriesMulticlassClassificationPipeline property), 1451
feature_importance() (evalml.pipelines.TimeSeriesRegressionPipeline property), 1457
feature_importance() (evalml.pipelines.VowpalWabbitBinaryClassifier property), 1465
feature_importance() (evalml.pipelines.VowpalWabbitMulticlassClassifier property), 1467
feature_importance() (evalml.pipelines.VowpalWabbitRegressor property), 1470
feature_importance() (evalml.pipelines.XGBoostClassifier property), 1472
feature_importance() (evalml.pipelines.XGBoostRegressor property), 1474
FeatureSelector (class in evalml.pipelines), 1364
FeatureSelector (class in evalml.pipelines.components), 1135
FeatureSelector (class in evalml.pipelines.components.transformers),

1011
FeatureSelector (class in evalml.pipelines.components.transformers.feature_selection), 867
FeatureSelector (class in evalml.pipelines.components.transformers.feature_selection.feature_selector), 858
find_confusion_matrix_per_thresholds() (in module evalml.model_understanding), 380
find_confusion_matrix_per_thresholds() (in module evalml.model_understanding.decision_boundary), 359
fit() (evalml.pipelines.ARIMARegressor method), 1318
fit() (evalml.pipelines.binary_classification_pipeline.BinaryClassificationPipeline method), 1245
fit() (evalml.pipelines.BinaryClassificationPipeline method), 1322
fit() (evalml.pipelines.CatBoostClassifier method), 1327
fit() (evalml.pipelines.CatBoostRegressor method), 1329
fit() (evalml.pipelines.classification_pipeline.ClassificationPipeline method), 1252
fit() (evalml.pipelines.ClassificationPipeline method), 1332
fit() (evalml.pipelines.component_graph.ComponentGraph method), 1258
fit() (evalml.pipelines.ComponentGraph method), 1337
fit() (evalml.pipelines.components.ARIMARegressor method), 1085
fit() (evalml.pipelines.components.BaselineClassifier method), 1088
fit() (evalml.pipelines.components.BaselineRegressor method), 1090
fit() (evalml.pipelines.components.CatBoostClassifier method), 1093
fit() (evalml.pipelines.components.CatBoostRegressor method), 1095
fit() (evalml.pipelines.components.component_base.ComponentBase method), 1073
fit() (evalml.pipelines.components.ComponentBase method), 1097
fit() (evalml.pipelines.components.DateTimeFeaturizer method), 1100
fit() (evalml.pipelines.components.DecisionTreeClassifier method), 1103
fit() (evalml.pipelines.components.DecisionTreeRegressor method), 1106
fit() (evalml.pipelines.components.DFSTransformer method), 1109
fit() (evalml.pipelines.components.DropColumns method), 1111
fit() (evalml.pipelines.components.DropNullColumns method), 1113
fit() (evalml.pipelines.components.DropRowsTransformer method), 1115
fit() (evalml.pipelines.components.ElasticNetClassifier method), 1118
fit() (evalml.pipelines.components.ElasticNetRegressor method), 1120
fit() (evalml.pipelines.components.EmailFeaturizer method), 1122
fit() (evalml.pipelines.components.ensemble.stacked_ensemble_base.StackedEnsemble method), 565
fit() (evalml.pipelines.components.ensemble.stacked_ensemble_classifier.StackedEnsemble method), 568
fit() (evalml.pipelines.components.ensemble.stacked_ensemble_regressor.StackedEnsemble method), 571
fit() (evalml.pipelines.components.ensemble.StackedEnsembleBase method), 574
fit() (evalml.pipelines.components.ensemble.StackedEnsembleClassifier method), 577
fit() (evalml.pipelines.components.ensemble.StackedEnsembleRegressor method), 580
fit() (evalml.pipelines.components.Estimator method), 1125
fit() (evalml.pipelines.components.estimators.ARIMARegressor method), 753
fit() (evalml.pipelines.components.estimators.BaselineClassifier method), 755
fit() (evalml.pipelines.components.estimators.BaselineRegressor method), 758
fit() (evalml.pipelines.components.estimators.CatBoostClassifier method), 761
fit() (evalml.pipelines.components.estimators.CatBoostRegressor method), 763
fit() (evalml.pipelines.components.estimators.classifiers.baseline_classifier.BaselineClassifier method), 583
fit() (evalml.pipelines.components.estimators.classifiers.BaselineClassifier method), 626
fit() (evalml.pipelines.components.estimators.classifiers.catboost_classifier.CatBoostClassifier method), 586
fit() (evalml.pipelines.components.estimators.classifiers.CatBoostClassifier method), 628
fit() (evalml.pipelines.components.estimators.classifiers.decision_tree_classifier.DecisionTreeClassifier method), 589
fit() (evalml.pipelines.components.estimators.classifiers.DecisionTreeClassifier method), 631
fit() (evalml.pipelines.components.estimators.classifiers.elasticnet_classifier.ElasticNetClassifier method), 592
fit() (evalml.pipelines.components.estimators.classifiers.ElasticNetClassifier method), 634
fit() (evalml.pipelines.components.estimators.classifiers.et_classifier.ExtraTreesClassifier method), 596
fit() (evalml.pipelines.components.estimators.classifiers.ExtraTreesClassifier method), 637

fit() (evalml.pipelines.components.estimators.classifiers.KNeighborsClassifier method), 599
fit() (evalml.pipelines.components.estimators.classifiers.KNeighborsClassifier method), 640
fit() (evalml.pipelines.components.estimators.classifiers.LightGBMClassifier method), 602
fit() (evalml.pipelines.components.estimators.classifiers.LightGBMClassifier method), 643
fit() (evalml.pipelines.components.estimators.classifiers.LogisticRegressionClassifier method), 606
fit() (evalml.pipelines.components.estimators.classifiers.LogisticRegressionClassifier method), 646
fit() (evalml.pipelines.components.estimators.classifiers.RandomForestClassifier method), 648
fit() (evalml.pipelines.components.estimators.classifiers.RandomForestClassifier method), 608
fit() (evalml.pipelines.components.estimators.classifiers.svm_classifier.SVMClassifier method), 611
fit() (evalml.pipelines.components.estimators.classifiers.SVMClassifier method), 651
fit() (evalml.pipelines.components.estimators.classifiers.VowpalWabbitBaseClassifier method), 614
fit() (evalml.pipelines.components.estimators.classifiers.VowpalWabbitBinaryClassifier method), 617
fit() (evalml.pipelines.components.estimators.classifiers.VowpalWabbitMulticlassClassifier method), 620
fit() (evalml.pipelines.components.estimators.classifiers.VowpalWabbitBinaryClassifier method), 654
fit() (evalml.pipelines.components.estimators.classifiers.VowpalWabbitMulticlassClassifier method), 656
fit() (evalml.pipelines.components.estimators.classifiers.XGBoostClassifier method), 623
fit() (evalml.pipelines.components.estimators.classifiers.XGBoostClassifier method), 659
fit() (evalml.pipelines.components.estimators.DecisionTreeClassifier method), 766
fit() (evalml.pipelines.components.estimators.DecisionTreeRegressor method), 769
fit() (evalml.pipelines.components.estimators.ElasticNetClassifier method), 772
fit() (evalml.pipelines.components.estimators.ElasticNetRegressor method), 775
fit() (evalml.pipelines.components.estimators.Estimator method), 777
fit() (evalml.pipelines.components.estimators.estimator.Estimator method), 748
fit() (evalml.pipelines.components.estimators.ExponentialSmoothingRegressor method), 780
fit() (evalml.pipelines.components.estimators.ExtraTreesClassifier method), 783
fit() (evalml.pipelines.components.estimators.ExtraTreesRegressor method), 786
fit() (evalml.pipelines.components.estimators.KNeighborsClassifier method), 789
fit() (evalml.pipelines.components.estimators.LightGBMClassifier method), 792
fit() (evalml.pipelines.components.estimators.LightGBMRegressor method), 795
fit() (evalml.pipelines.components.estimators.LinearRegressor method), 797
fit() (evalml.pipelines.components.estimators.LogisticRegressionClassifier method), 800
fit() (evalml.pipelines.components.estimators.LogisticRegressionClassifier method), 802
fit() (evalml.pipelines.components.estimators.RandomForestClassifier method), 805
fit() (evalml.pipelines.components.estimators.RandomForestRegressor method), 807
fit() (evalml.pipelines.components.estimators.regressors.arima_regressor method), 662
fit() (evalml.pipelines.components.estimators.regressors.ARIMARegressor method), 709
fit() (evalml.pipelines.components.estimators.regressors.baseline_regressor method), 665
fit() (evalml.pipelines.components.estimators.regressors.BaselineRegressor method), 711
fit() (evalml.pipelines.components.estimators.regressors.catboost_regressor method), 668
fit() (evalml.pipelines.components.estimators.regressors.CatBoostRegressor method), 714
fit() (evalml.pipelines.components.estimators.regressors.decision_tree_regressor method), 671
fit() (evalml.pipelines.components.estimators.regressors.DecisionTreeRegressor method), 717
fit() (evalml.pipelines.components.estimators.regressors.elasticnet_regressor method), 674
fit() (evalml.pipelines.components.estimators.regressors.ElasticNetRegressor method), 719
fit() (evalml.pipelines.components.estimators.regressors.et_regressor.ExtraTreesRegressor method), 678
fit() (evalml.pipelines.components.estimators.regressors.exponential_smoothing_regressor method), 681
fit() (evalml.pipelines.components.estimators.regressors.ExponentialSmoothingRegressor method), 722
fit() (evalml.pipelines.components.estimators.regressors.ExtraTreesRegressor method), 725
fit() (evalml.pipelines.components.estimators.regressors.lightgbm_regressor method), 684
fit() (evalml.pipelines.components.estimators.regressors.LightGBMRegressor method), 728
fit() (evalml.pipelines.components.estimators.regressors.linear_regressor method), 687
fit() (evalml.pipelines.components.estimators.regressors.LinearRegressor method), 731
fit() (evalml.pipelines.components.estimators.regressors.prophet_regressor method), 690
fit() (evalml.pipelines.components.estimators.regressors.ProphetRegressor method), 733

fit() (evalml.pipelines.components.estimators.regressors.RandomForestRegressor method), 736
fit() (evalml.pipelines.components.estimators.regressors.rf_regressor.RandomForestRegressor method), 693
fit() (evalml.pipelines.components.estimators.regressors.svm_regressor.SVMRegressor method), 696
fit() (evalml.pipelines.components.estimators.regressors.SVMRegressor method), 738
fit() (evalml.pipelines.components.estimators.regressors.time_series_baseline_estimator.TimeSeriesBaselineEstimator method), 699
fit() (evalml.pipelines.components.estimators.regressors.TimeSeriesBaselineEstimator method), 741
fit() (evalml.pipelines.components.estimators.regressors.vowpal_wabbit_regressor.VowpalWabbitRegressor method), 702
fit() (evalml.pipelines.components.estimators.regressors.VowpalWabbitRegressor method), 743
fit() (evalml.pipelines.components.estimators.regressors.xgboost_regressor.XGBoostRegressor method), 705
fit() (evalml.pipelines.components.estimators.regressors.XGBoostRegressor method), 746
fit() (evalml.pipelines.components.estimators.SVMClassifier method), 810
fit() (evalml.pipelines.components.estimators.SVMRegressor method), 812
fit() (evalml.pipelines.components.estimators.TimeSeriesBaselineEstimator method), 815
fit() (evalml.pipelines.components.estimators.VowpalWabbitBinaryClassifier method), 817
fit() (evalml.pipelines.components.estimators.VowpalWabbitMulticlassClassifier method), 820
fit() (evalml.pipelines.components.estimators.VowpalWabbitRegressor method), 822
fit() (evalml.pipelines.components.estimators.XGBoostClassifier method), 825
fit() (evalml.pipelines.components.estimators.XGBoostRegressor method), 827
fit() (evalml.pipelines.components.ExponentialSmoothingRegressor method), 1128
fit() (evalml.pipelines.components.ExtraTreesClassifier method), 1131
fit() (evalml.pipelines.components.ExtraTreesRegressor method), 1134
fit() (evalml.pipelines.components.FeatureSelector method), 1136
fit() (evalml.pipelines.components.Imputer method), 1139
fit() (evalml.pipelines.components.KNeighborsClassifier method), 1142
fit() (evalml.pipelines.components.LabelEncoder method), 1144
fit() (evalml.pipelines.components.LightGBMClassifier method), 1147
fit() (evalml.pipelines.components.LightGBMRegressor method), 1150
fit() (evalml.pipelines.components.LinearDiscriminantAnalysis method), 1152
fit() (evalml.pipelines.components.LinearRegressor method), 1154
fit() (evalml.pipelines.components.LogisticRegressionClassifier method), 1157
fit() (evalml.pipelines.components.LogTransformer method), 1159
fit() (evalml.pipelines.components.TimeSeriesBaselineEstimator method), 1161
fit() (evalml.pipelines.components.NaturalLanguageFeaturizer method), 1164
fit() (evalml.pipelines.components.OneHotEncoder method), 1166
fit() (evalml.pipelines.components.VowpalWabbitRegressor method), 1169
fit() (evalml.pipelines.components.Oversampler method), 1171
fit() (evalml.pipelines.components.PCA method), 1174
fit() (evalml.pipelines.components.PerColumnImputer method), 1176
fit() (evalml.pipelines.components.PolynomialDetrender method), 1179
fit() (evalml.pipelines.components.ProphetRegressor method), 1181
fit() (evalml.pipelines.components.RandomForestClassifier method), 1184
fit() (evalml.pipelines.components.RandomForestRegressor method), 1186
fit() (evalml.pipelines.components.ReplaceNullableTypes method), 1188
fit() (evalml.pipelines.components.RFClassifierSelectFromModel method), 1191
fit() (evalml.pipelines.components.RFRegressorSelectFromModel method), 1193
fit() (evalml.pipelines.components.SelectByType method), 1195
fit() (evalml.pipelines.components.SelectColumns method), 1198
fit() (evalml.pipelines.components.SimpleImputer method), 1201
fit() (evalml.pipelines.components.StackedEnsembleClassifier method), 1204
fit() (evalml.pipelines.components.StackedEnsembleRegressor method), 1206
fit() (evalml.pipelines.components.StandardScaler method), 1208
fit() (evalml.pipelines.components.SVMClassifier method), 1211
fit() (evalml.pipelines.components.SVMRegressor method), 1213
fit() (evalml.pipelines.components.TargetEncoder method), 1216
fit() (evalml.pipelines.components.TargetImputer method), 1216
fit() (evalml.pipelines.components.TimeSeriesBaselineEstimator

method), 1218
fit() (*evalml.pipelines.components.TimeSeriesFeaturizer* *method*), 1221
fit() (*evalml.pipelines.components.Transformer* *method*), 1223
fit() (*evalml.pipelines.components.transformers.column_selectors.ColumnSelector* *method*), 985
fit() (*evalml.pipelines.components.transformers.column_selectors.DropColumns* *method*), 987
fit() (*evalml.pipelines.components.transformers.column_selectors.SelectByType* *method*), 990
fit() (*evalml.pipelines.components.transformers.column_selectors.SelectColumns* *method*), 992
fit() (*evalml.pipelines.components.transformers.DateTimeFeaturizer* *method*), 998
fit() (*evalml.pipelines.components.transformers.DFSTransformer* *method*), 1001
fit() (*evalml.pipelines.components.transformers.dimensionality_reduction.LinearDiscriminantAnalysis* *method*), 830
fit() (*evalml.pipelines.components.transformers.dimensionality_reduction.LinearDiscriminantAnalysis* *method*), 835
fit() (*evalml.pipelines.components.transformers.dimensionality_reduction.PCA* *method*), 837
fit() (*evalml.pipelines.components.transformers.dimensionality_reduction.PCA* *method*), 832
fit() (*evalml.pipelines.components.transformers.DropColumns* *method*), 1003
fit() (*evalml.pipelines.components.transformers.DropNullColumns* *method*), 1005
fit() (*evalml.pipelines.components.transformers.DropRowsTransformer* *method*), 1007
fit() (*evalml.pipelines.components.transformers.EmailFeaturizer* *method*), 1009
fit() (*evalml.pipelines.components.transformers.encoders.LabelEncoder* *method*), 840
fit() (*evalml.pipelines.components.transformers.encoders.LabelEncoder* *method*), 850
fit() (*evalml.pipelines.components.transformers.encoders.OneHotEncoder* *method*), 844
fit() (*evalml.pipelines.components.transformers.encoders.OneHotEncoder* *method*), 853
fit() (*evalml.pipelines.components.transformers.encoders.TargetEncoder* *method*), 847
fit() (*evalml.pipelines.components.transformers.encoders.TargetEncoder* *method*), 856
fit() (*evalml.pipelines.components.transformers.feature_selection.FeatureSelector* *method*), 859
fit() (*evalml.pipelines.components.transformers.feature_selection.FeatureSelector* *method*), 868
fit() (*evalml.pipelines.components.transformers.feature_selection.RFClassifierSelectFromModel* *method*), 862
fit() (*evalml.pipelines.components.transformers.feature_selection.RFRegressorSelectFromModel* *method*), 866
fit() (*evalml.pipelines.components.transformers.feature_selection.RFClassifierSelectFromModel* *method*), 871
fit() (*evalml.pipelines.components.transformers.feature_selection.RFRegressorSelectFromModel* *method*), 874
fit() (*evalml.pipelines.components.transformers.FeatureSelector* *method*), 1012
fit() (*evalml.pipelines.components.transformers.Imputer* *method*), 1015
fit() (*evalml.pipelines.components.transformers.imputers.Imputer* *method*), 890
fit() (*evalml.pipelines.components.transformers.imputers.imputer.Imputer* *method*), 878
fit() (*evalml.pipelines.components.transformers.imputers.per_column_imputer.PerColumnImputer* *method*), 880
fit() (*evalml.pipelines.components.transformers.imputers.PerColumnImputer* *method*), 892
fit() (*evalml.pipelines.components.transformers.imputers.simple_imputer.SimpleImputer* *method*), 883
fit() (*evalml.pipelines.components.transformers.imputers.SimpleImputer* *method*), 894
fit() (*evalml.pipelines.components.transformers.imputers.target_imputer.TargetImputer* *method*), 886
fit() (*evalml.pipelines.components.transformers.imputers.TargetImputer* *method*), 897
fit() (*evalml.pipelines.components.transformers.LabelEncoder* *method*), 1017
fit() (*evalml.pipelines.components.transformers.LinearDiscriminantAnalysis* *method*), 1019
fit() (*evalml.pipelines.components.transformers.LogTransformer* *method*), 1021
fit() (*evalml.pipelines.components.transformers.LSA* *method*), 1023
fit() (*evalml.pipelines.components.transformers.NaturalLanguageFeaturizer* *method*), 1026
fit() (*evalml.pipelines.components.transformers.OneHotEncoder* *method*), 1029
fit() (*evalml.pipelines.components.transformers.Oversampler* *method*), 1031
fit() (*evalml.pipelines.components.transformers.PCA* *method*), 1034
fit() (*evalml.pipelines.components.transformers.PerColumnImputer* *method*), 1036
fit() (*evalml.pipelines.components.transformers.PolynomialDetrender* *method*), 1038
fit() (*evalml.pipelines.components.transformers.preprocessing.datetime_featurizer.DateTimeFeaturizer* *method*), 900
fit() (*evalml.pipelines.components.transformers.preprocessing.DateTimeFeaturizer* *method*), 935
fit() (*evalml.pipelines.components.transformers.preprocessing.DFSTransformer* *method*), 937
fit() (*evalml.pipelines.components.transformers.preprocessing.drop_null_columns.DropNullColumns* *method*), 902
fit() (*evalml.pipelines.components.transformers.preprocessing.drop_rows_transformer.DropRowsTransformer* *method*), 905
fit() (*evalml.pipelines.components.transformers.preprocessing.DropNullColumns*

method), 939
fit() (evalml.pipelines.components.transformers.preprocessing.DropRowsTransformer method), 942
fit() (evalml.pipelines.components.transformers.preprocessing.EmptyFeaturizer method), 944
fit() (evalml.pipelines.components.transformers.preprocessing.DFSTransformer method), 907
fit() (evalml.pipelines.components.transformers.preprocessing.LogTransformer method), 910
fit() (evalml.pipelines.components.transformers.preprocessing.LogicalOperator method), 946
fit() (evalml.pipelines.components.transformers.preprocessing.LSA method), 948
fit() (evalml.pipelines.components.transformers.preprocessing.LetterLSA method), 912
fit() (evalml.pipelines.components.transformers.preprocessing.NaturalLanguageFeaturizer method), 915
fit() (evalml.pipelines.components.transformers.preprocessing.NaturalLanguageFeaturizer method), 950
fit() (evalml.pipelines.components.transformers.preprocessing.PolynomialDetrender method), 918
fit() (evalml.pipelines.components.transformers.preprocessing.PolynomialDecomposer method), 953
fit() (evalml.pipelines.components.transformers.preprocessing.replace_nullable_types_transformer.ReplaceNullableTypes method), 920
fit() (evalml.pipelines.components.transformers.preprocessing.ReplaceNullableTypes method), 955
fit() (evalml.pipelines.components.transformers.preprocessing.text_transformer.TextTransformer method), 923
fit() (evalml.pipelines.components.transformers.preprocessing.TextTransformer method), 957
fit() (evalml.pipelines.components.transformers.preprocessing.time_series_featurizer.TimeSeriesFeaturizer method), 927
fit() (evalml.pipelines.components.transformers.preprocessing.TimeSeriesFeaturizer method), 960
fit() (evalml.pipelines.components.transformers.preprocessing.transformer.Transformer method), 929
fit() (evalml.pipelines.components.transformers.preprocessing.URLFeaturizer method), 931
fit() (evalml.pipelines.components.transformers.preprocessing.URLFeaturizer method), 963
fit() (evalml.pipelines.components.transformers.ReplaceNullableTypes method), 1040
fit() (evalml.pipelines.components.transformers.RFClassifierSelectFromModel method), 1043
fit() (evalml.pipelines.components.transformers.RFRegressorSelectFromModel method), 1046
fit() (evalml.pipelines.components.transformers.samplers.base_sampler.BaseSampler method), 965
fit() (evalml.pipelines.components.transformers.samplers.Oversampler method), 974
fit() (evalml.pipelines.components.transformers.samplers.OverSampler method), 968
fit() (evalml.pipelines.components.transformers.samplers.Undersampler method), 977
fit() (evalml.pipelines.components.transformers.samplers.undersampler.UndersampleRatio method), 971
fit() (evalml.pipelines.components.transformers.scalers.standard_scaler.StandardScaler method), 980
fit() (evalml.pipelines.components.transformers.scalers.StandardScaler method), 982
fit() (evalml.pipelines.components.transformers.SelectByType method), 1049
fit() (evalml.pipelines.components.transformers.SelectColumns method), 1051
fit() (evalml.pipelines.components.transformers.SimpleImputer method), 1053
fit() (evalml.pipelines.components.transformers.StandardScaler method), 1055
fit() (evalml.pipelines.components.transformers.natural_language.NaturalLanguageFeaturizer method), 1057
fit() (evalml.pipelines.components.transformers.TargetImputer method), 1060
fit() (evalml.pipelines.components.transformers.TimeSeriesFeaturizer method), 1063
fit() (evalml.pipelines.components.transformers.Transformer method), 1065
fit() (evalml.pipelines.components.transformers.replace_nullable_types_transformer.ReplaceNullableTypes method), 994
fit() (evalml.pipelines.components.transformers.Undersampler method), 1068
fit() (evalml.pipelines.components.transformers.URLFeaturizer method), 1070
fit() (evalml.pipelines.components.Undersampler method), 1226
fit() (evalml.pipelines.components.TimeSeriesFeaturizer method), 1228
fit() (evalml.pipelines.components.utils.WrappedSKClassifier method), 1078
fit() (evalml.pipelines.components.utils.WrappedSKRegressor method), 1080
fit() (evalml.pipelines.components.VowpalWabbitBinaryClassifier method), 1231
fit() (evalml.pipelines.components.VowpalWabbitMulticlassClassifier method), 1233
fit() (evalml.pipelines.components.VowpalWabbitRegressor method), 1236
fit() (evalml.pipelines.components.XGBoostClassifier method), 1238
fit() (evalml.pipelines.components.XGBoostRegressor method), 1241
fit() (evalml.pipelines.DecisionTreeClassifier method), 1342
fit() (evalml.pipelines.DecisionTreeRegressor method), 1345
fit() (evalml.pipelines.DFSTransformer method), 1347
fit() (evalml.pipelines.ElasticNetClassifier method),

1350
fit() (evalml.pipelines.ElasticNetRegressor method), 1352
fit() (evalml.pipelines.Estimator method), 1354
fit() (evalml.pipelines.ExponentialSmoothingRegressor method), 1357
fit() (evalml.pipelines.ExtraTreesClassifier method), 1360
fit() (evalml.pipelines.ExtraTreesRegressor method), 1363
fit() (evalml.pipelines.FeatureSelector method), 1365
fit() (evalml.pipelines.KNeighborsClassifier method), 1368
fit() (evalml.pipelines.LightGBMClassifier method), 1371
fit() (evalml.pipelines.LightGBMRegressor method), 1374
fit() (evalml.pipelines.LinearRegressor method), 1376
fit() (evalml.pipelines.LogisticRegressionClassifier method), 1379
fit() (evalml.pipelines.multiclass_classification_pipeline.MulticlassClassificationPipeline method), 1263
fit() (evalml.pipelines.MulticlassClassificationPipeline method), 1382
fit() (evalml.pipelines.OneHotEncoder method), 1388
fit() (evalml.pipelines.PerColumnImputer method), 1390
fit() (evalml.pipelines.pipeline_base.PipelineBase method), 1269
fit() (evalml.pipelines.PipelineBase method), 1393
fit() (evalml.pipelines.ProphetRegressor method), 1398
fit() (evalml.pipelines.RandomForestClassifier method), 1400
fit() (evalml.pipelines.RandomForestRegressor method), 1402
fit() (evalml.pipelines.regression_pipeline.RegressionPipeline method), 1276
fit() (evalml.pipelines.RegressionPipeline method), 1406
fit() (evalml.pipelines.RFClassifierSelectFromModel method), 1410
fit() (evalml.pipelines.RFRegressorSelectFromModel method), 1413
fit() (evalml.pipelines.SimpleImputer method), 1416
fit() (evalml.pipelines.StackedEnsembleClassifier method), 1419
fit() (evalml.pipelines.StackedEnsembleRegressor method), 1422
fit() (evalml.pipelines.StandardScaler method), 1424
fit() (evalml.pipelines.SVMClassifier method), 1426
fit() (evalml.pipelines.SVMRegressor method), 1429
fit() (evalml.pipelines.TargetEncoder method), 1431
fit() (evalml.pipelines.time_series_classification_pipelines.TimeSeriesBinaryClassificationPipeline method), 1282
fit() (evalml.pipelines.time_series_classification_pipelines.TimeSeriesCl method), 1288
fit() (evalml.pipelines.time_series_classification_pipelines.TimeSeriesM method), 1295
fit() (evalml.pipelines.time_series_pipeline_base.TimeSeriesPipelineBas method), 1302
fit() (evalml.pipelines.time_series_regression_pipeline.TimeSeriesRegre method), 1308
fit() (evalml.pipelines.TimeSeriesBinaryClassificationPipeline method), 1435
fit() (evalml.pipelines.TimeSeriesClassificationPipeline method), 1441
fit() (evalml.pipelines.TimeSeriesFeaturizer method), 1447
fit() (evalml.pipelines.TimeSeriesMulticlassClassificationPipeline method), 1451
fit() (evalml.pipelines.TimeSeriesRegressionPipeline method), 1458
fit() (evalml.pipelines.Transformer method), 1462
fit() (evalml.pipelines.VowpalWabbitBinaryClassifier method), 1465
fit() (evalml.pipelines.VowpalWabbitMulticlassClassifier method), 1467
fit() (evalml.pipelines.VowpalWabbitRegressor method), 1470
fit() (evalml.pipelines.XGBoostClassifier method), 1472
fit() (evalml.pipelines.XGBoostRegressor method), 1474
fit_and_transform_all_but_final() (evalml.pipelines.component_graph.ComponentGraph method), 1258
fit_and_transform_all_but_final() (evalml.pipelines.ComponentGraph method), 1338
fit_resample() (evalml.pipelines.components.transformers.samplers.U method), 977
fit_resample() (evalml.pipelines.components.transformers.samplers.u method), 972
fit_resample() (evalml.pipelines.components.transformers.Undersam method), 1068
fit_resample() (evalml.pipelines.components.Undersampler method), 1226
fit_transform() (evalml.pipelines.components.DateTimeFeaturizer method), 1100
fit_transform() (evalml.pipelines.components.DFSTransformer method), 1109
fit_transform() (evalml.pipelines.components.DropColumns method), 1111
fit_transform() (evalml.pipelines.components.DropNullColumns method), 1113
fit_transform() (evalml.pipelines.components.DropRowsTransforme method), 1115

fit_transform() (*evalml.pipelines.components.EmailFeaturizer method*), 1122
fit_transform() (*evalml.pipelines.components.FeatureSelector method*), 1136
fit_transform() (*evalml.pipelines.components.Imputer method*), 1139
fit_transform() (*evalml.pipelines.components.LabelEncoder method*), 1144
fit_transform() (*evalml.pipelines.components.LinearDiscriminantAnalysis method*), 1152
fit_transform() (*evalml.pipelines.components.LogTransformer method*), 1159
fit_transform() (*evalml.pipelines.components.LSA method*), 1162
fit_transform() (*evalml.pipelines.components.NaturalLanguageFeaturizer method*), 1164
fit_transform() (*evalml.pipelines.components.OneHotEncoder method*), 1167
fit_transform() (*evalml.pipelines.components.Oversampler method*), 1169
fit_transform() (*evalml.pipelines.components.PCA method*), 1172
fit_transform() (*evalml.pipelines.components.PerColumnImputer method*), 1174
fit_transform() (*evalml.pipelines.components.PolynomialDetrender method*), 1176
fit_transform() (*evalml.pipelines.components.ReplaceNullableTypes method*), 1186
fit_transform() (*evalml.pipelines.components.RFClassifierSelectFromModel method*), 1188
fit_transform() (*evalml.pipelines.components.RFRegressorSelectFromModel method*), 1191
fit_transform() (*evalml.pipelines.components.SelectByType method*), 1194
fit_transform() (*evalml.pipelines.components.SelectColumns method*), 1196
fit_transform() (*evalml.pipelines.components.SimpleImputer method*), 1198
fit_transform() (*evalml.pipelines.components.StandardScaler method*), 1206
fit_transform() (*evalml.pipelines.components.TargetEncoder method*), 1213
fit_transform() (*evalml.pipelines.components.TargetImputer method*), 1216
fit_transform() (*evalml.pipelines.components.TimeSeriesFeaturizer method*), 1221
fit_transform() (*evalml.pipelines.components.Transformer method*), 1223
fit_transform() (*evalml.pipelines.components.transformers.column_selectors.ColumnSelector method*), 985
fit_transform() (*evalml.pipelines.components.transformers.column_selectors.DropColumns method*), 988
fit_transform() (*evalml.pipelines.components.transformers.column_selectors.SelectByType method*), 990
fit_transform() (*evalml.pipelines.components.transformers.column_s method*), 992
fit_transform() (*evalml.pipelines.components.transformers.DateTim method*), 998
fit_transform() (*evalml.pipelines.components.transformers.DFSTran method*), 1001
fit_transform() (*evalml.pipelines.components.transformers.dimensio method*), 830
fit_transform() (*evalml.pipelines.components.transformers.dimensio method*), 835
fit_transform() (*evalml.pipelines.components.transformers.dimensio method*), 837
fit_transform() (*evalml.pipelines.components.transformers.dimensio method*), 833
fit_transform() (*evalml.pipelines.components.transformers.DropCol method*), 1003
fit_transform() (*evalml.pipelines.components.transformers.DropNul method*), 1005
fit_transform() (*evalml.pipelines.components.transformers.DropRov method*), 1007
fit_transform() (*evalml.pipelines.components.transformers.EmailFea method*), 1010
fit_transform() (*evalml.pipelines.components.transformers.encoders method*), 840
fit_transform() (*evalml.pipelines.components.transformers.encoders method*), 850
fit_transform() (*evalml.pipelines.components.transformers.encoders method*), 844
fit_transform() (*evalml.pipelines.components.transformers.encoders method*), 853
fit_transform() (*evalml.pipelines.components.transformers.encoders method*), 848
fit_transform() (*evalml.pipelines.components.transformers.encoders method*), 856
fit_transform() (*evalml.pipelines.components.transformers.feature_s method*), 859
fit_transform() (*evalml.pipelines.components.transformers.feature_s method*), 868
fit_transform() (*evalml.pipelines.components.transformers.feature_s method*), 862
fit_transform() (*evalml.pipelines.components.transformers.feature_s method*), 866
fit_transform() (*evalml.pipelines.components.transformers.feature_s method*), 871
fit_transform() (*evalml.pipelines.components.transformers.feature_s method*), 874
fit_transform() (*evalml.pipelines.components.transformers.FeatureS method*), 1012
fit_transform() (*evalml.pipelines.components.transformers.Imputer method*), 1015
fit_transform() (*evalml.pipelines.components.transformers.imputers method*), 890
fit_transform() (*evalml.pipelines.components.transformers.imputers method*), 878

fit_transform() (evalml.pipelines.components.transformers.imputers.PerColumnImputer method), 880
fit_transform() (evalml.pipelines.components.transformers.imputers.SimpleImputer method), 883
fit_transform() (evalml.pipelines.components.transformers.imputers.TargetImputer method), 886
fit_transform() (evalml.pipelines.components.transformers.LabelEncoder method), 1017
fit_transform() (evalml.pipelines.components.transformers.LinearDiscriminantAnalysis method), 1019
fit_transform() (evalml.pipelines.components.transformers.LogTransformer method), 1021
fit_transform() (evalml.pipelines.components.transformers.LSA method), 1024
fit_transform() (evalml.pipelines.components.transformers.NaturalLanguageFeaturizer method), 1026
fit_transform() (evalml.pipelines.components.transformers.OneHotEncoder method), 1029
fit_transform() (evalml.pipelines.components.transformers.Oversampler method), 1032
fit_transform() (evalml.pipelines.components.transformers.PCA method), 1034
fit_transform() (evalml.pipelines.components.transformers.PerColumnImputer method), 1036
fit_transform() (evalml.pipelines.components.transformers.PolynomialDetrender method), 1038
fit_transform() (evalml.pipelines.components.transformers.preprocessing.DateTimeFeaturizer method), 900
fit_transform() (evalml.pipelines.components.transformers.preprocessing.DateTimeFeaturizer method), 935
fit_transform() (evalml.pipelines.components.transformers.preprocessing.DFSTransformer method), 937
fit_transform() (evalml.pipelines.components.transformers.preprocessing.drop_columns_transformer.DropColumns method), 902
fit_transform() (evalml.pipelines.components.transformers.preprocessing.drop_rows_transformer.DropRowsTransformer method), 905
fit_transform() (evalml.pipelines.components.transformers.preprocessing.DropNullColumns method), 940
fit_transform() (evalml.pipelines.components.transformers.preprocessing.DropNullRowsTransformer method), 942
fit_transform() (evalml.pipelines.components.transformers.preprocessing.EmailFeaturizer method), 944
fit_transform() (evalml.pipelines.components.transformers.preprocessing.featuretools.DFSTransformer method), 908
fit_transform() (evalml.pipelines.components.transformers.preprocessing.text_transformer.TextTransformer method), 910
fit_transform() (evalml.pipelines.components.transformers.preprocessing.UrlTransformer method), 946
fit_transform() (evalml.pipelines.components.transformers.imputers.PerColumnImputer method), 948
fit_transform() (evalml.pipelines.components.transformers.imputers.SimpleImputer method), 913
fit_transform() (evalml.pipelines.components.transformers.imputers.SimpleImputer method), 915
fit_transform() (evalml.pipelines.components.transformers.imputers.TargetImputer method), 951
fit_transform() (evalml.pipelines.components.transformers.imputers.TargetImputer method), 918
fit_transform() (evalml.pipelines.components.transformers.LabelEncoder method), 953
fit_transform() (evalml.pipelines.components.transformers.LinearDiscriminantAnalysis method), 921
fit_transform() (evalml.pipelines.components.transformers.LogTransformer method), 955
fit_transform() (evalml.pipelines.components.transformers.LSA method), 923
fit_transform() (evalml.pipelines.components.transformers.NaturalLanguageFeaturizer method), 957
fit_transform() (evalml.pipelines.components.transformers.OneHotEncoder method), 927
fit_transform() (evalml.pipelines.components.transformers.Oversampler method), 961
fit_transform() (evalml.pipelines.components.transformers.PCA method), 929
fit_transform() (evalml.pipelines.components.transformers.PerColumnImputer method), 931
fit_transform() (evalml.pipelines.components.transformers.PolynomialDetrender method), 963
fit_transform() (evalml.pipelines.components.transformers.ReplaceNullCharacters method), 1041
fit_transform() (evalml.pipelines.components.transformers.RFClassifierRFECV method), 1043
fit_transform() (evalml.pipelines.components.transformers.RFRegressorRFECV method), 1046
fit_transform() (evalml.pipelines.components.transformers.samplers.BalancedClassificationSampler method), 966
fit_transform() (evalml.pipelines.components.transformers.samplers.BalancingSampler method), 975
fit_transform() (evalml.pipelines.components.transformers.samplers.BaseOversampler method), 969
fit_transform() (evalml.pipelines.components.transformers.samplers.BaseSampler method), 978
fit_transform() (evalml.pipelines.components.transformers.samplers.BaseUndersampler method), 972
fit_transform() (evalml.pipelines.components.transformers.scalers.StandardScaler method), 980
fit_transform() (evalml.pipelines.components.transformers.scalers.StandardScaler method), 983
fit_transform() (evalml.pipelines.components.transformers.SelectByType method), 1049
fit_transform() (evalml.pipelines.components.transformers.SelectColumns method), 1051

fit_transform() (*evalml.pipelines.components.transformers.SimpleImputer method*), 1053
fit_transform() (*evalml.pipelines.components.transformers.StandardScaler method*), 1055
fit_transform() (*evalml.pipelines.components.transformers.TargetEncoder method*), 1058
fit_transform() (*evalml.pipelines.components.transformers.TargetImputer method*), 1060
fit_transform() (*evalml.pipelines.components.transformers.TimeSeriesFeaturizer method*), 1063
fit_transform() (*evalml.pipelines.components.transformers.Transformer method*), 1065
fit_transform() (*evalml.pipelines.components.transformers.transformer.Transformer method*), 994
fit_transform() (*evalml.pipelines.components.transformers.Undersampler method*), 1068
fit_transform() (*evalml.pipelines.components.transformers.URLFeaturizer method*), 1071
fit_transform() (*evalml.pipelines.components.Undersampler method*), 1226
fit_transform() (*evalml.pipelines.components.URLFeaturizer method*), 1228
fit_transform() (*evalml.pipelines.DFSTransformer method*), 1347
fit_transform() (*evalml.pipelines.FeatureSelector method*), 1365
fit_transform() (*evalml.pipelines.OneHotEncoder method*), 1388
fit_transform() (*evalml.pipelines.PerColumnImputer method*), 1390
fit_transform() (*evalml.pipelines.RFClassifierSelectFromModel method*), 1410
fit_transform() (*evalml.pipelines.RFRegressorSelectFromModel method*), 1413
fit_transform() (*evalml.pipelines.SimpleImputer method*), 1416
fit_transform() (*evalml.pipelines.StandardScaler method*), 1424
fit_transform() (*evalml.pipelines.TargetEncoder method*), 1431
fit_transform() (*evalml.pipelines.TimeSeriesFeaturizer method*), 1447
fit_transform() (*evalml.pipelines.Transformer method*), 1463
force_plot() (*in module evalml.model_understanding.force_plots*), 361
FraudCost (*class in evalml.objectives*), 509
FraudCost (*class in evalml.objectives.fraud_cost*), 395
full_rankings() (*evalml.automl.automl_search.AutoMLSearch property*), 229
full_rankings() (*evalml.automl.AutoMLSearch property*), 241
full_rankings() (*evalml.AutoMLSearch property*), 1530

G

generate_component_code() (*in module evalml.pipelines.components.utils*), 1076
generate_order() (*evalml.pipelines.component_graph.ComponentGraph static method*), 1258
generate_order() (*evalml.pipelines.ComponentGraph static method*), 1338
generate_pipeline_code() (*in module evalml.pipelines.utils*), 1312
get_action_from_defaults() (*evalml.data_checks.data_check_action_option.DataCheckActionOption method*), 254
get_action_from_defaults() (*evalml.data_checks.DataCheckActionOption method*), 303
get_actions_from_option_defaults() (*in module evalml.pipelines.utils*), 1312
get_all_objective_names() (*in module evalml.objectives*), 512
get_all_objective_names() (*in module evalml.objectives.utils*), 477
get_best_sampler_for_data() (*in module evalml.automl.utils*), 235
get_boxplot_data() (*evalml.data_checks.outliers_data_check.OutliersDataCheck static method*), 283
get_boxplot_data() (*evalml.data_checks.OutliersDataCheck static method*), 327
get_component() (*evalml.pipelines.binary_classification_pipeline.BinaryClassificationPipeline method*), 1245
get_component() (*evalml.pipelines.BinaryClassificationPipeline method*), 1322
get_component() (*evalml.pipelines.classification_pipeline.ClassificationPipeline method*), 1252
get_component() (*evalml.pipelines.ClassificationPipeline method*), 1332
get_component() (*evalml.pipelines.component_graph.ComponentGraph method*), 1258
get_component() (*evalml.pipelines.ComponentGraph method*), 1338
get_component() (*evalml.pipelines.multiclass_classification_pipeline.MulticlassClassificationPipeline method*), 1263
get_component() (*evalml.pipelines.MulticlassClassificationPipeline method*), 1383
get_component() (*evalml.pipelines.pipeline_base.PipelineBase method*), 1269
get_component() (*evalml.pipelines.PipelineBase method*), 1393
get_component() (*evalml.pipelines.regression_pipeline.RegressionPipeline method*), 1276

get_component() (*evalml.pipelines.RegressionPipeline method*), 1406
get_component() (*evalml.pipelines.time_series_classification_pipelines.TimeSeriesBinaryClassificationPipeline method*), 1282
get_component() (*evalml.pipelines.time_series_classification_pipelines.TimeSeriesMulticlassClassificationPipeline method*), 1289
get_component() (*evalml.pipelines.time_series_classification_pipelines.TimeSeriesClassificationPipeline method*), 1295
get_component() (*evalml.pipelines.time_series_pipeline_base.TimeSeriesPipelineBase method*), 1302
get_component() (*evalml.pipelines.time_series_regression_pipelines.TimeSeriesRegressionPipeline method*), 1308
get_component() (*evalml.pipelines.TimeSeriesBinaryClassificationPipeline method*), 1435
get_component() (*evalml.pipelines.TimeSeriesClassificationPipeline method*), 1441
get_component() (*evalml.pipelines.TimeSeriesMulticlassClassificationPipeline method*), 1451
get_component() (*evalml.pipelines.TimeSeriesRegressionPipeline method*), 1458
get_core_objective_names() (*in module evalml.objectives*), 512
get_core_objective_names() (*in module evalml.objectives.utils*), 477
get_core_objectives() (*in module evalml.objectives*), 512
get_core_objectives() (*in module evalml.objectives.utils*), 477
get_default_primary_search_objective() (*in module evalml.automl*), 243
get_default_primary_search_objective() (*in module evalml.automl.utils*), 235
get_ensembler_input_pipelines() (*evalml.automl.automl_search.AutoMLSearch method*), 229
get_ensembler_input_pipelines() (*evalml.automl.AutoMLSearch method*), 241
get_ensembler_input_pipelines() (*evalml.AutoMLSearch method*), 1530
get_estimators() (*evalml.pipelines.component_graph.ComponentGraph method*), 1258
get_estimators() (*evalml.pipelines.ComponentGraph method*), 1338
get_estimators() (*in module evalml.pipelines.components.utils*), 1077
get_evalml_root() (*in module evalml.utils.cli_utils*), 1514
get_feature_names() (*evalml.pipelines.components.DateTimeFeaturizer method*), 1100
get_feature_names() (*evalml.pipelines.components.OneHotEncoder method*), 1167
get_feature_names() (*evalml.pipelines.components.TargetEncoder method*), 1125
get_feature_names() (*evalml.pipelines.components.transformers.DateTimeFeaturizer method*), 999
get_feature_names() (*evalml.pipelines.components.transformers.encoders.onehot_encoder.OneHotEncoder method*), 854
get_feature_names() (*evalml.pipelines.components.transformers.encoders.target_encoder.TargetEncoder method*), 848
get_feature_names() (*evalml.pipelines.components.transformers.encoders.TargetEncoder method*), 856
get_feature_names() (*evalml.pipelines.components.transformers.OneHotEncoder method*), 1029
get_feature_names() (*evalml.pipelines.components.transformers.preprocessing.datetime.DateTimeFeaturizer method*), 900
get_feature_names() (*evalml.pipelines.components.transformers.preprocessing.DateTimeFeaturizer method*), 935
get_feature_names() (*evalml.pipelines.components.transformers.TargetEncoder method*), 1058
get_feature_names() (*evalml.pipelines.OneHotEncoder method*), 1388
get_feature_names() (*evalml.pipelines.TargetEncoder method*), 1431
get_hyperparameter_ranges() (*evalml.pipelines.binary_classification_pipeline.BinaryClassificationPipeline method*), 1245
get_hyperparameter_ranges() (*evalml.pipelines.BinaryClassificationPipeline method*), 1322
get_hyperparameter_ranges() (*evalml.pipelines.classification_pipeline.ClassificationPipeline method*), 1252
get_hyperparameter_ranges() (*evalml.pipelines.ClassificationPipeline method*), 1333
get_hyperparameter_ranges() (*evalml.pipelines.multiclass_classification_pipeline.MulticlassClassificationPipeline method*), 1263
get_hyperparameter_ranges() (*evalml.pipelines.MulticlassClassificationPipeline method*), 1383

get_hyperparameter_ranges() (*evalml.pipelines.pipeline_base.PipelineBase method*), 1269
get_hyperparameter_ranges() (*evalml.pipelines.PipelineBase method*), 1393
get_hyperparameter_ranges() (*evalml.pipelines.regression_pipeline.RegressionPipeline method*), 1276
get_hyperparameter_ranges() (*evalml.pipelines.RegressionPipeline method*), 1406
get_hyperparameter_ranges() (*evalml.pipelines.time_series_classification_pipelines.TimeSeriesBinaryClassificationPipeline method*), 1282
get_hyperparameter_ranges() (*evalml.pipelines.time_series_classification_pipelines.TimeSeriesClassificationPipeline method*), 1289
get_hyperparameter_ranges() (*evalml.pipelines.time_series_classification_pipelines.TimeSeriesMulticlassClassificationPipeline method*), 1295
get_hyperparameter_ranges() (*evalml.pipelines.time_series_pipeline_base.TimeSeriesPipelineBase method*), 1302
get_hyperparameter_ranges() (*evalml.pipelines.time_series_regression_pipeline.TimeSeriesRegressionPipeline method*), 1308
get_hyperparameter_ranges() (*evalml.pipelines.TimeSeriesBinaryClassificationPipeline method*), 1435
get_hyperparameter_ranges() (*evalml.pipelines.TimeSeriesClassificationPipeline method*), 1442
get_hyperparameter_ranges() (*evalml.pipelines.TimeSeriesMulticlassClassificationPipeline method*), 1451
get_hyperparameter_ranges() (*evalml.pipelines.TimeSeriesRegressionPipeline method*), 1458
get_importable_subclasses() (*in module evalml.utils*), 1524
get_importable_subclasses() (*in module evalml.utils.gen_utils*), 1517
get_influential_features() (*in module evalml.model_understanding*), 380
get_influential_features() (*in module evalml.model_understanding.feature_explanations*), 360
get_inputs() (*evalml.pipelines.component_graph.ComponentGraph method*), 1258
get_inputs() (*evalml.pipelines.ComponentGraph method*), 1338
get_installed_packages() (*in module evalml.utils.cli_utils*), 1514
get_last_component() (*evalml.pipelines.component_graph.ComponentGraph method*), 1259
get_last_component() (*evalml.pipelines.ComponentGraph method*), 1338
get_linear_coefficients() (*in module evalml.model_understanding*), 381
get_linear_coefficients() (*in module evalml.model_understanding.graphs*), 364
get_logger() (*in module evalml.utils*), 1524
get_logger() (*in module evalml.utils.logger*), 1520
get_n_splits() (*evalml.preprocessing.data_splitters.no_split.NoSplit static method*), 1476
get_n_splits() (*evalml.preprocessing.data_splitters.NoSplit static method*), 1481
get_n_splits() (*evalml.preprocessing.data_splitters.time_series_split.TimeSeriesSplit method*), 1478
get_n_splits() (*evalml.preprocessing.data_splitters.TimeSeriesSplit method*), 1482
get_n_splits() (*evalml.preprocessing.data_splitters.training_validation.TrainingValidation static method*), 1480
get_n_splits() (*evalml.preprocessing.data_splitters.TrainingValidation static method*), 1484
get_n_splits() (*evalml.preprocessing.NoSplit method*), 1488
get_n_splits() (*evalml.preprocessing.TimeSeriesSplit method*), 1491
get_n_splits() (*evalml.preprocessing.TrainingValidationSplit static method*), 1493
get_names() (*evalml.pipelines.components.FeatureSelector method*), 1136
get_names() (*evalml.pipelines.components.RFClassifierSelectFromModel method*), 1189
get_names() (*evalml.pipelines.components.RFRegressorSelectFromModel method*), 1192
get_names() (*evalml.pipelines.components.transformers.feature_selection.ClasswiseOrdinalSelector method*), 859
get_names() (*evalml.pipelines.components.transformers.feature_selection.ClasswiseOrdinalSelector method*), 869
get_names() (*evalml.pipelines.components.transformers.feature_selection.ClasswiseOrdinalSelector method*), 863
get_names() (*evalml.pipelines.components.transformers.feature_selection.ClasswiseOrdinalSelector method*), 866
get_names() (*evalml.pipelines.components.transformers.feature_selection.ClasswiseOrdinalSelector method*), 872
get_names() (*evalml.pipelines.components.transformers.feature_selection.ClasswiseOrdinalSelector method*), 875
get_names() (*evalml.pipelines.components.transformers.FeatureSelector method*), 1012
get_names() (*evalml.pipelines.components.transformers.RFClassifierSelectFromModel method*), 1044
get_names() (*evalml.pipelines.components.transformers.RFRegressorSelectFromModel method*), 1047

get_names() (*evalml.pipelines.FeatureSelector method*), 1366
get_names() (*evalml.pipelines.RFClassifierSelectFromModel method*), 1411
get_names() (*evalml.pipelines.RFRegressorSelectFromModel method*), 1413
get_non_core_objectives() (*in module evalml.objectives*), 512
get_non_core_objectives() (*in module evalml.objectives.utils*), 478
get_null_column_information() (*evalml.data_checks.null_data_check.NullDataCheck static method*), 279
get_null_column_information() (*evalml.data_checks.NullDataCheck static method*), 323
get_null_row_information() (*evalml.data_checks.null_data_check.NullDataCheck static method*), 279
get_null_row_information() (*evalml.data_checks.NullDataCheck static method*), 323
get_objective() (*in module evalml.objectives*), 513
get_objective() (*in module evalml.objectives.utils*), 478
get_params() (*evalml.pipelines.components.estimators.ProphetRegressor method*), 803
get_params() (*evalml.pipelines.components.estimators.regressors.prophet_regressor.ProphetRegressor method*), 690
get_params() (*evalml.pipelines.components.estimators.regressors.prophet_regressor method*), 733
get_params() (*evalml.pipelines.components.ProphetRegressor method*), 1179
get_params() (*evalml.pipelines.components.utils.WrappedSKClassifier method*), 1079
get_params() (*evalml.pipelines.components.utils.WrappedSKRegressor method*), 1080
get_params() (*evalml.pipelines.ProphetRegressor method*), 1398
get_pipeline() (*evalml.automl.automl_search.AutoMLSearch method*), 229
get_pipeline() (*evalml.automl.AutoMLSearch method*), 242
get_pipeline() (*evalml.AutoMLSearch method*), 1531
get_pipelines_from_component_graphs() (*in module evalml.automl.utils*), 236
get_prediction_vs_actual_data() (*in module evalml.model_understanding*), 381
get_prediction_vs_actual_data() (*in module evalml.model_understanding.graphs*), 364
get_prediction_vs_actual_over_time_data() (*in module evalml.model_understanding*), 381
get_prediction_vs_actual_over_time_data() (*in module evalml.model_understanding.graphs*), 365
get_random_seed() (*in module evalml.utils*), 1524
get_random_seed() (*in module evalml.utils.gen_utils*), 1518
get_random_state() (*in module evalml.utils*), 1524
get_random_state() (*in module evalml.utils.gen_utils*), 1518
get_result() (*evalml.automl.engine.cf_engine.CFComputation method*), 207
get_result() (*evalml.automl.engine.dask_engine.DaskComputation method*), 210
get_result() (*evalml.automl.engine.engine_base.EngineComputation method*), 213
get_result() (*evalml.automl.engine.EngineComputation method*), 221
get_result() (*evalml.automl.engine.sequential_engine.SequentialComp method*), 216
get_sys_info() (*in module evalml.utils.cli_utils*), 1514
Gini (*class in evalml.objectives*), 513
Gini (*class in evalml.objectives.standard_metrics*), 435
graph() (*evalml.pipelines.binary_classification_pipeline.BinaryClassifica method*), 1245
graph() (*evalml.pipelines.BinaryClassificationPipeline method*), 1322
graph() (*evalml.pipelines.classification_pipeline.ClassificationPipeline method*), 1252
graph() (*evalml.pipelines.ClassificationPipeline method*), 1333
graph() (*evalml.pipelines.component_graph.ComponentGraph method*), 1259
graph() (*evalml.pipelines.ComponentGraph method*), 1368
graph() (*evalml.pipelines.multiclass_classification_pipeline.MulticlassCl method*), 1263
graph() (*evalml.pipelines.MulticlassClassificationPipeline method*), 1383
graph() (*evalml.pipelines.pipeline_base.PipelineBase method*), 1269
graph() (*evalml.pipelines.PipelineBase method*), 1393
graph() (*evalml.pipelines.regression_pipeline.RegressionPipeline method*), 1276
graph() (*evalml.pipelines.RegressionPipeline method*), 1406
graph() (*evalml.pipelines.time_series_classification_pipelines.TimeSerie method*), 1282
graph() (*evalml.pipelines.time_series_classification_pipelines.TimeSerie method*), 1289
graph() (*evalml.pipelines.time_series_classification_pipelines.TimeSerie method*), 1296
graph() (*evalml.pipelines.time_series_pipeline_base.TimeSeriesPipeline method*), 1302
graph() (*evalml.pipelines.time_series_regression_pipeline.TimeSeriesReg*

method), 1308
graph() (*evalml.pipelines.TimeSeriesBinaryClassificationPipeline method*), 1435
graph() (*evalml.pipelines.TimeSeriesClassificationPipeline method*), 1442
graph() (*evalml.pipelines.TimeSeriesMulticlassClassificationPipeline method*), 1451
graph() (*evalml.pipelines.TimeSeriesRegressionPipeline method*), 1458
graph_binary_objective_vs_threshold() (*in module evalml.model_understanding*), 382
graph_binary_objective_vs_threshold() (*in module evalml.model_understanding.graphs*), 365
graph_confusion_matrix() (*in module evalml.model_understanding*), 382
graph_confusion_matrix() (*in module evalml.model_understanding.graphs*), 366
graph_feature_importance() (*evalml.pipelines.binary_classification_pipeline.BinaryClassificationPipeline method*), 1245
graph_feature_importance() (*evalml.pipelines.BinaryClassificationPipeline method*), 1322
graph_feature_importance() (*evalml.pipelines.classification_pipeline.ClassificationPipeline method*), 1253
graph_feature_importance() (*evalml.pipelines.ClassificationPipeline method*), 1333
graph_feature_importance() (*evalml.pipelines.multiclass_classification_pipeline.MulticlassClassificationPipeline method*), 1264
graph_feature_importance() (*evalml.pipelines.MulticlassClassificationPipeline method*), 1383
graph_feature_importance() (*evalml.pipelines.pipeline_base.PipelineBase method*), 1269
graph_feature_importance() (*evalml.pipelines.PipelineBase method*), 1394
graph_feature_importance() (*evalml.pipelines.regression_pipeline.RegressionPipeline method*), 1276
graph_feature_importance() (*evalml.pipelines.RegressionPipeline method*), 1406
graph_feature_importance() (*evalml.pipelines.time_series_classification_pipelines.TimeSeriesBinaryClassificationPipeline method*), 1282
graph_feature_importance() (*evalml.pipelines.time_series_classification_pipelines.TimeSeriesClassificationPipeline method*), 1289
graph_feature_importance() (*evalml.pipelines.time_series_classification_pipelines.TimeSeries method*), 1296
graph_feature_importance() (*evalml.pipelines.time_series_pipeline_base.TimeSeriesPipelineB method*), 1302
graph_feature_importance() (*evalml.pipelines.time_series_regression_pipeline.TimeSeriesReg method*), 1309
graph_feature_importance() (*evalml.pipelines.TimeSeriesBinaryClassificationPipeline method*), 1435
graph_feature_importance() (*evalml.pipelines.TimeSeriesClassificationPipeline method*), 1442
graph_feature_importance() (*evalml.pipelines.TimeSeriesMulticlassClassificationPipeline method*), 1451
graph_feature_importance() (*evalml.pipelines.TimeSeriesRegressionPipeline method*), 1458
graph_force_plot() (*in module evalml.model_understanding.force_plots*), 361
graph_json() (*evalml.pipelines.binary_classification_pipeline.BinaryC method*), 1246
graph_json() (*evalml.pipelines.BinaryClassificationPipeline method*), 1322
graph_json() (*evalml.pipelines.classification_pipeline.ClassificationPi method*), 1253
graph_json() (*evalml.pipelines.ClassificationPipeline method*), 1333
graph_json() (*evalml.pipelines.multiclass_classification_pipeline.Mult method*), 1264
graph_json() (*evalml.pipelines.MulticlassClassificationPipeline method*), 1383
graph_json() (*evalml.pipelines.pipeline_base.PipelineBase method*), 1270
graph_json() (*evalml.pipelines.PipelineBase method*), 1394
graph_json() (*evalml.pipelines.regression_pipeline.RegressionPipeline method*), 1276
graph_json() (*evalml.pipelines.RegressionPipeline method*), 1406
graph_json() (*evalml.pipelines.time_series_classification_pipelines.Ti method*), 1283
graph_json() (*evalml.pipelines.time_series_classification_pipelines.Ti method*), 1289
graph_json() (*evalml.pipelines.time_series_classification_pipelines.Ti method*), 1295
graph_json() (*evalml.pipelines.TimeSeriesBinaryClassificationPipeline method*), 1302
graph_json() (*evalml.pipelines.time_series_pipeline_base.TimeSeriesP method*), 1309
graph_json() (*evalml.pipelines.time_series_regression_pipeline.TimeSe method*), 1309

graph_json() (*evalml.pipelines.TimeSeriesBinaryClassificationPipeline method*), 1436
graph_json() (*evalml.pipelines.TimeSeriesClassificationPipeline method*), 1442
graph_json() (*evalml.pipelines.TimeSeriesMulticlassClassificationPipeline method*), 1452
graph_json() (*evalml.pipelines.TimeSeriesRegressionPipeline method*), 1458
graph_partial_dependence() (*in module evalml.model_understanding*), 382
graph_partial_dependence() (*in module evalml.model_understanding.graphs*), 366
graph_permutation_importance() (*in module evalml.model_understanding*), 383
graph_permutation_importance() (*in module evalml.model_understanding.graphs*), 367
graph_precision_recall_curve() (*in module evalml.model_understanding*), 383
graph_precision_recall_curve() (*in module evalml.model_understanding.graphs*), 367
graph_prediction_vs_actual() (*in module evalml.model_understanding*), 384
graph_prediction_vs_actual() (*in module evalml.model_understanding.graphs*), 367
graph_prediction_vs_actual_over_time() (*in module evalml.model_understanding*), 384
graph_prediction_vs_actual_over_time() (*in module evalml.model_understanding.graphs*), 368
graph_roc_curve() (*in module evalml.model_understanding*), 384
graph_roc_curve() (*in module evalml.model_understanding.graphs*), 368
graph_t_sne() (*in module evalml.model_understanding*), 385
graph_t_sne() (*in module evalml.model_understanding.graphs*), 369
greater_is_better() (*evalml.objectives.binary_classification_objective.BinaryClassificationObjective property*), 390
greater_is_better() (*evalml.objectives.BinaryClassificationObjective property*), 497
greater_is_better() (*evalml.objectives.multiclass_classification_objective.MulticlassClassificationObjective property*), 402
greater_is_better() (*evalml.objectives.MulticlassClassificationObjective property*), 536
greater_is_better() (*evalml.objectives.objective_base.ObjectiveBase property*), 404
greater_is_better() (*evalml.objectives.ObjectiveBase property*), 538
greater_is_better() (*evalml.objectives.regression_objective.RegressionObjective property*), 407
greater_is_better() (*evalml.objectives.RegressionObjective property*), 556
greater_is_better() (*evalml.objectives.time_series_regression_objective.TimeSeriesRe property*), 475
GridSearchTuner (*class in evalml.tuners*), 1508
GridSearchTuner (*class in evalml.tuners.grid_search_tuner*), 1501

H

handle_component_class() (*in module evalml.pipelines.components.utils*), 1077
handle_data_check_action_code() (*in module evalml.data_checks.utils*), 297
handle_dcao_parameter_type() (*evalml.data_checks.data_check_action_option.DCAOParameter static method*), 255
handle_dcao_parameter_type() (*evalml.data_checks.DCAOParameterType static method*), 311
handle_model_family() (*in module evalml.model_family*), 349
handle_model_family() (*in module evalml.model_family.utils*), 349
handle_problem_types() (*in module evalml.problem_types*), 1498
handle_problem_types() (*in module evalml.problem_types.utils*), 1495

I

IDColumnsDataCheck (*class in evalml.data_checks*), 312
IDColumnsDataCheck (*class in evalml.data_checks.id_columns_data_check*), 267
import_or_raise() (*in module evalml.utils*), 1524
import_or_raise() (*in module evalml.utils.gen_utils*), 1518
Imputer (*class in evalml.pipelines.components*), 1137
Imputer (*class in evalml.pipelines.components.transformers*), 1013
Imputer (*class in evalml.pipelines.components.transformers.imputers*), 888
Imputer (*class in evalml.pipelines.components.transformers.imputers.imp* 876
infer_feature_types() (*in module evalml.utils*), 1525
infer_feature_types() (*in module evalml.utils.woodwork_utils*), 1521

info() (*evalml.automl.engine.engine_base.JobLogger method*), 214
instantiate() (*evalml.pipelines.component_graph.ComponentGraph method*), 1259
instantiate() (*evalml.pipelines.ComponentGraph method*), 1339
InvalidTargetDataCheck (*class in evalml.data_checks*), 315
InvalidTargetDataCheck (*class in evalml.data_checks.invalid_target_data_check*), 269
inverse_transform() (*evalml.pipelines.binary_classification_pipeline.BinaryClassificationPipeline method*), 1246
inverse_transform() (*evalml.pipelines.BinaryClassificationPipeline method*), 1323
inverse_transform() (*evalml.pipelines.classification_pipeline.ClassificationPipeline method*), 1253
inverse_transform() (*evalml.pipelines.ClassificationPipeline method*), 1333
inverse_transform() (*evalml.pipelines.component_graph.ComponentGraph method*), 1259
inverse_transform() (*evalml.pipelines.ComponentGraph method*), 1339
inverse_transform() (*evalml.pipelines.components.LabelEncoder method*), 1144
inverse_transform() (*evalml.pipelines.components.LogTransformer method*), 1159
inverse_transform() (*evalml.pipelines.components.PolynomialDetrender method*), 1176
inverse_transform() (*evalml.pipelines.components.transformers.encoders.label_encoder.LabelEncoder method*), 840
inverse_transform() (*evalml.pipelines.components.transformers.encoders.LabelEncoder method*), 850
inverse_transform() (*evalml.pipelines.components.transformers.LabelEncoder method*), 1017
inverse_transform() (*evalml.pipelines.components.transformers.LogTransformer method*), 1022
inverse_transform() (*evalml.pipelines.components.transformers.PolynomialDetrender method*), 1039
inverse_transform() (*evalml.pipelines.components.transformers.preprocessing.log_tra method*), 910
inverse_transform() (*evalml.pipelines.components.transformers.preprocessing.LogTra method*), 946
inverse_transform() (*evalml.pipelines.components.transformers.preprocessing.polynor method*), 918
inverse_transform() (*evalml.pipelines.components.transformers.preprocessing.Polynor method*), 953
inverse_transform() (*evalml.pipelines.multiclass_classification_pipeline.MulticlassCla method*), 1264
inverse_transform() (*evalml.pipelines.MulticlassClassificationPipeline method*), 1384
inverse_transform() (*evalml.pipelines.pipeline_base.PipelineBase method*), 1270
inverse_transform() (*evalml.pipelines.PipelineBase method*), 1394
inverse_transform() (*evalml.pipelines.regression_pipeline.RegressionPipeline method*), 1277
inverse_transform() (*evalml.pipelines.RegressionPipeline method*), 1407
inverse_transform() (*evalml.pipelines.time_series_classification_pipelines.TimeSeries method*), 1283
inverse_transform() (*evalml.pipelines.time_series_classification_pipelines.TimeSeries method*), 1289
inverse_transform() (*evalml.pipelines.time_series_classification_pipelines.TimeSeries method*), 1296
inverse_transform() (*evalml.pipelines.time_series_pipeline_base.TimeSeriesPipelineB method*), 1303
inverse_transform() (*evalml.pipelines.time_series_regression_pipeline.TimeSeriesReg method*), 1309
inverse_transform() (*evalml.pipelines.TimeSeriesBinaryClassificationPipeline method*), 1436
inverse_transform() (*evalml.pipelines.TimeSeriesClassificationPipeline method*), 1442
inverse_transform() (*evalml.pipelines.TimeSeriesMulticlassClassificationPipeline method*), 1452
inverse_transform()

(*evalml.pipelines.TimeSeriesRegressionPipeline method*), 1459
is_all_numeric() (*in module evalml.utils*), 1525
is_all_numeric() (*in module evalml.utils.gen_utils*), 1519
is_binary() (*in module evalml.problem_types*), 1498
is_binary() (*in module evalml.problem_types.utils*), 1495
is_bounded_like_percentage() (*evalml.objectives.binary_classification_objective.BinaryClassificationObjective property*), 390
is_bounded_like_percentage() (*evalml.objectives.BinaryClassificationObjective property*), 497
is_bounded_like_percentage() (*evalml.objectives.multiclass_classification_objective.MulticlassClassificationObjective property*), 402
is_bounded_like_percentage() (*evalml.objectives.MulticlassClassificationObjective property*), 536
is_bounded_like_percentage() (*evalml.objectives.objective_base.ObjectiveBase property*), 404
is_bounded_like_percentage() (*evalml.objectives.ObjectiveBase property*), 538
is_bounded_like_percentage() (*evalml.objectives.regression_objective.RegressionObjective property*), 407
is_bounded_like_percentage() (*evalml.objectives.RegressionObjective property*), 556
is_bounded_like_percentage() (*evalml.objectives.time_series_regression_objective.TimeSeriesRegressionObjective property*), 475
is_cancelled() (*evalml.automl.engine.cf_engine.CFComputation property*), 208
is_cancelled() (*evalml.automl.engine.dask_engine.DaskComputation property*), 210
is_classification() (*in module evalml.problem_types*), 1499
is_classification() (*in module evalml.problem_types.utils*), 1496
is_closed() (*evalml.automl.engine.cf_engine.CFClient property*), 207
is_closed() (*evalml.automl.engine.cf_engine.CFEngine property*), 208
is_closed() (*evalml.automl.engine.CFEngine property*), 218
is_closed() (*evalml.automl.engine.dask_engine.DaskEngine property*), 210
is_closed() (*evalml.automl.engine.DaskEngine property*), 219
is_defined_for_problem_type() (*evalml.objectives.AccuracyBinary class method*), 481
is_defined_for_problem_type() (*evalml.objectives.AccuracyMulticlass class method*), 483
is_defined_for_problem_type() (*evalml.objectives.AUC class method*), 485
is_defined_for_problem_type() (*evalml.objectives.AUCMacro class method*), 487
is_defined_for_problem_type() (*evalml.objectives.AUCMicro class method*), 489
is_defined_for_problem_type() (*evalml.objectives.AUCWeighted class method*), 491
is_defined_for_problem_type() (*evalml.objectives.BalancedAccuracyBinary class method*), 493
is_defined_for_problem_type() (*evalml.objectives.BalancedAccuracyMulticlass class method*), 494
is_defined_for_problem_type() (*evalml.objectives.binary_classification_objective.BinaryClassific class method*), 391
is_defined_for_problem_type() (*evalml.objectives.BinaryClassificationObjective class method*), 497
is_defined_for_problem_type() (*evalml.objectives.cost_benefit_matrix.CostBenefitMatrix class method*), 394
is_defined_for_problem_type() (*evalml.objectives.CostBenefitMatrix class method*), 499
is_defined_for_problem_type() (*evalml.objectives.ExpVariance class method*), 501
is_defined_for_problem_type() (*evalml.objectives.F1 class method*), 503
is_defined_for_problem_type() (*evalml.objectives.F1Macro class method*), 505
is_defined_for_problem_type() (*evalml.objectives.F1Micro class method*), 507
is_defined_for_problem_type() (*evalml.objectives.F1Weighted class method*), 508
is_defined_for_problem_type() (*evalml.objectives.fraud_cost.FraudCost class method*), 397
is_defined_for_problem_type() (*evalml.objectives.FraudCost class method*), 511

is_defined_for_problem_type() (*evalml.objectives.Gini class method*), 515
is_defined_for_problem_type() (*evalml.objectives.lead_scoring.LeadScoring class method*), 399
is_defined_for_problem_type() (*evalml.objectives.LeadScoring class method*), 517
is_defined_for_problem_type() (*evalml.objectives.LogLossBinary class method*), 519
is_defined_for_problem_type() (*evalml.objectives.LogLossMulticlass class method*), 521
is_defined_for_problem_type() (*evalml.objectives.MAE class method*), 522
is_defined_for_problem_type() (*evalml.objectives.MAPE class method*), 524
is_defined_for_problem_type() (*evalml.objectives.MaxError class method*), 526
is_defined_for_problem_type() (*evalml.objectives.MCCBinary class method*), 528
is_defined_for_problem_type() (*evalml.objectives.MCCMulticlass class method*), 530
is_defined_for_problem_type() (*evalml.objectives.MeanSquaredLogError class method*), 531
is_defined_for_problem_type() (*evalml.objectives.MedianAE class method*), 533
is_defined_for_problem_type() (*evalml.objectives.MSE class method*), 534
is_defined_for_problem_type() (*evalml.objectives.multiclass_classification_objective.MulticlassClassificationObjective class method*), 402
is_defined_for_problem_type() (*evalml.objectives.MulticlassClassificationObjective class method*), 536
is_defined_for_problem_type() (*evalml.objectives.objective_base.ObjectiveBase class method*), 404
is_defined_for_problem_type() (*evalml.objectives.ObjectiveBase class method*), 538
is_defined_for_problem_type() (*evalml.objectives.Precision class method*), 541
is_defined_for_problem_type() (*evalml.objectives.PrecisionMacro class method*), 542
is_defined_for_problem_type() (*evalml.objectives.PrecisionMicro class method*), 544
is_defined_for_problem_type() (*evalml.objectives.PrecisionWeighted class method*), 546
is_defined_for_problem_type() (*evalml.objectives.R2 class method*), 547
is_defined_for_problem_type() (*evalml.objectives.Recall class method*), 549
is_defined_for_problem_type() (*evalml.objectives.RecallMacro class method*), 551
is_defined_for_problem_type() (*evalml.objectives.RecallMicro class method*), 553
is_defined_for_problem_type() (*evalml.objectives.RecallWeighted class method*), 554
is_defined_for_problem_type() (*evalml.objectives.regression_objective.RegressionObjective class method*), 407
is_defined_for_problem_type() (*evalml.objectives.RegressionObjective class method*), 556
is_defined_for_problem_type() (*evalml.objectives.RootMeanSquaredError class method*), 558
is_defined_for_problem_type() (*evalml.objectives.RootMeanSquaredLogError class method*), 560
is_defined_for_problem_type() (*evalml.objectives.sensitivity_low_alert.SensitivityLowAlert class method*), 409
is_defined_for_problem_type() (*evalml.objectives.SensitivityLowAlert class method*), 561
is_defined_for_problem_type() (*evalml.objectives.standard_metrics.AccuracyBinary class method*), 413
is_defined_for_problem_type() (*evalml.objectives.standard_metrics.AccuracyMulticlass class method*), 415
is_defined_for_problem_type() (*evalml.objectives.standard_metrics.AUC class method*), 417
is_defined_for_problem_type() (*evalml.objectives.standard_metrics.AUCMacro class method*), 419
is_defined_for_problem_type() (*evalml.objectives.standard_metrics.AUCMicro class method*), 420
is_defined_for_problem_type()

(*evalml.objectives.standard_metrics.AUCWeighted class method*), 422
is_defined_for_problem_type() (*evalml.objectives.standard_metrics.BalancedAccuracyBinary class method*), 424
is_defined_for_problem_type() (*evalml.objectives.standard_metrics.BalancedAccuracyMulticlass class method*), 426
is_defined_for_problem_type() (*evalml.objectives.standard_metrics.ExpVariance class method*), 428
is_defined_for_problem_type() (*evalml.objectives.standard_metrics.F1 class method*), 430
is_defined_for_problem_type() (*evalml.objectives.standard_metrics.F1Macro class method*), 432
is_defined_for_problem_type() (*evalml.objectives.standard_metrics.F1Micro class method*), 433
is_defined_for_problem_type() (*evalml.objectives.standard_metrics.F1Weighted class method*), 435
is_defined_for_problem_type() (*evalml.objectives.standard_metrics.Gini class method*), 437
is_defined_for_problem_type() (*evalml.objectives.standard_metrics.LogLossBinary class method*), 439
is_defined_for_problem_type() (*evalml.objectives.standard_metrics.LogLossMulticlass class method*), 441
is_defined_for_problem_type() (*evalml.objectives.standard_metrics.MAE class method*), 442
is_defined_for_problem_type() (*evalml.objectives.standard_metrics.MAPE class method*), 444
is_defined_for_problem_type() (*evalml.objectives.standard_metrics.MaxError class method*), 446
is_defined_for_problem_type() (*evalml.objectives.standard_metrics.MCCBinary class method*), 448
is_defined_for_problem_type() (*evalml.objectives.standard_metrics.MCCMulticlass class method*), 450
is_defined_for_problem_type() (*evalml.objectives.standard_metrics.MeanSquaredLogError class method*), 451
is_defined_for_problem_type() (*evalml.objectives.standard_metrics.MedianAE class method*), 453
is_defined_for_problem_type() (*evalml.objectives.standard_metrics.MSE class method*), 454
is_defined_for_problem_type() (*evalml.objectives.standard_metrics.Precision class method*), 457
is_defined_for_problem_type() (*evalml.objectives.standard_metrics.PrecisionMacro class method*), 458
is_defined_for_problem_type() (*evalml.objectives.standard_metrics.PrecisionMicro class method*), 460
is_defined_for_problem_type() (*evalml.objectives.standard_metrics.PrecisionWeighted class method*), 461
is_defined_for_problem_type() (*evalml.objectives.standard_metrics.R2 class method*), 463
is_defined_for_problem_type() (*evalml.objectives.standard_metrics.Recall class method*), 465
is_defined_for_problem_type() (*evalml.objectives.standard_metrics.RecallMacro class method*), 467
is_defined_for_problem_type() (*evalml.objectives.standard_metrics.RecallMicro class method*), 468
is_defined_for_problem_type() (*evalml.objectives.standard_metrics.RecallWeighted class method*), 470
is_defined_for_problem_type() (*evalml.objectives.standard_metrics.RootMeanSquaredError class method*), 472
is_defined_for_problem_type() (*evalml.objectives.standard_metrics.RootMeanSquaredLogError class method*), 473
is_defined_for_problem_type() (*evalml.objectives.time_series_regression_objective.TimeSeriesRe class method*), 475
is_multiclass() (*in module evalml.problem_types*), 1499
is_multiclass() (*in module evalml.problem_types.utils*), 1496
is_regression() (*in module evalml.problem_types*), 1499
is_regression() (*in module evalml.problem_types.utils*), 1496
is_search_space_exhausted() (*evalml.tuners.grid_search_tuner.GridSearchTuner method*), 1502
is_search_space_exhausted() (*evalml.tuners.GridSearchTuner method*), 1509
is_search_space_exhausted() (*evalml.tuners.random_search_tuner.RandomSearchTuner*

method), 1504
is_search_space_exhausted() (evalml.tuners.RandomSearchTuner method), 1510
is_search_space_exhausted() (evalml.tuners.skopt_tuner.SKOptTuner method), 1506
is_search_space_exhausted() (evalml.tuners.SKOptTuner method), 1512
is_search_space_exhausted() (evalml.tuners.Tuner method), 1512
is_search_space_exhausted() (evalml.tuners.tuner.Tuner method), 1507
is_time_series() (in module evalml.problem_types), 1500
is_time_series() (in module evalml.problem_types.utils), 1497
is_tree_estimator() (evalml.model_family.model_family.ModelFamily method), 348
is_tree_estimator() (evalml.model_family.ModelFamily method), 350
IterativeAlgorithm (class in evalml.automl.automl_algorithm), 204
IterativeAlgorithm (class in evalml.automl.automl_algorithm.iterative_algorithm), 198

J

JobLogger (class in evalml.automl.engine.engine_base), 213
jupyter_check() (in module evalml.utils), 1525
jupyter_check() (in module evalml.utils.gen_utils), 1519

K

KNeighborsClassifier (class in evalml.pipelines), 1366
KNeighborsClassifier (class in evalml.pipelines.components), 1140
KNeighborsClassifier (class in evalml.pipelines.components.estimators), 787
KNeighborsClassifier (class in evalml.pipelines.components.estimators.classifiers), 638
KNeighborsClassifier (class in evalml.pipelines.components.estimators.classifiers.kneighbors_classifier), 597

L

LabelEncoder (class in evalml.pipelines.components), 1143
LabelEncoder (class in evalml.pipelines.components.transformers), 1016
LabelEncoder (class in evalml.pipelines.components.transformers.encoders), 849
LabelEncoder (class in evalml.pipelines.components.transformers.encoders.label_encode 839
LeadScoring (class in evalml.objectives), 515
LeadScoring (class in evalml.objectives.lead_scoring), 398
LightGBMClassifier (class in evalml.pipelines), 1369
LightGBMClassifier (class in evalml.pipelines.components), 1145
LightGBMClassifier (class in evalml.pipelines.components.estimators), 790
LightGBMClassifier (class in evalml.pipelines.components.estimators.classifiers), 641
LightGBMClassifier (class in evalml.pipelines.components.estimators.classifiers.lightgbm_clas 600
LightGBMRegressor (class in evalml.pipelines), 1372
LightGBMRegressor (class in evalml.pipelines.components), 1148
LightGBMRegressor (class in evalml.pipelines.components.estimators), 793
LightGBMRegressor (class in evalml.pipelines.components.estimators.regressors), 726
LightGBMRegressor (class in evalml.pipelines.components.estimators.regressors.lightgbm_regr 682
LinearDiscriminantAnalysis (class in evalml.pipelines.components), 1151
LinearDiscriminantAnalysis (class in evalml.pipelines.components.transformers), 1018
LinearDiscriminantAnalysis (class in evalml.pipelines.components.transformers.dimensionality_reduct 834
LinearDiscriminantAnalysis (class in evalml.pipelines.components.transformers.dimensionality_reduct 829
LinearRegressor (class in evalml.pipelines), 1375
LinearRegressor (class in evalml.pipelines.components), 1153
LinearRegressor (class in evalml.pipelines.components.estimators),

796
LinearRegressor (*class in evalml.pipelines.components.estimators.regressors*), 729
LinearRegressor (*class in evalml.pipelines.components.estimators.regressors.linear_regressor*), 685
load() (*evalml.automl.automl_search.AutoMLSearch static method*), 229
load() (*evalml.automl.AutoMLSearch static method*), 242
load() (*evalml.AutoMLSearch static method*), 1531
load() (*evalml.pipelines.ARIMARegressor static method*), 1318
load() (*evalml.pipelines.binary_classification_pipeline.BinaryClassificationPipeline static method*), 1246
load() (*evalml.pipelines.BinaryClassificationPipeline static method*), 1323
load() (*evalml.pipelines.CatBoostClassifier static method*), 1327
load() (*evalml.pipelines.CatBoostRegressor static method*), 1329
load() (*evalml.pipelines.classification_pipeline.ClassificationPipeline static method*), 1253
load() (*evalml.pipelines.ClassificationPipeline static method*), 1334
load() (*evalml.pipelines.components.ARIMARegressor static method*), 1085
load() (*evalml.pipelines.components.BaselineClassifier static method*), 1088
load() (*evalml.pipelines.components.BaselineRegressor static method*), 1090
load() (*evalml.pipelines.components.CatBoostClassifier static method*), 1093
load() (*evalml.pipelines.components.CatBoostRegressor static method*), 1095
load() (*evalml.pipelines.components.component_base.ComponentBase static method*), 1073
load() (*evalml.pipelines.components.ComponentBase static method*), 1097
load() (*evalml.pipelines.components.DateTimeFeaturizer static method*), 1101
load() (*evalml.pipelines.components.DecisionTreeClassifier static method*), 1103
load() (*evalml.pipelines.components.DecisionTreeRegressor static method*), 1107
load() (*evalml.pipelines.components.DFSTransformer static method*), 1109
load() (*evalml.pipelines.components.DropColumns static method*), 1111
load() (*evalml.pipelines.components.DropNullColumns static method*), 1113
load() (*evalml.pipelines.components.DropRowsTransformer static method*), 1115
load() (*evalml.pipelines.components.ElasticNetClassifier static method*), 1118
load() (*evalml.pipelines.components.ElasticNetRegressor static method*), 1120
load() (*evalml.pipelines.components.EmailFeaturizer static method*), 1123
load() (*evalml.pipelines.components.ensemble.stacked_ensemble_base.S static method*), 565
load() (*evalml.pipelines.components.ensemble.stacked_ensemble_classif static method*), 568
load() (*evalml.pipelines.components.ensemble.stacked_ensemble_regress static method*), 571
load() (*evalml.pipelines.components.ensemble.StackedEnsembleBase static method*), 574
load() (*evalml.pipelines.components.ensemble.StackedEnsembleClassifie static method*), 577
load() (*evalml.pipelines.components.ensemble.StackedEnsembleRegresso static method*), 580
load() (*evalml.pipelines.components.Estimator static method*), 1125
load() (*evalml.pipelines.components.estimators.ARIMARegressor static method*), 753
load() (*evalml.pipelines.components.estimators.BaselineClassifier static method*), 755
load() (*evalml.pipelines.components.estimators.BaselineRegressor static method*), 758
load() (*evalml.pipelines.components.estimators.CatBoostClassifier static method*), 761
load() (*evalml.pipelines.components.estimators.CatBoostRegressor static method*), 763
load() (*evalml.pipelines.components.estimators.classifiers.baseline_class static method*), 583
load() (*evalml.pipelines.components.estimators.classifiers.BaselineClass static method*), 626
load() (*evalml.pipelines.components.estimators.classifiers.catboost_class static method*), 586
load() (*evalml.pipelines.components.estimators.classifiers.CatBoostClas static method*), 628
load() (*evalml.pipelines.components.estimators.classifiers.decision_tree_ static method*), 589
load() (*evalml.pipelines.components.estimators.classifiers.DecisionTreeC static method*), 631
load() (*evalml.pipelines.components.estimators.classifiers.elasticnet_cla static method*), 592
load() (*evalml.pipelines.components.estimators.classifiers.ElasticNetCla static method*), 634
load() (*evalml.pipelines.components.estimators.classifiers.et_classifier.E static method*), 596
load() (*evalml.pipelines.components.estimators.classifiers.ExtraTreesCla static method*), 637
load() (*evalml.pipelines.components.estimators.classifiers.kneighbors_cl static method*), 599
load() (*evalml.pipelines.components.estimators.classifiers.KNeighborsCl static method*), 640

load() (evalml.pipelines.components.estimators.classifiers.LightGBMClassifier static method), 602
load() (evalml.pipelines.components.estimators.classifiers.LightGBMClassifier static method), 643
load() (evalml.pipelines.components.estimators.classifiers.LogisticRegressionClassifier static method), 606
load() (evalml.pipelines.components.estimators.classifiers.LogisticRegressionClassifier static method), 646
load() (evalml.pipelines.components.estimators.classifiers.RandomForestClassifier static method), 648
load() (evalml.pipelines.components.estimators.classifiers.rf_classifier.RandomForestClassifier static method), 609
load() (evalml.pipelines.components.estimators.classifiers.svm_classifier.SVMClassifier static method), 612
load() (evalml.pipelines.components.estimators.classifiers.SVMClassifier static method), 651
load() (evalml.pipelines.components.estimators.classifiers.vowpal_wabbit_base_classifiers.VowpalWabbitBaseClassifier static method), 614
load() (evalml.pipelines.components.estimators.classifiers.vowpal_wabbit_binary_classifier.VowpalWabbitBinaryClassifier static method), 617
load() (evalml.pipelines.components.estimators.classifiers.vowpal_wabbit_multi_class_classifier.VowpalWabbitMulticlassClassifier static method), 620
load() (evalml.pipelines.components.estimators.classifiers.VowpalWabbitBinaryClassifier static method), 654
load() (evalml.pipelines.components.estimators.classifiers.VowpalWabbitMulticlassClassifier static method), 656
load() (evalml.pipelines.components.estimators.classifiers.xgboost_classifier.XGBoostClassifier static method), 623
load() (evalml.pipelines.components.estimators.classifiers.XGBoostClassifier static method), 659
load() (evalml.pipelines.components.estimators.DecisionTreeClassifier static method), 766
load() (evalml.pipelines.components.estimators.DecisionTreeRegressor static method), 770
load() (evalml.pipelines.components.estimators.ElasticNetClassifier static method), 772
load() (evalml.pipelines.components.estimators.ElasticNetRegressor static method), 775
load() (evalml.pipelines.components.estimators.Estimator static method), 777
load() (evalml.pipelines.components.estimators.estimator.Estimator static method), 749
load() (evalml.pipelines.components.estimators.ExponentialSmoothingRegressor static method), 780
load() (evalml.pipelines.components.estimators.ExtraTreesClassifier static method), 783
load() (evalml.pipelines.components.estimators.ExtraTreesRegressor static method), 786
load() (evalml.pipelines.components.estimators.KNeighborsClassifier static method), 789
load() (evalml.pipelines.components.estimators.LightGBMClassifier static method), 792
load() (evalml.pipelines.components.estimators.LightGBMRegressor static method), 795
load() (evalml.pipelines.components.estimators.LinearRegressor static method), 797
load() (evalml.pipelines.components.estimators.LogisticRegressionClassifier static method), 800
load() (evalml.pipelines.components.estimators.LogisticRegressionRegressor static method), 803
load() (evalml.pipelines.components.estimators.RandomForestClassifier static method), 805
load() (evalml.pipelines.components.estimators.RandomForestRegressor static method), 807
load() (evalml.pipelines.components.estimators.regressors.arima_regressor.ARIMARegressor static method), 662
load() (evalml.pipelines.components.estimators.regressors.ARIMARegressor static method), 709
load() (evalml.pipelines.components.estimators.regressors.baseline_regressor.BaselineRegressor static method), 665
load() (evalml.pipelines.components.estimators.regressors.BaselineRegressor static method), 711
load() (evalml.pipelines.components.estimators.regressors.catboost_regressor.CatBoostRegressor static method), 668
load() (evalml.pipelines.components.estimators.regressors.CatBoostRegressor static method), 714
load() (evalml.pipelines.components.estimators.regressors.decision_tree_regressor.DecisionTreeRegressor static method), 671
load() (evalml.pipelines.components.estimators.regressors.DecisionTreeRegressor static method), 717
load() (evalml.pipelines.components.estimators.regressors.elasticnet_regressor.ElasticNetRegressor static method), 674
load() (evalml.pipelines.components.estimators.regressors.ElasticNetRegressor static method), 719
load() (evalml.pipelines.components.estimators.regressors.et_regressor.ExtraTreesRegressor static method), 678
load() (evalml.pipelines.components.estimators.regressors.exponential_smoothing_regressor.ExponentialSmoothingRegressor static method), 681
load() (evalml.pipelines.components.estimators.regressors.ExponentialSmoothingRegressor static method), 722
load() (evalml.pipelines.components.estimators.regressors.ExtraTreesRegressor static method), 725
load() (evalml.pipelines.components.estimators.regressors.lightgbm_regressor.LightGBMRegressor static method), 684
load() (evalml.pipelines.components.estimators.regressors.LightGBMRegressor static method), 728
load() (evalml.pipelines.components.estimators.regressors.linear_regressor.LinearRegressor static method), 687
load() (evalml.pipelines.components.estimators.regressors.LinearRegressor static method), 731
load() (evalml.pipelines.components.estimators.regressors.prophet_regressor.ProphetRegressor static method), 690
load() (evalml.pipelines.components.estimators.regressors.ProphetRegressor static method), 733
load() (evalml.pipelines.components.estimators.regressors.RandomForestRegressor static method), 736
load() (evalml.pipelines.components.estimators.regressors.rf_regressor.RandomForestRegressor static method), 693

load() (evalml.pipelines.components.estimators.regressors.svm_regressor.SVMRegressor static method), 696
load() (evalml.pipelines.components.estimators.regressors.SVR.SVR static method), 738
load() (evalml.pipelines.components.estimators.regressors.time_series_baseline_estimator.TimeSeriesBaselineEstimator static method), 699
load() (evalml.pipelines.components.estimators.regressors.TimeSeriesBaselineEstimator static method), 741
load() (evalml.pipelines.components.estimators.regressors.vowpal_wabbit_regressor.VowpalWabbitRegressor static method), 702
load() (evalml.pipelines.components.estimators.regressors.VowpalWabbitRegressor static method), 743
load() (evalml.pipelines.components.estimators.regressors.xgb_regressor.XGBoostRegressor static method), 705
load() (evalml.pipelines.components.estimators.regressors.XGBoostRegressor static method), 746
load() (evalml.pipelines.components.estimators.SVMClassifier static method), 810
load() (evalml.pipelines.components.estimators.SVMRegressor static method), 812
load() (evalml.pipelines.components.estimators.TimeSeriesBaselineEstimator static method), 815
load() (evalml.pipelines.components.estimators.VowpalWabbitBinaryClassifier static method), 817
load() (evalml.pipelines.components.estimators.VowpalWabbitMulticlassClassifier static method), 820
load() (evalml.pipelines.components.estimators.VowpalWabbitRegressor static method), 822
load() (evalml.pipelines.components.estimators.XGBoostClassifier static method), 825
load() (evalml.pipelines.components.estimators.XGBoostRegressor static method), 827
load() (evalml.pipelines.components.ExponentialSmoothingRegressor static method), 1128
load() (evalml.pipelines.components.ExtraTreesClassifier static method), 1131
load() (evalml.pipelines.components.ExtraTreesRegressor static method), 1134
load() (evalml.pipelines.components.FeatureSelector static method), 1136
load() (evalml.pipelines.components.Imputer static method), 1139
load() (evalml.pipelines.components.KNeighborsClassifier static method), 1142
load() (evalml.pipelines.components.LabelEncoder static method), 1144
load() (evalml.pipelines.components.LightGBMClassifier static method), 1147
load() (evalml.pipelines.components.LightGBMRegressor static method), 1150
load() (evalml.pipelines.components.LinearDiscriminantAnalysis static method), 1152
load() (evalml.pipelines.components.LinearRegressor static method), 1154
load() (evalml.pipelines.components.LogisticRegressionClassifier static method), 1157
load() (evalml.pipelines.components.LogTransformer static method), 1160
load() (evalml.pipelines.components.TimeSeriesBaselineEstimator static method), 1162
load() (evalml.pipelines.components.NaturalLanguageFeaturizer static method), 1164
load() (evalml.pipelines.components.OneHotEncoder static method), 1167
load() (evalml.pipelines.components.Oversampler static method), 1170
load() (evalml.pipelines.components.PCA static method), 1172
load() (evalml.pipelines.components.PerColumnImputer static method), 1174
load() (evalml.pipelines.components.PolynomialDetrender static method), 1177
load() (evalml.pipelines.components.ProphetRegressor static method), 1179
load() (evalml.pipelines.components.RandomForestClassifier static method), 1181
load() (evalml.pipelines.components.RandomForestRegressor static method), 1184
load() (evalml.pipelines.components.ReplaceNullableTypes static method), 1186
load() (evalml.pipelines.components.RFClassifierSelectFromModel static method), 1189
load() (evalml.pipelines.components.RFRegressorSelectFromModel static method), 1192
load() (evalml.pipelines.components.SelectByType static method), 1194
load() (evalml.pipelines.components.SelectColumns static method), 1196
load() (evalml.pipelines.components.SimpleImputer static method), 1198
load() (evalml.pipelines.components.StackedEnsembleClassifier static method), 1201
load() (evalml.pipelines.components.StackedEnsembleRegressor static method), 1204
load() (evalml.pipelines.components.StandardScaler static method), 1206
load() (evalml.pipelines.components.SVMClassifier static method), 1208
load() (evalml.pipelines.components.SVMRegressor static method), 1211
load() (evalml.pipelines.components.TargetEncoder static method), 1213
load() (evalml.pipelines.components.TargetImputer static method), 1216
load() (evalml.pipelines.components.TimeSeriesBaselineEstimator static method), 1218
load() (evalml.pipelines.components.TimeSeriesFeaturizer static method), 1221

load() (evalml.pipelines.components.Transformer static method), 1224
load() (evalml.pipelines.components.transformers.column_selectors.ColumnSelector static method), 986
load() (evalml.pipelines.components.transformers.column_selectors.DropColumns static method), 988
load() (evalml.pipelines.components.transformers.column_selectors.SelectByType static method), 990
load() (evalml.pipelines.components.transformers.column_selectors.SelectColumns static method), 992
load() (evalml.pipelines.components.transformers.DateTimeFeaturizer static method), 999
load() (evalml.pipelines.components.transformers.DFSTransformer static method), 1001
load() (evalml.pipelines.components.transformers.dimensionality_reduction.LinearDiscriminantAnalysis static method), 830
load() (evalml.pipelines.components.transformers.dimensionality_reduction.PCA_Plus static method), 835
load() (evalml.pipelines.components.transformers.dimensionality_reduction.PCA static method), 838
load() (evalml.pipelines.components.transformers.dimensionality_reduction.LSA static method), 833
load() (evalml.pipelines.components.transformers.DropColumns static method), 1003
load() (evalml.pipelines.components.transformers.DropNullColumns static method), 1005
load() (evalml.pipelines.components.transformers.DropRowsTransformer static method), 1008
load() (evalml.pipelines.components.transformers.EmailFeaturizer static method), 1010
load() (evalml.pipelines.components.transformers.encoders.LabelEncoder static method), 841
load() (evalml.pipelines.components.transformers.encoders.LabelOrdinal static method), 851
load() (evalml.pipelines.components.transformers.encoders.OneHot_ONehotEncoder static method), 844
load() (evalml.pipelines.components.transformers.encoders.OneHotEncoder static method), 854
load() (evalml.pipelines.components.transformers.encoders.TargetEncoder static method), 848
load() (evalml.pipelines.components.transformers.encoders.TargetOrdinal static method), 857
load() (evalml.pipelines.components.transformers.feature_selection.RFECV_Classifier_Select_From_Model static method), 860
load() (evalml.pipelines.components.transformers.feature_selection.RFECV_Regressor_Select_From_Model static method), 869
load() (evalml.pipelines.components.transformers.feature_selection.RFE_Classifier_Select_From_Model static method), 863
load() (evalml.pipelines.components.transformers.feature_selection.RFE_Regressor_Select_From_Model static method), 866
load() (evalml.pipelines.components.transformers.feature_selection.RF_Classifier_Select_From_Model static method), 872
load() (evalml.pipelines.components.transformers.feature_selection.RF_Regressor_Select_From_Model static method), 875
load() (evalml.pipelines.components.transformers.FeatureSelector static method), 1012
load() (evalml.pipelines.components.transformers.Imputer static method), 1015
load() (evalml.pipelines.components.transformers.imputers.Imputer static method), 890
load() (evalml.pipelines.components.transformers.imputers.imputer.Impu static method), 878
load() (evalml.pipelines.components.transformers.imputers.per_column_ static method), 881
load() (evalml.pipelines.components.transformers.imputers.PerColumnIm static method), 892
load() (evalml.pipelines.components.transformers.imputers.simple_impu static method), 883
load() (evalml.pipelines.components.transformers.imputers.SimpleImpute static method), 895
load() (evalml.pipelines.components.transformers.imputers.target_imput static method), 886
load() (evalml.pipelines.components.transformers.imputers.TargetImpute static method), 897
load() (evalml.pipelines.components.transformers.LabelEncoder static method), 1017
load() (evalml.pipelines.components.transformers.LinearDiscriminantAn static method), 1020
load() (evalml.pipelines.components.transformers.LogTransformer static method), 1022
load() (evalml.pipelines.components.transformers.LSA static method), 1024
load() (evalml.pipelines.components.transformers.NaturalLanguageFeat static method), 1026
load() (evalml.pipelines.components.transformers.OneHotEncoder static method), 1029
load() (evalml.pipelines.components.transformers.Oversampler static method), 1032
load() (evalml.pipelines.components.transformers.PCA static method), 1034
load() (evalml.pipelines.components.transformers.PerColumnImputer static method), 1036
load() (evalml.pipelines.components.transformers.PolynomialDetrender static method), 1039
load() (evalml.pipelines.components.transformers.preprocessing.datetim static method), 900
load() (evalml.pipelines.components.transformers.preprocessing.DateTim static method), 935
load() (evalml.pipelines.components.transformers.preprocessing.DFSTra static method), 937
load() (evalml.pipelines.components.transformers.preprocessing.drop_nu static method), 903
load() (evalml.pipelines.components.transformers.preprocessing.drop_ro static method), 905
load() (evalml.pipelines.components.transformers.preprocessing.DropNu static method), 940
load() (evalml.pipelines.components.transformers.preprocessing.DropRo static method), 942

load() (evalml.pipelines.components.transformers.preprocessing.EmailFeaturizer static method), 944
load() (evalml.pipelines.components.transformers.preprocessing.DFSTransformer static method), 908
load() (evalml.pipelines.components.transformers.preprocessing.LogTransformer static method), 910
load() (evalml.pipelines.components.transformers.preprocessing.LogicalOperator static method), 946
load() (evalml.pipelines.components.transformers.preprocessing.LSA static method), 949
load() (evalml.pipelines.components.transformers.preprocessing.LSAA static method), 913
load() (evalml.pipelines.components.transformers.preprocessing.NaturalLanguageFeaturizer static method), 915
load() (evalml.pipelines.components.transformers.preprocessing.NaturalLanguageFeaturizer static method), 951
load() (evalml.pipelines.components.transformers.preprocessing.PolynomialDecomposer static method), 918
load() (evalml.pipelines.components.transformers.preprocessing.PolynomialDecomposer static method), 953
load() (evalml.pipelines.components.transformers.preprocessing.ReplaceNullableTypes static method), 921
load() (evalml.pipelines.components.transformers.preprocessing.ReplaceNullableTypes static method), 955
load() (evalml.pipelines.components.transformers.preprocessing.TextTransformer static method), 923
load() (evalml.pipelines.components.transformers.preprocessing.TextTransformer static method), 958
load() (evalml.pipelines.components.transformers.preprocessing.TimeSeriesFeaturizer static method), 927
load() (evalml.pipelines.components.transformers.preprocessing.TimeSeriesFeaturizer static method), 961
load() (evalml.pipelines.components.transformers.preprocessing.URLFeaturizer static method), 929
load() (evalml.pipelines.components.transformers.preprocessing.URLFeaturizer static method), 932
load() (evalml.pipelines.components.transformers.preprocessing.URLFeaturizer static method), 963
load() (evalml.pipelines.components.transformers.ReplaceNullableTypes static method), 1041
load() (evalml.pipelines.components.transformers.RFClassifierSelectFromModel static method), 1044
load() (evalml.pipelines.components.transformers.RFRegressorSelectFromModel static method), 1047
load() (evalml.pipelines.components.transformers.samplers.base_sampler.BaseSampler static method), 966
load() (evalml.pipelines.components.transformers.samplers.OverSampler static method), 975
load() (evalml.pipelines.components.transformers.samplers.OverSampler static method), 969
load() (evalml.pipelines.components.transformers.samplers.SMOTENCSampler static method), 978
load() (evalml.pipelines.components.transformers.samplers.SMOTENSampler static method), 972
load() (evalml.pipelines.components.transformers.scalers.standard_scaler.StandardScaler static method), 980
load() (evalml.pipelines.components.transformers.scalers.StandardScaler static method), 983
load() (evalml.pipelines.components.transformers.SelectByType static method), 1049
load() (evalml.pipelines.components.transformers.SelectColumns static method), 1051
load() (evalml.pipelines.components.transformers.SimpleImputer static method), 1053
load() (evalml.pipelines.components.transformers.StandardScaler static method), 1055
load() (evalml.pipelines.components.transformers.NaturalLanguageFeaturizer static method), 1058
load() (evalml.pipelines.components.transformers.TargetImputer static method), 1060
load() (evalml.pipelines.components.transformers.TimeSeriesFeaturizer static method), 1063
load() (evalml.pipelines.components.transformers.Transformer static method), 1066
load() (evalml.pipelines.components.transformer.transformer.Transformer static method), 995
load() (evalml.pipelines.components.transformers.Undersampler static method), 1069
load() (evalml.pipelines.components.transformers.URLFeaturizer static method), 1071
load() (evalml.pipelines.components.Undersampler static method), 1226
load() (evalml.pipelines.components.TimeSeriesFeaturizer static method), 1229
load() (evalml.pipelines.components.VowpalWabbitBinaryClassifier static method), 1231
load() (evalml.pipelines.components.VowpalWabbitMulticlassClassifier static method), 1233
load() (evalml.pipelines.components.VowpalWabbitRegressor static method), 1236
load() (evalml.pipelines.components.XGBoostClassifier static method), 1238
load() (evalml.pipelines.components.XGBoostRegressor static method), 1241
load() (evalml.pipelines.DecisionTreeClassifier static method), 1342
load() (evalml.pipelines.DecisionTreeRegressor static method), 1345
load() (evalml.pipelines.DFSTransformer static method), 1347
load() (evalml.pipelines.ElasticNetClassifier static method), 1350
load() (evalml.pipelines.ElasticNetRegressor static method), 1352
load() (evalml.pipelines.Estimator static method), 1355
load() (evalml.pipelines.ExponentialSmoothingRegressor static method), 1357

load() (*evalml.pipelines.ExtraTreesClassifier static method*), 1360
load() (*evalml.pipelines.ExtraTreesRegressor static method*), 1363
load() (*evalml.pipelines.FeatureSelector static method*), 1366
load() (*evalml.pipelines.KNeighborsClassifier static method*), 1368
load() (*evalml.pipelines.LightGBMClassifier static method*), 1371
load() (*evalml.pipelines.LightGBMRegressor static method*), 1374
load() (*evalml.pipelines.LinearRegressor static method*), 1376
load() (*evalml.pipelines.LogisticRegressionClassifier static method*), 1379
load() (*evalml.pipelines.multiclass_classification_pipeline.MulticlassClassificationPipeline static method*), 1264
load() (*evalml.pipelines.MulticlassClassificationPipeline static method*), 1384
load() (*evalml.pipelines.OneHotEncoder static method*), 1388
load() (*evalml.pipelines.PerColumnImputer static method*), 1391
load() (*evalml.pipelines.pipeline_base.PipelineBase static method*), 1270
load() (*evalml.pipelines.PipelineBase static method*), 1394
load() (*evalml.pipelines.ProphetRegressor static method*), 1398
load() (*evalml.pipelines.RandomForestClassifier static method*), 1400
load() (*evalml.pipelines.RandomForestRegressor static method*), 1403
load() (*evalml.pipelines.regression_pipeline.RegressionPipeline static method*), 1277
load() (*evalml.pipelines.RegressionPipeline static method*), 1407
load() (*evalml.pipelines.RFClassifierSelectFromModel static method*), 1411
load() (*evalml.pipelines.RFRegressorSelectFromModel static method*), 1414
load() (*evalml.pipelines.SimpleImputer static method*), 1416
load() (*evalml.pipelines.StackedEnsembleClassifier static method*), 1419
load() (*evalml.pipelines.StackedEnsembleRegressor static method*), 1422
load() (*evalml.pipelines.StandardScaler static method*), 1424
load() (*evalml.pipelines.SVMClassifier static method*), 1426
load() (*evalml.pipelines.SVMRegressor static method*), 1429
load() (*evalml.pipelines.TargetEncoder static method*), 1431
load() (*evalml.pipelines.time_series_classification_pipelines.TimeSeriesB static method*), 1283
load() (*evalml.pipelines.time_series_classification_pipelines.TimeSeriesC static method*), 1290
load() (*evalml.pipelines.time_series_classification_pipelines.TimeSeriesI static method*), 1296
load() (*evalml.pipelines.time_series_pipeline_base.TimeSeriesPipelineBa static method*), 1303
load() (*evalml.pipelines.time_series_regression_pipeline.TimeSeriesRegr static method*), 1309
load() (*evalml.pipelines.TimeSeriesBinaryClassificationPipeline static method*), 1436
load() (*evalml.pipelines.TimeSeriesClassificationPipeline static method*), 1443
load() (*evalml.pipelines.TimeSeriesFeaturizer static method*), 1448
load() (*evalml.pipelines.TimeSeriesMulticlassClassificationPipeline static method*), 1452
load() (*evalml.pipelines.TimeSeriesRegressionPipeline static method*), 1459
load() (*evalml.pipelines.Transformer static method*), 1463
load() (*evalml.pipelines.VowpalWabbitBinaryClassifier static method*), 1465
load() (*evalml.pipelines.VowpalWabbitMulticlassClassifier static method*), 1467
load() (*evalml.pipelines.VowpalWabbitRegressor static method*), 1470
load() (*evalml.pipelines.XGBoostClassifier static method*), 1472
load() (*evalml.pipelines.XGBoostRegressor static method*), 1474
load_breast_cancer() (*in module evalml.demos*), 341
load_breast_cancer() (*in module evalml.demos.breast_cancer*), 338
load_churn() (*in module evalml.demos*), 341
load_churn() (*in module evalml.demos.churn*), 339
load_data() (*in module evalml.preprocessing*), 1487
load_data() (*in module evalml.preprocessing.utils*), 1485
load_diabetes() (*in module evalml.demos*), 341
load_diabetes() (*in module evalml.demos.diabetes*), 339
load_fraud() (*in module evalml.demos*), 341
load_fraud() (*in module evalml.demos.fraud*), 340
load_weather() (*in module evalml.demos*), 342
load_weather() (*in module evalml.demos.weather*), 340
load_wine() (*in module evalml.demos*), 342
load_wine() (*in module evalml.demos.wine*), 341
log_error_callback() (*in module*

evalml.automl.callbacks), 233
log_subtitle() (*in module evalml.utils*), 1525
log_subtitle() (*in module evalml.utils.logger*), 1520
log_title() (*in module evalml.utils*), 1525
log_title() (*in module evalml.utils.logger*), 1520
logger (*in module evalml.automl.callbacks*), 233
logger (*in module evalml.objectives.sensitivity_low_alert*), 408
logger (*in module evalml.pipelines.component_graph*), 1260
logger (*in module evalml.pipelines.pipeline_base*), 1267
logger (*in module evalml.pipelines.utils*), 1313
logger (*in module evalml.tuners.skopt_tuner*), 1505
logger (*in module evalml.utils.gen_utils*), 1519
LogisticRegressionClassifier (*class in evalml.pipelines*), 1377
LogisticRegressionClassifier (*class in evalml.pipelines.components*), 1155
LogisticRegressionClassifier (*class in evalml.pipelines.components.estimators*), 798
LogisticRegressionClassifier (*class in evalml.pipelines.components.estimators.classifiers*), 644
LogisticRegressionClassifier (*class in evalml.pipelines.components.estimators.classifiers.logistic_regression_classifier*), 604
LogLossBinary (*class in evalml.objectives*), 518
LogLossBinary (*class in evalml.objectives.standard_metrics*), 438
LogLossMulticlass (*class in evalml.objectives*), 520
LogLossMulticlass (*class in evalml.objectives.standard_metrics*), 440
LogTransformer (*class in evalml.pipelines.components*), 1158
LogTransformer (*class in evalml.pipelines.components.transformers*), 1020
LogTransformer (*class in evalml.pipelines.components.transformers.preprocessing*), 945
LogTransformer (*class in evalml.pipelines.components.transformers.preprocessing.log_transformer*), 909
LSA (*class in evalml.pipelines.components*), 1160
LSA (*class in evalml.pipelines.components.transformers*), 1022
LSA (*class in evalml.pipelines.components.transformers.preprocessing*), 947
LSA (*class in evalml.pipelines.components.transformers.preprocessing.lsa*), 911

M

MAE (*class in evalml.objectives*), 521
MAE (*class in evalml.objectives.standard_metrics*), 441
make_balancing_dictionary() (*in module evalml.pipelines.components.utils*), 1078
make_data_splitter() (*in module evalml.automl*), 244
make_data_splitter() (*in module evalml.automl.utils*), 236
make_pipeline() (*in module evalml.pipelines.utils*), 1313
make_pipeline_from_actions() (*in module evalml.pipelines.utils*), 1313
make_timeseries_baseline_pipeline() (*in module evalml.pipelines.utils*), 1314
MAPE (*class in evalml.objectives*), 523
MAPE (*class in evalml.objectives.standard_metrics*), 443
MaxError (*class in evalml.objectives*), 525
MaxError (*class in evalml.objectives.standard_metrics*), 445
MCCBinary (*class in evalml.objectives*), 526
MCCBinary (*class in evalml.objectives.standard_metrics*), 446
MCCMulticlass (*class in evalml.objectives*), 529
MCCMulticlass (*class in evalml.objectives.standard_metrics*), 449
MeanSquaredLogError (*class in evalml.objectives*), 530
MeanSquaredLogError (*class in evalml.objectives.standard_metrics*), 450
MedianAE (*class in evalml.objectives*), 532
MedianAE (*class in evalml.objectives.standard_metrics*), 452
method (*in module evalml.utils.update_checker*), 1521
MethodPropertyNotFoundError, 343, 345
MissingComponentError, 343, 345
model_family() (*evalml.pipelines.binary_classification_pipeline.Binar property*), 1246
model_family() (*evalml.pipelines.BinaryClassificationPipeline property*), 1323
model_family() (*evalml.pipelines.classification_pipeline.Classification property*), 1253
model_family() (*evalml.pipelines.ClassificationPipeline property*), 1334
model_family() (*evalml.pipelines.components.Estimator property*), 1125
model_family() (*evalml.pipelines.components.estimators.Estimator property*), 777
model_family() (*evalml.pipelines.components.estimators.estimator.Est property*), 749
model_family() (*evalml.pipelines.Estimator property*), 1355
model_family() (*evalml.pipelines.multiclass_classification_pipeline.M property*), 1264

model_family() (*evalml.pipelines.MulticlassClassificationPipeline property*), 1384
model_family() (*evalml.pipelines.pipeline_base.PipelineBase property*), 1270
model_family() (*evalml.pipelines.PipelineBase property*), 1394
model_family() (*evalml.pipelines.regression_pipeline.RegressionPipeline property*), 1277
model_family() (*evalml.pipelines.RegressionPipeline property*), 1407
model_family() (*evalml.pipelines.time_series_classification_pipelines.TimeSeriesBinaryClassificationPipeline property*), 1283
model_family() (*evalml.pipelines.time_series_classification_pipelines.TimeSeriesClassificationPipeline property*), 1290
model_family() (*evalml.pipelines.time_series_classification_pipelines.TimeSeriesMulticlassClassificationPipeline property*), 1296
model_family() (*evalml.pipelines.time_series_pipeline_base.TimeSeriesPipelineBase property*), 1303
model_family() (*evalml.pipelines.time_series_regression_pipelines.TimeSeriesRegressionPipeline property*), 1309
model_family() (*evalml.pipelines.TimeSeriesBinaryClassificationPipeline property*), 1436
model_family() (*evalml.pipelines.TimeSeriesClassificationPipeline property*), 1443
model_family() (*evalml.pipelines.TimeSeriesMulticlassClassificationPipeline property*), 1452
model_family() (*evalml.pipelines.TimeSeriesRegressionPipeline property*), 1459
ModelFamily (*class in evalml.model_family*), 350
ModelFamily (*class in evalml.model_family.model_family*), 348
modifies_features() (*evalml.pipelines.components.component_base.ComponentBase property*), 1073
modifies_features() (*evalml.pipelines.components.ComponentBase property*), 1097
modifies_target() (*evalml.pipelines.components.component_base.ComponentBase property*), 1073
modifies_target() (*evalml.pipelines.components.ComponentBase property*), 1098
module
evalml, 192
evalml.automl, 192
evalml.automl.automl_algorithm, 192
evalml.automl.automl_algorithm.automl_algorithm, 192
evalml.automl.automl_algorithm.default_algorithm, 194
evalml.automl.automl_algorithm.iterative_algorithm, 197
evalml.automl.automl_search, 224
evalml.automl.callbacks, 232
evalml.automl.engine, 206
evalml.automl.engine.cf_engine, 206
evalml.automl.engine.dask_engine, 209
evalml.automl.engine.engine_base, 212
evalml.automl.engine.sequential_engine, 215
evalml.automl.pipeline_search_plots, 233
evalml.automl.utils, 234
evalml.data_checks, 247
evalml.data_checks.class_imbalance_data_check, 247
evalml.data_checks.data_check, 250
evalml.data_checks.data_check_action, 251
evalml.data_checks.data_check_action_code, 252
evalml.data_checks.data_check_action_option, 252
evalml.data_checks.data_check_message, 255
evalml.data_checks.data_check_message_code, 257
evalml.data_checks.data_check_message_type, 259
evalml.data_checks.data_checks, 260
evalml.data_checks.datetime_format_data_check, 261
evalml.data_checks.datetime_nan_data_check, 263
evalml.data_checks.default_data_checks, 265
evalml.data_checks.id_columns_data_check, 266
evalml.data_checks.invalid_target_data_check, 269
evalml.data_checks.multicollinearity_data_check 273
evalml.data_checks.natural_language_nan_data_ch 274
evalml.data_checks.no_variance_data_check, 276
evalml.data_checks.null_data_check, 279
evalml.data_checks.outliers_data_check, 283
evalml.data_checks.sparsity_data_check, 285
evalml.data_checks.target_distribution_data_che 287
evalml.data_checks.target_leakage_data_check,

289
evalml.data_checks.ts_parameters_data_check, 291
evalml.data_checks.ts_splitting_data_check, 293
evalml.data_checks.uniqueness_data_check, 294
evalml.data_checks.utils, 297
evalml.demos, 338
evalml.demos.breast_cancer, 338
evalml.demos.churn, 338
evalml.demos.diabetes, 339
evalml.demos.fraud, 339
evalml.demos.weather, 340
evalml.demos.wine, 340
evalml.exceptions, 342
evalml.exceptions.exceptions, 342
evalml.model_family, 347
evalml.model_family.model_family, 347
evalml.model_family.utils, 349
evalml.model_understanding, 351
evalml.model_understanding.decision_boundary, 358
evalml.model_understanding.feature_explanations, 359
evalml.model_understanding.force_plots, 361
evalml.model_understanding.graphs, 362
evalml.model_understanding.permutation_importance, 373
evalml.model_understanding.prediction_explanations, 351
evalml.model_understanding.prediction_explanations.explainers, 351
evalml.objectives, 389
evalml.objectives.binary_classification_objective, 389
evalml.objectives.cost_benefit_matrix, 392
evalml.objectives.fraud_cost, 395
evalml.objectives.lead_scoring, 398
evalml.objectives.multiclass_classification_objective, 401
evalml.objectives.objective_base, 403
evalml.objectives.regression_objective, 405
evalml.objectives.sensitivity_low_alert, 408
evalml.objectives.standard_metrics, 410
evalml.objectives.time_series_regression_objective, 474
evalml.objectives.utils, 476
evalml.pipelines, 563
evalml.pipelines.binary_classification_pipeline, 1242
evalml.pipelines.binary_classification_pipeline, 1249
evalml.pipelines.classification_pipeline, 1250
evalml.pipelines.component_graph, 1255
evalml.pipelines.components, 563
evalml.pipelines.components.component_base, 1072
evalml.pipelines.components.component_base_meta 1074
evalml.pipelines.components.ensemble, 563
evalml.pipelines.components.ensemble.stacked_en 563
evalml.pipelines.components.ensemble.stacked_en 566
evalml.pipelines.components.ensemble.stacked_en 569
evalml.pipelines.components.estimators, 581
evalml.pipelines.components.estimators.classifi 581
evalml.pipelines.components.estimators.classifi 581
evalml.pipelines.components.estimators.classifi 584
evalml.pipelines.components.estimators.classifi 587
evalml.pipelines.components.estimators.classifi 590
evalml.pipelines.components.estimators.classifi 593
evalml.pipelines.components.estimators.classifi 597
evalml.pipelines.components.estimators.classifi 600
evalml.pipelines.components.estimators.classifi 603
evalml.pipelines.components.estimators.classifi 607
evalml.pipelines.components.estimators.classifi 609
evalml.pipelines.components.estimators.classifi 612
evalml.pipelines.components.estimators.classifi 621
evalml.pipelines.components.estimators.estimato 747

evalml.pipelines.components.estimators.regressors, 660
evalml.pipelines.components.estimators.regressors.baseline_regressor, 660
evalml.pipelines.components.estimators.regressors.catboost_regressor, 663
evalml.pipelines.components.estimators.regressors.elastic_net_regressor, 666
evalml.pipelines.components.estimators.regressors.decision_tree_regressor, 669
evalml.pipelines.components.estimators.regressors.extra_trees_regressor, 672
evalml.pipelines.components.estimators.regressors.linear_regressor, 675
evalml.pipelines.components.estimators.regressors.exponential_smoothing_regressor, 679
evalml.pipelines.components.estimators.regressors.lightgbm_regressor, 682
evalml.pipelines.components.estimators.regressors.linear_regressor, 685
evalml.pipelines.components.estimators.regressors.prophet_regressor, 688
evalml.pipelines.components.estimators.regressors.rf_regressor, 691
evalml.pipelines.components.estimators.regressors.time_series_baseline_regressor, 694
evalml.pipelines.components.estimators.regressors.time_series_elastic_net_regressor, 697
evalml.pipelines.components.estimators.regressors.time_series_xgboost_regressor, 700
evalml.pipelines.components.estimators.regressors.xgboost_regressor, 703
evalml.pipelines.components.transformers, 828
evalml.pipelines.components.transformers.imputers, 984
evalml.pipelines.components.transformers.dim_reduction.lsa, 828
evalml.pipelines.components.transformers.dim_reduction.pca, 828
evalml.pipelines.components.transformers.dim_reduction.lda, 828
evalml.pipelines.components.transformers.sampler.base_sampler, 831
evalml.pipelines.components.transformers.sampler.transformer, 838
evalml.pipelines.components.transformers.sampler.oversampler, 839
evalml.pipelines.components.transformers.sampler.smote, 841
evalml.pipelines.components.transformers.target_encoder, 846
evalml.pipelines.components.transformers.imputer, 857
evalml.pipelines.components.transformers.feature_selection, 857
evalml.pipelines.components.transformers.feature_selection.rfe, 860
evalml.pipelines.components.transformers.feature_selection.rfecv, 864
evalml.pipelines.components.transformers.imputer.base_imputer, 876
evalml.pipelines.components.transformers.imputer.simple_imputer, 876
evalml.pipelines.components.transformers.imputer.time_series_imputer, 879
evalml.pipelines.components.transformers.imputer.time_series_regressor, 881
evalml.pipelines.components.transformers.imputer.delete_columns_transformer, 884
evalml.pipelines.components.transformers.preprocessing.text_transformer, 898
evalml.pipelines.components.transformers.preprocessing.datetime_featurizer, 898
evalml.pipelines.components.transformers.preprocessing.drop_columns_transformer, 901
evalml.pipelines.components.transformers.preprocessing.drop_rows_transformer, 903
evalml.pipelines.components.transformers.preprocessing.imputer, 906
evalml.pipelines.components.transformers.preprocessing.lsa, 909
evalml.pipelines.components.transformers.preprocessing.baseline_imputer, 911
evalml.pipelines.components.transformers.preprocessing.delete_columns_transformer, 914
evalml.pipelines.components.transformers.preprocessing.drop_rows_transformer, 916
evalml.pipelines.components.transformers.preprocessing.lsa, 919
evalml.pipelines.components.transformers.preprocessing.text_transformer, 922
evalml.pipelines.components.transformers.preprocessing.polynomial_decomposer, 924
evalml.pipelines.components.transformers.preprocessing.decomposer, 928
evalml.pipelines.components.transformers.sampler.base_sampler, 964
evalml.pipelines.components.transformers.sampler.transformer, 964
evalml.pipelines.components.transformers.sampler.oversampler, 967
evalml.pipelines.components.transformers.sampler.smote, 970
evalml.pipelines.components.transformers.scalers, 979
evalml.pipelines.components.transformers.scalers.standard_scaler, 979
evalml.pipelines.components.transformers.feature_selection.feature_selection_transformer, 993

evalml.pipelines.components.utils, 1075
evalml.pipelines.multiclass_classification_pipeline, 1260
evalml.pipelines.pipeline_base, 1266
evalml.pipelines.pipeline_meta, 1272
evalml.pipelines.regression_pipeline, 1273
evalml.pipelines.time_series_classification_pipelines, 1279
evalml.pipelines.time_series_pipeline_base, 1299
evalml.pipelines.time_series_regression_pipelines, 1305
evalml.pipelines.utils, 1312
evalml.preprocessing, 1475
evalml.preprocessing.data_splitters, 1475
evalml.preprocessing.data_splitters.no_split, 1476
evalml.preprocessing.data_splitters.time_series_split, 1477
evalml.preprocessing.data_splitters.training_validation_split, 1479
evalml.preprocessing.utils, 1484
evalml.problem_types, 1493
evalml.problem_types.problem_types, 1493
evalml.problem_types.utils, 1494
evalml.tuners, 1501
evalml.tuners.grid_search_tuner, 1501
evalml.tuners.random_search_tuner, 1502
evalml.tuners.skopt_tuner, 1504
evalml.tuners.tuner, 1506
evalml.tuners.tuner_exceptions, 1507
evalml.utils, 1513
evalml.utils.base_meta, 1513
evalml.utils.cli_utils, 1514
evalml.utils.gen_utils, 1515
evalml.utils.logger, 1520
evalml.utils.update_checker, 1521
evalml.utils.woodwork_utils, 1521
MSE (*class in evalml.objectives*), 533
MSE (*class in evalml.objectives.standard_metrics*), 453
MulticlassClassificationObjective (*class in evalml.objectives*), 535
MulticlassClassificationObjective (*class in evalml.objectives.multiclass_classification_objective*), 401
MulticlassClassificationPipeline (*class in evalml.pipelines*), 1380
MulticlassClassificationPipeline (*class in evalml.pipelines.multiclass_classification_pipeline*), 1260
MulticollinearityDataCheck (*class in evalml.data_checks*), 318
MulticollinearityDataCheck (*class in evalml.data_checks.multicollinearity_data_check*), 273

N

name() (*evalml.data_checks.class_imbalance_data_check.ClassImbalance method*), 248
name() (*evalml.data_checks.ClassImbalanceDataCheck method*), 299
name() (*evalml.data_checks.data_check.DataCheck method*), 250
name() (*evalml.data_checks.data_check_action_code.DataCheckActionCo method*), 252
name() (*evalml.data_checks.data_check_action_option.DCAOParameterA method*), 254
name() (*evalml.data_checks.data_check_action_option.DCAOParameterT method*), 255
name() (*evalml.data_checks.data_check_message_code.DataCheckMessa method*), 259
name() (*evalml.data_checks.data_check_message_type.DataCheckMessag method*), 260
name() (*evalml.data_checks.DataCheck method*), 301
name() (*evalml.data_checks.DataCheckActionCode method*), 302
name() (*evalml.data_checks.DataCheckMessageCode method*), 306
name() (*evalml.data_checks.DataCheckMessageType method*), 306
name() (*evalml.data_checks.datetime_format_data_check.DateTimeForma method*), 261
name() (*evalml.data_checks.datetime_nan_data_check.DateTimeNaNData method*), 263
name() (*evalml.data_checks.DateTimeFormatDataCheck method*), 307
name() (*evalml.data_checks.DateTimeNaNDataCheck method*), 309
name() (*evalml.data_checks.DCAOParameterAllowedValuesType method*), 310
name() (*evalml.data_checks.DCAOParameterType method*), 311
name() (*evalml.data_checks.id_columns_data_check.IDColumnsDataChe method*), 267
name() (*evalml.data_checks.IDColumnsDataCheck method*), 313
name() (*evalml.data_checks.invalid_target_data_check.InvalidTargetData method*), 270
name() (*evalml.data_checks.InvalidTargetDataCheck method*), 315
name() (*evalml.data_checks.multicollinearity_data_check.Multicollinearit method*), 273

name() (*evalml.data_checks.MulticollinearityDataCheck method*), 318
name() (*evalml.data_checks.natural_language_nan_data_check.NaturalLanguageNaNDataCheck method*), 275
name() (*evalml.data_checks.NaturalLanguageNaNDataCheck method*), 319
name() (*evalml.data_checks.no_variance_data_check.NoVarianceDataCheck method*), 276
name() (*evalml.data_checks.NoVarianceDataCheck method*), 320
name() (*evalml.data_checks.null_data_check.NullDataCheck method*), 280
name() (*evalml.data_checks.NullDataCheck method*), 323
name() (*evalml.data_checks.outliers_data_check.OutliersDataCheck method*), 284
name() (*evalml.data_checks.OutliersDataCheck method*), 327
name() (*evalml.data_checks.sparsity_data_check.SparsityDataCheck method*), 286
name() (*evalml.data_checks.SparsityDataCheck method*), 329
name() (*evalml.data_checks.target_distribution_data_check.TargetDistributionDataCheck method*), 288
name() (*evalml.data_checks.target_leakage_data_check.TargetLeakageDataCheck method*), 290
name() (*evalml.data_checks.TargetDistributionDataCheck method*), 330
name() (*evalml.data_checks.TargetLeakageDataCheck method*), 332
name() (*evalml.data_checks.TimeSeriesParametersDataCheck method*), 333
name() (*evalml.data_checks.TimeSeriesSplittingDataCheck method*), 335
name() (*evalml.data_checks.ts_parameters_data_check.TimeSeriesParametersDataCheck method*), 292
name() (*evalml.data_checks.ts_splitting_data_check.TimeSeriesSplittingDataCheck method*), 293
name() (*evalml.data_checks.uniqueness_data_check.UniquenessDataCheck method*), 295
name() (*evalml.data_checks.UniquenessDataCheck method*), 336
name() (*evalml.exceptions.exceptions.PartialDependenceErrorCode method*), 344
name() (*evalml.exceptions.exceptions.ValidationErrorCode method*), 345
name() (*evalml.exceptions.PartialDependenceErrorCode method*), 346
name() (*evalml.exceptions.ValidationErrorCode method*), 347
name() (*evalml.model_family.model_family.ModelFamily method*), 348
name() (*evalml.model_family.ModelFamily method*), 350
name() (*evalml.model_understanding.prediction_explanations.explainers.explainNoMachineLearningPredictions method*), 355
name() (*evalml.objectives.binary_classification_objective.BinaryClassificationObjective property*), 391
name() (*evalml.objectives.BinaryClassificationObjective property*), 497
name() (*evalml.objectives.multiclass_classification_objective.MulticlassClassificationObjective property*), 402
name() (*evalml.objectives.MulticlassClassificationObjective property*), 536
name() (*evalml.objectives.objective_base.ObjectiveBase property*), 404
name() (*evalml.objectives.ObjectiveBase property*), 538
name() (*evalml.objectives.regression_objective.RegressionObjective property*), 407
name() (*evalml.objectives.RegressionObjective property*), 556
name() (*evalml.objectives.time_series_regression_objective.TimeSeriesRegressionObjective property*), 475
name() (*evalml.pipelines.binary_classification_pipeline.BinaryClassificationPipeline property*), 1246
name() (*evalml.pipelines.BinaryClassificationPipeline property*), 1322
name() (*evalml.pipelines.classification_pipeline.ClassificationPipeline property*), 1243
name() (*evalml.pipelines.ClassificationPipeline property*), 1334
name() (*evalml.pipelines.components.component_base.ComponentBase property*), 1074
name() (*evalml.pipelines.components.ComponentBase property*), 1098
name() (*evalml.pipelines.components.ensemble.stacked_ensemble_base.StackedEnsembleBase property*), 565
name() (*evalml.pipelines.components.ensemble.StackedEnsembleBase property*), 574
name() (*evalml.pipelines.components.Estimator property*), 1126
name() (*evalml.pipelines.components.estimators.classifiers.vowpal_wabbit_classifier.VowpalWabbitClassifier property*), 615
name() (*evalml.pipelines.components.estimators.Estimator property*), 777
name() (*evalml.pipelines.components.estimators.estimator.Estimator property*), 749
name() (*evalml.pipelines.components.FeatureSelector property*), 1136
name() (*evalml.pipelines.components.Transformer property*), 1224
name() (*evalml.pipelines.components.transformers.column_selectors.ColumnSelector property*), 986
name() (*evalml.pipelines.components.transformers.feature_selection.feature_selection_base.FeatureSelectionBase property*), 860
name() (*evalml.pipelines.components.transformers.feature_selection.FeatureSelectionBase property*), 869
name() (*evalml.pipelines.components.transformers.FeatureSelector*

property), 1012
name() (evalml.pipelines.components.transformers.preprocessing.text_transformer.TextTransformer property), 924
name() (evalml.pipelines.components.transformers.preprocessing.TextTransformer property), 958
name() (evalml.pipelines.components.transformers.samplers.base_sampler.BaseSampler property), 966
name() (evalml.pipelines.components.transformers.Transformer property), 1066
name() (evalml.pipelines.components.transformers.transformer.Transformer property), 995
name() (evalml.pipelines.Estimator property), 1355
name() (evalml.pipelines.FeatureSelector property), 1366
name() (evalml.pipelines.multiclass_classification_pipeline.MulticlassClassificationPipeline property), 1264
name() (evalml.pipelines.MulticlassClassificationPipeline property), 1384
name() (evalml.pipelines.pipeline_base.PipelineBase property), 1270
name() (evalml.pipelines.PipelineBase property), 1394
name() (evalml.pipelines.regression_pipeline.RegressionPipeline property), 1277
name() (evalml.pipelines.RegressionPipeline property), 1407
name() (evalml.pipelines.time_series_classification_pipelines.TimeSeriesBinaryClassificationPipeline property), 1283
name() (evalml.pipelines.time_series_classification_pipelines.TimeSeriesClassificationPipeline property), 1290
name() (evalml.pipelines.time_series_classification_pipelines.TimeSeriesMulticlassClassificationPipeline property), 1297
name() (evalml.pipelines.time_series_pipeline_base.TimeSeriesPipelineBase property), 1303
name() (evalml.pipelines.time_series_regression_pipeline.TimeSeriesRegressionPipeline property), 1309
name() (evalml.pipelines.TimeSeriesBinaryClassificationPipeline property), 1436
name() (evalml.pipelines.TimeSeriesClassificationPipeline property), 1443
name() (evalml.pipelines.TimeSeriesMulticlassClassificationPipeline property), 1452
name() (evalml.pipelines.TimeSeriesRegressionPipeline property), 1459
name() (evalml.pipelines.Transformer property), 1463
name() (evalml.problem_types.problem_types.ProblemTypes method), 1494
name() (evalml.problem_types.ProblemTypes method), 1500
NaturalLanguageFeaturizer (class in evalml.pipelines.components), 1162
NaturalLanguageFeaturizer (class in evalml.pipelines.components.transformers), 1025
NaturalLanguageFeaturizer (class in evalml.pipelines.components.transformers.preprocessing), 949
NaturalLanguageFeaturizer (class in evalml.pipelines.components.transformers.preprocessing.natural_language_featurizer), 914
NaturalLanguageNaNDataCheck (class in evalml.data_checks), 319
NaturalLanguageNaNDataCheck (class in evalml.data_checks.natural_language_nan_data_check), 375
needs_fitting() (evalml.pipelines.ARIMARegressor method), 1318
needs_fitting() (evalml.pipelines.CatBoostClassifier method), 1327
needs_fitting() (evalml.pipelines.CatBoostRegressor method), 1330
needs_fitting() (evalml.pipelines.components.ARIMARegressor method), 1085
needs_fitting() (evalml.pipelines.components.BaselineClassifier method), 1088
needs_fitting() (evalml.pipelines.components.BaselineRegressor method), 1090
needs_fitting() (evalml.pipelines.components.CatBoostClassifier method), 1093
needs_fitting() (evalml.pipelines.components.CatBoostRegressor method), 1095
needs_fitting() (evalml.pipelines.components.component_base.ComponentBase method), 1574
needs_fitting() (evalml.pipelines.components.ComponentBase method), 1098
needs_fitting() (evalml.pipelines.components.DateTimeFeaturizer method), 1101
needs_fitting() (evalml.pipelines.components.DecisionTreeClassifier method), 1104
needs_fitting() (evalml.pipelines.components.DecisionTreeRegressor method), 1107
needs_fitting() (evalml.pipelines.components.DFSTransformer method), 1109
needs_fitting() (evalml.pipelines.components.DropNullColumns method), 1113
needs_fitting() (evalml.pipelines.components.DropRowsTransformer method), 1115
needs_fitting() (evalml.pipelines.components.ElasticNetClassifier method), 1118
needs_fitting() (evalml.pipelines.components.ElasticNetRegressor method), 1120
needs_fitting() (evalml.pipelines.components.EmailFeaturizer method), 1123
needs_fitting() (evalml.pipelines.components.ensemble.stacked_ensemble method), 565
needs_fitting() (evalml.pipelines.components.ensemble.stacked_ensemble method), 568
needs_fitting() (evalml.pipelines.components.ensemble.stacked_ensemble method), 571

needs_fitting() (*evalml.pipelines.components.ensemble.StackedEnsembleBase method*), 574
needs_fitting() (*evalml.pipelines.components.ensemble.StackedEnsembleClassifier method*), 577
needs_fitting() (*evalml.pipelines.components.ensemble.StackedEnsembleRegressor method*), 580
needs_fitting() (*evalml.pipelines.components.Estimator method*), 1125
needs_fitting() (*evalml.pipelines.components.estimators.ARIMARegressor method*), 753
needs_fitting() (*evalml.pipelines.components.estimators.BaselineClassifier method*), 756
needs_fitting() (*evalml.pipelines.components.estimators.BaselineRegressor method*), 758
needs_fitting() (*evalml.pipelines.components.estimators.CatBoostClassifier method*), 761
needs_fitting() (*evalml.pipelines.components.estimators.CatBoostRegressor method*), 763
needs_fitting() (*evalml.pipelines.components.estimators.classifiers.baseline.BaselineClassifier method*), 583
needs_fitting() (*evalml.pipelines.components.estimators.classifiers.CatBoostClassifier method*), 626
needs_fitting() (*evalml.pipelines.components.estimators.classifiers.ElasticNetClassifier method*), 586
needs_fitting() (*evalml.pipelines.components.estimators.classifiers.CatBoostClassifier method*), 629
needs_fitting() (*evalml.pipelines.components.estimators.classifiers.DecisionTreeClassifier method*), 589
needs_fitting() (*evalml.pipelines.components.estimators.classifiers.DecisionTreeClassifier method*), 631
needs_fitting() (*evalml.pipelines.components.estimators.classifiers.ElasticNetClassifier method*), 593
needs_fitting() (*evalml.pipelines.components.estimators.classifiers.ElasticNetClassifier method*), 634
needs_fitting() (*evalml.pipelines.components.estimators.classifiers.ExtraTreesClassifier method*), 596
needs_fitting() (*evalml.pipelines.components.estimators.classifiers.ExtraTreesClassifier method*), 637
needs_fitting() (*evalml.pipelines.components.estimators.classifiers.KNeighborsClassifier method*), 599
needs_fitting() (*evalml.pipelines.components.estimators.classifiers.KNeighborsClassifier method*), 640
needs_fitting() (*evalml.pipelines.components.estimators.classifiers.LightGBMClassifier method*), 603
needs_fitting() (*evalml.pipelines.components.estimators.classifiers.LightGBMClassifier method*), 643
needs_fitting() (*evalml.pipelines.components.estimators.classifiers.LogisticRegressionClassifier method*), 606
needs_fitting() (*evalml.pipelines.components.estimators.classifiers.LogisticRegressionClassifier method*), 646
needs_fitting() (*evalml.pipelines.components.estimators.classifiers.RandomForestClassifier method*), 649
needs_fitting() (*evalml.pipelines.components.estimators.classifiers.RandomForestClassifier method*), 609
needs_fitting() (*evalml.pipelines.components.estimators.classifiers.s method*), 612
needs_fitting() (*evalml.pipelines.components.estimators.classifiers.S method*), 651
needs_fitting() (*evalml.pipelines.components.estimators.classifiers.v method*), 615
needs_fitting() (*evalml.pipelines.components.estimators.classifiers.v method*), 617
needs_fitting() (*evalml.pipelines.components.estimators.classifiers.v method*), 620
needs_fitting() (*evalml.pipelines.components.estimators.classifiers.V method*), 654
needs_fitting() (*evalml.pipelines.components.estimators.classifiers.V method*), 656
needs_fitting() (*evalml.pipelines.components.estimators.classifiers.x method*), 623
needs_fitting() (*evalml.pipelines.components.estimators.classifiers.X method*), 659
needs_fitting() (*evalml.pipelines.components.estimators.DecisionTr method*), 766
needs_fitting() (*evalml.pipelines.components.estimators.DecisionTr method*), 770
needs_fitting() (*evalml.pipelines.components.estimators.ElasticNetC method*), 772
needs_fitting() (*evalml.pipelines.components.estimators.ElasticNetR method*), 775
needs_fitting() (*evalml.pipelines.components.estimators.Estimator method*), 777
needs_fitting() (*evalml.pipelines.components.estimators.estimator.E method*), 749
needs_fitting() (*evalml.pipelines.components.estimators.Exponentia method*), 780
needs_fitting() (*evalml.pipelines.components.estimators.ExtraTrees method*), 783
needs_fitting() (*evalml.pipelines.components.estimators.ExtraTrees method*), 786
needs_fitting() (*evalml.pipelines.components.estimators.KNeighbor method*), 789
needs_fitting() (*evalml.pipelines.components.estimators.LightGBM method*), 792
needs_fitting() (*evalml.pipelines.components.estimators.LightGBM method*), 795
needs_fitting() (*evalml.pipelines.components.estimators.LinearRegr method*), 797
needs_fitting() (*evalml.pipelines.components.estimators.LogisticReg method*), 800
needs_fitting() (*evalml.pipelines.components.estimators.LogisticRegr method*), 803
needs_fitting() (*evalml.pipelines.components.estimators.RandomFo method*), 805
needs_fitting() (*evalml.pipelines.components.estimators.RandomFo method*), 808
needs_fitting() (*evalml.pipelines.components.estimators.regressors. method*), 662

needs_fitting() (evalml.pipelines.components.estimators.regressors.ARIMARegressor method), 709
needs_fitting() (evalml.pipelines.components.estimators.regressors.baseline_regressor.BaselineRegressor method), 665
needs_fitting() (evalml.pipelines.components.estimators.regressors.BaselineRegressor method), 711
needs_fitting() (evalml.pipelines.components.estimators.regressors.catboost_regressor.CatBoostRegressor method), 668
needs_fitting() (evalml.pipelines.components.estimators.regressors.CatBoostRegressor method), 714
needs_fitting() (evalml.pipelines.components.estimators.regressors.decision_tree_regressor.DecisionTreeRegressor method), 671
needs_fitting() (evalml.pipelines.components.estimators.regressors.DecisionTreeRegressor method), 717
needs_fitting() (evalml.pipelines.components.estimators.regressors.elastic_net_regressor.ElasticNetRegressor method), 674
needs_fitting() (evalml.pipelines.components.estimators.regressors.ElasticNetRegressor method), 720
needs_fitting() (evalml.pipelines.components.estimators.regressors.extra_trees_regressor.ExtraTreesRegressor method), 678
needs_fitting() (evalml.pipelines.components.estimators.regressors.exponential_smoothing_regressor.ExponentialSmoothingRegressor method), 681
needs_fitting() (evalml.pipelines.components.estimators.regressors.ExponentialSmoothingRegressor method), 722
needs_fitting() (evalml.pipelines.components.estimators.regressors.ExtraTreesRegressor method), 725
needs_fitting() (evalml.pipelines.components.estimators.regressors.lightgbm_regressor.LightGBMRegressor method), 684
needs_fitting() (evalml.pipelines.components.estimators.regressors.LightGBMRegressor method), 728
needs_fitting() (evalml.pipelines.components.estimators.regressors.linear_regressor.LinearRegressor method), 687
needs_fitting() (evalml.pipelines.components.estimators.regressors.LinearRegressor method), 731
needs_fitting() (evalml.pipelines.components.estimators.regressors.prophet_regressor.ProphetRegressor method), 690
needs_fitting() (evalml.pipelines.components.estimators.regressors.ProphetRegressor method), 733
needs_fitting() (evalml.pipelines.components.estimators.regressors.random_forest_regressor.RandomForestRegressor method), 736
needs_fitting() (evalml.pipelines.components.estimators.regressors.RandomForestRegressor method), 693
needs_fitting() (evalml.pipelines.components.estimators.regressors.svm_regressor.SVMRegressor method), 696
needs_fitting() (evalml.pipelines.components.estimators.regressors.SVMRegressor method), 738
needs_fitting() (evalml.pipelines.components.estimators.regressors.time_series_baseline_estimator.TimeSeriesBaselineEstimator method), 699
needs_fitting() (evalml.pipelines.components.estimators.regressors.TimeSeriesBaselineEstimator method), 741
needs_fitting() (evalml.pipelines.components.estimators.regressors.vowpal_wabbit_regressors.VowpalWabbitBaseRegressor method), 702
needs_fitting() (evalml.pipelines.components.estimators.regressors.VowpalWabbitBaseRegressor method), 743
needs_fitting() (evalml.pipelines.components.estimators.regressors.VowpalWabbitRegressor method), 705
needs_fitting() (evalml.pipelines.components.estimators.regressors.VowpalWabbitRegressor method), 746
needs_fitting() (evalml.pipelines.components.estimators.SVMClassifier method), 810
needs_fitting() (evalml.pipelines.components.estimators.SVMRegressor method), 813
needs_fitting() (evalml.pipelines.components.estimators.TimeSeriesBaselineEstimator method), 815
needs_fitting() (evalml.pipelines.components.estimators.VowpalWabbitBaseClassifier method), 817
needs_fitting() (evalml.pipelines.components.estimators.VowpalWabbitBaseClassifier method), 820
needs_fitting() (evalml.pipelines.components.estimators.VowpalWabbitBaseRegressor method), 822
needs_fitting() (evalml.pipelines.components.estimators.VowpalWabbitBaseRegressor method), 825
needs_fitting() (evalml.pipelines.components.estimators.XGBoostClassifier method), 827
needs_fitting() (evalml.pipelines.components.estimators.XGBoostRegressor method), 1128
needs_fitting() (evalml.pipelines.components.ExponentialSmoothingRegressor method), 1131
needs_fitting() (evalml.pipelines.components.ExtraTreesClassifier method), 1134
needs_fitting() (evalml.pipelines.components.ExtraTreesRegressor method), 1136
needs_fitting() (evalml.pipelines.components.LightGBMFeatureSelector method), 1139
needs_fitting() (evalml.pipelines.components.LightGBMRegressor method), 1142
needs_fitting() (evalml.pipelines.components.Imputer method), 1144
needs_fitting() (evalml.pipelines.components.KNeighborsClassifier method), 1147
needs_fitting() (evalml.pipelines.components.LabelEncoder method), 1150
needs_fitting() (evalml.pipelines.components.LinearDiscriminantAnalysis method), 1152
needs_fitting() (evalml.pipelines.components.LinearRegressor method), 1155
needs_fitting() (evalml.pipelines.components.LogisticRegressionClassifier method), 1157
needs_fitting() (evalml.pipelines.components.LogTransformer method), 1160
needs_fitting() (evalml.pipelines.components.LSA method), 1162
needs_fitting() (evalml.pipelines.components.NaturalLanguageFeatures method), 1164
needs_fitting() (evalml.pipelines.components.OneHotEncoder method), 1167
needs_fitting() (evalml.pipelines.components.Oversampler method), 1170

needs_fitting() (*evalml.pipelines.components.PCA method*), 1172
needs_fitting() (*evalml.pipelines.components.PerColumnImputer method*), 1174
needs_fitting() (*evalml.pipelines.components.PolynomialDetrender method*), 1177
needs_fitting() (*evalml.pipelines.components.ProphetRegressor method*), 1179
needs_fitting() (*evalml.pipelines.components.RandomForestClassifier method*), 1181
needs_fitting() (*evalml.pipelines.components.RandomForestRegressor method*), 1184
needs_fitting() (*evalml.pipelines.components.ReplaceNullableTypes method*), 1186
needs_fitting() (*evalml.pipelines.components.RFClassifierSelectFromModel method*), 1189
needs_fitting() (*evalml.pipelines.components.RFRegressorSelectFromModel method*), 1192
needs_fitting() (*evalml.pipelines.components.SimpleImputer method*), 1198
needs_fitting() (*evalml.pipelines.components.StackedEnsembleClassifier method*), 1201
needs_fitting() (*evalml.pipelines.components.StackedEnsembleRegressor method*), 1204
needs_fitting() (*evalml.pipelines.components.StandardScaler method*), 1206
needs_fitting() (*evalml.pipelines.components.SVMClassifier method*), 1208
needs_fitting() (*evalml.pipelines.components.SVMRegressor method*), 1211
needs_fitting() (*evalml.pipelines.components.TargetEncoder method*), 1214
needs_fitting() (*evalml.pipelines.components.TargetImputer method*), 1216
needs_fitting() (*evalml.pipelines.components.TimeSeriesBaselineEstimator method*), 1218
needs_fitting() (*evalml.pipelines.components.Transformer method*), 1224
needs_fitting() (*evalml.pipelines.components.transformers.column_selectors.ColumnSelector method*), 986
needs_fitting() (*evalml.pipelines.components.transformers.DateTimeFeaturizer method*), 999
needs_fitting() (*evalml.pipelines.components.transformers.DFSTransformer method*), 1001
needs_fitting() (*evalml.pipelines.components.transformers.dimensionality_reduction.LinearDiscriminantAnalysis method*), 830
needs_fitting() (*evalml.pipelines.components.transformers.dimensionality_reduction.LinearDiscriminantAnalysis method*), 835
needs_fitting() (*evalml.pipelines.components.transformers.dimensionality_reduction.PCA method*), 838
needs_fitting() (*evalml.pipelines.components.transformers.dimensionality_reduction.PCA method*), 833
needs_fitting() (*evalml.pipelines.components.transformers.DropNullColumns method*), 1005
needs_fitting() (*evalml.pipelines.components.transformers.DropRow method*), 1008
needs_fitting() (*evalml.pipelines.components.transformers.EmailFea method*), 1010
needs_fitting() (*evalml.pipelines.components.transformers.encoders method*), 841
needs_fitting() (*evalml.pipelines.components.transformers.encoders method*), 851
needs_fitting() (*evalml.pipelines.components.transformers.encoders method*), 844
needs_fitting() (*evalml.pipelines.components.transformers.encoders method*), 854
needs_fitting() (*evalml.pipelines.components.transformers.encoders method*), 848
needs_fitting() (*evalml.pipelines.components.transformers.encoders method*), 857
needs_fitting() (*evalml.pipelines.components.transformers.feature_s method*), 860
needs_fitting() (*evalml.pipelines.components.transformers.feature_s method*), 869
needs_fitting() (*evalml.pipelines.components.transformers.feature_s method*), 863
needs_fitting() (*evalml.pipelines.components.transformers.feature_s method*), 866
needs_fitting() (*evalml.pipelines.components.transformers.feature_s method*), 872
needs_fitting() (*evalml.pipelines.components.transformers.feature_s method*), 875
needs_fitting() (*evalml.pipelines.components.transformers.FeatureS method*), 1012
needs_fitting() (*evalml.pipelines.components.transformers.Imputer method*), 1015
needs_fitting() (*evalml.pipelines.components.transformers.imputers method*), 890
needs_fitting() (*evalml.pipelines.components.transformers.imputers method*), 878
needs_fitting() (*evalml.pipelines.components.transformers.imputers method*), 881
needs_fitting() (*evalml.pipelines.components.transformers.imputers method*), 892
needs_fitting() (*evalml.pipelines.components.transformers.imputers method*), 884
needs_fitting() (*evalml.pipelines.components.transformers.imputers method*), 895
needs_fitting() (*evalml.pipelines.components.transformers.imputers method*), 886
needs_fitting() (*evalml.pipelines.components.transformers.imputers method*), 897
needs_fitting() (*evalml.pipelines.components.transformers.LabelEn method*), 1017
needs_fitting() (*evalml.pipelines.components.transformers.LinearDi method*), 1020
needs_fitting() (*evalml.pipelines.components.transformers.LogTran method*), 1022

needs_fitting() (evalml.pipelines.components.transformers.LSA method), 1024
needs_fitting() (evalml.pipelines.components.transformers.NaturalLanguageFeaturizer method), 1026
needs_fitting() (evalml.pipelines.components.transformers.OneHotEncoder method), 1029
needs_fitting() (evalml.pipelines.components.transformers.Oversampler method), 1032
needs_fitting() (evalml.pipelines.components.transformers.PCA method), 1034
needs_fitting() (evalml.pipelines.components.transformers.PerColumnImputer method), 1036
needs_fitting() (evalml.pipelines.components.transformers.PolynomialDetrender method), 1039
needs_fitting() (evalml.pipelines.components.transformers.preprocessing.datetime.DatetimeFeaturizer method), 900
needs_fitting() (evalml.pipelines.components.transformers.preprocessing.DateTimeFeaturizer method), 935
needs_fitting() (evalml.pipelines.components.transformers.preprocessing.DFSTransformer method), 938
needs_fitting() (evalml.pipelines.components.transformers.preprocessing.drop_columns.DropColumns method), 903
needs_fitting() (evalml.pipelines.components.transformers.preprocessing.drop_rows.DropRowsTransformer method), 905
needs_fitting() (evalml.pipelines.components.transformers.preprocessing.DropNullColumns method), 940
needs_fitting() (evalml.pipelines.components.transformers.preprocessing.DropRowsTransformer method), 942
needs_fitting() (evalml.pipelines.components.transformers.preprocessing.EmailFeaturizer method), 944
needs_fitting() (evalml.pipelines.components.transformers.preprocessing.featuretools.DFSTransformer method), 908
needs_fitting() (evalml.pipelines.components.transformers.preprocessing.log_transformer.LogTransformer method), 910
needs_fitting() (evalml.pipelines.components.transformers.preprocessing.LogTransformer method), 946
needs_fitting() (evalml.pipelines.components.transformers.preprocessing.LSA method), 949
needs_fitting() (evalml.pipelines.components.transformers.preprocessing.lsa.LSA method), 913
needs_fitting() (evalml.pipelines.components.transformers.preprocessing.natural_language.featurization.NaturalLanguageFeaturizer method), 916
needs_fitting() (evalml.pipelines.components.transformers.preprocessing.NaturalLanguageFeaturizer method), 951
needs_fitting() (evalml.pipelines.components.transformers.preprocessing.polynomial_detrender.PolynomialDetrender method), 918
needs_fitting() (evalml.pipelines.components.transformers.preprocessing.PolynomialDetrender method), 953
needs_fitting() (evalml.pipelines.components.transformers.preprocessing.replace_nullable_types.ReplaceNullableTypes method), 921
needs_fitting() (evalml.pipelines.components.transformers.preprocessing.ReplaceNullableTypes method), 956
needs_fitting() (evalml.pipelines.components.transformers.preprocessing.text.TextFeaturizer method), 924
needs_fitting() (evalml.pipelines.components.transformers.preprocessing.text.TextFeaturizer method), 958
needs_fitting() (evalml.pipelines.components.transformers.preprocessing.text.TextFeaturizer method), 930
needs_fitting() (evalml.pipelines.components.transformers.preprocessing.text.TextFeaturizer method), 932
needs_fitting() (evalml.pipelines.components.transformers.preprocessing.text.TextFeaturizer method), 963
needs_fitting() (evalml.pipelines.components.transformers.ReplaceNullableTypes method), 1041
needs_fitting() (evalml.pipelines.components.transformers.RFClassifierRFE method), 1044
needs_fitting() (evalml.pipelines.components.transformers.RFRegressorRFE method), 1047
needs_fitting() (evalml.pipelines.components.transformers.samplers.base_sampler.BaseSampler method), 966
needs_fitting() (evalml.pipelines.components.transformers.samplers.BaseSampler method), 975
needs_fitting() (evalml.pipelines.components.transformers.samplers.base_undersampler.BaseUndersampler method), 978
needs_fitting() (evalml.pipelines.components.transformers.samplers.BaseUndersampler method), 972
needs_fitting() (evalml.pipelines.components.transformers.scalers.StandardScaler method), 981
needs_fitting() (evalml.pipelines.components.transformers.scalers.StandardScaler method), 983
needs_fitting() (evalml.pipelines.components.transformers.SimpleImputer method), 1053
needs_fitting() (evalml.pipelines.components.transformers.StandardScaler method), 1055
needs_fitting() (evalml.pipelines.components.transformers.target_encoder.TargetEncoder method), 1058
needs_fitting() (evalml.pipelines.components.transformers.TargetImputer method), 1060
needs_fitting() (evalml.pipelines.components.transformers.TransformerMixin method), 1066
needs_fitting() (evalml.pipelines.components.transformers.transformer.Transformer method), 995
needs_fitting() (evalml.pipelines.components.transformers.text_featurizer.TextFeaturizer method), 1069
needs_fitting() (evalml.pipelines.components.transformers.URLFeaturizer method), 1071
needs_fitting() (evalml.pipelines.components.UndersampleOversampler method), 1227
needs_fitting() (evalml.pipelines.components.VowpalWabbitBinaryClassifier method), 1229
needs_fitting() (evalml.pipelines.components.VowpalWabbitMulticlassClassifier method), 1231
needs_fitting() (evalml.pipelines.components.VowpalWabbitRegressor method), 1233
needs_fitting() (evalml.pipelines.components.VowpalWabbitRegressorEstimator method), 1236

needs_fitting() (*evalml.pipelines.components.XGBoostClassifier method*), 1238
needs_fitting() (*evalml.pipelines.components.XGBoostRegressor method*), 1241
needs_fitting() (*evalml.pipelines.DecisionTreeClassifier method*), 1342
needs_fitting() (*evalml.pipelines.DecisionTreeRegressor method*), 1345
needs_fitting() (*evalml.pipelines.DFSTransformer method*), 1347
needs_fitting() (*evalml.pipelines.ElasticNetClassifier method*), 1350
needs_fitting() (*evalml.pipelines.ElasticNetRegressor method*), 1352
needs_fitting() (*evalml.pipelines.Estimator method*), 1355
needs_fitting() (*evalml.pipelines.ExponentialSmoothingRegressor method*), 1357
needs_fitting() (*evalml.pipelines.ExtraTreesClassifier method*), 1360
needs_fitting() (*evalml.pipelines.ExtraTreesRegressor method*), 1363
needs_fitting() (*evalml.pipelines.FeatureSelector method*), 1366
needs_fitting() (*evalml.pipelines.KNeighborsClassifier method*), 1369
needs_fitting() (*evalml.pipelines.LightGBMClassifier method*), 1371
needs_fitting() (*evalml.pipelines.LightGBMRegressor method*), 1374
needs_fitting() (*evalml.pipelines.LinearRegressor method*), 1377
needs_fitting() (*evalml.pipelines.LogisticRegressionClassifier method*), 1379
needs_fitting() (*evalml.pipelines.OneHotEncoder method*), 1388
needs_fitting() (*evalml.pipelines.PerColumnImputer method*), 1391
needs_fitting() (*evalml.pipelines.ProphetRegressor method*), 1398
needs_fitting() (*evalml.pipelines.RandomForestClassifier method*), 1400
needs_fitting() (*evalml.pipelines.RandomForestRegressor method*), 1403
needs_fitting() (*evalml.pipelines.RFClassifierSelectFromModel method*), 1411
needs_fitting() (*evalml.pipelines.RFRegressorSelectFromModel method*), 1414
needs_fitting() (*evalml.pipelines.SimpleImputer method*), 1416
needs_fitting() (*evalml.pipelines.StackedEnsembleClassifier method*), 1419
needs_fitting() (*evalml.pipelines.StackedEnsembleRegressor method*), 1422
needs_fitting() (*evalml.pipelines.StandardScaler method*), 1424
needs_fitting() (*evalml.pipelines.SVMClassifier method*), 1426
needs_fitting() (*evalml.pipelines.SVMRegressor method*), 1429
needs_fitting() (*evalml.pipelines.TargetEncoder method*), 1432
needs_fitting() (*evalml.pipelines.Transformer method*), 1463
needs_fitting() (*evalml.pipelines.VowpalWabbitBinaryClassifier method*), 1465
needs_fitting() (*evalml.pipelines.VowpalWabbitMulticlassClassifier method*), 1468
needs_fitting() (*evalml.pipelines.VowpalWabbitRegressor method*), 1470
needs_fitting() (*evalml.pipelines.XGBoostClassifier method*), 1472
needs_fitting() (*evalml.pipelines.XGBoostRegressor method*), 1475
new() (*evalml.pipelines.binary_classification_pipeline.BinaryClassificatio method*), 1246
new() (*evalml.pipelines.BinaryClassificationPipeline method*), 1323
new() (*evalml.pipelines.classification_pipeline.ClassificationPipeline method*), 1253
new() (*evalml.pipelines.ClassificationPipeline method*), 1334
new() (*evalml.pipelines.multiclass_classification_pipeline.MulticlassClass method*), 1264
new() (*evalml.pipelines.MulticlassClassificationPipeline method*), 1384
new() (*evalml.pipelines.pipeline_base.PipelineBase method*), 1270
new() (*evalml.pipelines.PipelineBase method*), 1395
new() (*evalml.pipelines.regression_pipeline.RegressionPipeline method*), 1277
new() (*evalml.pipelines.RegressionPipeline method*), 1407
new() (*evalml.pipelines.time_series_classification_pipelines.TimeSeriesBi method*), 1283
new() (*evalml.pipelines.time_series_classification_pipelines.TimeSeriesCl method*), 1290
new() (*evalml.pipelines.time_series_classification_pipelines.TimeSeriesM method*), 1297
new() (*evalml.pipelines.time_series_pipeline_base.TimeSeriesPipelineBas method*), 1303
new() (*evalml.pipelines.time_series_regression_pipeline.TimeSeriesRegre method*), 1310
new() (*evalml.pipelines.TimeSeriesBinaryClassificationPipeline method*), 1436
new() (*evalml.pipelines.TimeSeriesClassificationPipeline method*), 1443
new() (*evalml.pipelines.TimeSeriesMulticlassClassificationPipeline*

method), 1452
new() (evalml.pipelines.TimeSeriesRegressionPipeline method), 1459
next_batch() (evalml.automl.automl_algorithm.automl_algorithm.AutoMLAlgorithm method), 194
next_batch() (evalml.automl.automl_algorithm.AutoMLAlgorithm method), 202
next_batch() (evalml.automl.automl_algorithm.default_algorithm.DefaultAlgorithm method), 196
next_batch() (evalml.automl.automl_algorithm.DefaultAlgorithm method), 204
next_batch() (evalml.automl.automl_algorithm.iterative_algorithm.IterativeAlgorithm method), 200
next_batch() (evalml.automl.automl_algorithm.IterativeAlgorithm method), 206
NoParamsException, 1507, 1509
NoPositiveLabelException, 343, 345
normalize_confusion_matrix() (in module evalml.model_understanding), 385
normalize_confusion_matrix() (in module evalml.model_understanding.graphs), 369
NoSplit (class in evalml.preprocessing), 1488
NoSplit (class in evalml.preprocessing.data_splitters), 1481
NoSplit (class in evalml.preprocessing.data_splitters.no_split), 1476
NoVarianceDataCheck (class in evalml.data_checks), 320
NoVarianceDataCheck (class in evalml.data_checks.no_variance_data_check), 276
NullDataCheck (class in evalml.data_checks), 323
NullDataCheck (class in evalml.data_checks.null_data_check), 279
NullsInColumnWarning, 343, 345
number_of_features() (in module evalml.preprocessing), 1488
number_of_features() (in module evalml.preprocessing.utils), 1485
numeric_and_boolean_ww (in module evalml.utils.woodwork_utils), 1522

O

objective_function() (evalml.objectives.AccuracyBinary method), 481
objective_function() (evalml.objectives.AccuracyMulticlass method), 483
objective_function() (evalml.objectives.AUC method), 485
objective_function() (evalml.objectives.AUCMacro method), 487
objective_function() (evalml.objectives.AUCMicro method), 489
objective_function() (evalml.objectives.AUCWeighted method), 491
objective_function() (evalml.objectives.BalancedAccuracyBinary method), 492
objective_function() (evalml.objectives.BalancedAccuracyMulticlass method), 494
objective_function() (evalml.objectives.binary_classification_objective.BinaryClassificationObjective class method), 391
objective_function() (evalml.objectives.BinaryClassificationObjective class method), 497
objective_function() (evalml.objectives.cost_benefit_matrix.CostBenefitMatrix method), 394
objective_function() (evalml.objectives.CostBenefitMatrix method), 499
objective_function() (evalml.objectives.ExpVariance method), 501
objective_function() (evalml.objectives.F1 method), 503
objective_function() (evalml.objectives.F1Macro method), 505
objective_function() (evalml.objectives.F1Micro method), 507
objective_function() (evalml.objectives.F1Weighted method), 508
objective_function() (evalml.objectives.fraud_cost.FraudCost method), 397
objective_function() (evalml.objectives.FraudCost method), 511
objective_function() (evalml.objectives.Gini method), 515
objective_function() (evalml.objectives.lead_scoring.LeadScoring method), 400
objective_function() (evalml.objectives.LeadScoring method), 517
objective_function() (evalml.objectives.LogLossBinary method), 519
objective_function() (evalml.objectives.LogLossMulticlass method), 521

objective_function() (*evalml.objectives.MAE method*), 523
objective_function() (*evalml.objectives.MAPE method*), 524
objective_function() (*evalml.objectives.MaxError method*), 526
objective_function() (*evalml.objectives.MCCBinary method*), 528
objective_function() (*evalml.objectives.MCCMulticlass method*), 530
objective_function() (*evalml.objectives.MeanSquaredLogError method*), 531
objective_function() (*evalml.objectives.MedianAE method*), 533
objective_function() (*evalml.objectives.MSE method*), 534
objective_function() (*evalml.objectives.multiclass_classification_objective.MulticlassClassificationObjective class method*), 402
objective_function() (*evalml.objectives.MulticlassClassificationObjective class method*), 536
objective_function() (*evalml.objectives.objective_base.ObjectiveBase class method*), 404
objective_function() (*evalml.objectives.ObjectiveBase class method*), 538
objective_function() (*evalml.objectives.Precision method*), 541
objective_function() (*evalml.objectives.PrecisionMacro method*), 542
objective_function() (*evalml.objectives.PrecisionMicro method*), 544
objective_function() (*evalml.objectives.PrecisionWeighted method*), 546
objective_function() (*evalml.objectives.R2 method*), 547
objective_function() (*evalml.objectives.Recall method*), 549
objective_function() (*evalml.objectives.RecallMacro method*), 551
objective_function() (*evalml.objectives.RecallMicro method*), 553
objective_function() (*evalml.objectives.RecallWeighted method*), 554
objective_function() (*evalml.objectives.regression_objective.RegressionObjective class method*), 407
objective_function() (*evalml.objectives.RegressionObjective class method*), 556
objective_function() (*evalml.objectives.RootMeanSquaredError method*), 558
objective_function() (*evalml.objectives.RootMeanSquaredLogError method*), 560
objective_function() (*evalml.objectives.sensitivity_low_alert.SensitivityLowAlert method*), 409
objective_function() (*evalml.objectives.SensitivityLowAlert method*), 562
objective_function() (*evalml.objectives.standard_metrics.AccuracyBinary method*), 413
objective_function() (*evalml.objectives.standard_metrics.AccuracyMulticlass method*), 415
objective_function() (*evalml.objectives.standard_metrics.AUC method*), 417
objective_function() (*evalml.objectives.standard_metrics.AUCMacro method*), 419
objective_function() (*evalml.objectives.standard_metrics.AUCMicro method*), 421
objective_function() (*evalml.objectives.standard_metrics.AUCWeighted method*), 422
objective_function() (*evalml.objectives.standard_metrics.BalancedAccuracyBinary method*), 424
objective_function() (*evalml.objectives.standard_metrics.BalancedAccuracyMulticlass method*), 426
objective_function() (*evalml.objectives.standard_metrics.ExpVariance method*), 428
objective_function() (*evalml.objectives.standard_metrics.F1 method*), 430
objective_function() (*evalml.objectives.standard_metrics.F1Macro method*), 432
objective_function() (*evalml.objectives.standard_metrics.F1Micro

method), 433
objective_function() (*evalml.objectives.standard_metrics.F1Weighted method*), 435
objective_function() (*evalml.objectives.standard_metrics.Gini method*), 437
objective_function() (*evalml.objectives.standard_metrics.LogLossBinary method*), 439
objective_function() (*evalml.objectives.standard_metrics.LogLossMulticlass method*), 441
objective_function() (*evalml.objectives.standard_metrics.MAE method*), 443
objective_function() (*evalml.objectives.standard_metrics.MAPE method*), 444
objective_function() (*evalml.objectives.standard_metrics.MaxError method*), 446
objective_function() (*evalml.objectives.standard_metrics.MCCBinary method*), 448
objective_function() (*evalml.objectives.standard_metrics.MCCMulticlass method*), 450
objective_function() (*evalml.objectives.standard_metrics.MeanSquaredLogError method*), 451
objective_function() (*evalml.objectives.standard_metrics.MedianAE method*), 453
objective_function() (*evalml.objectives.standard_metrics.MSE method*), 454
objective_function() (*evalml.objectives.standard_metrics.Precision method*), 457
objective_function() (*evalml.objectives.standard_metrics.PrecisionMacro method*), 458
objective_function() (*evalml.objectives.standard_metrics.PrecisionMicro method*), 460
objective_function() (*evalml.objectives.standard_metrics.PrecisionWeighted method*), 461
objective_function() (*evalml.objectives.standard_metrics.R2 method*), 463
objective_function() (*evalml.objectives.standard_metrics.Recall method*), 465
objective_function() (*evalml.objectives.standard_metrics.RecallMacro method*), 467
objective_function() (*evalml.objectives.standard_metrics.RecallMicro method*), 468
objective_function() (*evalml.objectives.standard_metrics.RecallWeighted method*), 470
objective_function() (*evalml.objectives.standard_metrics.RootMeanSquaredError method*), 472
objective_function() (*evalml.objectives.standard_metrics.RootMeanSquaredLogError method*), 473
objective_function() (*evalml.objectives.time_series_regression_objective.TimeSeriesRe class method*), 475
ObjectiveBase (*class in evalml.objectives*), 537
ObjectiveBase (*class in evalml.objectives.objective_base*), 403
ObjectiveCreationError, 343, 346
ObjectiveNotFoundError, 343, 346
OneHotEncoder (*class in evalml.pipelines*), 1386
OneHotEncoder (*class in evalml.pipelines.components*), 1165
OneHotEncoder (*class in evalml.pipelines.components.transformers*), 1027
OneHotEncoder (*class in evalml.pipelines.components.transformers.encoders*), 851
OneHotEncoder (*class in evalml.pipelines.components.transformers.encoders.onehot_enco* 842
OneHotEncoderMeta (*class in evalml.pipelines.components.transformers.encoders.onehot_enco* 845
optimize_threshold() (*evalml.objectives.AccuracyBinary method*), 481
optimize_threshold() (*evalml.objectives.AUC method*), 485
optimize_threshold() (*evalml.objectives.BalancedAccuracyBinary method*), 493
optimize_threshold() (*evalml.objectives.binary_classification_objective.BinaryClassific method*), 391
optimize_threshold() (*evalml.objectives.BinaryClassificationObjective method*), 497
optimize_threshold()

(*evalml.objectives.cost_benefit_matrix.CostBenefitMatrix method*), 394
optimize_threshold() (*evalml.objectives.CostBenefitMatrix method*), 500
optimize_threshold() (*evalml.objectives.F1 method*), 503
optimize_threshold() (*evalml.objectives.fraud_cost.FraudCost method*), 397
optimize_threshold() (*evalml.objectives.FraudCost method*), 511
optimize_threshold() (*evalml.objectives.Gini method*), 515
optimize_threshold() (*evalml.objectives.lead_scoring.LeadScoring method*), 400
optimize_threshold() (*evalml.objectives.LeadScoring method*), 517
optimize_threshold() (*evalml.objectives.LogLossBinary method*), 519
optimize_threshold() (*evalml.objectives.MCCBinary method*), 528
optimize_threshold() (*evalml.objectives.Precision method*), 541
optimize_threshold() (*evalml.objectives.Recall method*), 549
optimize_threshold() (*evalml.objectives.sensitivity_low_alert.SensitivityLowAlert method*), 410
optimize_threshold() (*evalml.objectives.SensitivityLowAlert method*), 562
optimize_threshold() (*evalml.objectives.standard_metrics.AccuracyBinary method*), 413
optimize_threshold() (*evalml.objectives.standard_metrics.AUC method*), 417
optimize_threshold() (*evalml.objectives.standard_metrics.BalancedAccuracyBinary method*), 424
optimize_threshold() (*evalml.objectives.standard_metrics.F1 method*), 430
optimize_threshold() (*evalml.objectives.standard_metrics.Gini method*), 437
optimize_threshold() (*evalml.objectives.standard_metrics.LogLossBinary method*), 439
optimize_threshold() (*evalml.objectives.standard_metrics.MCCBinary method*), 448
optimize_threshold() (*evalml.objectives.standard_metrics.Precision method*), 457
optimize_threshold() (*evalml.objectives.standard_metrics.Recall method*), 465
optimize_threshold() (*evalml.pipelines.binary_classification_pipeline.BinaryClassifica method*), 1247
optimize_threshold() (*evalml.pipelines.binary_classification_pipeline_mixin.BinaryCla method*), 1249
optimize_threshold() (*evalml.pipelines.BinaryClassificationPipeline method*), 1323
optimize_threshold() (*evalml.pipelines.time_series_classification_pipelines.TimeSeries method*), 1284
optimize_threshold() (*evalml.pipelines.TimeSeriesBinaryClassificationPipeline method*), 1437
OutliersDataCheck (*class in evalml.data_checks*), 326
OutliersDataCheck (*class in evalml.data_checks.outliers_data_check*), 283
Oversampler (*class in evalml.pipelines.components*), 1168
Oversampler (*class in evalml.pipelines.components.transformers*), 1030
Oversampler (*class in evalml.pipelines.components.transformers.samplers*), 973
Oversampler (*class in evalml.pipelines.components.transformers.samplers.oversampler* 967

P

pad_with_nans() (*in module evalml.utils*), 1525
pad_with_nans() (*in module evalml.utils.gen_utils*), 1519
ParameterError, 1507, 1509
ParameterNotUsedWarning, 343, 346
parameters() (*evalml.pipelines.ARIMARegressor property*), 1318
parameters() (*evalml.pipelines.binary_classification_pipeline.BinaryC property*), 1247
parameters() (*evalml.pipelines.BinaryClassificationPipeline property*), 1324

parameters() (evalml.pipelines.CatBoostClassifier property), 1327
parameters() (evalml.pipelines.CatBoostRegressor property), 1330
parameters() (evalml.pipelines.classification_pipeline.ClassificationPipeline property), 1254
parameters() (evalml.pipelines.ClassificationPipeline property), 1334
parameters() (evalml.pipelines.components.ARIMARegressor property), 1085
parameters() (evalml.pipelines.components.BaselineClassifier property), 1088
parameters() (evalml.pipelines.components.BaselineRegressor property), 1091
parameters() (evalml.pipelines.components.CatBoostClassifier property), 1093
parameters() (evalml.pipelines.components.CatBoostRegressor property), 1096
parameters() (evalml.pipelines.components.component_base.ComponentBase property), 1074
parameters() (evalml.pipelines.components.ComponentBase property), 1098
parameters() (evalml.pipelines.components.DateTimeFeaturizer property), 1101
parameters() (evalml.pipelines.components.DecisionTreeClassifier property), 1104
parameters() (evalml.pipelines.components.DecisionTreeRegressor property), 1107
parameters() (evalml.pipelines.components.DFSTransformer property), 1109
parameters() (evalml.pipelines.components.DropColumns property), 1111
parameters() (evalml.pipelines.components.DropNullColumns property), 1113
parameters() (evalml.pipelines.components.DropRowsTransformer property), 1116
parameters() (evalml.pipelines.components.ElasticNetClassifier property), 1118
parameters() (evalml.pipelines.components.ElasticNetRegressor property), 1121
parameters() (evalml.pipelines.components.EmailFeaturizer property), 1123
parameters() (evalml.pipelines.components.ensemble.stacked_ensemble_base.StackedEnsembleBase property), 565
parameters() (evalml.pipelines.components.ensemble.stacked_ensemble_classifier.StackedEnsembleClassifier property), 568
parameters() (evalml.pipelines.components.ensemble.stacked_ensemble_regressor.StackedEnsembleRegressor property), 571
parameters() (evalml.pipelines.components.ensemble.StackedEnsembleBase property), 574
parameters() (evalml.pipelines.components.ensemble.StackedEnsembleClassifier property), 577
parameters() (evalml.pipelines.components.ensemble.StackedEnsembleRegressor property), 580
parameters() (evalml.pipelines.components.Estimator property), 1125
parameters() (evalml.pipelines.components.estimators.ARIMARegressor property), 753
parameters() (evalml.pipelines.components.estimators.BaselineClassifier property), 756
parameters() (evalml.pipelines.components.estimators.BaselineRegressor property), 758
parameters() (evalml.pipelines.components.estimators.CatBoostClassifier property), 761
parameters() (evalml.pipelines.components.estimators.CatBoostRegressor property), 764
parameters() (evalml.pipelines.components.estimators.classifiers.baseline property), 583
parameters() (evalml.pipelines.components.estimators.classifiers.BaselineClassifier property), 626
parameters() (evalml.pipelines.components.estimators.classifiers.catboost_classifier property), 586
parameters() (evalml.pipelines.components.estimators.classifiers.CatBoostClassifier property), 629
parameters() (evalml.pipelines.components.estimators.classifiers.decision_tree property), 589
parameters() (evalml.pipelines.components.estimators.classifiers.DecisionTreeClassifier property), 632
parameters() (evalml.pipelines.components.estimators.classifiers.elastic_net property), 593
parameters() (evalml.pipelines.components.estimators.classifiers.ElasticNetClassifier property), 634
parameters() (evalml.pipelines.components.estimators.classifiers.et_classifier property), 596
parameters() (evalml.pipelines.components.estimators.classifiers.ExtraTreesClassifier property), 637
parameters() (evalml.pipelines.components.estimators.classifiers.kneighbors_classifier property), 599
parameters() (evalml.pipelines.components.estimators.classifiers.KNeighborsClassifier property), 640
parameters() (evalml.pipelines.components.estimators.classifiers.lightgbm_classifier property), 603
parameters() (evalml.pipelines.components.estimators.classifiers.LightGBMClassifier property), 644
parameters() (evalml.pipelines.components.estimators.classifiers.logistic_regression property), 606
parameters() (evalml.pipelines.components.estimators.classifiers.LogisticRegressionClassifier property), 646
parameters() (evalml.pipelines.components.estimators.classifiers.RandomForestClassifier property), 649
parameters() (evalml.pipelines.components.estimators.classifiers.rf_classifier property), 609
parameters() (evalml.pipelines.components.estimators.classifiers.svm_classifier property), 612
parameters() (evalml.pipelines.components.estimators.classifiers.SVMClassifier property), 651
parameters() (evalml.pipelines.components.estimators.classifiers.vowpal_wabbit property), 615

parameters() (evalml.pipelines.components.estimators.classifiers.CatBoostClassifier property), 617
parameters() (evalml.pipelines.components.estimators.classifiers.ExtraTreesClassifier property), 620
parameters() (evalml.pipelines.components.estimators.classifiers.KNeighborsClassifier property), 654
parameters() (evalml.pipelines.components.estimators.classifiers.LightGBMClassifier property), 656
parameters() (evalml.pipelines.components.estimators.classifiers.LinearSVCClassifier property), 623
parameters() (evalml.pipelines.components.estimators.classifiers.RandomForestClassifier property), 659
parameters() (evalml.pipelines.components.estimators.DecisionTreeClassifier property), 767
parameters() (evalml.pipelines.components.estimators.DecisionTreeRegressor property), 770
parameters() (evalml.pipelines.components.estimators.ElasticNetClassifier property), 773
parameters() (evalml.pipelines.components.estimators.ElasticNetRegressor property), 775
parameters() (evalml.pipelines.components.estimators.Estimator property), 778
parameters() (evalml.pipelines.components.estimators.estimator_base.Estimator property), 749
parameters() (evalml.pipelines.components.estimators.ExponentialSmoothingRegressor property), 780
parameters() (evalml.pipelines.components.estimators.ExtraTreesClassifier property), 783
parameters() (evalml.pipelines.components.estimators.ExtraTreesRegressor property), 786
parameters() (evalml.pipelines.components.estimators.KNeighborsClassifier property), 789
parameters() (evalml.pipelines.components.estimators.LightGBMClassifier property), 792
parameters() (evalml.pipelines.components.estimators.LightGBMRegressor property), 795
parameters() (evalml.pipelines.components.estimators.LinearRegressor property), 798
parameters() (evalml.pipelines.components.estimators.LogisticRegressionClassifier property), 800
parameters() (evalml.pipelines.components.estimators.ProphetRegressor property), 803
parameters() (evalml.pipelines.components.estimators.RandomForestClassifier property), 805
parameters() (evalml.pipelines.components.estimators.RandomForestRegressor property), 808
parameters() (evalml.pipelines.components.estimators.regressors.arima.ARIMARegressor property), 662
parameters() (evalml.pipelines.components.estimators.regressors.ARIMARegressor property), 709
parameters() (evalml.pipelines.components.estimators.regressors.baseline_regressor.BaselineRegressor property), 665
parameters() (evalml.pipelines.components.estimators.regressors.BaselineRegressor property), 711
parameters() (evalml.pipelines.components.estimators.regressors.CatBoostRegressor property), 668
parameters() (evalml.pipelines.components.estimators.regressors.DecisionTreeRegressor property), 714
parameters() (evalml.pipelines.components.estimators.regressors.ElasticNetRegressor property), 672
parameters() (evalml.pipelines.components.estimators.regressors.ExponentialSmoothingRegressor property), 717
parameters() (evalml.pipelines.components.estimators.regressors.ExtraTreesRegressor property), 675
parameters() (evalml.pipelines.components.estimators.regressors.KNeighborsRegressor property), 720
parameters() (evalml.pipelines.components.estimators.regressors.LightGBMRegressor property), 678
parameters() (evalml.pipelines.components.estimators.regressors.LinearRegressor property), 681
parameters() (evalml.pipelines.components.estimators.regressors.LinearSVCRegressor property), 722
parameters() (evalml.pipelines.components.estimators.regressors.ProphetRegressor property), 725
parameters() (evalml.pipelines.components.estimators.regressors.RandomForestRegressor property), 684
parameters() (evalml.pipelines.components.estimators.regressors.RandomizedSearchCV property), 728
parameters() (evalml.pipelines.components.estimators.regressors.linear_regressor.LinearRegressor property), 687
parameters() (evalml.pipelines.components.estimators.regressors.LinearSVCRegressor property), 731
parameters() (evalml.pipelines.components.estimators.regressors.prophet_regressor.ProphetRegressor property), 691
parameters() (evalml.pipelines.components.estimators.regressors.RandomForestRegressor property), 734
parameters() (evalml.pipelines.components.estimators.regressors.rf_regressor.RandomForestRegressor property), 736
parameters() (evalml.pipelines.components.estimators.regressors.svm_regressor.LinearSVCRegressor property), 739
parameters() (evalml.pipelines.components.estimators.regressors.time_series_baseline_regressor.TimeSeriesBaselineRegressor property), 741
parameters() (evalml.pipelines.components.estimators.regressors.vowpal_wabbit_regressors.VowpalWabbitBaseline property), 702
parameters() (evalml.pipelines.components.estimators.regressors.VowpalWabbitBaseline property), 744
parameters() (evalml.pipelines.components.estimators.regressors.xgboost_regressor.XGBoostRegressor property), 705
parameters() (evalml.pipelines.components.estimators.regressors.XGBoostRegressor property), 746
parameters() (evalml.pipelines.components.estimators.SVMClassifier property), 810

parameters() (evalml.pipelines.components.estimators.SVMRegressor property), 813
parameters() (evalml.pipelines.components.estimators.TimeSeriesBaselineEstimator property), 815
parameters() (evalml.pipelines.components.estimators.VowpalWabbitBinaryClassifier property), 818
parameters() (evalml.pipelines.components.estimators.VowpalWabbitMulticlassClassifier property), 820
parameters() (evalml.pipelines.components.estimators.VowpalWabbitRegressor property), 822
parameters() (evalml.pipelines.components.estimators.XGBoostClassifier property), 825
parameters() (evalml.pipelines.components.estimators.XGBoostRegressor property), 827
parameters() (evalml.pipelines.components.ExponentialSmoothingRegressor property), 1128
parameters() (evalml.pipelines.components.ExtraTreesClassifier property), 1131
parameters() (evalml.pipelines.components.ExtraTreesRegressor property), 1134
parameters() (evalml.pipelines.components.FeatureSelector property), 1137
parameters() (evalml.pipelines.components.Imputer property), 1139
parameters() (evalml.pipelines.components.KNeighborsClassifier property), 1142
parameters() (evalml.pipelines.components.LabelEncoder property), 1144
parameters() (evalml.pipelines.components.LightGBMClassifier property), 1147
parameters() (evalml.pipelines.components.LightGBMRegressor property), 1150
parameters() (evalml.pipelines.components.LinearDiscriminantAnalysis property), 1152
parameters() (evalml.pipelines.components.LinearRegressor property), 1155
parameters() (evalml.pipelines.components.LogisticRegressionClassifier property), 1157
parameters() (evalml.pipelines.components.LogTransformer property), 1160
parameters() (evalml.pipelines.components.LSA property), 1162
parameters() (evalml.pipelines.components.NaturalLanguageFeaturizer property), 1164
parameters() (evalml.pipelines.components.OneHotEncoder property), 1167
parameters() (evalml.pipelines.components.Oversampler property), 1170
parameters() (evalml.pipelines.components.PCA property), 1172
parameters() (evalml.pipelines.components.PerColumnImputer property), 1174
parameters() (evalml.pipelines.components.PolynomialDetrender property), 1177
parameters() (evalml.pipelines.components.ProphetRegressor property), 1179
parameters() (evalml.pipelines.components.RandomForestClassifier property), 1181
parameters() (evalml.pipelines.components.RandomForestRegressor property), 1184
parameters() (evalml.pipelines.components.ReplaceNullableTypes property), 1186
parameters() (evalml.pipelines.components.RFClassifierSelectFromMo property), 1189
parameters() (evalml.pipelines.components.RFRegressorSelectFromMo property), 1192
parameters() (evalml.pipelines.components.SelectByType property), 1194
parameters() (evalml.pipelines.components.SelectColumns property), 1196
parameters() (evalml.pipelines.components.SimpleImputer property), 1198
parameters() (evalml.pipelines.components.StackedEnsembleClassifier property), 1201
parameters() (evalml.pipelines.components.StackedEnsembleRegressor property), 1204
parameters() (evalml.pipelines.components.StandardScaler property), 1206
parameters() (evalml.pipelines.components.SVMClassifier property), 1209
parameters() (evalml.pipelines.components.SVMRegressor property), 1211
parameters() (evalml.pipelines.components.TargetEncoder property), 1214
parameters() (evalml.pipelines.components.TargetImputer property), 1216
parameters() (evalml.pipelines.components.TimeSeriesBaselineEstima property), 1218
parameters() (evalml.pipelines.components.TimeSeriesFeaturizer property), 1221
parameters() (evalml.pipelines.components.Transformer property), 1224
parameters() (evalml.pipelines.components.transformers.column_selec property), 986
parameters() (evalml.pipelines.components.transformers.column_selec property), 988
parameters() (evalml.pipelines.components.transformers.column_selec property), 990
parameters() (evalml.pipelines.components.transformers.column_selec property), 992
parameters() (evalml.pipelines.components.transformers.DateTimeFea property), 999
parameters() (evalml.pipelines.components.transformers.DFSTransfor property), 1001
parameters() (evalml.pipelines.components.transformers.dimensionali property), 831
parameters() (evalml.pipelines.components.transformers.dimensionali property), 836

parameters() (evalml.pipelines.components.transformers.dimensionality_reduction.PCA property), 838
parameters() (evalml.pipelines.components.transformers.dimensionality_reduction.LinearDiscriminantAnalysis property), 833
parameters() (evalml.pipelines.components.transformers.DropColumns property), 1003
parameters() (evalml.pipelines.components.transformers.DropNullColumns property), 1006
parameters() (evalml.pipelines.components.transformers.DropRowsTransformer property), 1008
parameters() (evalml.pipelines.components.transformers.EmailFeaturizer property), 1010
parameters() (evalml.pipelines.components.transformers.encoders.LabelEncoder property), 841
parameters() (evalml.pipelines.components.transformers.encoders.LabelOrdinalEncoder property), 851
parameters() (evalml.pipelines.components.transformers.encoders.OneHotEncoder property), 845
parameters() (evalml.pipelines.components.transformers.encoders.OrdinalEncoder property), 854
parameters() (evalml.pipelines.components.transformers.encoders.TargetEncoder property), 848
parameters() (evalml.pipelines.components.transformers.encoders.TargetOrdinalEncoder property), 857
parameters() (evalml.pipelines.components.transformers.feature_selection.ExpandedFeatureSelector property), 860
parameters() (evalml.pipelines.components.transformers.feature_selection.FeatureSelector property), 869
parameters() (evalml.pipelines.components.transformers.feature_selection.RFClassificationSelectFromModel property), 863
parameters() (evalml.pipelines.components.transformers.feature_selection.RFRegressionSelectFromModel property), 866
parameters() (evalml.pipelines.components.transformers.feature_selection.RFECLassifierSelectFromModel property), 872
parameters() (evalml.pipelines.components.transformers.feature_selection.RFERegressorSelectFromModel property), 875
parameters() (evalml.pipelines.components.transformers.FeatureSelector property), 1013
parameters() (evalml.pipelines.components.transformers.Imputer property), 1015
parameters() (evalml.pipelines.components.transformers.imputers.BaseImputer property), 890
parameters() (evalml.pipelines.components.transformers.imputers.DateTimeImputer property), 878
parameters() (evalml.pipelines.components.transformers.imputers.PerColumnImputer property), 881
parameters() (evalml.pipelines.components.transformers.imputers.PerColumnImputer property), 892
parameters() (evalml.pipelines.components.transformers.imputers.SimpleImputer property), 884
parameters() (evalml.pipelines.components.transformers.imputers.SimpleImputer property), 895
parameters() (evalml.pipelines.components.transformers.imputers.TargetImputer property), 887
parameters() (evalml.pipelines.components.transformers.imputers.TargetImputer property), 897
parameters() (evalml.pipelines.components.transformers.LabelEncoder property), 1017
parameters() (evalml.pipelines.components.transformers.LinearDiscriminantAnalysis property), 1020
parameters() (evalml.pipelines.components.transformers.LogTransformer property), 1022
parameters() (evalml.pipelines.components.transformers.LSA property), 1024
parameters() (evalml.pipelines.components.transformers.NaturalLanguageFeaturizer property), 1026
parameters() (evalml.pipelines.components.transformers.OneHotEncoder property), 1030
parameters() (evalml.pipelines.components.transformers.Oversampler property), 1032
parameters() (evalml.pipelines.components.transformers.PCA property), 1034
parameters() (evalml.pipelines.components.transformers.PerColumnImputer property), 1036
parameters() (evalml.pipelines.components.transformers.PolynomialDetrender property), 1039
parameters() (evalml.pipelines.components.transformers.preprocessing.ClassBalancer property), 900
parameters() (evalml.pipelines.components.transformers.preprocessing.ExpandedFeatureSelector property), 935
parameters() (evalml.pipelines.components.transformers.preprocessing.FeatureSelector property), 938
parameters() (evalml.pipelines.components.transformers.preprocessing.feature_selection.RFClassificationSelectFromModel property), 903
parameters() (evalml.pipelines.components.transformers.preprocessing.feature_selection.RFRegressionSelectFromModel property), 905
parameters() (evalml.pipelines.components.transformers.preprocessing.feature_selection.RFECLassifierSelectFromModel property), 940
parameters() (evalml.pipelines.components.transformers.preprocessing.feature_selection.RFERegressorSelectFromModel property), 942
parameters() (evalml.pipelines.components.transformers.preprocessing.FeatureSelector property), 944
parameters() (evalml.pipelines.components.transformers.preprocessing.Imputer property), 908
parameters() (evalml.pipelines.components.transformers.preprocessing.imputers.BaseImputer property), 911
parameters() (evalml.pipelines.components.transformers.preprocessing.imputers.DateTimeImputer property), 947
parameters() (evalml.pipelines.components.transformers.preprocessing.imputers.PerColumnImputer property), 949
parameters() (evalml.pipelines.components.transformers.preprocessing.imputers.PerColumnImputer property), 913
parameters() (evalml.pipelines.components.transformers.preprocessing.imputers.SimpleImputer property), 916
parameters() (evalml.pipelines.components.transformers.preprocessing.imputers.SimpleImputer property), 951
parameters() (evalml.pipelines.components.transformers.preprocessing.imputers.TargetImputer property), 919

parameters() (evalml.pipelines.components.transformers.preprocessing.PolynomialDetrender property), 954
parameters() (evalml.pipelines.components.transformers.preprocessing.ReplaceNullableTypes property), 921
parameters() (evalml.pipelines.components.transformers.preprocessing.ReplaceNullableTypes property), 956
parameters() (evalml.pipelines.components.transformers.preprocessing.TextTransformer property), 924
parameters() (evalml.pipelines.components.transformers.preprocessing.TextTransformer property), 958
parameters() (evalml.pipelines.components.transformers.preprocessing.TimeSeriesFeaturizer property), 927
parameters() (evalml.pipelines.components.transformers.preprocessing.TimeSeriesFeaturizer property), 961
parameters() (evalml.pipelines.components.transformers.preprocessing.TimeSeriesImputer property), 930
parameters() (evalml.pipelines.components.transformers.preprocessing.TimeSeriesImputer property), 932
parameters() (evalml.pipelines.components.transformers.preprocessing.URLFeaturizer property), 963
parameters() (evalml.pipelines.components.transformers.ReplaceNullableTypes property), 1041
parameters() (evalml.pipelines.components.transformers.RFClassifierSelectFromModel property), 1044
parameters() (evalml.pipelines.components.transformers.RFRegressorSelectFromModel property), 1047
parameters() (evalml.pipelines.components.transformers.samplers.base_sampler.BaseSampler property), 966
parameters() (evalml.pipelines.components.transformers.samplers.OversampleSampler property), 975
parameters() (evalml.pipelines.components.transformers.samplers.OversampleSampler property), 969
parameters() (evalml.pipelines.components.transformers.samplers.UndersampleSampler property), 978
parameters() (evalml.pipelines.components.transformers.samplers.UndersampleSampler property), 972
parameters() (evalml.pipelines.components.transformers.scalers.StandardScaler property), 981
parameters() (evalml.pipelines.components.transformers.scalers.StandardScaler property), 983
parameters() (evalml.pipelines.components.transformers.SelectByType property), 1049
parameters() (evalml.pipelines.components.transformers.SelectColumns property), 1051
parameters() (evalml.pipelines.components.transformers.SimpleImputer property), 1053
parameters() (evalml.pipelines.components.transformers.StandardScaler property), 1055
parameters() (evalml.pipelines.components.transformers.TargetEncoder property), 1058
parameters() (evalml.pipelines.components.transformers.TargetImputer property), 1060
parameters() (evalml.pipelines.components.transformers.TimeSeriesEstimator property), 1063
parameters() (evalml.pipelines.components.transformers.Transformer property), 1066
parameters() (evalml.pipelines.components.transformer.T property), 995
parameters() (evalml.pipelines.components.transformers.Undersample property), 1069
parameters() (evalml.pipelines.components.transformers.URLFeaturize property), 1071
parameters() (evalml.pipelines.components.Undersampler property), 1227
parameters() (evalml.pipelines.components.TimeSeriesRegularizer property), 1229
parameters() (evalml.pipelines.components.VowpalWabbitBinaryClass property), 1231
parameters() (evalml.pipelines.components.VowpalWabbitMulticlassCl property), 1234
parameters() (evalml.pipelines.components.VowpalWabbitRegressor property), 1236
parameters() (evalml.pipelines.components.XGBoostClassifier property), 1238
parameters() (evalml.pipelines.components.XGBoostRegressor property), 1241
parameters() (evalml.pipelines.DecisionTreeClassifier property), 1342
parameters() (evalml.pipelines.DecisionTreeRegressor property), 1345
parameters() (evalml.pipelines.DFSTransformer property), 1348
parameters() (evalml.pipelines.ElasticNetClassifier property), 1350
parameters() (evalml.pipelines.ElasticNetRegressor property), 1352
parameters() (evalml.pipelines.Estimator property), 1355
parameters() (evalml.pipelines.ExponentialSmoothingRegressor property), 1358
parameters() (evalml.pipelines.ExtraTreesClassifier property), 1361
parameters() (evalml.pipelines.ExtraTreesRegressor property), 1363
parameters() (evalml.pipelines.FeatureSelector property), 1366
parameters() (evalml.pipelines.KNeighborsClassifier property), 1369
parameters() (evalml.pipelines.LightGBMClassifier property), 1372
parameters() (evalml.pipelines.LightGBMRegressor property), 1374
parameters() (evalml.pipelines.LinearRegressor property), 1377
parameters() (evalml.pipelines.LogisticRegressionClassifier property), 1379
parameters() (evalml.pipelines.multiclass_classification_pipeline.Mult property), 1265

parameters() (*evalml.pipelines.MulticlassClassificationPipeline property*), 1384
parameters() (*evalml.pipelines.OneHotEncoder property*), 1389
parameters() (*evalml.pipelines.PerColumnImputer property*), 1391
parameters() (*evalml.pipelines.pipeline_base.PipelineBase property*), 1270
parameters() (*evalml.pipelines.PipelineBase property*), 1395
parameters() (*evalml.pipelines.ProphetRegressor property*), 1398
parameters() (*evalml.pipelines.RandomForestClassifier property*), 1400
parameters() (*evalml.pipelines.RandomForestRegressor property*), 1403
parameters() (*evalml.pipelines.regression_pipeline.RegressionPipeline property*), 1277
parameters() (*evalml.pipelines.RegressionPipeline property*), 1407
parameters() (*evalml.pipelines.RFClassifierSelectFromModel property*), 1411
parameters() (*evalml.pipelines.RFRegressorSelectFromModel property*), 1414
parameters() (*evalml.pipelines.SimpleImputer property*), 1416
parameters() (*evalml.pipelines.StackedEnsembleClassifier property*), 1419
parameters() (*evalml.pipelines.StackedEnsembleRegressor property*), 1422
parameters() (*evalml.pipelines.StandardScaler property*), 1424
parameters() (*evalml.pipelines.SVMClassifier property*), 1426
parameters() (*evalml.pipelines.SVMRegressor property*), 1429
parameters() (*evalml.pipelines.TargetEncoder property*), 1432
parameters() (*evalml.pipelines.time_series_classification_pipelines.TimeSeriesBinaryClassificationPipeline property*), 1284
parameters() (*evalml.pipelines.time_series_classification_pipelines.TimeSeriesClassificationPipeline property*), 1290
parameters() (*evalml.pipelines.time_series_classification_pipelines.TimeSeriesMulticlassClassificationPipeline property*), 1297
parameters() (*evalml.pipelines.time_series_pipeline_base.TimeSeriesPipelineBase property*), 1303
parameters() (*evalml.pipelines.time_series_regression_pipelines.TimeSeriesRegressionPipeline property*), 1310
parameters() (*evalml.pipelines.TimeSeriesBinaryClassificationPipeline property*), 1437
parameters() (*evalml.pipelines.TimeSeriesClassificationPipeline property*), 1443
parameters() (*evalml.pipelines.TimeSeriesFeaturizer property*), 1448
parameters() (*evalml.pipelines.TimeSeriesMulticlassClassificationPipeline property*), 1453
parameters() (*evalml.pipelines.TimeSeriesRegressionPipeline property*), 1459
parameters() (*evalml.pipelines.Transformer property*), 1463
parameters() (*evalml.pipelines.VowpalWabbitBinaryClassifier property*), 1465
parameters() (*evalml.pipelines.VowpalWabbitMulticlassClassifier property*), 1468
parameters() (*evalml.pipelines.VowpalWabbitRegressor property*), 1470
parameters() (*evalml.pipelines.XGBoostClassifier property*), 1472
parameters() (*evalml.pipelines.XGBoostRegressor property*), 1475
partial_dependence() (*in module evalml.model_understanding*), 386
partial_dependence() (*in module evalml.model_understanding.graphs*), 369
PartialDependenceError, 343, 346
PartialDependenceErrorCode (*class in evalml.exceptions*), 346
PartialDependenceErrorCode (*class in evalml.exceptions.exceptions*), 343
PCA (*class in evalml.pipelines.components*), 1170
PCA (*class in evalml.pipelines.components.transformers*), 1032
PCA (*class in evalml.pipelines.components.transformers.dimensionality_rea* 836
PCA (*class in evalml.pipelines.components.transformers.dimensionality_rea* 831
PerColumnImputer (*class in evalml.pipelines*), 1389
PerColumnImputer (*class in evalml.pipelines.components*), 1172
PerColumnImputer (*class in evalml.pipelines.components.transformers*), 1035
PerColumnImputer (*class in evalml.pipelines.components.transformers.imputers*), 89
PerColumnImputer (*class in evalml.pipelines.components.transformers.imputers.per_column_* 879
perfect_score() (*evalml.objectives.binary_classification_objective.Bi property*), 391
perfect_score() (*evalml.objectives.BinaryClassificationObjective property*), 497
perfect_score() (*evalml.objectives.multiclass_classification_objectiv property*), 402
perfect_score() (*evalml.objectives.MulticlassClassificationObjective property*), 536
perfect_score() (*evalml.objectives.objective_base.ObjectiveBase property*), 405

perfect_score() (*evalml.objectives.ObjectiveBase property*), 539
perfect_score() (*evalml.objectives.regression_objective.RegressionObjective property*), 407
perfect_score() (*evalml.objectives.RegressionObjective property*), 556
perfect_score() (*evalml.objectives.time_series_regression_objective.TimeSeriesRegressionObjective property*), 476
pipeline_number() (*evalml.automl.automl_algorithm.automl_algorithm.AutoMLAlgorithm property*), 194
pipeline_number() (*evalml.automl.automl_algorithm.AutoMLAlgorithm property*), 202
pipeline_number() (*evalml.automl.automl_algorithm.default_algorithm.DefaultAlgorithm property*), 197
pipeline_number() (*evalml.automl.automl_algorithm.DefaultAlgorithm property*), 204
pipeline_number() (*evalml.automl.automl_algorithm.iterative_algorithm.IterativeAlgorithm property*), 200
pipeline_number() (*evalml.automl.automl_algorithm.IterativeAlgorithm property*), 206
PipelineBase (*class in evalml.pipelines*), 1391
PipelineBase (*class in evalml.pipelines.pipeline_base*), 1267
PipelineBaseMeta (*class in evalml.pipelines.pipeline_meta*), 1272
PipelineNotFoundError, 344, 346
PipelineNotYetFittedError, 344, 346
PipelineScoreError, 344, 346
PipelineSearchPlots (*class in evalml.automl.pipeline_search_plots*), 234
plot() (*evalml.automl.automl_search.AutoMLSearch property*), 229
plot() (*evalml.automl.AutoMLSearch property*), 242
plot() (*evalml.AutoMLSearch property*), 1531
PolynomialDetrender (*class in evalml.pipelines.components*), 1175
PolynomialDetrender (*class in evalml.pipelines.components.transformers*), 1037
PolynomialDetrender (*class in evalml.pipelines.components.transformers.preprocessing*), 951
PolynomialDetrender (*class in evalml.pipelines.components.transformers.preprocessing.polynomial_detrender*), 917
positive_only() (*evalml.objectives.AccuracyBinary method*), 482
positive_only() (*evalml.objectives.AccuracyMulticlass method*), 483
positive_only() (*evalml.objectives.AUC method*), 486
positive_only() (*evalml.objectives.AUCMacro method*), 487
positive_only() (*evalml.objectives.AUCMicro method*), 489
positive_only() (*evalml.objectives.AUCWeighted method*), 491
positive_only() (*evalml.objectives.BalancedAccuracyBinary method*), 493
positive_only() (*evalml.objectives.BalancedAccuracyMulticlass method*), 495
positive_only() (*evalml.objectives.binary_classification_objective.BinaryClassificationObjective method*), 391
positive_only() (*evalml.objectives.BinaryClassificationObjective method*), 497
positive_only() (*evalml.objectives.cost_benefit_matrix.CostBenefitMatrix method*), 394
positive_only() (*evalml.objectives.CostBenefitMatrix method*), 500
positive_only() (*evalml.objectives.ExpVariance method*), 501
positive_only() (*evalml.objectives.F1 method*), 504
positive_only() (*evalml.objectives.F1Macro method*), 505
positive_only() (*evalml.objectives.F1Micro method*), 507
positive_only() (*evalml.objectives.F1Weighted method*), 509
positive_only() (*evalml.objectives.fraud_cost.FraudCost method*), 397
positive_only() (*evalml.objectives.FraudCost method*), 511
positive_only() (*evalml.objectives.Gini method*), 515
positive_only() (*evalml.objectives.lead_scoring.LeadScoring method*), 400
positive_only() (*evalml.objectives.LeadScoring method*), 517
positive_only() (*evalml.objectives.LogLossBinary method*), 519
positive_only() (*evalml.objectives.LogLossMulticlass method*), 521
positive_only() (*evalml.objectives.MAE method*), 523
positive_only() (*evalml.objectives.MAPE method*), 524
positive_only() (*evalml.objectives.MaxError method*), 526
positive_only() (*evalml.objectives.MCCBinary method*), 528
positive_only() (*evalml.objectives.MCCMulticlass*

method), 530
positive_only() (*evalml.objectives.MeanSquaredLogError method*), 531
positive_only() (*evalml.objectives.MedianAE method*), 533
positive_only() (*evalml.objectives.MSE method*), 535
positive_only() (*evalml.objectives.multiclass_classification_objective.MulticlassClassificationObjective method*), 402
positive_only() (*evalml.objectives.MulticlassClassificationObjective method*), 536
positive_only() (*evalml.objectives.objective_base.ObjectiveBase method*), 405
positive_only() (*evalml.objectives.ObjectiveBase method*), 539
positive_only() (*evalml.objectives.Precision method*), 541
positive_only() (*evalml.objectives.PrecisionMacro method*), 543
positive_only() (*evalml.objectives.PrecisionMicro method*), 544
positive_only() (*evalml.objectives.PrecisionWeighted method*), 546
positive_only() (*evalml.objectives.R2 method*), 547
positive_only() (*evalml.objectives.Recall method*), 550
positive_only() (*evalml.objectives.RecallMacro method*), 551
positive_only() (*evalml.objectives.RecallMicro method*), 553
positive_only() (*evalml.objectives.RecallWeighted method*), 555
positive_only() (*evalml.objectives.regression_objective.RegressionObjective method*), 407
positive_only() (*evalml.objectives.RegressionObjective method*), 556
positive_only() (*evalml.objectives.RootMeanSquaredError method*), 558
positive_only() (*evalml.objectives.RootMeanSquaredLogError method*), 560
positive_only() (*evalml.objectives.sensitivity_low_alert.SensitivityLowAlert method*), 410
positive_only() (*evalml.objectives.SensitivityLowAlert method*), 562
positive_only() (*evalml.objectives.standard_metrics.AccuracyBinary method*), 413
positive_only() (*evalml.objectives.standard_metrics.AccuracyMulticlass method*), 415
positive_only() (*evalml.objectives.standard_metrics.AUC method*), 417
positive_only() (*evalml.objectives.standard_metrics.AUCMacro method*), 419
positive_only() (*evalml.objectives.standard_metrics.AUCMicro method*), 421
positive_only() (*evalml.objectives.standard_metrics.AUCWeighted method*), 422
positive_only() (*evalml.objectives.standard_metrics.BalancedAccura method*), 425
positive_only() (*evalml.objectives.standard_metrics.BalancedAccura method*), 426
positive_only() (*evalml.objectives.standard_metrics.ExpVariance method*), 428
positive_only() (*evalml.objectives.standard_metrics.F1 method*), 430
positive_only() (*evalml.objectives.standard_metrics.F1Macro method*), 432
positive_only() (*evalml.objectives.standard_metrics.F1Micro method*), 433
positive_only() (*evalml.objectives.standard_metrics.F1Weighted method*), 435
positive_only() (*evalml.objectives.standard_metrics.Gini method*), 437
positive_only() (*evalml.objectives.standard_metrics.LogLossBinary method*), 439
positive_only() (*evalml.objectives.standard_metrics.LogLossMulticl method*), 441
positive_only() (*evalml.objectives.standard_metrics.MAE method*), 443
positive_only() (*evalml.objectives.standard_metrics.MAPE method*), 444
positive_only() (*evalml.objectives.standard_metrics.MaxError method*), 446
positive_only() (*evalml.objectives.standard_metrics.MCCBinary method*), 448
positive_only() (*evalml.objectives.standard_metrics.MCCMulticlass method*), 450
positive_only() (*evalml.objectives.standard_metrics.MeanSquaredLo method*), 451
positive_only() (*evalml.objectives.standard_metrics.MedianAE method*), 453
positive_only() (*evalml.objectives.standard_metrics.MSE method*), 455
positive_only() (*evalml.objectives.standard_metrics.Precision method*), 457
positive_only() (*evalml.objectives.standard_metrics.PrecisionMacro method*), 458
positive_only() (*evalml.objectives.standard_metrics.PrecisionMicro method*), 460
positive_only() (*evalml.objectives.standard_metrics.PrecisionWeigh method*), 462
positive_only() (*evalml.objectives.standard_metrics.R2 method*), 463
positive_only() (*evalml.objectives.standard_metrics.Recall method*), 465
positive_only() (*evalml.objectives.standard_metrics.RecallMacro method*), 467
positive_only() (*evalml.objectives.standard_metrics.RecallMicro*

method), 469
positive_only() (evalml.objectives.standard_metrics.RecallWeighted method), 470
positive_only() (evalml.objectives.standard_metrics.RootMeanSquaredError method), 472
positive_only() (evalml.objectives.standard_metrics.RootMeanSquaredLogError method), 473
positive_only() (evalml.objectives.time_series_regression_objectives.TimeSeriesRegressionObjective method), 476
Precision (class in evalml.objectives), 539
Precision (class in evalml.objectives.standard_metrics), 455
precision_recall_curve() (in module evalml.model_understanding), 387
precision_recall_curve() (in module evalml.model_understanding.graphs), 371
PrecisionMacro (class in evalml.objectives), 541
PrecisionMacro (class in evalml.objectives.standard_metrics), 457
PrecisionMicro (class in evalml.objectives), 543
PrecisionMicro (class in evalml.objectives.standard_metrics), 459
PrecisionWeighted (class in evalml.objectives), 545
PrecisionWeighted (class in evalml.objectives.standard_metrics), 460
predict() (evalml.pipelines.ARIMARegressor method), 1318
predict() (evalml.pipelines.binary_classification_pipeline.BinaryClassificationPipeline method), 1247
predict() (evalml.pipelines.BinaryClassificationPipeline method), 1324
predict() (evalml.pipelines.CatBoostClassifier method), 1327
predict() (evalml.pipelines.CatBoostRegressor method), 1330
predict() (evalml.pipelines.classification_pipeline.ClassificationPipeline method), 1254
predict() (evalml.pipelines.ClassificationPipeline method), 1334
predict() (evalml.pipelines.component_graph.ComponentGraph method), 1259
predict() (evalml.pipelines.ComponentGraph method), 1339
predict() (evalml.pipelines.components.ARIMARegressor method), 1086
predict() (evalml.pipelines.components.BaselineClassifier method), 1088
predict() (evalml.pipelines.components.BaselineRegressor method), 1091
predict() (evalml.pipelines.components.CatBoostClassifier method), 1093
predict() (evalml.pipelines.components.CatBoostRegressor method), 1096
predict() (evalml.pipelines.components.DecisionTreeClassifier method), 1104
predict() (evalml.pipelines.components.DecisionTreeRegressor method), 1107
predict() (evalml.pipelines.components.ElasticNetClassifier method), 1113
predict() (evalml.pipelines.components.ElasticNetRegressor method), 1121
predict() (evalml.pipelines.components.ensemble.stacked_ensemble_ba method), 565
predict() (evalml.pipelines.components.ensemble.stacked_ensemble_cla method), 568
predict() (evalml.pipelines.components.ensemble.stacked_ensemble_reg method), 572
predict() (evalml.pipelines.components.ensemble.StackedEnsembleBase method), 574
predict() (evalml.pipelines.components.ensemble.StackedEnsembleClas method), 577
predict() (evalml.pipelines.components.ensemble.StackedEnsembleReg method), 580
predict() (evalml.pipelines.components.Estimator method), 1125
predict() (evalml.pipelines.components.estimators.ARIMARegressor method), 753
predict() (evalml.pipelines.components.estimators.BaselineClassifier method), 756
predict() (evalml.pipelines.components.estimators.BaselineRegressor method), 758
predict() (evalml.pipelines.components.estimators.CatBoostClassifier method), 761
predict() (evalml.pipelines.components.estimators.CatBoostRegressor method), 764
predict() (evalml.pipelines.components.estimators.classifiers.baseline_ method), 583
predict() (evalml.pipelines.components.estimators.classifiers.BaselineC method), 626
predict() (evalml.pipelines.components.estimators.classifiers.catboost_ method), 586
predict() (evalml.pipelines.components.estimators.classifiers.CatBoost method), 629
predict() (evalml.pipelines.components.estimators.classifiers.decision_ method), 589
predict() (evalml.pipelines.components.estimators.classifiers.DecisionT method), 632
predict() (evalml.pipelines.components.estimators.classifiers.elasticnet method), 593
predict() (evalml.pipelines.components.estimators.classifiers.ElasticNe method), 635
predict() (evalml.pipelines.components.estimators.classifiers.et_classif method), 596
predict() (evalml.pipelines.components.estimators.classifiers.ExtraTree method), 638
predict() (evalml.pipelines.components.estimators.classifiers.kneighbor method), 599

predict() (evalml.pipelines.components.estimators.classifiers.KNeighborsClassifier method), 640
predict() (evalml.pipelines.components.estimators.classifiers.LightGBMClassifier method), 603
predict() (evalml.pipelines.components.estimators.classifiers.LightGBMClassifier method), 644
predict() (evalml.pipelines.components.estimators.classifiers.LogisticRegressionClassifier method), 606
predict() (evalml.pipelines.components.estimators.classifiers.LogisticRegressionClassifier method), 646
predict() (evalml.pipelines.components.estimators.classifiers.RandomForestClassifier method), 649
predict() (evalml.pipelines.components.estimators.classifiers.rf_classifier.RandomForestClassifier method), 609
predict() (evalml.pipelines.components.estimators.classifiers.svm_classifier.SVMClassifier method), 612
predict() (evalml.pipelines.components.estimators.classifiers.SVMClassifier method), 651
predict() (evalml.pipelines.components.estimators.classifiers.VowpalWabbitBaseClassifier method), 615
predict() (evalml.pipelines.components.estimators.classifiers.VowpalWabbitBinaryClassifier method), 618
predict() (evalml.pipelines.components.estimators.classifiers.VowpalWabbitMulticlassClassifier method), 620
predict() (evalml.pipelines.components.estimators.classifiers.VowpalWabbitBinaryClassifier method), 654
predict() (evalml.pipelines.components.estimators.classifiers.VowpalWabbitMulticlassClassifier method), 657
predict() (evalml.pipelines.components.estimators.classifiers.xgb_classifier.XGBoostClassifier method), 623
predict() (evalml.pipelines.components.estimators.classifiers.XGBoostClassifier method), 659
predict() (evalml.pipelines.components.estimators.DecisionTreeClassifier method), 767
predict() (evalml.pipelines.components.estimators.DecisionTreeRegressor method), 770
predict() (evalml.pipelines.components.estimators.ElasticNetClassifier method), 773
predict() (evalml.pipelines.components.estimators.ElasticNetRegressor method), 775
predict() (evalml.pipelines.components.estimators.Estimator method), 778
predict() (evalml.pipelines.components.estimators.estimator.Estimator method), 749
predict() (evalml.pipelines.components.estimators.ExponentialSmoothingRegressor method), 780
predict() (evalml.pipelines.components.estimators.ExtraTreesClassifier method), 783
predict() (evalml.pipelines.components.estimators.ExtraTreesRegressor method), 786
predict() (evalml.pipelines.components.estimators.KNeighborsClassifier method), 789
predict() (evalml.pipelines.components.estimators.LightGBMClassifier method), 792
predict() (evalml.pipelines.components.estimators.LightGBMRegressor method), 795
predict() (evalml.pipelines.components.estimators.LinearRegressor method), 798
predict() (evalml.pipelines.components.estimators.LogisticRegressionClassifier method), 800
predict() (evalml.pipelines.components.estimators.LogisticRegressionClassifier method), 803
predict() (evalml.pipelines.components.estimators.RandomForestClassifier method), 805
predict() (evalml.pipelines.components.estimators.RandomForestRegressor method), 808
predict() (evalml.pipelines.components.estimators.regressors.arima_regressor method), 662
predict() (evalml.pipelines.components.estimators.regressors.ARIMARegressor method), 709
predict() (evalml.pipelines.components.estimators.regressors.baseline_regressor method), 665
predict() (evalml.pipelines.components.estimators.regressors.BaselineRegressor method), 712
predict() (evalml.pipelines.components.estimators.regressors.catboost_regressor method), 668
predict() (evalml.pipelines.components.estimators.regressors.CatBoostRegressor method), 714
predict() (evalml.pipelines.components.estimators.regressors.decision_tree_regressor method), 672
predict() (evalml.pipelines.components.estimators.regressors.DecisionTreeRegressor method), 717
predict() (evalml.pipelines.components.estimators.regressors.elasticnet_regressor method), 675
predict() (evalml.pipelines.components.estimators.regressors.ElasticNetRegressor method), 720
predict() (evalml.pipelines.components.estimators.regressors.et_regressor method), 678
predict() (evalml.pipelines.components.estimators.regressors.exponential_smoothing_regressor method), 681
predict() (evalml.pipelines.components.estimators.regressors.ExponentialSmoothingRegressor method), 722
predict() (evalml.pipelines.components.estimators.regressors.ExtraTreesRegressor method), 725
predict() (evalml.pipelines.components.estimators.regressors.lightgbm_regressor method), 684
predict() (evalml.pipelines.components.estimators.regressors.LightGBMRegressor method), 728
predict() (evalml.pipelines.components.estimators.regressors.linear_regressor method), 687
predict() (evalml.pipelines.components.estimators.regressors.LinearRegressor method), 731
predict() (evalml.pipelines.components.estimators.regressors.prophet_regressor method), 691
predict() (evalml.pipelines.components.estimators.regressors.ProphetRegressor method), 734
predict() (evalml.pipelines.components.estimators.regressors.RandomForestRegressor method), 736

predict() (evalml.pipelines.components.estimators.regressors.elastic_net_regressor.ElasticNetRegressor method), 694
predict() (evalml.pipelines.components.estimators.regressors.svm_regressor.SVMRegressor method), 696
predict() (evalml.pipelines.components.estimators.regressors.SVMRegressor method), 739
predict() (evalml.pipelines.components.estimators.regressors.time_series_baseline_estimator.TimeSeriesBaselineEstimator method), 699
predict() (evalml.pipelines.components.estimators.regressors.TimeSeriesBaselineEstimator method), 741
predict() (evalml.pipelines.components.estimators.regressors.vowpal_wabbit_regressor.VowpalWabbitRegressor method), 702
predict() (evalml.pipelines.components.estimators.regressors.VowpalWabbitRegressor method), 744
predict() (evalml.pipelines.components.estimators.regressors.xgboost_regressor.XGBoostRegressor method), 705
predict() (evalml.pipelines.components.estimators.regressors.XGBoostRegressor method), 746
predict() (evalml.pipelines.components.estimators.SVMClassifier method), 810
predict() (evalml.pipelines.components.estimators.SVMRegressor method), 813
predict() (evalml.pipelines.components.estimators.TimeSeriesBaselineEstimator method), 815
predict() (evalml.pipelines.components.estimators.VowpalWabbitBinaryClassifier method), 818
predict() (evalml.pipelines.components.estimators.VowpalWabbitMulticlassClassifier method), 820
predict() (evalml.pipelines.components.estimators.VowpalWabbitRegressor method), 822
predict() (evalml.pipelines.components.estimators.XGBoostClassifier method), 825
predict() (evalml.pipelines.components.estimators.XGBoostRegressor method), 828
predict() (evalml.pipelines.components.ExponentialSmoothingRegressor method), 1128
predict() (evalml.pipelines.components.ExtraTreesClassifier method), 1131
predict() (evalml.pipelines.components.ExtraTreesRegressor method), 1134
predict() (evalml.pipelines.components.KNeighborsClassifier method), 1142
predict() (evalml.pipelines.components.LightGBMClassifier method), 1147
predict() (evalml.pipelines.components.LightGBMRegressor method), 1150
predict() (evalml.pipelines.components.LinearRegressor method), 1155
predict() (evalml.pipelines.components.LogisticRegressionClassifier method), 1157
predict() (evalml.pipelines.components.ProphetRegressor method), 1179
predict() (evalml.pipelines.components.RandomForestClassifier method), 1182
predict() (evalml.pipelines.components.RandomForestRegressor method), 1184
predict() (evalml.pipelines.components.StackedEnsembleClassifier method), 1201
predict() (evalml.pipelines.components.StackedEnsembleRegressor method), 1204
predict() (evalml.pipelines.components.TimeSeriesBaselineEstimator method), 1209
predict() (evalml.pipelines.components.SVMRegressor method), 1211
predict() (evalml.pipelines.components.VowpalWabbitRegressor method), 1218
predict() (evalml.pipelines.components.utils.WrappedSKClassifier method), 1079
predict() (evalml.pipelines.components.utils.WrappedSKRegressor method), 1080
predict() (evalml.pipelines.components.VowpalWabbitBinaryClassifier method), 1231
predict() (evalml.pipelines.components.VowpalWabbitMulticlassClassifier method), 1234
predict() (evalml.pipelines.components.VowpalWabbitRegressor method), 1236
predict() (evalml.pipelines.components.XGBoostClassifier method), 1239
predict() (evalml.pipelines.components.XGBoostRegressor method), 1241
predict() (evalml.pipelines.DecisionTreeClassifier method), 1342
predict() (evalml.pipelines.DecisionTreeRegressor method), 1345
predict() (evalml.pipelines.ElasticNetClassifier method), 1350
predict() (evalml.pipelines.ElasticNetRegressor method), 1352
predict() (evalml.pipelines.Estimator method), 1355
predict() (evalml.pipelines.ExponentialSmoothingRegressor method), 1358
predict() (evalml.pipelines.ExtraTreesClassifier method), 1361
predict() (evalml.pipelines.ExtraTreesRegressor method), 1364
predict() (evalml.pipelines.KNeighborsClassifier method), 1369
predict() (evalml.pipelines.LightGBMClassifier method), 1372
predict() (evalml.pipelines.LightGBMRegressor method), 1374
predict() (evalml.pipelines.LinearRegressor method), 1377
predict() (evalml.pipelines.LogisticRegressionClassifier method), 1379
predict() (evalml.pipelines.multiclass_classification_pipeline.MulticlassClassificationPipeline method), 1265
predict() (evalml.pipelines.MulticlassClassificationPipeline

method), 1384
predict() (*evalml.pipelines.pipeline_base.PipelineBase method*), 1271
predict() (*evalml.pipelines.PipelineBase method*), 1395
predict() (*evalml.pipelines.ProphetRegressor method*), 1398
predict() (*evalml.pipelines.RandomForestClassifier method*), 1400
predict() (*evalml.pipelines.RandomForestRegressor method*), 1403
predict() (*evalml.pipelines.regression_pipeline.RegressionPipeline method*), 1277
predict() (*evalml.pipelines.RegressionPipeline method*), 1407
predict() (*evalml.pipelines.StackedEnsembleClassifier method*), 1419
predict() (*evalml.pipelines.StackedEnsembleRegressor method*), 1422
predict() (*evalml.pipelines.SVMClassifier method*), 1427
predict() (*evalml.pipelines.SVMRegressor method*), 1429
predict() (*evalml.pipelines.time_series_classification_pipelines.TimeSeriesBinary method*), 1284
predict() (*evalml.pipelines.time_series_classification_pipelines.TimeSeriesClass method*), 1290
predict() (*evalml.pipelines.time_series_classification_pipelines.TimeSeriesMul method*), 1297
predict() (*evalml.pipelines.time_series_pipeline_base.TimeSeriesPipelineBase method*), 1303
predict() (*evalml.pipelines.time_series_regression_pipeline.TimeSeriesRegression method*), 1310
predict() (*evalml.pipelines.TimeSeriesBinaryClassificationPipeline method*), 1437
predict() (*evalml.pipelines.TimeSeriesClassificationPipeline method*), 1443
predict() (*evalml.pipelines.TimeSeriesMulticlassClassificationPipeline method*), 1453
predict() (*evalml.pipelines.TimeSeriesRegressionPipeline method*), 1459
predict() (*evalml.pipelines.VowpalWabbitBinaryClassifier method*), 1465
predict() (*evalml.pipelines.VowpalWabbitMulticlassClassifier method*), 1468
predict() (*evalml.pipelines.VowpalWabbitRegressor method*), 1470
predict() (*evalml.pipelines.XGBoostClassifier method*), 1472
predict() (*evalml.pipelines.XGBoostRegressor method*), 1475
predict_in_sample() (*evalml.pipelines.time_series_classification_pipelines.TimeSeriesBinary method*), 1284
predict_in_sample() (*evalml.pipelines.time_series_classification_pipelines.TimeSeries method*), 1290
predict_in_sample() (*evalml.pipelines.time_series_classification_pipelines.TimeSeries method*), 1297
predict_in_sample() (*evalml.pipelines.time_series_pipeline_base.TimeSeriesPipelineB method*), 1304
predict_in_sample() (*evalml.pipelines.time_series_regression_pipeline.TimeSeriesReg method*), 1310
predict_in_sample() (*evalml.pipelines.TimeSeriesBinaryClassificationPipeline method*), 1437
predict_in_sample() (*evalml.pipelines.TimeSeriesClassificationPipeline method*), 1443
predict_in_sample() (*evalml.pipelines.TimeSeriesMulticlassClassificationPipeline method*), 1453
predict_in_sample() (*evalml.pipelines.TimeSeriesRegressionPipeline method*), 1460
predict_proba() (*evalml.pipelines.ARIMARegressor method*), 1119
predict_proba() (*evalml.pipelines.binary_classification_pipeline.Bina method*), 1247
predict_proba() (*evalml.pipelines.BinaryClassificationPipeline method*), 1324
predict_proba() (*evalml.pipelines.CatBoostClassifier method*), 1327
predict_proba() (*evalml.pipelines.CatBoostRegressor method*), 1330
predict_proba() (*evalml.pipelines.classification_pipeline.Classificati method*), 1254
predict_proba() (*evalml.pipelines.ClassificationPipeline method*), 1334
predict_proba() (*evalml.pipelines.components.ARIMARegressor method*), 1086
predict_proba() (*evalml.pipelines.components.BaselineClassifier method*), 1088
predict_proba() (*evalml.pipelines.components.BaselineRegressor method*), 1091
predict_proba() (*evalml.pipelines.components.CatBoostClassifier method*), 1093
predict_proba() (*evalml.pipelines.components.CatBoostRegressor method*), 1096
predict_proba() (*evalml.pipelines.components.DecisionTreeClassifier method*), 1104
predict_proba() (*evalml.pipelines.components.DecisionTreeRegresso method*), 1107
predict_proba() (*evalml.pipelines.components.ElasticNetClassifier method*), 1118

predict_proba() (evalml.pipelines.components.ElasticNetRegressor method), 1121
predict_proba() (evalml.pipelines.components.ensemble.stacked_ensemble.StackedEnsembleBase method), 565
predict_proba() (evalml.pipelines.components.ensemble.stacked_ensemble.StackedEnsembleClassifier method), 569
predict_proba() (evalml.pipelines.components.ensemble.stacked_ensemble.StackedEnsembleRegressor method), 572
predict_proba() (evalml.pipelines.components.ensemble.stacked_ensemble.StackedEnsembleBase method), 574
predict_proba() (evalml.pipelines.components.ensemble.stacked_ensemble.StackedEnsembleClassifier method), 577
predict_proba() (evalml.pipelines.components.ensemble.stacked_ensemble.StackedEnsembleRegressor method), 580
predict_proba() (evalml.pipelines.components.Estimator method), 1125
predict_proba() (evalml.pipelines.components.estimators.ARIMARegressor method), 753
predict_proba() (evalml.pipelines.components.estimators.BaselineClassifier method), 756
predict_proba() (evalml.pipelines.components.estimators.BaselineRegressor method), 758
predict_proba() (evalml.pipelines.components.estimators.CatBoostClassifier method), 761
predict_proba() (evalml.pipelines.components.estimators.CatBoostRegressor method), 764
predict_proba() (evalml.pipelines.components.estimators.classifiers.baseline_classifier.BaselineClassifier method), 583
predict_proba() (evalml.pipelines.components.estimators.classifiers.baseline_classifier.BaselineClassifier method), 626
predict_proba() (evalml.pipelines.components.estimators.classifiers.catboost_classifier.CatBoostClassifier method), 586
predict_proba() (evalml.pipelines.components.estimators.classifiers.catboost_classifier.CatBoostClassifier method), 629
predict_proba() (evalml.pipelines.components.estimators.classifiers.decision_tree_classifier.DecisionTreeClassifier method), 590
predict_proba() (evalml.pipelines.components.estimators.classifiers.DecisionTreeClassifier method), 632
predict_proba() (evalml.pipelines.components.estimators.classifiers.elastic_net_classifier.ElasticNetClassifier method), 593
predict_proba() (evalml.pipelines.components.estimators.classifiers.ElasticNetClassifier method), 635
predict_proba() (evalml.pipelines.components.estimators.classifiers.extra_trees_classifier.ExtraTreesClassifier method), 596
predict_proba() (evalml.pipelines.components.estimators.classifiers.ExtraTreesClassifier method), 638
predict_proba() (evalml.pipelines.components.estimators.classifiers.kneighbors_classifier.KNeighborsClassifier method), 599
predict_proba() (evalml.pipelines.components.estimators.classifiers.KNeighborsClassifier method), 641
predict_proba() (evalml.pipelines.components.estimators.classifiers.lightgbm_classifier.LightGBMClassifier method), 603
predict_proba() (evalml.pipelines.components.estimators.classifiers.LightGBMClassifier method), 644
predict_proba() (evalml.pipelines.components.estimators.classifiers.l method), 606
predict_proba() (evalml.pipelines.components.estimators.classifiers.l method), 646
predict_proba() (evalml.pipelines.components.estimators.classifiers.l method), 649
predict_proba() (evalml.pipelines.components.estimators.classifiers.r method), 609
predict_proba() (evalml.pipelines.components.estimators.classifiers.s method), 612
predict_proba() (evalml.pipelines.components.estimators.classifiers.S method), 651
predict_proba() (evalml.pipelines.components.estimators.classifiers.v method), 615
predict_proba() (evalml.pipelines.components.estimators.classifiers.v method), 618
predict_proba() (evalml.pipelines.components.estimators.classifiers.v method), 620
predict_proba() (evalml.pipelines.components.estimators.classifiers.V method), 654
predict_proba() (evalml.pipelines.components.estimators.classifiers.V method), 657
predict_proba() (evalml.pipelines.components.estimators.classifiers.x method), 623
predict_proba() (evalml.pipelines.components.estimators.classifiers.X method), 659
predict_proba() (evalml.pipelines.components.estimators.DecisionTr method), 767
predict_proba() (evalml.pipelines.components.estimators.DecisionTr method), 770
predict_proba() (evalml.pipelines.components.estimators.ElasticNetC method), 773
predict_proba() (evalml.pipelines.components.estimators.ElasticNetF method), 775
predict_proba() (evalml.pipelines.components.estimators.Estimator method), 778
predict_proba() (evalml.pipelines.components.estimator.E method), 749
predict_proba() (evalml.pipelines.components.estimators.Exponentia method), 781
predict_proba() (evalml.pipelines.components.estimators.ExtraTrees method), 784
predict_proba() (evalml.pipelines.components.estimators.ExtraTrees method), 787
predict_proba() (evalml.pipelines.components.estimators.KNeighbor method), 789
predict_proba() (evalml.pipelines.components.estimators.LightGBMC method), 792
predict_proba() (evalml.pipelines.components.estimators.LightGBM method), 795
predict_proba() (evalml.pipelines.components.estimators.LinearRegr method), 798
predict_proba() (evalml.pipelines.components.estimators.LogisticReg method), 801

predict_proba() (*evalml.pipelines.components.estimators.regressors.ProphetRegressor method*), 803
predict_proba() (*evalml.pipelines.components.estimators.RandomForestClassifier method*), 805
predict_proba() (*evalml.pipelines.components.estimators.RandomForestRegressor method*), 808
predict_proba() (*evalml.pipelines.components.estimators.regressors.arima.ARIMARegressor method*), 663
predict_proba() (*evalml.pipelines.components.estimators.regressors.arima_regressor.ARIMARegressor method*), 709
predict_proba() (*evalml.pipelines.components.estimators.regressors.baseline.BaselineRegressor method*), 665
predict_proba() (*evalml.pipelines.components.estimators.regressors.baseline_regressor.BaselineRegressor method*), 712
predict_proba() (*evalml.pipelines.components.estimators.regressors.catboost.CatBoostRegressor method*), 668
predict_proba() (*evalml.pipelines.components.estimators.regressors.CatBoostRegressor method*), 714
predict_proba() (*evalml.pipelines.components.estimators.regressors.decision_tree.DecisionTreeRegressor method*), 672
predict_proba() (*evalml.pipelines.components.estimators.regressors.DecisionTreeRegressor method*), 717
predict_proba() (*evalml.pipelines.components.estimators.regressors.elastic_net.ElasticNetRegressor method*), 675
predict_proba() (*evalml.pipelines.components.estimators.regressors.ElasticNetRegressor method*), 720
predict_proba() (*evalml.pipelines.components.estimators.regressors.extra_trees.ExtraTreesRegressor method*), 678
predict_proba() (*evalml.pipelines.components.estimators.regressors.exponential_smoothing_regressor.ExponentialSmoothingRegressor method*), 681
predict_proba() (*evalml.pipelines.components.estimators.regressors.ExtraTreesRegressor method*), 723
predict_proba() (*evalml.pipelines.components.estimators.regressors.lightgbm_regressor.LightGBMRegressor method*), 685
predict_proba() (*evalml.pipelines.components.estimators.regressors.LightGBMRegressor method*), 729
predict_proba() (*evalml.pipelines.components.estimators.regressors.linear_regressor.LinearRegressor method*), 687
predict_proba() (*evalml.pipelines.components.estimators.regressors.LinearRegressor method*), 731
predict_proba() (*evalml.pipelines.components.estimators.regressors.prophet_regressor.ProphetRegressor method*), 691
predict_proba() (*evalml.pipelines.components.estimators.regressors.ProphetRegressor method*), 734
predict_proba() (*evalml.pipelines.components.estimators.regressors.random_forest.RandomForestRegressor method*), 736
predict_proba() (*evalml.pipelines.components.estimators.regressors.random_forest_regressor.RandomForestRegressor method*), 694
predict_proba() (*evalml.pipelines.components.estimators.regressors.svm_regressor.SVMRegressor method*), 696
predict_proba() (*evalml.pipelines.components.estimators.regressors.SVMRegressor method*), 739
predict_proba() (*evalml.pipelines.components.estimators.regressors.t*
method), 699
predict_proba() (*evalml.pipelines.components.estimators.regressors.*
method), 741
predict_proba() (*evalml.pipelines.components.estimators.regressors.*
method), 702
predict_proba() (*evalml.pipelines.components.estimators.regressors.*
method), 744
predict_proba() (*evalml.pipelines.components.estimators.regressors.*
method), 705
predict_proba() (*evalml.pipelines.components.estimators.regressors.*
method), 746
predict_proba() (*evalml.pipelines.components.estimators.SVMClassi*
method), 810
predict_proba() (*evalml.pipelines.components.estimators.SVMRegres*
method), 813
predict_proba() (*evalml.pipelines.components.estimators.TimeSeries*
method), 815
predict_proba() (*evalml.pipelines.components.estimators.VowpalWab*
method), 818
predict_proba() (*evalml.pipelines.components.estimators.VowpalWab*
method), 820
predict_proba() (*evalml.pipelines.components.estimators.VowpalWab*
method), 823
predict_proba() (*evalml.pipelines.components.estimators.XGBoostCl*
method), 825
predict_proba() (*evalml.pipelines.components.estimators.XGBoostRe*
method), 828
predict_proba() (*evalml.pipelines.components.ExponentialSmoothingRe*
method), 1128
predict_proba() (*evalml.pipelines.components.ExtraTreesClassifier*
method), 1131
predict_proba() (*evalml.pipelines.components.ExtraTreesRegressor*
method), 1134
predict_proba() (*evalml.pipelines.components.KNeighborsClassifier*
method), 1142
predict_proba() (*evalml.pipelines.components.LightGBMClassifier*
method), 1147
predict_proba() (*evalml.pipelines.components.LightGBMRegressor*
method), 1150
predict_proba() (*evalml.pipelines.components.LinearRegressor*
method), 1155
predict_proba() (*evalml.pipelines.components.LogisticRegressionCla*
method), 1158
predict_proba() (*evalml.pipelines.components.ProphetRegressor*
method), 1179
predict_proba() (*evalml.pipelines.components.RandomForestClassifi*
method), 1182
predict_proba() (*evalml.pipelines.components.RandomForestRegress*
method), 1184
predict_proba() (*evalml.pipelines.components.StackedEnsembleClas*
method), 1201
predict_proba() (*evalml.pipelines.components.StackedEnsembleRegr*
method), 1204

predict_proba() (*evalml.pipelines.components.SVMClassifier method*), 1209
predict_proba() (*evalml.pipelines.components.SVMRegressor method*), 1211
predict_proba() (*evalml.pipelines.components.TimeSeriesBaselineEstimator method*), 1219
predict_proba() (*evalml.pipelines.components.utils.WrapperSKClassifier method*), 1079
predict_proba() (*evalml.pipelines.components.VowpalWabbitBinaryClassifier method*), 1231
predict_proba() (*evalml.pipelines.components.VowpalWabbitMulticlassClassifier method*), 1234
predict_proba() (*evalml.pipelines.components.VowpalWabbitRegressor method*), 1236
predict_proba() (*evalml.pipelines.components.XGBoostClassifier method*), 1239
predict_proba() (*evalml.pipelines.components.XGBoostRegressor method*), 1241
predict_proba() (*evalml.pipelines.DecisionTreeClassifier method*), 1342
predict_proba() (*evalml.pipelines.DecisionTreeRegressor method*), 1345
predict_proba() (*evalml.pipelines.ElasticNetClassifier method*), 1350
predict_proba() (*evalml.pipelines.ElasticNetRegressor method*), 1353
predict_proba() (*evalml.pipelines.Estimator method*), 1355
predict_proba() (*evalml.pipelines.ExponentialSmoothingRegressor method*), 1358
predict_proba() (*evalml.pipelines.ExtraTreesClassifier method*), 1361
predict_proba() (*evalml.pipelines.ExtraTreesRegressor method*), 1364
predict_proba() (*evalml.pipelines.KNeighborsClassifier method*), 1369
predict_proba() (*evalml.pipelines.LightGBMClassifier method*), 1372
predict_proba() (*evalml.pipelines.LightGBMRegressor method*), 1375
predict_proba() (*evalml.pipelines.LinearRegressor method*), 1377
predict_proba() (*evalml.pipelines.LogisticRegressionClassifier method*), 1380
predict_proba() (*evalml.pipelines.multiclass_classification_pipelines.MulticlassClassificationPipeline method*), 1265
predict_proba() (*evalml.pipelines.MulticlassClassificationPipeline method*), 1385
predict_proba() (*evalml.pipelines.ProphetRegressor method*), 1398
predict_proba() (*evalml.pipelines.RandomForestClassifier method*), 1401
predict_proba() (*evalml.pipelines.RandomForestRegressor method*), 1403
predict_proba() (*evalml.pipelines.StackedEnsembleClassifier method*), 1419
predict_proba() (*evalml.pipelines.StackedEnsembleRegressor method*), 1422
predict_proba() (*evalml.pipelines.SVMClassifier method*), 1427
predict_proba() (*evalml.pipelines.SVMRegressor method*), 1429
predict_proba() (*evalml.pipelines.time_series_classification_pipeline method*), 1284
predict_proba() (*evalml.pipelines.time_series_classification_pipeline method*), 1291
predict_proba() (*evalml.pipelines.time_series_classification_pipeline method*), 1298
predict_proba() (*evalml.pipelines.TimeSeriesBinaryClassificationPip method*), 1437
predict_proba() (*evalml.pipelines.TimeSeriesClassificationPipeline method*), 1444
predict_proba() (*evalml.pipelines.TimeSeriesMulticlassClassification method*), 1453
predict_proba() (*evalml.pipelines.VowpalWabbitBinaryClassifier method*), 1466
predict_proba() (*evalml.pipelines.VowpalWabbitMulticlassClassifier method*), 1468
predict_proba() (*evalml.pipelines.VowpalWabbitRegressor method*), 1470
predict_proba() (*evalml.pipelines.XGBoostClassifier method*), 1473
predict_proba() (*evalml.pipelines.XGBoostRegressor method*), 1475
predict_proba_in_sample() (*evalml.pipelines.time_series_classification_pipelines.TimeSeries method*), 1285
predict_proba_in_sample() (*evalml.pipelines.time_series_classification_pipelines.TimeSeries method*), 1291
predict_proba_in_sample() (*evalml.pipelines.time_series_classification_pipelines.TimeSeries method*), 1298
predict_proba_in_sample() (*evalml.pipelines.TimeSeriesBinaryClassificationPipeline method*), 1438
predict_proba_in_sample() (*evalml.pipelines.TimeSeriesClassificationPipeline method*), 1444
predict_proba_in_sample() (*evalml.pipelines.TimeSeriesMulticlassClassificationPipeline method*), 1454
print_deps() (*in module evalml.utils.cli_utils*), 1514
print_info() (*in module evalml.utils.cli_utils*), 1514
print_sys_info() (*in module evalml.utils.cli_utils*), 1514
ProblemTypes (*class in evalml.problem_types*), 1500
ProblemTypes (*class in*

evalml.problem_types.problem_types), 1493
ProphetRegressor (*class in evalml.pipelines*), 1396
ProphetRegressor (*class in evalml.pipelines.components*), 1177
ProphetRegressor (*class in evalml.pipelines.components.estimators*), 801
ProphetRegressor (*class in evalml.pipelines.components.estimators.regressors*), 731
ProphetRegressor (*class in evalml.pipelines.components.estimators.regressors.prophet_regressor*), 689
propose() (*evalml.tuners.grid_search_tuner.GridSearchTuner method*), 1502
propose() (*evalml.tuners.GridSearchTuner method*), 1509
propose() (*evalml.tuners.random_search_tuner.RandomSearchTuner method*), 1504
propose() (*evalml.tuners.RandomSearchTuner method*), 1510
propose() (*evalml.tuners.skopt_tuner.SKOptTuner method*), 1506
propose() (*evalml.tuners.SKOptTuner method*), 1512
propose() (*evalml.tuners.Tuner method*), 1513
propose() (*evalml.tuners.tuner.Tuner method*), 1507

R

R2 (*class in evalml.objectives*), 546
R2 (*class in evalml.objectives.standard_metrics*), 462
raise_error_callback() (*in module evalml.automl.callbacks*), 233
RandomForestClassifier (*class in evalml.pipelines*), 1399
RandomForestClassifier (*class in evalml.pipelines.components*), 1180
RandomForestClassifier (*class in evalml.pipelines.components.estimators*), 803
RandomForestClassifier (*class in evalml.pipelines.components.estimators.classifiers*), 647
RandomForestClassifier (*class in evalml.pipelines.components.estimators.classifiers.rf_classifier*), 607
RandomForestRegressor (*class in evalml.pipelines*), 1401
RandomForestRegressor (*class in evalml.pipelines.components*), 1182
RandomForestRegressor (*class in evalml.pipelines.components.estimators*), 806
RandomForestRegressor (*class in evalml.pipelines.components.estimators.regressors*), 734
RandomForestRegressor (*class in evalml.pipelines.components.estimators.regressors.rf_regressor*), 692
RandomSearchTuner (*class in evalml.tuners*), 1509
RandomSearchTuner (*class in evalml.tuners.random_search_tuner*), 1503
rankings() (*evalml.automl.automl_search.AutoMLSearch property*), 229
rankings() (*evalml.automl.AutoMLSearch property*), 242
rankings() (*evalml.AutoMLSearch property*), 1531
readable_explanation() (*in module evalml.model_understanding*), 387
readable_explanation() (*in module evalml.model_understanding.feature_explanations*), 360
Recall (*class in evalml.objectives*), 548
Recall (*class in evalml.objectives.standard_metrics*), 464
RecallMacro (*class in evalml.objectives*), 550
RecallMacro (*class in evalml.objectives.standard_metrics*), 466
RecallMicro (*class in evalml.objectives*), 552
RecallMicro (*class in evalml.objectives.standard_metrics*), 467
RecallWeighted (*class in evalml.objectives*), 553
RecallWeighted (*class in evalml.objectives.standard_metrics*), 469
register() (*evalml.pipelines.components.component_base_meta.Comp*
method), 1075
register() (*evalml.pipelines.components.ComponentBaseMeta method*), 1099
register() (*evalml.pipelines.components.transformers.encoders.onehot*
method), 845
register() (*evalml.pipelines.components.transformers.imputers.target_*
method), 887
register() (*evalml.pipelines.pipeline_meta.PipelineBaseMeta method*), 1273
register() (*evalml.utils.base_meta.BaseMeta method*), 1513
RegressionObjective (*class in evalml.objectives*), 555
RegressionObjective (*class in evalml.objectives.regression_objective*), 406
RegressionPipeline (*class in evalml.pipelines*), 1403
RegressionPipeline (*class in evalml.pipelines.regression_pipeline*), 1273
ReplaceNullableTypes (*class in evalml.pipelines.components*), 1185
ReplaceNullableTypes (*class in evalml.pipelines.components.transformers*), 1039

ReplaceNullableTypes (*class in evalml.pipelines.components.transformers.preprocessing*), 954
ReplaceNullableTypes (*class in evalml.pipelines.components.transformers.preprocessing.replace_nullable_types*), 919
results() (*evalml.automl.automl_search.AutoMLSearch property*), 229
results() (*evalml.automl.AutoMLSearch property*), 242
results() (*evalml.AutoMLSearch property*), 1531
RFClassifierSelectFromModel (*class in evalml.pipelines*), 1409
RFClassifierSelectFromModel (*class in evalml.pipelines.components*), 1187
RFClassifierSelectFromModel (*class in evalml.pipelines.components.transformers*), 1041
RFClassifierSelectFromModel (*class in evalml.pipelines.components.transformers.feature_selection*), 869
RFClassifierSelectFromModel (*class in evalml.pipelines.components.transformers.feature_selection.rf_classifier_feature_selector*), 861
RFRegressorSelectFromModel (*class in evalml.pipelines*), 1411
RFRegressorSelectFromModel (*class in evalml.pipelines.components*), 1189
RFRegressorSelectFromModel (*class in evalml.pipelines.components.transformers*), 1044
RFRegressorSelectFromModel (*class in evalml.pipelines.components.transformers.feature_selection*), 872
RFRegressorSelectFromModel (*class in evalml.pipelines.components.transformers.feature_selection.rf_regressor_feature_selector*), 864
roc_curve() (*in module evalml.model_understanding*), 388
roc_curve() (*in module evalml.model_understanding.graphs*), 371
RootMeanSquaredError (*class in evalml.objectives*), 557
RootMeanSquaredError (*class in evalml.objectives.standard_metrics*), 471
RootMeanSquaredLogError (*class in evalml.objectives*), 559
RootMeanSquaredLogError (*class in evalml.objectives.standard_metrics*), 472
rows_of_interest() (*in module evalml.pipelines.utils*), 1314

S

safe_repr() (*in module evalml.utils*), 1525
safe_repr() (*in module evalml.utils.gen_utils*), 1519
save() (*evalml.automl.automl_search.AutoMLSearch method*), 229
save() (*evalml.automl.AutoMLSearch method*), 242
save() (*evalml.AutoMLSearch method*), 1531
save() (*evalml.pipelines.ARIMARegressor method*), 1319
save() (*evalml.pipelines.binary_classification_pipeline.BinaryClassificat method*), 1247
save() (*evalml.pipelines.BinaryClassificationPipeline method*), 1324
save() (*evalml.pipelines.CatBoostClassifier method*), 1328
save() (*evalml.pipelines.CatBoostRegressor method*), 1330
save() (*evalml.pipelines.classification_pipeline.ClassificationPipeline method*), 1254
save() (*evalml.pipelines.ClassificationPipeline method*), 1335
save() (*evalml.pipelines.components.ARIMARegressor method*), 1086
save() (*evalml.pipelines.components.BaselineClassifier method*), 1089
save() (*evalml.pipelines.components.BaselineRegressor method*), 1091
save() (*evalml.pipelines.components.CatBoostClassifier method*), 1093
save() (*evalml.pipelines.components.CatBoostRegressor method*), 1096
save() (*evalml.pipelines.components.component_base.ComponentBase method*), 1074
save() (*evalml.pipelines.components.ComponentBase method*), 1098
save() (*evalml.pipelines.components.DateTimeFeaturizer method*), 1101
save() (*evalml.pipelines.components.DecisionTreeClassifier method*), 1104
save() (*evalml.pipelines.components.DecisionTreeRegressor method*), 1107
save() (*evalml.pipelines.components.DFSTransformer method*), 1109
save() (*evalml.pipelines.components.DropColumns method*), 1111
save() (*evalml.pipelines.components.DropNullColumns method*), 1113
save() (*evalml.pipelines.components.DropRowsTransformer method*), 1116
save() (*evalml.pipelines.components.ElasticNetClassifier method*), 1119
save() (*evalml.pipelines.components.ElasticNetRegressor method*), 1121
save() (*evalml.pipelines.components.EmailFeaturizer method*), 1123
save() (*evalml.pipelines.components.ensemble.stacked_ensemble_base.S*

method), 565
save() (*evalml.pipelines.components.ensemble.stacked_ensemble_classifier.StackedEnsemble*
method), 569
save() (*evalml.pipelines.components.ensemble.stacked_ensemble_regressor.StackedEnsemble*
method), 572
save() (*evalml.pipelines.components.ensemble.StackedEnsembleBase*
method), 574
save() (*evalml.pipelines.components.ensemble.StackedEnsembleClassifier*
method), 577
save() (*evalml.pipelines.components.ensemble.StackedEnsembleRegressor*
method), 580
save() (*evalml.pipelines.components.Estimator*
method), 1126
save() (*evalml.pipelines.components.estimators.ARIMARegressor*
method), 753
save() (*evalml.pipelines.components.estimators.BaselineClassifier*
method), 756
save() (*evalml.pipelines.components.estimators.BaselineRegressor*
method), 758
save() (*evalml.pipelines.components.estimators.CatBoostClassifier*
method), 761
save() (*evalml.pipelines.components.estimators.CatBoostRegressor*
method), 764
save() (*evalml.pipelines.components.estimators.classifiers.baseline_classifier.BaselineClassifier*
method), 584
save() (*evalml.pipelines.components.estimators.classifiers.BaselineClassifier*
method), 626
save() (*evalml.pipelines.components.estimators.classifiers.catboost_classifier.CatBoostClassifier*
method), 587
save() (*evalml.pipelines.components.estimators.classifiers.CatBoostClassifier*
method), 629
save() (*evalml.pipelines.components.estimators.classifiers.decision_tree_classifier.DecisionTreeClassifier*
method), 590
save() (*evalml.pipelines.components.estimators.classifiers.DecisionTreeClassifier*
method), 632
save() (*evalml.pipelines.components.estimators.classifiers.elastic_net_classifier.ElasticNetClassifier*
method), 593
save() (*evalml.pipelines.components.estimators.classifiers.ElasticNetClassifier*
method), 635
save() (*evalml.pipelines.components.estimators.classifiers.extra_trees_classifier.ExtraTreesClassifier*
method), 596
save() (*evalml.pipelines.components.estimators.classifiers.ExtraTreesClassifier*
method), 638
save() (*evalml.pipelines.components.estimators.classifiers.kneighbors_classifier.KNeighborsClassifier*
method), 600
save() (*evalml.pipelines.components.estimators.classifiers.KNeighborsClassifier*
method), 641
save() (*evalml.pipelines.components.estimators.classifiers.lightgbm_classifier.LightGBMClassifier*
method), 603
save() (*evalml.pipelines.components.estimators.classifiers.LightGBMClassifier*
method), 644
save() (*evalml.pipelines.components.estimators.classifiers.logistic_regression_classifier.LogisticRegressionClassifier*
method), 606
save() (*evalml.pipelines.components.estimators.classifiers.LogisticRegressionClassifier*
method), 647
save() (*evalml.pipelines.components.estimators.classifiers.RandomForestClassifier*
method), 649
save() (*evalml.pipelines.components.estimators.classifiers.rf_classifier.RandomForestClassifier*
method), 609
save() (*evalml.pipelines.components.estimators.classifiers.svm_classifier.SVMClassifier*
method), 612
save() (*evalml.pipelines.components.estimators.classifiers.SVMClassifier*
method), 652
save() (*evalml.pipelines.components.estimators.classifiers.vowpal_wabbit_base_classifier.VowpalWabbitBaseClassifier*
method), 615
save() (*evalml.pipelines.components.estimators.classifiers.vowpal_wabbit_base_classifier.VowpalWabbitBaseClassifier*
method), 618
save() (*evalml.pipelines.components.estimators.classifiers.vowpal_wabbit_multi_class_classifier.VowpalWabbitMultiClassClassifier*
method), 620
save() (*evalml.pipelines.components.estimators.classifiers.VowpalWabbitBaseClassifier*
method), 654
save() (*evalml.pipelines.components.estimators.classifiers.VowpalWabbitMultiClassClassifier*
method), 657
save() (*evalml.pipelines.components.estimators.classifiers.xgboost_classifier.XGBoostClassifier*
method), 623
save() (*evalml.pipelines.components.estimators.classifiers.XGBoostClassifier*
method), 659
save() (*evalml.pipelines.components.estimators.DecisionTreeClassifier*
method), 767
save() (*evalml.pipelines.components.estimators.DecisionTreeRegressor*
method), 770
save() (*evalml.pipelines.components.estimators.ElasticNetClassifier*
method), 773
save() (*evalml.pipelines.components.estimators.ElasticNetRegressor*
method), 775
save() (*evalml.pipelines.components.estimators.Estimator*
method), 778
save() (*evalml.pipelines.components.estimators.estimator.Estimator*
method), 749
save() (*evalml.pipelines.components.estimators.ExponentialSmoothingRegressor*
method), 781
save() (*evalml.pipelines.components.estimators.ExtraTreesClassifier*
method), 784
save() (*evalml.pipelines.components.estimators.ExtraTreesRegressor*
method), 787
save() (*evalml.pipelines.components.estimators.KNeighborsClassifier*
method), 790
save() (*evalml.pipelines.components.estimators.LightGBMClassifier*
method), 793
save() (*evalml.pipelines.components.estimators.LightGBMRegressor*
method), 795
save() (*evalml.pipelines.components.estimators.LinearRegressor*
method), 798
save() (*evalml.pipelines.components.estimators.LogisticRegressionClassifier*
method), 801
save() (*evalml.pipelines.components.estimators.LogisticRegressionRegressor*
method), 803
save() (*evalml.pipelines.components.estimators.RandomForestClassifier*

method), 806
save() (*evalml.pipelines.components.estimators.RandomForestRegressor method*), 808
save() (*evalml.pipelines.components.estimators.regressors.arima_regressor.ARIMARegressor method*), 663
save() (*evalml.pipelines.components.estimators.regressors.ARIMARegressor method*), 709
save() (*evalml.pipelines.components.estimators.regressors.baseline_regressor.BaselineRegressor method*), 665
save() (*evalml.pipelines.components.estimators.regressors.BaselineRegressor method*), 712
save() (*evalml.pipelines.components.estimators.regressors.catboost_regressor.CatBoostRegressor method*), 669
save() (*evalml.pipelines.components.estimators.regressors.CatBoostRegressor method*), 715
save() (*evalml.pipelines.components.estimators.regressors.decision_tree_regressor.DecisionTreeRegressor method*), 672
save() (*evalml.pipelines.components.estimators.regressors.DecisionTreeRegressor method*), 718
save() (*evalml.pipelines.components.estimators.regressors.elastic_net_regressor.ElasticNetRegressor method*), 675
save() (*evalml.pipelines.components.estimators.regressors.ElasticNetRegressor method*), 720
save() (*evalml.pipelines.components.estimators.regressors.extra_trees_regressor.ExtraTreesRegressor method*), 678
save() (*evalml.pipelines.components.estimators.regressors.exponential_smoothing_regressor.ExponentialSmoothingRegressor method*), 681
save() (*evalml.pipelines.components.estimators.regressors.ExponentialSmoothingRegressor method*), 723
save() (*evalml.pipelines.components.estimators.regressors.ExtraTreesRegressor method*), 726
save() (*evalml.pipelines.components.estimators.regressors.lightgbm_regressor.LightGBMRegressor method*), 685
save() (*evalml.pipelines.components.estimators.regressors.LightGBMRegressor method*), 729
save() (*evalml.pipelines.components.estimators.regressors.linear_regressor.LinearRegressor method*), 688
save() (*evalml.pipelines.components.estimators.regressors.LinearRegressor method*), 731
save() (*evalml.pipelines.components.estimators.regressors.prophet_regressor.ProphetRegressor method*), 691
save() (*evalml.pipelines.components.estimators.regressors.ProphetRegressor method*), 734
save() (*evalml.pipelines.components.estimators.regressors.random_forest_regressor.RandomForestRegressor method*), 736
save() (*evalml.pipelines.components.estimators.regressors.rf_regressor.RandomForestRegressor method*), 694
save() (*evalml.pipelines.components.estimators.regressors.svm_regressor.SVMRegressor method*), 697
save() (*evalml.pipelines.components.estimators.regressors.SVMRegressor method*), 739
save() (*evalml.pipelines.components.estimators.regressors.time_series_baseline_estimator.TimeSeriesBaselineEstimator method*), 699
save() (*evalml.pipelines.components.estimators.regressors.TimeSeriesBaselineEstimator method*), 741
save() (*evalml.pipelines.components.estimators.regressors.vowpal_wabbit_regressor.VowpalWabbitRegressor method*), 702
save() (*evalml.pipelines.components.estimators.regressors.VowpalWabbitRegressor method*), 744
save() (*evalml.pipelines.components.estimators.regressors.xgboost_regressor.XGBoostRegressor method*), 705
save() (*evalml.pipelines.components.estimators.regressors.XGBoostRegressor method*), 746
save() (*evalml.pipelines.components.estimators.SVMClassifier method*), 811
save() (*evalml.pipelines.components.estimators.SVMRegressor method*), 813
save() (*evalml.pipelines.components.estimators.TimeSeriesBaselineEstimator method*), 815
save() (*evalml.pipelines.components.estimators.VowpalWabbitBinaryClassifier method*), 818
save() (*evalml.pipelines.components.estimators.VowpalWabbitMulticlassClassifier method*), 820
save() (*evalml.pipelines.components.estimators.VowpalWabbitRegressor method*), 823
save() (*evalml.pipelines.components.estimators.XGBoostClassifier method*), 825
save() (*evalml.pipelines.components.estimators.XGBoostRegressor method*), 828
save() (*evalml.pipelines.components.ExponentialSmoothingRegressor method*), 1128
save() (*evalml.pipelines.components.ExtraTreesClassifier method*), 1131
save() (*evalml.pipelines.components.ExtraTreesRegressor method*), 1134
save() (*evalml.pipelines.components.LightGBMRegressor method*), 1137
save() (*evalml.pipelines.components.Imputer method*), 1139
save() (*evalml.pipelines.components.KNeighborsClassifier method*), 1142
save() (*evalml.pipelines.components.LabelEncoder method*), 1145
save() (*evalml.pipelines.components.LightGBMClassifier method*), 1148
save() (*evalml.pipelines.components.LightGBMRegressor method*), 1150
save() (*evalml.pipelines.components.LinearDiscriminantAnalysis method*), 1152
save() (*evalml.pipelines.components.LinearRegressor method*), 1155
save() (*evalml.pipelines.components.LogisticRegressionClassifier method*), 1158
save() (*evalml.pipelines.components.LogTransformer method*), 1160
save() (*evalml.pipelines.components.TimeSeriesBaselineEstimator method*), 1162
save() (*evalml.pipelines.components.NaturalLanguageFeaturizer*

method), 1164
save() (*evalml.pipelines.components.OneHotEncoder method*), 1167
save() (*evalml.pipelines.components.Oversampler method*), 1170
save() (*evalml.pipelines.components.PCA method*), 1172
save() (*evalml.pipelines.components.PerColumnImputer method*), 1174
save() (*evalml.pipelines.components.PolynomialDetrender method*), 1177
save() (*evalml.pipelines.components.ProphetRegressor method*), 1179
save() (*evalml.pipelines.components.RandomForestClassifier method*), 1182
save() (*evalml.pipelines.components.RandomForestRegressor method*), 1184
save() (*evalml.pipelines.components.ReplaceNullableTypes method*), 1186
save() (*evalml.pipelines.components.RFClassifierSelectFromModel method*), 1189
save() (*evalml.pipelines.components.RFRegressorSelectFromModel method*), 1192
save() (*evalml.pipelines.components.SelectByType method*), 1194
save() (*evalml.pipelines.components.SelectColumns method*), 1196
save() (*evalml.pipelines.components.SimpleImputer method*), 1198
save() (*evalml.pipelines.components.StackedEnsembleClassifier method*), 1201
save() (*evalml.pipelines.components.StackedEnsembleRegressor method*), 1204
save() (*evalml.pipelines.components.StandardScaler method*), 1206
save() (*evalml.pipelines.components.SVMClassifier method*), 1209
save() (*evalml.pipelines.components.SVMRegressor method*), 1211
save() (*evalml.pipelines.components.TargetEncoder method*), 1214
save() (*evalml.pipelines.components.TargetImputer method*), 1216
save() (*evalml.pipelines.components.TimeSeriesBaselineEstimator method*), 1219
save() (*evalml.pipelines.components.TimeSeriesFeaturizer method*), 1221
save() (*evalml.pipelines.components.Transformer method*), 1224
save() (*evalml.pipelines.components.transformers.column_selectors.ColumnSelector method*), 986
save() (*evalml.pipelines.components.transformers.column_selectors.DropColumns method*), 988
save() (*evalml.pipelines.components.transformers.column_selectors.SelectByType method*), 990
save() (*evalml.pipelines.components.transformers.column_selectors.Sele method*), 992
save() (*evalml.pipelines.components.transformers.DateTimeFeaturizer method*), 999
save() (*evalml.pipelines.components.transformers.DFSTransformer method*), 1001
save() (*evalml.pipelines.components.transformers.dimensionality_reduct method*), 831
save() (*evalml.pipelines.components.transformers.dimensionality_reduct method*), 836
save() (*evalml.pipelines.components.transformers.dimensionality_reduct method*), 838
save() (*evalml.pipelines.components.transformers.dimensionality_reduct method*), 833
save() (*evalml.pipelines.components.transformers.DropColumns method*), 1003
save() (*evalml.pipelines.components.transformers.DropNullColumns method*), 1006
save() (*evalml.pipelines.components.transformers.DropRowsTransforme method*), 1008
save() (*evalml.pipelines.components.transformers.EmailFeaturizer method*), 1010
save() (*evalml.pipelines.components.transformers.encoders.label_encode method*), 841
save() (*evalml.pipelines.components.transformers.encoders.LabelEncode method*), 851
save() (*evalml.pipelines.components.transformers.encoders.onehot_enco method*), 845
save() (*evalml.pipelines.components.transformers.encoders.OneHotEnco method*), 854
save() (*evalml.pipelines.components.transformers.encoders.target_encod method*), 848
save() (*evalml.pipelines.components.transformers.encoders.TargetEncod method*), 857
save() (*evalml.pipelines.components.transformers.feature_selection.featu method*), 860
save() (*evalml.pipelines.components.transformers.feature_selection.Feat method*), 869
save() (*evalml.pipelines.components.transformers.feature_selection.rf_cl method*), 863
save() (*evalml.pipelines.components.transformers.feature_selection.rf_re method*), 866
save() (*evalml.pipelines.components.transformers.feature_selection.RFC method*), 872
save() (*evalml.pipelines.components.transformers.feature_selection.RFR method*), 875
save() (*evalml.pipelines.components.transformers.FeatureSelector method*), 1013
save() (*evalml.pipelines.components.transformers.Imputer method*), 1015
save() (*evalml.pipelines.components.transformers.imputers.Imputer method*), 890
save() (*evalml.pipelines.components.transformers.imputers.imputer.Impu*

method), 878
save() (*evalml.pipelines.components.transformers.imputers.PerColumnImputer method*), 881
save() (*evalml.pipelines.components.transformers.imputers.PerColumnImputer method*), 892
save() (*evalml.pipelines.components.transformers.imputers.SimpleImputer method*), 884
save() (*evalml.pipelines.components.transformers.imputers.SimpleImputer method*), 895
save() (*evalml.pipelines.components.transformers.imputers.TargetImputer method*), 887
save() (*evalml.pipelines.components.transformers.imputers.TargetImputer method*), 897
save() (*evalml.pipelines.components.transformers.LabelEncoder method*), 1018
save() (*evalml.pipelines.components.transformers.LinearDiscriminantAnalysis method*), 1020
save() (*evalml.pipelines.components.transformers.LogTransformer method*), 1022
save() (*evalml.pipelines.components.transformers.LSA method*), 1024
save() (*evalml.pipelines.components.transformers.NaturalLanguageFeaturizer method*), 1026
save() (*evalml.pipelines.components.transformers.OneHotEncoder method*), 1030
save() (*evalml.pipelines.components.transformers.Oversampler method*), 1032
save() (*evalml.pipelines.components.transformers.PCA method*), 1034
save() (*evalml.pipelines.components.transformers.PerColumnImputer method*), 1037
save() (*evalml.pipelines.components.transformers.PolynomialDetrender method*), 1039
save() (*evalml.pipelines.components.transformers.preprocessing.DateTimeFeaturizer method*), 900
save() (*evalml.pipelines.components.transformers.preprocessing.DelayedFeatureTransformer method*), 935
save() (*evalml.pipelines.components.transformers.preprocessing.DFSTransformer method*), 938
save() (*evalml.pipelines.components.transformers.preprocessing.DropNullColumns method*), 903
save() (*evalml.pipelines.components.transformers.preprocessing.DropRowsTransformer method*), 906
save() (*evalml.pipelines.components.transformers.preprocessing.DropNullRows method*), 940
save() (*evalml.pipelines.components.transformers.preprocessing.DropColumns method*), 942
save() (*evalml.pipelines.components.transformers.preprocessing.EmailFeaturizer method*), 944
save() (*evalml.pipelines.components.transformers.preprocessing.featuretools.DFSTransformer method*), 908
save() (*evalml.pipelines.components.transformers.preprocessing.log_transformer.LogTransformer method*), 911
save() (*evalml.pipelines.components.transformers.preprocessing.LogTransformer method*), 947
save() (*evalml.pipelines.components.transformers.preprocessing.LSA method*), 949
save() (*evalml.pipelines.components.transformers.preprocessing.lsa.LSA method*), 913
save() (*evalml.pipelines.components.transformers.preprocessing.natural_language.featurization.NaturalLanguageFeaturizer method*), 916
save() (*evalml.pipelines.components.transformers.preprocessing.NaturalLanguageFeaturizer method*), 951
save() (*evalml.pipelines.components.transformers.preprocessing.polynomial_detrender.PolynomialDetrender method*), 919
save() (*evalml.pipelines.components.transformers.preprocessing.PolynomialDetrender method*), 954
save() (*evalml.pipelines.components.transformers.preprocessing.replace_nullable_types.ReplaceNullableTypes method*), 921
save() (*evalml.pipelines.components.transformers.preprocessing.ReplaceNullableTypes method*), 956
save() (*evalml.pipelines.components.transformers.preprocessing.text_transformer.TextTransformer method*), 924
save() (*evalml.pipelines.components.transformers.preprocessing.TextTransformer method*), 958
save() (*evalml.pipelines.components.transformers.preprocessing.time_series_featurizer.TimeSeriesFeaturizer method*), 927
save() (*evalml.pipelines.components.transformers.preprocessing.TimeSeriesFeaturizer method*), 961
save() (*evalml.pipelines.components.transformers.preprocessing.transformer.Transformer method*), 930
save() (*evalml.pipelines.components.transformers.preprocessing.transformer.PreprocessingTransformer method*), 932
save() (*evalml.pipelines.components.transformers.preprocessing.URLFeaturizer method*), 963
save() (*evalml.pipelines.components.transformers.ReplaceNullableTypes method*), 1041
save() (*evalml.pipelines.components.transformers.RFClassifierSelectFromModel method*), 1044
save() (*evalml.pipelines.components.transformers.RFRegressorSelectFromModel method*), 1047
save() (*evalml.pipelines.components.transformers.samplers.base_sampler.BaseSampler method*), 966
save() (*evalml.pipelines.components.transformers.samplers.Oversampler method*), 975
save() (*evalml.pipelines.components.transformers.samplers.oversampler.Oversampler method*), 969
save() (*evalml.pipelines.components.transformers.samplers.Undersampler method*), 978
save() (*evalml.pipelines.components.transformers.samplers.undersampler.Undersampler method*), 972
save() (*evalml.pipelines.components.transformers.scalers.standard_scaler.StandardScaler method*), 981
save() (*evalml.pipelines.components.transformers.scalers.StandardScaler method*), 983
save() (*evalml.pipelines.components.transformers.SelectByType method*), 1049
save() (*evalml.pipelines.components.transformers.SelectColumns*

method), 1051
save() (*evalml.pipelines.components.transformers.SimpleImputer method*), 1053
save() (*evalml.pipelines.components.transformers.StandardScaler method*), 1056
save() (*evalml.pipelines.components.transformers.TargetEncoder method*), 1058
save() (*evalml.pipelines.components.transformers.TargetImputer method*), 1061
save() (*evalml.pipelines.components.transformers.TimeSeriesFeaturizer method*), 1063
save() (*evalml.pipelines.components.transformers.Transformer method*), 1066
save() (*evalml.pipelines.components.transformers.transformer.Transformer method*), 995
save() (*evalml.pipelines.components.transformers.Undersampler method*), 1069
save() (*evalml.pipelines.components.transformers.URLFeaturizer method*), 1071
save() (*evalml.pipelines.components.Undersampler method*), 1227
save() (*evalml.pipelines.components.URLFeaturizer method*), 1229
save() (*evalml.pipelines.components.VowpalWabbitBinaryClassifier method*), 1232
save() (*evalml.pipelines.components.VowpalWabbitMulticlassClassifier method*), 1234
save() (*evalml.pipelines.components.VowpalWabbitRegressor method*), 1236
save() (*evalml.pipelines.components.XGBoostClassifier method*), 1239
save() (*evalml.pipelines.components.XGBoostRegressor method*), 1241
save() (*evalml.pipelines.DecisionTreeClassifier method*), 1342
save() (*evalml.pipelines.DecisionTreeRegressor method*), 1345
save() (*evalml.pipelines.DFSTransformer method*), 1348
save() (*evalml.pipelines.ElasticNetClassifier method*), 1350
save() (*evalml.pipelines.ElasticNetRegressor method*), 1353
save() (*evalml.pipelines.Estimator method*), 1355
save() (*evalml.pipelines.ExponentialSmoothingRegressor method*), 1358
save() (*evalml.pipelines.ExtraTreesClassifier method*), 1361
save() (*evalml.pipelines.ExtraTreesRegressor method*), 1364
save() (*evalml.pipelines.FeatureSelector method*), 1366
save() (*evalml.pipelines.KNeighborsClassifier method*), 1369
save() (*evalml.pipelines.LightGBMClassifier method*), 1372
save() (*evalml.pipelines.LightGBMRegressor method*), 1375
save() (*evalml.pipelines.LinearRegressor method*), 1377
save() (*evalml.pipelines.LogisticRegressionClassifier method*), 1380
save() (*evalml.pipelines.multiclass_classification_pipeline.MulticlassCla method*), 1265
save() (*evalml.pipelines.MulticlassClassificationPipeline method*), 1385
save() (*evalml.pipelines.OneHotEncoder method*), 1389
save() (*evalml.pipelines.PerColumnImputer method*), 1391
save() (*evalml.pipelines.pipeline_base.PipelineBase method*), 1271
save() (*evalml.pipelines.PipelineBase method*), 1395
save() (*evalml.pipelines.ProphetRegressor method*), 1398
save() (*evalml.pipelines.RandomForestClassifier method*), 1401
save() (*evalml.pipelines.RandomForestRegressor method*), 1403
save() (*evalml.pipelines.regression_pipeline.RegressionPipeline method*), 1278
save() (*evalml.pipelines.RegressionPipeline method*), 1408
save() (*evalml.pipelines.RFClassifierSelectFromModel method*), 1411
save() (*evalml.pipelines.RFRegressorSelectFromModel method*), 1414
save() (*evalml.pipelines.SimpleImputer method*), 1416
save() (*evalml.pipelines.StackedEnsembleClassifier method*), 1419
save() (*evalml.pipelines.StackedEnsembleRegressor method*), 1422
save() (*evalml.pipelines.StandardScaler method*), 1424
save() (*evalml.pipelines.SVMClassifier method*), 1427
save() (*evalml.pipelines.SVMRegressor method*), 1429
save() (*evalml.pipelines.TargetEncoder method*), 1432
save() (*evalml.pipelines.time_series_classification_pipelines.TimeSeriesI method*), 1285
save() (*evalml.pipelines.time_series_classification_pipelines.TimeSeriesC method*), 1291
save() (*evalml.pipelines.time_series_classification_pipelines.TimeSeriesI method*), 1298
save() (*evalml.pipelines.time_series_pipeline_base.TimeSeriesPipelineBa method*), 1304
save() (*evalml.pipelines.time_series_regression_pipeline.TimeSeriesRegr method*), 1310
save() (*evalml.pipelines.TimeSeriesBinaryClassificationPipeline*

method), 1438
save() (*evalml.pipelines.TimeSeriesClassificationPipeline method*), 1444
save() (*evalml.pipelines.TimeSeriesFeaturizer method*), 1448
save() (*evalml.pipelines.TimeSeriesMulticlassClassificationPipeline method*), 1454
save() (*evalml.pipelines.TimeSeriesRegressionPipeline method*), 1460
save() (*evalml.pipelines.Transformer method*), 1463
save() (*evalml.pipelines.VowpalWabbitBinaryClassifier method*), 1466
save() (*evalml.pipelines.VowpalWabbitMulticlassClassifier method*), 1468
save() (*evalml.pipelines.VowpalWabbitRegressor method*), 1470
save() (*evalml.pipelines.XGBoostClassifier method*), 1473
save() (*evalml.pipelines.XGBoostRegressor method*), 1475
save_plot() (*in module evalml.utils*), 1526
save_plot() (*in module evalml.utils.gen_utils*), 1519
scikit_learn_wrapped_estimator() (*in module evalml.pipelines.components.utils*), 1078
score() (*evalml.objectives.AccuracyBinary method*), 482
score() (*evalml.objectives.AccuracyMulticlass method*), 483
score() (*evalml.objectives.AUC method*), 486
score() (*evalml.objectives.AUCMacro method*), 487
score() (*evalml.objectives.AUCMicro method*), 489
score() (*evalml.objectives.AUCWeighted method*), 491
score() (*evalml.objectives.BalancedAccuracyBinary method*), 493
score() (*evalml.objectives.BalancedAccuracyMulticlass method*), 495
score() (*evalml.objectives.binary_classification_objective.BinaryClassificationObjective method*), 391
score() (*evalml.objectives.BinaryClassificationObjective method*), 497
score() (*evalml.objectives.cost_benefit_matrix.CostBenefitMatrix method*), 394
score() (*evalml.objectives.CostBenefitMatrix method*), 500
score() (*evalml.objectives.ExpVariance method*), 501
score() (*evalml.objectives.F1 method*), 504
score() (*evalml.objectives.F1Macro method*), 505
score() (*evalml.objectives.F1Micro method*), 507
score() (*evalml.objectives.F1Weighted method*), 509
score() (*evalml.objectives.fraud_cost.FraudCost method*), 397
score() (*evalml.objectives.FraudCost method*), 511
score() (*evalml.objectives.Gini method*), 515
score() (*evalml.objectives.lead_scoring.LeadScoring method*), 400
score() (*evalml.objectives.LeadScoring method*), 517
score() (*evalml.objectives.LogLossBinary method*), 519
score() (*evalml.objectives.LogLossMulticlass method*), 521
score() (*evalml.objectives.MAE method*), 523
score() (*evalml.objectives.MAPE method*), 524
score() (*evalml.objectives.MaxError method*), 526
score() (*evalml.objectives.MCCBinary method*), 528
score() (*evalml.objectives.MCCMulticlass method*), 530
score() (*evalml.objectives.MeanSquaredLogError method*), 531
score() (*evalml.objectives.MedianAE method*), 533
score() (*evalml.objectives.MSE method*), 535
score() (*evalml.objectives.multiclass_classification_objective.MulticlassClassificationObjective method*), 402
score() (*evalml.objectives.MulticlassClassificationObjective method*), 537
score() (*evalml.objectives.objective_base.ObjectiveBase method*), 405
score() (*evalml.objectives.ObjectiveBase method*), 539
score() (*evalml.objectives.Precision method*), 541
score() (*evalml.objectives.PrecisionMacro method*), 543
score() (*evalml.objectives.PrecisionMicro method*), 544
score() (*evalml.objectives.PrecisionWeighted method*), 546
score() (*evalml.objectives.R2 method*), 547
score() (*evalml.objectives.Recall method*), 550
score() (*evalml.objectives.RecallMacro method*), 551
score() (*evalml.objectives.RecallMicro method*), 553
score() (*evalml.objectives.RecallWeighted method*), 555
score() (*evalml.objectives.regression_objective.RegressionObjective method*), 407
score() (*evalml.objectives.RegressionObjective method*), 557
score() (*evalml.objectives.RootMeanSquaredError method*), 558
score() (*evalml.objectives.RootMeanSquaredLogError method*), 560
score() (*evalml.objectives.sensitivity_low_alert.SensitivityLowAlert method*), 410
score() (*evalml.objectives.SensitivityLowAlert method*), 562
score() (*evalml.objectives.standard_metrics.AccuracyBinary method*), 414
score() (*evalml.objectives.standard_metrics.AccuracyMulticlass method*), 415
score() (*evalml.objectives.standard_metrics.AUC

method), 417
score() (*evalml.objectives.standard_metrics.AUCMacro method*), 419
score() (*evalml.objectives.standard_metrics.AUCMicro method*), 421
score() (*evalml.objectives.standard_metrics.AUCWeighted method*), 422
score() (*evalml.objectives.standard_metrics.BalancedAccuracyBinary method*), 425
score() (*evalml.objectives.standard_metrics.BalancedAccuracyMulticlass method*), 426
score() (*evalml.objectives.standard_metrics.ExpVariance method*), 428
score() (*evalml.objectives.standard_metrics.F1 method*), 430
score() (*evalml.objectives.standard_metrics.F1Macro method*), 432
score() (*evalml.objectives.standard_metrics.F1Micro method*), 433
score() (*evalml.objectives.standard_metrics.F1Weighted method*), 435
score() (*evalml.objectives.standard_metrics.Gini method*), 437
score() (*evalml.objectives.standard_metrics.LogLossBinary method*), 439
score() (*evalml.objectives.standard_metrics.LogLossMulticlass method*), 441
score() (*evalml.objectives.standard_metrics.MAE method*), 443
score() (*evalml.objectives.standard_metrics.MAPE method*), 444
score() (*evalml.objectives.standard_metrics.MaxError method*), 446
score() (*evalml.objectives.standard_metrics.MCCBinary method*), 448
score() (*evalml.objectives.standard_metrics.MCCMulticlass method*), 450
score() (*evalml.objectives.standard_metrics.MeanSquaredLogError method*), 451
score() (*evalml.objectives.standard_metrics.MedianAE method*), 453
score() (*evalml.objectives.standard_metrics.MSE method*), 455
score() (*evalml.objectives.standard_metrics.Precision method*), 457
score() (*evalml.objectives.standard_metrics.PrecisionMacro method*), 458
score() (*evalml.objectives.standard_metrics.PrecisionMicro method*), 460
score() (*evalml.objectives.standard_metrics.PrecisionWeighted method*), 462
score() (*evalml.objectives.standard_metrics.R2 method*), 463
score() (*evalml.objectives.standard_metrics.Recall method*), 465
score() (*evalml.objectives.standard_metrics.RecallMacro method*), 467
score() (*evalml.objectives.standard_metrics.RecallMicro method*), 469
score() (*evalml.objectives.standard_metrics.RecallWeighted method*), 470
score() (*evalml.objectives.standard_metrics.RootMeanSquaredError method*), 472
score() (*evalml.objectives.standard_metrics.RootMeanSquaredLogError method*), 473
score() (*evalml.objectives.time_series_regression_objective.TimeSeriesR method*), 476
score() (*evalml.pipelines.binary_classification_pipeline.BinaryClassifica method*), 1248
score() (*evalml.pipelines.BinaryClassificationPipeline method*), 1324
score() (*evalml.pipelines.classification_pipeline.ClassificationPipeline method*), 1254
score() (*evalml.pipelines.ClassificationPipeline method*), 1335
score() (*evalml.pipelines.components.utils.WrappedSKClassifier method*), 1079
score() (*evalml.pipelines.components.utils.WrappedSKRegressor method*), 1080
score() (*evalml.pipelines.multiclass_classification_pipeline.MulticlassCl method*), 1265
score() (*evalml.pipelines.MulticlassClassificationPipeline method*), 1385
score() (*evalml.pipelines.pipeline_base.PipelineBase method*), 1271
score() (*evalml.pipelines.PipelineBase method*), 1395
score() (*evalml.pipelines.regression_pipeline.RegressionPipeline method*), 1278
score() (*evalml.pipelines.RegressionPipeline method*), 1408
score() (*evalml.pipelines.time_series_classification_pipelines.TimeSerie method*), 1285
score() (*evalml.pipelines.time_series_classification_pipelines.TimeSerie method*), 1292
score() (*evalml.pipelines.time_series_classification_pipelines.TimeSerie method*), 1298
score() (*evalml.pipelines.time_series_pipeline_base.TimeSeriesPipeline method*), 1304
score() (*evalml.pipelines.time_series_regression_pipeline.TimeSeriesReg method*), 1311
score() (*evalml.pipelines.TimeSeriesBinaryClassificationPipeline method*), 1438
score() (*evalml.pipelines.TimeSeriesClassificationPipeline method*), 1444
score() (*evalml.pipelines.TimeSeriesMulticlassClassificationPipeline method*), 1454
score() (*evalml.pipelines.TimeSeriesRegressionPipeline method*), 1460

score_needs_proba() (evalml.objectives.binary_classification_objectives.BinaryClassificationObjective property), 391
score_needs_proba() (evalml.objectives.BinaryClassificationObjective property), 498
score_needs_proba() (evalml.objectives.multiclass_classification_objectives.MulticlassClassificationObjective property), 403
score_needs_proba() (evalml.objectives.MulticlassClassificationObjective property), 537
score_needs_proba() (evalml.objectives.objective_base.ObjectiveBase property), 405
score_needs_proba() (evalml.objectives.ObjectiveBase property), 539
score_needs_proba() (evalml.objectives.regression_objective.RegressionObjective property), 407
score_needs_proba() (evalml.objectives.RegressionObjective property), 557
score_needs_proba() (evalml.objectives.time_series_regression_objective.TimeSeriesRegressionObjective property), 476
score_pipeline() (in module evalml.automl.engine.engine_base), 214
score_pipelines() (evalml.automl.automl_search.AutoMLSearch method), 230
score_pipelines() (evalml.automl.AutoMLSearch method), 242
score_pipelines() (evalml.AutoMLSearch method), 1531
search() (evalml.automl.automl_search.AutoMLSearch method), 230
search() (evalml.automl.AutoMLSearch method), 243
search() (evalml.AutoMLSearch method), 1532
search() (in module evalml), 1532
search() (in module evalml.automl), 244
search() (in module evalml.automl.automl_search), 230
search_iteration_plot() (evalml.automl.pipeline_search_plots.PipelineSearchPlots method), 234
search_iterative() (in module evalml), 1533
search_iterative() (in module evalml.automl), 245
search_iterative() (in module evalml.automl.automl_search), 231
SearchIterationPlot (class in evalml.automl.pipeline_search_plots), 234
SEED_BOUNDS (in module evalml.utils), 1526
SEED_BUFFER (in module evalml.utils.gen_utils), 1519
SelectByType (class in evalml.pipelines.components), 1192
SelectByType (class in evalml.pipelines.components.transformers), 1047
SelectByType (class in evalml.pipelines.components.transformers.column_selectors), 988
SelectColumns (class in evalml.pipelines.components), 1194
SelectColumns (class in evalml.pipelines.components.transformers), 1049
SelectColumns (class in evalml.pipelines.components.transformers.column_selectors), 990
send_data_to_cluster() (evalml.automl.engine.dask_engine.DaskEngine method), 210
send_data_to_cluster() (evalml.automl.engine.DaskEngine method), 219
SensitivityLowAlert (class in evalml.objectives), 560
SensitivityLowAlert (class in evalml.objectives.sensitivity_low_alert), 408
SequentialComputation (class in evalml.automl.engine.sequential_engine), 215
SequentialEngine (class in evalml.automl), 246
SequentialEngine (class in evalml.automl.engine), 222
SequentialEngine (class in evalml.automl.engine.sequential_engine), 216
set_fit() (evalml.pipelines.components.component_base_meta.Compon class method), 1075
set_fit() (evalml.pipelines.components.ComponentBaseMeta class method), 1099
set_fit() (evalml.pipelines.components.transformers.encoders.onehot_ class method), 846
set_fit() (evalml.pipelines.components.transformers.imputers.target_in class method), 887
set_fit() (evalml.pipelines.pipeline_meta.PipelineBaseMeta class method), 1273
set_fit() (evalml.utils.base_meta.BaseMeta class method), 1514
set_params() (evalml.pipelines.components.utils.WrappedSKClassifier method), 1079
set_params() (evalml.pipelines.components.utils.WrappedSKRegressor method), 1081

setup_job_log() (*evalml.automl.engine.cf_engine.CFEngine static method*), 208
setup_job_log() (*evalml.automl.engine.CFEngine static method*), 218
setup_job_log() (*evalml.automl.engine.dask_engine.DaskEngine static method*), 210
setup_job_log() (*evalml.automl.engine.DaskEngine static method*), 220
setup_job_log() (*evalml.automl.engine.engine_base.EngineBase static method*), 212
setup_job_log() (*evalml.automl.engine.EngineBase static method*), 221
setup_job_log() (*evalml.automl.engine.sequential_engine.SequentialEngine static method*), 216
setup_job_log() (*evalml.automl.engine.SequentialEngine static method*), 222
setup_job_log() (*evalml.automl.EngineBase static method*), 243
setup_job_log() (*evalml.automl.SequentialEngine static method*), 246
silent_error_callback() (*in module evalml.automl.callbacks*), 233
SimpleImputer (*class in evalml.pipelines*), 1414
SimpleImputer (*class in evalml.pipelines.components*), 1196
SimpleImputer (*class in evalml.pipelines.components.transformers*), 1051
SimpleImputer (*class in evalml.pipelines.components.transformers.imputers*), 893
SimpleImputer (*class in evalml.pipelines.components.transformers.imputers.simple_imputer*), 882
SKOptTuner (*class in evalml.tuners*), 1511
SKOptTuner (*class in evalml.tuners.skopt_tuner*), 1505
sparsity_score() (*evalml.data_checks.sparsity_data_check.SparsityDataCheck static method*), 286
sparsity_score() (*evalml.data_checks.SparsityDataCheck static method*), 329
SparsityDataCheck (*class in evalml.data_checks*), 328
SparsityDataCheck (*class in evalml.data_checks.sparsity_data_check*), 285
split() (*evalml.preprocessing.data_splitters.no_split.NoSplit method*), 1476
split() (*evalml.preprocessing.data_splitters.NoSplit method*), 1481
split() (*evalml.preprocessing.data_splitters.time_series_split.TimeSeriesSplit method*), 1478
split() (*evalml.preprocessing.data_splitters.TimeSeriesSplit method*), 1482
split() (*evalml.preprocessing.data_splitters.training_validation_split.TrainingValidationSplit method*), 1480
split() (*evalml.preprocessing.data_splitters.TrainingValidationSplit method*), 1484
split() (*evalml.preprocessing.NoSplit method*), 1488
split() (*evalml.preprocessing.TimeSeriesSplit method*), 1491
split() (*evalml.preprocessing.TrainingValidationSplit method*), 1493
split_data() (*in module evalml.preprocessing*), 1489
split_data() (*in module evalml.preprocessing.utils*), 1485
StackedEnsembleBase (*class in evalml.pipelines.components.ensemble*), 572
StackedEnsembleBase (*class in evalml.pipelines.components.ensemble.stacked_ensemble_base*), 563
StackedEnsembleClassifier (*class in evalml.pipelines*), 1416
StackedEnsembleClassifier (*class in evalml.pipelines.components*), 1199
StackedEnsembleClassifier (*class in evalml.pipelines.components.ensemble*), 575
StackedEnsembleClassifier (*class in evalml.pipelines.components.ensemble.stacked_ensemble_classifi*
566
StackedEnsembleRegressor (*class in evalml.pipelines*), 1419
StackedEnsembleRegressor (*class in evalml.pipelines.components*), 1201
StackedEnsembleRegressor (*class in evalml.pipelines.components.ensemble*), 578
StackedEnsembleRegressor (*class in evalml.pipelines.components.ensemble.stacked_ensemble_regress*
569
StandardScaler (*class in evalml.pipelines*), 1422
StandardScaler (*class in evalml.pipelines.components*), 1204
StandardScaler (*class in evalml.pipelines.components.transformers*), 1054
StandardScaler (*class in evalml.pipelines.components.transformers.scalers*), 981
StandardScaler (*class in evalml.pipelines.components.transformers.scalers.standard_scale*
979
submit() (*evalml.automl.engine.cf_engine.CFClient method*), 207
submit_evaluation_job() (*evalml.automl.engine.cf_engine.CFEngine*

method), 208
submit_evaluation_job() (*evalml.automl.engine.CFEngine method*), 218
submit_evaluation_job() (*evalml.automl.engine.dask_engine.DaskEngine method*), 211
submit_evaluation_job() (*evalml.automl.engine.DaskEngine method*), 220
submit_evaluation_job() (*evalml.automl.engine.engine_base.EngineBase method*), 212
submit_evaluation_job() (*evalml.automl.engine.EngineBase method*), 221
submit_evaluation_job() (*evalml.automl.engine.sequential_engine.SequentialEngine method*), 216
submit_evaluation_job() (*evalml.automl.engine.SequentialEngine method*), 222
submit_evaluation_job() (*evalml.automl.EngineBase method*), 243
submit_evaluation_job() (*evalml.automl.SequentialEngine method*), 246
submit_scoring_job() (*evalml.automl.engine.cf_engine.CFEngine method*), 208
submit_scoring_job() (*evalml.automl.engine.CFEngine method*), 218
submit_scoring_job() (*evalml.automl.engine.dask_engine.DaskEngine method*), 211
submit_scoring_job() (*evalml.automl.engine.DaskEngine method*), 220
submit_scoring_job() (*evalml.automl.engine.engine_base.EngineBase method*), 212
submit_scoring_job() (*evalml.automl.engine.EngineBase method*), 221
submit_scoring_job() (*evalml.automl.engine.sequential_engine.SequentialEngine method*), 216
submit_scoring_job() (*evalml.automl.engine.SequentialEngine method*), 222
submit_scoring_job() (*evalml.automl.EngineBase method*), 243
submit_scoring_job() (*evalml.automl.SequentialEngine method*), 246
submit_training_job() (*evalml.automl.engine.cf_engine.CFEngine method*), 209
submit_training_job() (*evalml.automl.engine.CFEngine method*), 219
submit_training_job() (*evalml.automl.engine.dask_engine.DaskEngine method*), 211
submit_training_job() (*evalml.automl.engine.DaskEngine method*), 220
submit_training_job() (*evalml.automl.engine.engine_base.EngineBase method*), 212
submit_training_job() (*evalml.automl.engine.EngineBase method*), 221
submit_training_job() (*evalml.automl.engine.sequential_engine.SequentialEngine method*), 217
submit_training_job() (*evalml.automl.engine.SequentialEngine method*), 223
submit_training_job() (*evalml.automl.EngineBase method*), 243
submit_training_job() (*evalml.automl.SequentialEngine method*), 247
summary() (*evalml.pipelines.binary_classification_pipeline.BinaryClassi property*), 1248
summary() (*evalml.pipelines.BinaryClassificationPipeline property*), 1325
summary() (*evalml.pipelines.classification_pipeline.ClassificationPipelin property*), 1255
summary() (*evalml.pipelines.ClassificationPipeline property*), 1335
summary() (*evalml.pipelines.multiclass_classification_pipeline.Multiclas property*), 1266
summary() (*evalml.pipelines.MulticlassClassificationPipeline property*), 1385
summary() (*evalml.pipelines.pipeline_base.PipelineBase property*), 1271
summary() (*evalml.pipelines.PipelineBase property*), 1396
summary() (*evalml.pipelines.regression_pipeline.RegressionPipeline property*), 1278
summary() (*evalml.pipelines.RegressionPipeline property*), 1408
summary() (*evalml.pipelines.time_series_classification_pipelines.TimeSe property*), 1286
summary() (*evalml.pipelines.time_series_classification_pipelines.TimeSe

property), 1292
summary() (evalml.pipelines.time_series_classification_pipelines.TimeSeriesMulticlassClassificationPipeline property), 1299
summary() (evalml.pipelines.time_series_pipeline_base.TimeSeriesPipelineBase property), 1304
summary() (evalml.pipelines.time_series_regression_pipeline.TimeSeriesRegressionPipeline property), 1311
summary() (evalml.pipelines.TimeSeriesBinaryClassificationPipeline property), 1439
summary() (evalml.pipelines.TimeSeriesClassificationPipeline property), 1445
summary() (evalml.pipelines.TimeSeriesMulticlassClassificationPipeline property), 1454
summary() (evalml.pipelines.TimeSeriesRegressionPipeline property), 1460
supported_problem_types() (evalml.pipelines.components.ensemble.stacked_ensemble_base.StackedEnsembleBase property), 566
supported_problem_types() (evalml.pipelines.components.ensemble.StackedEnsembleBase property), 575
supported_problem_types() (evalml.pipelines.components.Estimator property), 1126
supported_problem_types() (evalml.pipelines.components.estimators.classifiers.vowpal_wabbit_classifiers.VowpalWabbitBaseClassifier property), 615
supported_problem_types() (evalml.pipelines.components.estimators.Estimator property), 778
supported_problem_types() (evalml.pipelines.components.estimators.estimator.Estimator property), 749
supported_problem_types() (evalml.pipelines.Estimator property), 1355
SVMClassifier (class in evalml.pipelines), 1425
SVMClassifier (class in evalml.pipelines.components), 1207
SVMClassifier (class in evalml.pipelines.components.estimators), 808
SVMClassifier (class in evalml.pipelines.components.estimators.classifiers), 649
SVMClassifier (class in evalml.pipelines.components.estimators.classifiers.svm_classifier), 610
SVMRegressor (class in evalml.pipelines), 1427
SVMRegressor (class in evalml.pipelines.components), 1209
SVMRegressor (class in evalml.pipelines.components.estimators), 811
SVMRegressor (class in evalml.pipelines.components.estimators.regressors), 737
SVMRegressor (class in evalml.pipelines.components.estimators.regressors.svm_regressor), 694

T

t_sne() (in module evalml.model_understanding), 388
t_sne() (in module evalml.model_understanding.graphs), 372
target_distribution() (in module evalml.preprocessing), 1489
target_distribution() (in module evalml.preprocessing.utils), 1486
TargetDistributionDataCheck (class in evalml.data_checks), 330
TargetDistributionDataCheck (class in evalml.data_checks.target_distribution_data_check), 288
TargetEncoder (class in evalml.pipelines), 1430
TargetEncoder (class in evalml.pipelines.components), 1212
TargetEncoder (class in evalml.pipelines.components.transformers), 1056
TargetEncoder (class in evalml.pipelines.components.transformers.encoders), 854
TargetEncoder (class in evalml.pipelines.components.transformers.encoders.target_encoder), 846
TargetImputer (class in evalml.pipelines.components), 1214
TargetImputer (class in evalml.pipelines.components.transformers), 1059
TargetImputer (class in evalml.pipelines.components.transformers.imputers), 895
TargetImputer (class in evalml.pipelines.components.transformers.imputers.target_imputer), 885
TargetImputerMeta (class in evalml.pipelines.components.transformers.imputers.target_imputer), 887
TargetLeakageDataCheck (class in evalml.data_checks), 331
TargetLeakageDataCheck (class in evalml.data_checks.target_leakage_data_check), 289
TextTransformer (class in evalml.pipelines.components.transformers.preprocessing), 956
TextTransformer (class in

evaluml.pipelines.components.transformers.preprocessing.text_transformer), 922
threshold() (*evaluml.pipelines.binary_classification_pipeline.BinaryClassificationPipeline property*), 1248
threshold() (*evaluml.pipelines.binary_classification_pipeline_mixin.BinaryClassificationPipelineMixin property*), 1249
threshold() (*evaluml.pipelines.BinaryClassificationPipeline property*), 1325
threshold() (*evaluml.pipelines.time_series_classification_pipelines.TimeSeriesBinaryClassificationPipeline property*), 1286
threshold() (*evaluml.pipelines.TimeSeriesBinaryClassificationPipeline property*), 1439
time_elapsed() (*in module evaluml.utils.logger*), 1520
TimeSeriesBaselineEstimator (*class in evaluml.pipelines.components*), 1217
TimeSeriesBaselineEstimator (*class in evaluml.pipelines.components.estimators*), 813
TimeSeriesBaselineEstimator (*class in evaluml.pipelines.components.estimators.regressors*), 739
TimeSeriesBaselineEstimator (*class in evaluml.pipelines.components.estimators.regressors.time_series_baseline_estimator*), 697
TimeSeriesBinaryClassificationPipeline (*class in evaluml.pipelines*), 1432
TimeSeriesBinaryClassificationPipeline (*class in evaluml.pipelines.time_series_classification_pipelines*), 1279
TimeSeriesClassificationPipeline (*class in evaluml.pipelines*), 1439
TimeSeriesClassificationPipeline (*class in evaluml.pipelines.time_series_classification_pipelines*), 1286
TimeSeriesFeaturizer (*class in evaluml.pipelines*), 1445
TimeSeriesFeaturizer (*class in evaluml.pipelines.components*), 1219
TimeSeriesFeaturizer (*class in evaluml.pipelines.components.transformers*), 1061
TimeSeriesFeaturizer (*class in evaluml.pipelines.components.transformers.preprocessing*), 958
TimeSeriesFeaturizer (*class in evaluml.pipelines.components.transformers.preprocessing.time_series_featurizer*), 925
TimeSeriesMulticlassClassificationPipeline (*class in evaluml.pipelines*), 1448
TimeSeriesMulticlassClassificationPipeline (*class in evaluml.pipelines.time_series_classification_pipelines*), 1292
TimeSeriesParametersDataCheck (*class in evaluml.data_checks*), 333
TimeSeriesParametersDataCheck (*class in evaluml.data_checks.ts_parameters_data_check*), 290
TimeSeriesPipelineBase (*class in evaluml.pipelines.time_series_pipeline_base*), 1300
TimeSeriesRegressionObjective (*class in evaluml.objectives.time_series_regression_objective*), 474
TimeSeriesBinaryClassificationPipeline
TimeSeriesRegressionPipeline (*class in evaluml.pipelines*), 1455
TimeSeriesRegressionPipeline (*class in evaluml.pipelines.time_series_regression_pipeline*), 1306
TimeSeriesSplit (*class in evaluml.preprocessing*), 1490
TimeSeriesSplit (*class in evaluml.preprocessing.data_splitters*), 1481
TimeSeriesSplit (*class in evaluml.preprocessing.data_splitters.time_series_split*), 1477
TimeSeriesSplittingDataCheck (*class in evaluml.data_checks*), 334
TimeSeriesSplittingDataCheck (*class in evaluml.data_checks.ts_splitting_data_check*), 293
to_dict() (*evaluml.data_checks.data_check_action.DataCheckAction method*), 251
to_dict() (*evaluml.data_checks.data_check_action_option.DataCheckAc method*), 254
to_dict() (*evaluml.data_checks.data_check_message.DataCheckError method*), 256
to_dict() (*evaluml.data_checks.data_check_message.DataCheckMessag method*), 257
to_dict() (*evaluml.data_checks.data_check_message.DataCheckWarning method*), 257
to_dict() (*evaluml.data_checks.DataCheckAction method*), 302
to_dict() (*evaluml.data_checks.DataCheckActionOption method*), 303
to_dict() (*evaluml.data_checks.DataCheckError method*), 304
to_dict() (*evaluml.data_checks.DataCheckMessage method*), 304
to_dict() (*evaluml.data_checks.DataCheckWarning method*), 307
train_and_score_pipeline() (*in module evaluml.automl.engine*), 223
train_and_score_pipeline() (*in module evaluml.automl.engine.engine_base*), 214
train_pipeline() (*in module evaluml.automl.engine*), 223
train_pipeline() (*in module evaluml.automl.engine.engine_base*), 215

train_pipelines() (*evalml.automl.automl_search.AutoMLSearch method*), 230
train_pipelines() (*evalml.automl.AutoMLSearch method*), 243
train_pipelines() (*evalml.AutoMLSearch method*), 1532
training_only() (*evalml.pipelines.components.component_base.ComponentBase property*), 1074
training_only() (*evalml.pipelines.components.ComponentBase property*), 1098
TrainingValidationSplit (*class in evalml.preprocessing*), 1492
TrainingValidationSplit (*class in evalml.preprocessing.data_splitters*), 1483
TrainingValidationSplit (*class in evalml.preprocessing.data_splitters.training_validation_split*), 1479
transform() (*evalml.pipelines.binary_classification_pipeline.BinaryClassificationPipeline method*), 1248
transform() (*evalml.pipelines.BinaryClassificationPipeline method*), 1325
transform() (*evalml.pipelines.classification_pipeline.ClassificationPipeline method*), 1255
transform() (*evalml.pipelines.ClassificationPipeline method*), 1335
transform() (*evalml.pipelines.component_graph.ComponentGraph method*), 1259
transform() (*evalml.pipelines.ComponentGraph method*), 1339
transform() (*evalml.pipelines.components.DateTimeFeaturizer method*), 1101
transform() (*evalml.pipelines.components.DFSTransformer method*), 1109
transform() (*evalml.pipelines.components.DropColumns method*), 1111
transform() (*evalml.pipelines.components.DropNullColumns method*), 1114
transform() (*evalml.pipelines.components.DropRowsTransformer method*), 1116
transform() (*evalml.pipelines.components.EmailFeaturizer method*), 1123
transform() (*evalml.pipelines.components.FeatureSelector method*), 1137
transform() (*evalml.pipelines.components.Imputer method*), 1139
transform() (*evalml.pipelines.components.LabelEncoder method*), 1145
transform() (*evalml.pipelines.components.LinearDiscriminantAnalysis method*), 1153
transform() (*evalml.pipelines.components.LogTransformer method*), 1160
transform() (*evalml.pipelines.components.LSA method*), 1162
transform() (*evalml.pipelines.components.NaturalLanguageFeaturizer method*), 1164
transform() (*evalml.pipelines.components.OneHotEncoder method*), 1167
transform() (*evalml.pipelines.components.Oversampler method*), 1170
transform() (*evalml.pipelines.components.PCA method*), 1172
transform() (*evalml.pipelines.components.PerColumnImputer method*), 1175
transform() (*evalml.pipelines.components.PolynomialDetrender method*), 1177
transform() (*evalml.pipelines.components.ReplaceNullableTypes method*), 1186
transform() (*evalml.pipelines.components.RFClassifierSelectFromMod method*), 1189
transform() (*evalml.pipelines.components.RFRegressorSelectFromMod method*), 1192
transform() (*evalml.pipelines.components.SelectByType method*), 1194
transform() (*evalml.pipelines.components.SelectColumns method*), 1196
transform() (*evalml.pipelines.components.SimpleImputer method*), 1198
transform() (*evalml.pipelines.components.StandardScaler method*), 1206
transform() (*evalml.pipelines.components.TargetEncoder method*), 1214
transform() (*evalml.pipelines.components.TargetImputer method*), 1216
transform() (*evalml.pipelines.components.TimeSeriesFeaturizer method*), 1221
transform() (*evalml.pipelines.components.Transformer method*), 1224
transform() (*evalml.pipelines.components.transformers.column_selecto method*), 986
transform() (*evalml.pipelines.components.transformers.column_selecto method*), 988
transform() (*evalml.pipelines.components.transformers.column_selecto method*), 990
transform() (*evalml.pipelines.components.transformers.column_selecto method*), 992
transform() (*evalml.pipelines.components.transformers.DateTimeFeatu method*), 999
transform() (*evalml.pipelines.components.transformers.DFSTransform method*), 1001
transform() (*evalml.pipelines.components.transformers.dimensionality method*), 831
transform() (*evalml.pipelines.components.transformers.dimensionality method*), 836
transform() (*evalml.pipelines.components.transformers.dimensionality method*), 838
transform() (*evalml.pipelines.components.transformers.dimensionality method*), 833

transform() (evalml.pipelines.components.transformers.DropColumns method), 1004
transform() (evalml.pipelines.components.transformers.DropNullColumns method), 1006
transform() (evalml.pipelines.components.transformers.DropRowsTransformer method), 1008
transform() (evalml.pipelines.components.transformers.EmailFeaturizer method), 1010
transform() (evalml.pipelines.components.transformers.encoders.LabelEncoder method), 841
transform() (evalml.pipelines.components.transformers.encoders.LabelOrdinalEncoder method), 851
transform() (evalml.pipelines.components.transformers.encoders.OneHotEncoder method), 845
transform() (evalml.pipelines.components.transformers.encoders.OrdinalEncoder method), 854
transform() (evalml.pipelines.components.transformers.encoders.TargetEncoder method), 848
transform() (evalml.pipelines.components.transformers.encoders.TrainingValidationSplitEncoder method), 857
transform() (evalml.pipelines.components.transformers.feature_selection.ExpandedFeatureSelector method), 860
transform() (evalml.pipelines.components.transformers.feature_selection.FeatureSelector method), 869
transform() (evalml.pipelines.components.transformers.feature_selection.RFClassificationSelectFromModel method), 863
transform() (evalml.pipelines.components.transformers.feature_selection.RFRegressionSelectFromModel method), 866
transform() (evalml.pipelines.components.transformers.feature_selection.RFTopClassificationSelectFromModel method), 872
transform() (evalml.pipelines.components.transformers.feature_selection.RFTopRegressionSelectFromModel method), 875
transform() (evalml.pipelines.components.transformers.FeatureSelector method), 1013
transform() (evalml.pipelines.components.transformers.Imputer method), 1015
transform() (evalml.pipelines.components.transformers.imputers.Imputer method), 890
transform() (evalml.pipelines.components.transformers.imputers.imputer_base.Imputer method), 878
transform() (evalml.pipelines.components.transformers.imputers.per_column_imputer.PerColumnImputer method), 881
transform() (evalml.pipelines.components.transformers.imputers.PerColumnImputer method), 893
transform() (evalml.pipelines.components.transformers.imputers.simple_imputer.SimpleImputer method), 884
transform() (evalml.pipelines.components.transformers.imputers.SimpleImputer method), 895
transform() (evalml.pipelines.components.transformers.imputers.target_imputer.TargetImputer method), 887
transform() (evalml.pipelines.components.transformers.imputers.TargetImputer method), 897
transform() (evalml.pipelines.components.transformers.LabelEncoder method), 1018
transform() (evalml.pipelines.components.transformers.LinearDiscriminantAnalysis method), 1020
transform() (evalml.pipelines.components.transformers.LogTransformer method), 1022
transform() (evalml.pipelines.components.transformers.LSA method), 1024
transform() (evalml.pipelines.components.transformers.NaturalLanguageFeaturizer method), 1027
transform() (evalml.pipelines.components.transformers.OneHotEncoder method), 1030
transform() (evalml.pipelines.components.transformers.Oversampler method), 1032
transform() (evalml.pipelines.components.transformers.PCA method), 1034
transform() (evalml.pipelines.components.transformers.PerColumnImputer method), 1037
transform() (evalml.pipelines.components.transformers.PolynomialDetrender method), 1039
transform() (evalml.pipelines.components.transformers.preprocessing.[illegible] method), 900
transform() (evalml.pipelines.components.transformers.preprocessing.[illegible] method), 935
transform() (evalml.pipelines.components.transformers.preprocessing.[illegible] method), 938
transform() (evalml.pipelines.components.transformers.preprocessing.[illegible] method), 903
transform() (evalml.pipelines.components.transformers.preprocessing.[illegible] method), 906
transform() (evalml.pipelines.components.transformers.preprocessing.[illegible] method), 940
transform() (evalml.pipelines.components.transformers.preprocessing.[illegible] method), 942
transform() (evalml.pipelines.components.transformers.preprocessing.[illegible] method), 945
transform() (evalml.pipelines.components.transformers.preprocessing.[illegible] method), 908
transform() (evalml.pipelines.components.transformers.preprocessing.[illegible] method), 911
transform() (evalml.pipelines.components.transformers.preprocessing.[illegible] method), 947
transform() (evalml.pipelines.components.transformers.preprocessing.[illegible] method), 949
transform() (evalml.pipelines.components.transformers.preprocessing.[illegible] method), 913
transform() (evalml.pipelines.components.transformers.preprocessing.[illegible] method), 916
transform() (evalml.pipelines.components.transformers.preprocessing.[illegible] method), 951
transform() (evalml.pipelines.components.transformers.preprocessing.[illegible] method), 919
transform() (evalml.pipelines.components.transformers.preprocessing.[illegible] method), 954
transform() (evalml.pipelines.components.transformers.preprocessing.[illegible] method), 921

transform() (evalml.pipelines.components.transformers.preprocessing.ReplaceNullableTypes method), 956
transform() (evalml.pipelines.components.transformers.preprocessing.text_featurizer.TextFeaturizer method), 924
transform() (evalml.pipelines.components.transformers.preprocessing.TextTokenizer method), 958
transform() (evalml.pipelines.components.transformers.preprocessing.time_series_featurizer.TimeSeriesFeaturizer method), 927
transform() (evalml.pipelines.components.transformers.preprocessing.TimeSeriesImputer method), 961
transform() (evalml.pipelines.components.transformers.preprocessing.transformer_base.TransformerBase method), 930
transform() (evalml.pipelines.components.transformers.preprocessing.transformer_mixin.TransformerMixin method), 932
transform() (evalml.pipelines.components.transformers.preprocessing.URLFeaturizer method), 963
transform() (evalml.pipelines.components.transformers.ReplaceNullableTypes method), 1041
transform() (evalml.pipelines.components.transformers.RFClassifierSelectFromModel method), 1044
transform() (evalml.pipelines.components.transformers.RFRegressorSelectFromModel method), 1047
transform() (evalml.pipelines.components.transformers.samplers.base_sampler.BaseSampler method), 966
transform() (evalml.pipelines.components.transformers.samplers.OverSampler method), 975
transform() (evalml.pipelines.components.transformers.samplers.over_sampler.OverSampler method), 969
transform() (evalml.pipelines.components.transformers.samplers.UnderSampler method), 978
transform() (evalml.pipelines.components.transformers.samplers.under_sampler.UnderSampler method), 972
transform() (evalml.pipelines.components.transformers.scalers.standard_scaler.StandardScaler method), 981
transform() (evalml.pipelines.components.transformers.scalers.StandardScaler method), 983
transform() (evalml.pipelines.components.transformers.SelectByType method), 1049
transform() (evalml.pipelines.components.transformers.SelectColumns method), 1051
transform() (evalml.pipelines.components.transformers.SimpleImputer method), 1054
transform() (evalml.pipelines.components.transformers.StandardScaler method), 1056
transform() (evalml.pipelines.components.transformers.TargetEncoder method), 1058
transform() (evalml.pipelines.components.transformers.TargetImputer method), 1061
transform() (evalml.pipelines.components.transformers.TimeSeriesFeaturizer method), 1064
transform() (evalml.pipelines.components.transformers.Transformer method), 1066
transform() (evalml.pipelines.components.transformers.transformer_base.TransformerBase method), 995
transform() (evalml.pipelines.components.transformers.Undersampler method), 1069
transform() (evalml.pipelines.components.transformers.URLFeaturizer method), 1071
transform() (evalml.pipelines.components.Undersampler method), 1227
transform() (evalml.pipelines.components.time_series_featurizer.TimeSeriesFeaturizer method), 1229
transform() (evalml.pipelines.DFSTransformer method), 1348
transform() (evalml.pipelines.components.TextFeaturizer method), 1366
transform() (evalml.pipelines.multiclass_classification_pipeline.MulticlassClassificationPipeline method), 1266
transform() (evalml.pipelines.MulticlassClassificationPipeline method), 1385
transform() (evalml.pipelines.OneHotEncoder method), 1389
transform() (evalml.pipelines.PerColumnImputer method), 1391
transform() (evalml.pipelines.pipeline_base.PipelineBase method), 1271
transform() (evalml.pipelines.PipelineBase method), 1396
transform() (evalml.pipelines.regression_pipeline.RegressionPipeline method), 1278
transform() (evalml.pipelines.RegressionPipeline method), 1408
transform() (evalml.pipelines.RFClassifierSelectFromModel method), 1411
transform() (evalml.pipelines.RFRegressorSelectFromModel method), 1414
transform() (evalml.pipelines.SimpleImputer method), 1416
transform() (evalml.pipelines.StandardScaler method), 1424
transform() (evalml.pipelines.TargetEncoder method), 1432
transform() (evalml.pipelines.time_series_classification_pipelines.TimeSeriesBinaryClassificationPipeline method), 1286
transform() (evalml.pipelines.time_series_classification_pipelines.TimeSeriesClassificationPipeline method), 1292
transform() (evalml.pipelines.time_series_classification_pipelines.TimeSeriesMulticlassClassificationPipeline method), 1299
transform() (evalml.pipelines.time_series_pipeline_base.TimeSeriesPipelineBase method), 1305
transform() (evalml.pipelines.time_series_regression_pipeline.TimeSeriesRegressionPipeline method), 1311
transform() (evalml.pipelines.TimeSeriesBinaryClassificationPipeline method), 1439
transform() (evalml.pipelines.TimeSeriesClassificationPipeline method), 1445
transform() (evalml.pipelines.TimeSeriesFeaturizer method), 1448

transform() (*evalml.pipelines.TimeSeriesMulticlassClassificationPipeline method*), 1454
transform() (*evalml.pipelines.TimeSeriesRegressionPipeline method*), 1461
transform() (*evalml.pipelines.Transformer method*), 1463
transform_all_but_final() (*evalml.pipelines.binary_classification_pipeline.BinaryClassificationPipeline method*), 1248
transform_all_but_final() (*evalml.pipelines.BinaryClassificationPipeline method*), 1325
transform_all_but_final() (*evalml.pipelines.classification_pipeline.ClassificationPipeline method*), 1255
transform_all_but_final() (*evalml.pipelines.ClassificationPipeline method*), 1335
transform_all_but_final() (*evalml.pipelines.component_graph.ComponentGraph method*), 1260
transform_all_but_final() (*evalml.pipelines.ComponentGraph method*), 1339
transform_all_but_final() (*evalml.pipelines.multiclass_classification_pipeline.MulticlassClassificationPipeline method*), 1266
transform_all_but_final() (*evalml.pipelines.MulticlassClassificationPipeline method*), 1386
transform_all_but_final() (*evalml.pipelines.pipeline_base.PipelineBase method*), 1272
transform_all_but_final() (*evalml.pipelines.PipelineBase method*), 1396
transform_all_but_final() (*evalml.pipelines.regression_pipeline.RegressionPipeline method*), 1278
transform_all_but_final() (*evalml.pipelines.RegressionPipeline method*), 1408
transform_all_but_final() (*evalml.pipelines.time_series_classification_pipelines.TimeSeriesBinaryClassificationPipeline method*), 1286
transform_all_but_final() (*evalml.pipelines.time_series_classification_pipelines.TimeSeriesClassificationPipeline method*), 1292
transform_all_but_final() (*evalml.pipelines.time_series_classification_pipelines.TimeSeriesMulticlassClassificationPipeline method*), 1299
transform_all_but_final() (*evalml.pipelines.time_series_pipeline_base.TimeSeriesPipelineBase method*), 1305
transform_all_but_final() (*evalml.pipelines.time_series_regression_pipeline.TimeSeriesRegr method*), 1311
transform_all_but_final() (*evalml.pipelines.TimeSeriesBinaryClassificationPipeline method*), 1439
transform_all_but_final() (*evalml.pipelines.TimeSeriesClassificationPipeline method*), 1445
transform_all_but_final() (*evalml.pipelines.TimeSeriesMulticlassClassificationPipeline method*), 1455
transform_all_but_final() (*evalml.pipelines.TimeSeriesRegressionPipeline method*), 1461
Transformer (*class in evalml.pipelines*), 1461
Transformer (*class in evalml.pipelines.components*), 1222
Transformer (*class in evalml.pipelines.components.transformers*), 1064
Transformer (*class in evalml.pipelines.components.transformers.transformer*), 993
tune_binary_threshold() (*in module evalml.automl.utils*), 247
tune_binary_threshold() (*in module evalml.automl.utils*), 236
Tuner (*class in evalml.tuners*), 1512
Tuner (*class in evalml.tuners.tuner*), 1506

U

Undersampler (*class in evalml.pipelines.components*), 1224
Undersampler (*class in evalml.pipelines.components.transformers*), 1066
Undersampler (*class in evalml.pipelines.components.transformers.samplers*), 975
Undersampler (*class in evalml.pipelines.components.transformers.samplers.undersample 970*
uniqueness_score() (*evalml.data_checks.uniqueness_data_check.UniquenessDataChe static method*), 295
uniqueness_score() (*evalml.data_checks.UniquenessDataCheck static method*), 336
UniquenessDataCheck (*class in evalml.data_checks*), 336
UniquenessDataCheck (*class in evalml.data_checks.uniqueness_data_check*), 295

update() (*evalml.automl.pipeline_search_plots.SearchIterationPlot method*), 234
URLFeaturizer (*class in evalml.pipelines.components*), 1227
URLFeaturizer (*class in evalml.pipelines.components.transformers*), 1069
URLFeaturizer (*class in evalml.pipelines.components.transformers.preprocessing*), 961
URLFeaturizer (*class in evalml.pipelines.components.transformers.preprocessing.transformer_primitive_components*), 930

V

validate() (*evalml.data_checks.class_imbalance_data_check.ClassImbalanceDataCheck method*), 248
validate() (*evalml.data_checks.ClassImbalanceDataCheck method*), 299
validate() (*evalml.data_checks.data_check.DataCheck method*), 250
validate() (*evalml.data_checks.data_checks.DataChecks method*), 260
validate() (*evalml.data_checks.DataCheck method*), 301
validate() (*evalml.data_checks.DataChecks method*), 306
validate() (*evalml.data_checks.datetime_format_data_check.DateTimeFormatDataCheck method*), 261
validate() (*evalml.data_checks.datetime_nan_data_check.DateTimeNaNDataCheck method*), 263
validate() (*evalml.data_checks.DateTimeFormatDataCheck method*), 307
validate() (*evalml.data_checks.DateTimeNaNDataCheck method*), 309
validate() (*evalml.data_checks.default_data_checks.DefaultDataChecks method*), 266
validate() (*evalml.data_checks.DefaultDataChecks method*), 312
validate() (*evalml.data_checks.id_columns_data_check.IDColumnsDataCheck method*), 267
validate() (*evalml.data_checks.IDColumnsDataCheck method*), 313
validate() (*evalml.data_checks.invalid_target_data_check.InvalidTargetDataCheck method*), 270
validate() (*evalml.data_checks.InvalidTargetDataCheck method*), 315
validate() (*evalml.data_checks.multicollinearity_data_check.MulticollinearityDataCheck method*), 273
validate() (*evalml.data_checks.MulticollinearityDataCheck method*), 318
validate() (*evalml.data_checks.natural_language_nan_data_check.NaturalLanguageNaNDataCheck method*), 275
validate() (*evalml.data_checks.NaturalLanguageNaNDataCheck method*), 319
validate() (*evalml.data_checks.no_variance_data_check.NoVarianceDataCheck method*), 276
validate() (*evalml.data_checks.NoVarianceDataCheck method*), 320
validate() (*evalml.data_checks.null_data_check.NullDataCheck method*), 280
validate() (*evalml.data_checks.NullDataCheck method*), 324
validate() (*evalml.data_checks.outliers_data_check.OutliersDataCheck method*), 284
validate() (*evalml.data_checks.OutliersDataCheck method*), 327
validate() (*evalml.data_checks.sparsity_data_check.SparsityDataCheck method*), 286
validate() (*evalml.data_checks.SparsityDataCheck method*), 329
validate() (*evalml.data_checks.target_distribution_data_check.TargetDistributionDataCheck method*), 288
validate() (*evalml.data_checks.target_leakage_data_check.TargetLeakageDataCheck method*), 290
validate() (*evalml.data_checks.TargetDistributionDataCheck method*), 330
validate() (*evalml.data_checks.TargetLeakageDataCheck method*), 332
validate() (*evalml.data_checks.TimeSeriesParametersDataCheck method*), 334
validate() (*evalml.data_checks.TimeSeriesSplittingDataCheck method*), 335
validate() (*evalml.data_checks.ts_parameters_data_check.TimeSeriesParametersDataCheck method*), 292
validate() (*evalml.data_checks.ts_splitting_data_check.TimeSeriesSplittingDataCheck method*), 293
validate() (*evalml.data_checks.uniqueness_data_check.UniquenessDataCheck method*), 296
validate() (*evalml.data_checks.UniquenessDataCheck method*), 336
validate_holdout_datasets() (*in module evalml.utils.gen_utils*), 1519
validate_inputs() (*evalml.objectives.AccuracyBinary method*), 482
validate_inputs() (*evalml.objectives.AccuracyMulticlass method*), 484
validate_inputs() (*evalml.objectives.AUC method*), 486
validate_inputs() (*evalml.objectives.AUCMacro method*), 488
validate_inputs() (*evalml.objectives.AUCMicro method*), 489
validate_inputs() (*evalml.objectives.AUCWeighted method*),

491
validate_inputs() (evalml.objectives.BalancedAccuracyBinary method), 493
validate_inputs() (evalml.objectives.BalancedAccuracyMulticlass method), 495
validate_inputs() (evalml.objectives.binary_classification_objective.BinaryClassificationObjective method), 392
validate_inputs() (evalml.objectives.BinaryClassificationObjective method), 498
validate_inputs() (evalml.objectives.cost_benefit_matrix.CostBenefitMatrix method), 395
validate_inputs() (evalml.objectives.CostBenefitMatrix method), 500
validate_inputs() (evalml.objectives.ExpVariance method), 502
validate_inputs() (evalml.objectives.F1 method), 504
validate_inputs() (evalml.objectives.F1Macro method), 506
validate_inputs() (evalml.objectives.F1Micro method), 507
validate_inputs() (evalml.objectives.F1Weighted method), 509
validate_inputs() (evalml.objectives.fraud_cost.FraudCost method), 398
validate_inputs() (evalml.objectives.FraudCost method), 512
validate_inputs() (evalml.objectives.Gini method), 515
validate_inputs() (evalml.objectives.lead_scoring.LeadScoring method), 400
validate_inputs() (evalml.objectives.LeadScoring method), 518
validate_inputs() (evalml.objectives.LogLossBinary method), 520
validate_inputs() (evalml.objectives.LogLossMulticlass method), 521
validate_inputs() (evalml.objectives.MAE method), 523
validate_inputs() (evalml.objectives.MAPE method), 525
validate_inputs() (evalml.objectives.MaxError method), 526
validate_inputs() (evalml.objectives.MCCBinary method), 529
validate_inputs() (evalml.objectives.MCCMulticlass method), 530
validate_inputs() (evalml.objectives.MeanSquaredLogError method), 532
validate_inputs() (evalml.objectives.MedianAE method), 533
validate_inputs() (evalml.objectives.MSE method), 535
validate_inputs() (evalml.objectives.multiclass_classification_objective.MulticlassC method), 403
validate_inputs() (evalml.objectives.MulticlassClassificationObjective method), 537
validate_inputs() (evalml.objectives.objective_base.ObjectiveBase method), 405
validate_inputs() (evalml.objectives.ObjectiveBase method), 539
validate_inputs() (evalml.objectives.Precision method), 541
validate_inputs() (evalml.objectives.PrecisionMacro method), 543
validate_inputs() (evalml.objectives.PrecisionMicro method), 544
validate_inputs() (evalml.objectives.PrecisionWeighted method), 546
validate_inputs() (evalml.objectives.R2 method), 548
validate_inputs() (evalml.objectives.Recall method), 550
validate_inputs() (evalml.objectives.RecallMacro method), 552
validate_inputs() (evalml.objectives.RecallMicro method), 553
validate_inputs() (evalml.objectives.RecallWeighted method), 555
validate_inputs() (evalml.objectives.regression_objective.RegressionObjective method), 407
validate_inputs() (evalml.objectives.RegressionObjective method), 557
validate_inputs() (evalml.objectives.RootMeanSquaredError

method), 558
validate_inputs() (*evalml.objectives.RootMeanSquaredLogError* *method*), 560
validate_inputs() (*evalml.objectives.sensitivity_low_alert.SensitivityLowAlert* *method*), 410
validate_inputs() (*evalml.objectives.SensitivityLowAlert* *method*), 562
validate_inputs() (*evalml.objectives.standard_metrics.AccuracyBinary* *method*), 414
validate_inputs() (*evalml.objectives.standard_metrics.AccuracyMulticlass* *method*), 415
validate_inputs() (*evalml.objectives.standard_metrics.AUC* *method*), 418
validate_inputs() (*evalml.objectives.standard_metrics.AUCMacro* *method*), 419
validate_inputs() (*evalml.objectives.standard_metrics.AUCMicro* *method*), 421
validate_inputs() (*evalml.objectives.standard_metrics.AUCWeighted* *method*), 423
validate_inputs() (*evalml.objectives.standard_metrics.BalancedAccuracyBinary* *method*), 425
validate_inputs() (*evalml.objectives.standard_metrics.BalancedAccuracyMulticlass* *method*), 427
validate_inputs() (*evalml.objectives.standard_metrics.ExpVariance* *method*), 428
validate_inputs() (*evalml.objectives.standard_metrics.F1* *method*), 431
validate_inputs() (*evalml.objectives.standard_metrics.F1Macro* *method*), 432
validate_inputs() (*evalml.objectives.standard_metrics.F1Micro* *method*), 434
validate_inputs() (*evalml.objectives.standard_metrics.F1Weighted* *method*), 435
validate_inputs() (*evalml.objectives.standard_metrics.Gini* *method*), 438
validate_inputs() (*evalml.objectives.standard_metrics.LogLossBinary* *method*), 440
validate_inputs() (*evalml.objectives.standard_metrics.LogLossMulticlass* *method*), 441
validate_inputs() (*evalml.objectives.standard_metrics.MAE* *method*), 443
validate_inputs() (*evalml.objectives.standard_metrics.MAPE* *method*), 445
validate_inputs() (*evalml.objectives.standard_metrics.MaxError* *method*), 446
validate_inputs() (*evalml.objectives.standard_metrics.MCCBinary* *method*), 449
validate_inputs() (*evalml.objectives.standard_metrics.MCCMulticlass* *method*), 450
validate_inputs() (*evalml.objectives.standard_metrics.MeanSquaredLogError* *method*), 452
validate_inputs() (*evalml.objectives.standard_metrics.MedianAE* *method*), 453
validate_inputs() (*evalml.objectives.standard_metrics.MSE* *method*), 455
validate_inputs() (*evalml.objectives.standard_metrics.Precision* *method*), 457
validate_inputs() (*evalml.objectives.standard_metrics.PrecisionMacro* *method*), 459
validate_inputs() (*evalml.objectives.standard_metrics.PrecisionMicro* *method*), 460
validate_inputs() (*evalml.objectives.standard_metrics.PrecisionWeighted* *method*), 462
validate_inputs() (*evalml.objectives.standard_metrics.R2* *method*), 463
validate_inputs() (*evalml.objectives.standard_metrics.Recall* *method*), 466
validate_inputs() (*evalml.objectives.standard_metrics.RecallMacro* *method*), 467
validate_inputs() (*evalml.objectives.standard_metrics.RecallMicro* *method*), 469
validate_inputs() (*evalml.objectives.standard_metrics.RecallWeighted*

method), 470
validate_inputs() (evalml.objectives.standard_metrics.RootMeanSquaredError method), 472
validate_inputs() (evalml.objectives.standard_metrics.RootMeanSquaredLogError method), 474
validate_inputs() (evalml.objectives.time_series_regression_objective.TimeSeriesRelativeMetrics method), 476
ValidationErrorCode (class in evalml.exceptions), 347
ValidationErrorCode (class in evalml.exceptions.exceptions), 344
value() (evalml.data_checks.data_check_action_code.DataCheckActionCode method), 252
value() (evalml.data_checks.data_check_action_option.DCAOParameterAllowedValuesType method), 254
value() (evalml.data_checks.data_check_action_option.DCAOParameterType method), 255
value() (evalml.data_checks.data_check_message_code.DataCheckMessageCode method), 259
value() (evalml.data_checks.data_check_message_type.DataCheckMessageType method), 260
value() (evalml.data_checks.DataCheckActionCode method), 302
value() (evalml.data_checks.DataCheckMessageCode method), 306
value() (evalml.data_checks.DataCheckMessageType method), 306
value() (evalml.data_checks.DCAOParameterAllowedValuesType method), 311
value() (evalml.data_checks.DCAOParameterType method), 311
value() (evalml.exceptions.exceptions.PartialDependenceErrorCode method), 344
value() (evalml.exceptions.exceptions.ValidationErrorCode method), 345
value() (evalml.exceptions.PartialDependenceErrorCode method), 346
value() (evalml.exceptions.ValidationErrorCode method), 347
value() (evalml.model_family.model_family.ModelFamily method), 348
value() (evalml.model_family.ModelFamily method), 350
value() (evalml.model_understanding.prediction_explanations.explainers.ExplainPredictionsStage method), 355
value() (evalml.problem_types.problem_types.ProblemTypes method), 1494
value() (evalml.problem_types.ProblemTypes method), 1500
visualize_decision_tree() (in module evalml.model_understanding.graphs), 372
VowpalWabbitBaseClassifier (class in evalml.pipelines.components.estimators.classifiers.vowpal_wabbit), 613
VowpalWabbitBinaryClassifier (class in evalml.pipelines), 1463
VowpalWabbitBinaryClassifier (class in evalml.pipelines.components), 1229
VowpalWabbitBinaryClassifier (class in evalml.pipelines.components.estimators), 816
VowpalWabbitBinaryClassifier (class in evalml.pipelines.components.estimators.classifiers), 652
VowpalWabbitBinaryClassifier (class in evalml.pipelines.components.estimators.classifiers.vowpal_wabbit), 615
VowpalWabbitMulticlassClassifier (class in evalml.pipelines), 1466
VowpalWabbitMulticlassClassifier (class in evalml.pipelines.components), 1232
VowpalWabbitMulticlassClassifier (class in evalml.pipelines.components.estimators), 818
VowpalWabbitMulticlassClassifier (class in evalml.pipelines.components.estimators.classifiers), 654
VowpalWabbitMulticlassClassifier (class in evalml.pipelines.components.estimators.classifiers.vowpal_wabbit), 618
VowpalWabbitRegressor (class in evalml.pipelines), 1468
VowpalWabbitRegressor (class in evalml.pipelines.components), 1234
VowpalWabbitRegressor (class in evalml.pipelines.components.estimators), 821
VowpalWabbitRegressor (class in evalml.pipelines.components.estimators.regressors), 742
VowpalWabbitRegressor (class in evalml.pipelines.components.estimators.regressors.vowpal_wabbit), 700

W

warning() (evalml.automl.engine.engine_base.JobLogger method), 214
warning_not_unique_enough (in module evalml.data_checks.uniqueness_data_check), 297
warning_too_unique (in module evalml.data_checks.sparsity_data_check), 287
warning_too_unique (in module evalml.data_checks.uniqueness_data_check), 297

`WrappedSKClassifier` (*class in evalml.pipelines.components.utils*), 1078
`WrappedSKRegressor` (*class in evalml.pipelines.components.utils*), 1079
`write_to_logger()` (*evalml.automl.engine.engine_base.JobLogger method*), 214

X

`XGBoostClassifier` (*class in evalml.pipelines*), 1470
`XGBoostClassifier` (*class in evalml.pipelines.components*), 1236
`XGBoostClassifier` (*class in evalml.pipelines.components.estimators*), 823
`XGBoostClassifier` (*class in evalml.pipelines.components.estimators.classifiers*), 657
`XGBoostClassifier` (*class in evalml.pipelines.components.estimators.classifiers.xgboost_classifier*), 621
`XGBoostRegressor` (*class in evalml.pipelines*), 1473
`XGBoostRegressor` (*class in evalml.pipelines.components*), 1239
`XGBoostRegressor` (*class in evalml.pipelines.components.estimators*), 825
`XGBoostRegressor` (*class in evalml.pipelines.components.estimators.regressors*), 744
`XGBoostRegressor` (*class in evalml.pipelines.components.estimators.regressors.xgboost_regressor*), 703