

---

# **EvalML Documentation**

***Release 0.79.0***

**Alteryx, Inc.**

**Aug 14, 2023**



# CONTENTS

<b>1</b>	<b>Install</b>	<b>3</b>
<b>2</b>	<b>Start</b>	<b>7</b>
<b>3</b>	<b>Tutorials</b>	<b>29</b>
<b>4</b>	<b>User Guide</b>	<b>61</b>
<b>5</b>	<b>API Reference</b>	<b>259</b>
<b>6</b>	<b>Release Notes</b>	<b>2053</b>
	<b>Python Module Index</b>	<b>2127</b>
	<b>Index</b>	<b>2131</b>



EvalML is an AutoML library that builds, optimizes, and evaluates machine learning pipelines using domain-specific objective functions.

Combined with [Featuretools](#) and [Compose](#), EvalML can be used to create end-to-end supervised machine learning solutions.



## INSTALL

EvalML is available for Python 3.8 and 3.9. It can be installed from [pypi](#), [conda-forge](#), or from [source](#).

To install EvalML on your platform, run one of the following commands:

```
$ pip install evalml
```

```
$ conda install -c conda-forge evalml
```

```
# See the EvalML with core dependencies only section
$ pip install evalml --no-dependencies
$ pip install -r core-requirements.txt
```

```
# See the EvalML with core dependencies only section
$ conda install -c conda-forge evalml-core
```

### 1.1 EvalML with core dependencies only

EvalML includes several optional dependencies. The `xgboost` and `catboost` packages support pipelines built around those modeling libraries. The `plotly` and `ipywidgets` packages support plotting functionality in `automl` searches. These dependencies are recommended, and are included with EvalML by default but are not required in order to install and use EvalML.

EvalML's core dependencies are listed in `core-requirements.txt` in the source code, while the default collection of requirements is specified in `pyproject.toml`'s dependencies.

To install EvalML with only the core-required dependencies with pypi, first download the EvalML source [from pypi](#) or [github](#) to access the requirements files before running the following command.

```
$ pip install evalml --no-dependencies
$ pip install -r core-requirements.txt
```

```
$ conda install -c conda-forge evalml-core
```

## 1.2 Add-ons

EvalML allows users to install add-ons individually or all at once:

- **Update Checker:** Receive automatic notifications of new EvalML releases
- **Time Series:** Use EvalML with Facebook’s Prophet library for time series support.

```
$ pip install evalml[complete]
```

```
$ pip install evalml[prophet]
```

```
$ pip install evalml[updater]
```

```
$ conda install -c conda-forge alteryx-open-src-update-checker
```

## 1.3 Time Series support with Facebook’s Prophet

To support the Prophet time series estimator, be sure to install it as an extra requirement. Please note that this may take a few minutes.

```
pip install evalml[prophet]
```

Another option for installing Prophet with CmdStan as a backend is to use `make installdeps-prophet`.

## 1.4 Windows Additional Requirements & Troubleshooting

If you are using `pip` to install EvalML on Windows, it is recommended you first install the following packages using `conda`:

- `numba` (needed for `shap` and prediction explanations). Install with `conda install -c conda-forge numba`
- `graphviz` if you’re using EvalML’s plotting utilities. Install with `conda install -c conda-forge python-graphviz`

The `XGBoost` library may not be `pip`-installable in some Windows environments. If you are encountering installation issues, please try installing XGBoost from [Github](#) before installing EvalML or install `evalml` with `conda`.

## 1.5 Mac Additional Requirements & Troubleshooting

In order to run on Mac, `LightGBM` requires the `OpenMP` library to be installed, which can be done with `HomeBrew` by running:

```
brew install libomp
```

Additionally, `graphviz` can be installed by running:

```
brew install graphviz
```



### 1.5.1 Installing EvalML on an M1 Mac

Not all of EvalML's dependencies support Apple's new M1 chip. For this reason, `pip` or `conda` installing EvalML will fail. The core set of EvalML dependencies can be installed in the M1 chip, so we recommend you install EvalML with core dependencies.

Alternatively, there is experimental support for M1 chips with the Rosetta terminal. After setting up a Rosetta terminal, you should be able to `pip` or `conda` install EvalML.

For Docker fans, an included `Dockerfile.arm` can be built and run to provide an environment for testing. Details are included within.



**START**

In this guide, we'll show how you can use EvalML to automatically find the best pipeline for predicting whether or not a credit card transaction is fraudulent. Along the way, we'll highlight EvalML's built-in tools and features for understanding and interacting with the search process.

```
[1]: import evalml
      from evalml import AutoMLSearch
      from evalml.utils import infer_feature_types
```

First, we load in the features and outcomes we want to use to train our model.

```
[2]: X, y = evalml.demos.load_fraud(n_rows=250)
```

```

      Number of Features
Boolean                               1
Categorical                           6
Numeric                               5

Number of training examples: 250
Targets
False    88.40%
True     11.60%
Name: count, dtype: object
```

First, we will clean the data. Since EvalML accepts a pandas input, it can run type inference on this data directly. Since we'd like to change the types inferred by EvalML, we can use the `infer_feature_types` utility method. Here's what we're going to do with the following dataset:

- Reformat the `expiration_date` column so it reflects a more familiar date format.
- Cast the `lat` and `lng` columns from float to str.
- Use `infer_feature_types` to specify what types certain columns should be. For example, to avoid having the `provider` column be inferred as natural language text, we have specified it as a categorical column instead.

The `infer_feature_types` utility method takes a pandas or numpy input and converts it to a pandas dataframe with a `Woodwork` accessor, providing us with flexibility to cast the data as necessary.

```
[3]: X.ww["expiration_date"] = X["expiration_date"].apply(
      lambda x: "20{}-01-{}".format(x.split("/")[1], x.split("/")[0])
    )
X = infer_feature_types(
    X,
    feature_types={
```

(continues on next page)

(continued from previous page)

```

        "store_id": "categorical",
        "expiration_date": "datetime",
        "lat": "categorical",
        "lng": "categorical",
        "provider": "categorical",
    },
)
X.ww

```

[3]:

	Physical Type	Logical Type	Semantic Tag(s)
Column			
card_id	int64	Integer	['numeric']
store_id	int64	Integer	['numeric']
datetime	datetime64[ns]	Datetime	[]
amount	int64	Integer	['numeric']
currency	string	Unknown	[]
customer_present	bool	Boolean	[]
expiration_date	datetime64[ns]	Datetime	[]
provider	category	Categorical	['category']
lat	float64	Double	['numeric']
lng	float64	Double	['numeric']
region	category	Categorical	['category']
country	category	Categorical	['category']

In order to validate the results of the pipeline creation and optimization process, we will save some of our data as a holdout set.

```

[4]: X_train, X_holdout, y_train, y_holdout = evalml.preprocessing.split_data(
      X, y, problem_type="binary", test_size=0.2
    )

```

**Note:** To provide data to EvalML, it is recommended that you initialize a woodwork accessor so that you control how EvalML will treat each feature, such as as a numeric feature, a categorical feature, a text feature or other type of feature. Consult the [the Woodwork project](#) for help on how to do this. Here, `split_data()` returns dataframes with woodwork accessors.

EvalML has many options to configure the pipeline search. At the minimum, we need to define an objective function. For simplicity, we will use the F1 score in this example. However, the real power of EvalML is in using domain-specific *objective functions* or *building your own*.

Below EvalML utilizes Bayesian optimization (EvalML's default optimizer) to search and find the best pipeline defined by the given objective.

EvalML provides a number of parameters to control the search process. `max_batches` is one of the parameters which controls the stopping criterion for the AutoML search. It indicates the maximum number of rounds of AutoML to evaluate, where each round may train and score a variable number of pipelines. In this example, `max_batches` is set to 1.

\*\* Graphing methods, like AutoMLSearch, on Jupyter Notebook and Jupyter Lab require [ipywidgets](#) to be installed.

\*\* If graphing on Jupyter Lab, [jupyterlab-plotly](#) required. To download this, make sure you have [npm](#) installed.

```

[5]: automl = AutoMLSearch(
      X_train=X_train,
      y_train=y_train,

```

(continues on next page)

(continued from previous page)

```

problem_type="binary",
objective="f1",
max_batches=2,
verbose=True,
)

```

AutoMLSearch will use mean CV score to rank pipelines.  
 Removing columns ['currency'] because they are of 'Unknown' type

When we call `search()`, the search for the best pipeline will begin. There is no need to wrangle with missing data or categorical variables as EvalML includes various preprocessing steps (like imputation, one-hot encoding, feature selection) to ensure you're getting the best results. As long as your data is in a single table, EvalML can handle it. If not, you can reduce your data to a single table by utilizing [Featuretools](#) and its Entity Sets.

You can find more information on pipeline components and how to integrate your own custom pipelines into EvalML [here](#).

[6]: `automl.search(interactive_plot=False)`

```

*****
* Beginning pipeline search *
*****

```

```

Optimizing for F1.
Greater score is better.

```

```

Using SequentialEngine to train and score pipelines.
Searching up to 2 batches for a total of None pipelines.
Allowed model families:

```

```

Evaluating Baseline Pipeline: Mode Baseline Binary Classification Pipeline
Mode Baseline Binary Classification Pipeline:
  Starting cross validation
  Finished cross validation - mean F1: 0.000

```

```

*****
* Evaluating Batch Number 1 *
*****

```

```

Random Forest Classifier w/ Label Encoder + Drop Columns Transformer + DateTime_
↳Featurizer + Imputer + One Hot Encoder + Oversampler + RF Classifier Select From Model:
  Starting cross validation
  Finished cross validation - mean F1: 0.663

```

```

*****
* Evaluating Batch Number 2 *
*****

```

```

[LightGBM] [Info] Number of positive: 23, number of negative: 94
[LightGBM] [Warning] Auto-choosing col-wise multi-threading, the overhead of testing was_
↳0.000060 seconds.
You can set `force_col_wise=true` to remove the overhead.
[LightGBM] [Info] Total Bins 217

```

(continues on next page)

(continued from previous page)

[illegible]

(continues on next page)

[illegible]

(continued from previous page)

[illegible]

(continues on next page)



(continued from previous page)

[illegible]

(continues on next page)

(continued from previous page)

[illegible]

(continues on next page)

[illegible]

(continued from previous page)

```

[LightGBM] [Warning] No further splits with positive gain, best gain: -inf
[LightGBM] [Warning] No further splits with positive gain, best gain: -inf
[LightGBM] [Warning] No further splits with positive gain, best gain: -inf
[LightGBM] [Warning] No further splits with positive gain, best gain: -inf
[LightGBM] [Warning] No further splits with positive gain, best gain: -inf
[LightGBM] [Warning] No further splits with positive gain, best gain: -inf
[LightGBM] [Warning] No further splits with positive gain, best gain: -inf
[LightGBM] [Warning] No further splits with positive gain, best gain: -inf
[LightGBM] [Warning] No further splits with positive gain, best gain: -inf
LightGBM Classifier w/ Label Encoder + Select Columns By Type Transformer + Label
↳ Encoder + Drop Columns Transformer + DateTime Featurizer + Imputer + Select Columns
↳ Transformer + Select Columns Transformer + Label Encoder + Imputer + One Hot Encoder +
↳ Oversampler:
    Starting cross validation
    Finished cross validation - mean F1: 0.589
Extra Trees Classifier w/ Label Encoder + Select Columns By Type Transformer + Label
↳ Encoder + Drop Columns Transformer + DateTime Featurizer + Imputer + Select Columns
↳ Transformer + Select Columns Transformer + Label Encoder + Imputer + One Hot Encoder +
↳ Oversampler:
    Starting cross validation
    Finished cross validation - mean F1: 0.376
Elastic Net Classifier w/ Label Encoder + Select Columns By Type Transformer + Label
↳ Encoder + Drop Columns Transformer + DateTime Featurizer + Imputer + Standard Scaler +
↳ Select Columns Transformer + Select Columns Transformer + Label Encoder + Imputer +
↳ One Hot Encoder + Standard Scaler + Oversampler:
    Starting cross validation
    Finished cross validation - mean F1: 0.395
XGBoost Classifier w/ Label Encoder + Select Columns By Type Transformer + Label Encoder
↳ + Drop Columns Transformer + DateTime Featurizer + Imputer + Select Columns
↳ Transformer + Select Columns Transformer + Label Encoder + Imputer + One Hot Encoder +
↳ Oversampler:
    Starting cross validation
    Finished cross validation - mean F1: 0.690
Logistic Regression Classifier w/ Label Encoder + Select Columns By Type Transformer +
↳ Label Encoder + Drop Columns Transformer + DateTime Featurizer + Imputer + Standard
↳ Scaler + Select Columns Transformer + Select Columns Transformer + Label Encoder +
↳ Imputer + One Hot Encoder + Standard Scaler + Oversampler:
    Starting cross validation
    Finished cross validation - mean F1: 0.231

Search finished after 24.05 seconds
Best pipeline: XGBoost Classifier w/ Label Encoder + Select Columns By Type Transformer
↳ + Label Encoder + Drop Columns Transformer + DateTime Featurizer + Imputer + Select
↳ Columns Transformer + Select Columns Transformer + Label Encoder + Imputer + One Hot
↳ Encoder + Oversampler
Best pipeline F1: 0.689744

```

Data type cannot be displayed: application/vnd.plotly.v1+json, text/html

```
[6]: {1: {'Random Forest Classifier w/ Label Encoder + Drop Columns Transformer + DateTime_
↳Featurizer + Imputer + One Hot Encoder + Oversampler + RF Classifier Select From Model
↳': 4.342172861099243,
    'Total time of batch': 4.470717906951904},
    2: {'LightGBM Classifier w/ Label Encoder + Select Columns By Type Transformer + Label_
↳Encoder + Drop Columns Transformer + DateTime Featurizer + Imputer + Select Columns_
↳Transformer + Select Columns Transformer + Label Encoder + Imputer + One Hot Encoder +_
↳Oversampler': 2.984833240509033,
    'Extra Trees Classifier w/ Label Encoder + Select Columns By Type Transformer + Label_
↳Encoder + Drop Columns Transformer + DateTime Featurizer + Imputer + Select Columns_
↳Transformer + Select Columns Transformer + Label Encoder + Imputer + One Hot Encoder +_
↳Oversampler': 3.6559627056121826,
    'Elastic Net Classifier w/ Label Encoder + Select Columns By Type Transformer + Label_
↳Encoder + Drop Columns Transformer + DateTime Featurizer + Imputer + Standard Scaler +_
↳Select Columns Transformer + Select Columns Transformer + Label Encoder + Imputer +_
↳One Hot Encoder + Standard Scaler + Oversampler': 3.7919623851776123,
    'XGBoost Classifier w/ Label Encoder + Select Columns By Type Transformer + Label_
↳Encoder + Drop Columns Transformer + DateTime Featurizer + Imputer + Select Columns_
↳Transformer + Select Columns Transformer + Label Encoder + Imputer + One Hot Encoder +_
↳Oversampler': 2.8199100494384766,
    'Logistic Regression Classifier w/ Label Encoder + Select Columns By Type Transformer_
↳+ Label Encoder + Drop Columns Transformer + DateTime Featurizer + Imputer + Standard_
↳Scaler + Select Columns Transformer + Select Columns Transformer + Label Encoder +_
↳Imputer + One Hot Encoder + Standard Scaler + Oversampler': 4.777111768722534,
    'Total time of batch': 18.83435821533203}}
```

If you would like to suppress stdout output, set `verbose=False`. This is also the default behavior for `AutoMLSearch` if `verbose` is not specified.

Also, if you would like to see the interactive plot update dynamically over time as the search progresses, either remove the parameter or set `interactive_plot=True`. This is the default setting for `search()` if `interactive_plot` is not specified (it is set to `False` here due to documentation workaround).

```
[7]: automl = AutoMLSearch(
    X_train=X_train,
    y_train=y_train,
    problem_type="binary",
    objective="f1",
    max_batches=2,
    verbose=False,
)
automl.search()

[LightGBM] [Info] Number of positive: 23, number of negative: 94
[LightGBM] [Warning] Auto-choosing col-wise multi-threading, the overhead of testing was_
↳0.000048 seconds.
You can set `force_col_wise=true` to remove the overhead.
[LightGBM] [Info] Total Bins 217
[LightGBM] [Info] Number of data points in the train set: 117, number of used features:_
↳11
[LightGBM] [Info] [binary:BoostFromScore]: pavg=0.196581 -> initscore=-1.407801
[LightGBM] [Info] Start training from score -1.407801
[LightGBM] [Warning] No further splits with positive gain, best gain: -inf
[LightGBM] [Warning] No further splits with positive gain, best gain: -inf
```

(continues on next page)

(continued from previous page)

[illegible]

(continues on next page)





(continued from previous page)

[illegible]

(continues on next page)



(continued from previous page)

[illegible]

(continues on next page)

(continued from previous page)

[illegible]

(continues on next page)

[illegible]

(continues on next page)

(continued from previous page)

```
[LightGBM] [Warning] No further splits with positive gain, best gain: -inf
[LightGBM] [Warning] No further splits with positive gain, best gain: -inf

[7]: {1: {'Random Forest Classifier w/ Label Encoder + Drop Columns Transformer + DateTime_
↳Featurizer + Imputer + One Hot Encoder + Oversampler + RF Classifier Select From Model
↳': 4.313924074172974,
  'Total time of batch': 4.440504550933838},
  2: {'LightGBM Classifier w/ Label Encoder + Select Columns By Type Transformer + Label_
↳Encoder + Drop Columns Transformer + DateTime Featurizer + Imputer + Select Columns_
↳Transformer + Select Columns Transformer + Label Encoder + Imputer + One Hot Encoder +_
↳Oversampler': 2.807326555252075,
  'Extra Trees Classifier w/ Label Encoder + Select Columns By Type Transformer + Label_
↳Encoder + Drop Columns Transformer + DateTime Featurizer + Imputer + Select Columns_
↳Transformer + Select Columns Transformer + Label Encoder + Imputer + One Hot Encoder +_
↳Oversampler': 3.8048582077026367,
  'Elastic Net Classifier w/ Label Encoder + Select Columns By Type Transformer + Label_
↳Encoder + Drop Columns Transformer + DateTime Featurizer + Imputer + Standard Scaler +_
↳Select Columns Transformer + Select Columns Transformer + Label Encoder + Imputer +_
↳One Hot Encoder + Standard Scaler + Oversampler': 3.632128953933716,
  'XGBoost Classifier w/ Label Encoder + Select Columns By Type Transformer + Label_
↳Encoder + Drop Columns Transformer + DateTime Featurizer + Imputer + Select Columns_
↳Transformer + Select Columns Transformer + Label Encoder + Imputer + One Hot Encoder +_
↳Oversampler': 2.9360404014587402,
  'Logistic Regression Classifier w/ Label Encoder + Select Columns By Type Transformer_
↳+ Label Encoder + Drop Columns Transformer + DateTime Featurizer + Imputer + Standard_
↳Scaler + Select Columns Transformer + Select Columns Transformer + Label Encoder +_
↳Imputer + One Hot Encoder + Standard Scaler + Oversampler': 3.3569986820220947,
  'Total time of batch': 17.334080934524536}}
```

We also provide a standalone search [method](#) which does all of the above in a single line, and returns the `AutoMLSearch` instance and data check results. If there were data check errors, AutoML will not be run and no `AutoMLSearch` instance will be returned.

After the search is finished we can view all of the pipelines searched, ranked by score. Internally, EvalML performs cross validation to score the pipelines. If it notices a high variance across cross validation folds, it will warn you. EvalML also provides additional [data checks](#) to analyze your data to assist you in producing the best performing pipeline.

```
[8]: automl.rankings
```

```
[8]:   id                pipeline_name  search_order  \
0    5  XGBoost Classifier w/ Label Encoder + Select C...      5
1    1  Random Forest Classifier w/ Label Encoder + Dr...      1
2    2  LightGBM Classifier w/ Label Encoder + Select ...      2
3    4  Elastic Net Classifier w/ Label Encoder + Sele...      4
4    3  Extra Trees Classifier w/ Label Encoder + Sele...      3
5    6  Logistic Regression Classifier w/ Label Encode...      6
6    0      Mode Baseline Binary Classification Pipeline      0

   ranking_score  mean_cv_score  standard_deviation_cv_score  \
0      0.689744      0.689744      0.165041
1      0.663337      0.663337      0.263244
2      0.588889      0.588889      0.083887
3      0.395153      0.395153      0.183837
4      0.376068      0.376068      0.074019
```

(continues on next page)

(continued from previous page)

```

5      0.231260      0.231260      0.035912
6      0.000000      0.000000      0.000000

    percent_better_than_baseline  high_variance_cv  \
0                                68.974359        False
1                                66.333666        False
2                                58.888889        False
3                                39.515251        False
4                                37.606838        False
5                                23.125997        False
6                                0.000000        False

                                parameters
0  {'Label Encoder': {'positive_label': None}, 'N...
1  {'Label Encoder': {'positive_label': None}, 'D...
2  {'Label Encoder': {'positive_label': None}, 'N...
3  {'Label Encoder': {'positive_label': None}, 'N...
4  {'Label Encoder': {'positive_label': None}, 'N...
5  {'Label Encoder': {'positive_label': None}, 'N...
6  {'Label Encoder': {'positive_label': None}, 'B...

```

If we are interested in see more details about the pipeline, we can view a summary description using the id from the rankings table:

```
[9]: automl.describe_pipeline(3)
```

```

*****
* Extra Trees Classifier w/ Label Encoder + Select Columns By Type Transformer + Label_
↳Encoder + Drop Columns Transformer + DateTime Featurizer + Imputer + Select Columns_
↳Transformer + Select Columns Transformer + Label Encoder + Imputer + One Hot Encoder +_
↳Oversampler *
*****

Problem Type: binary
Model Family: Extra Trees

Pipeline Steps
=====
1. Label Encoder
   * positive_label : None
2. Select Columns By Type Transformer
   * column_types : ['category', 'EmailAddress', 'URL']
   * exclude : True
3. Label Encoder
   * positive_label : None
4. Drop Columns Transformer
   * columns : ['currency']
5. DateTime Featurizer
   * features_to_extract : ['year', 'month', 'day_of_week', 'hour']
   * encode_as_categories : False
   * time_index : None
6. Imputer

```

(continues on next page)

(continued from previous page)

```

    * categorical_impute_strategy : most_frequent
    * numeric_impute_strategy : mean
    * boolean_impute_strategy : most_frequent
    * categorical_fill_value : None
    * numeric_fill_value : None
    * boolean_fill_value : None
7. Select Columns Transformer
    * columns : ['card_id', 'store_id', 'amount', 'customer_present', 'lat', 'lng',
↳ 'datetime_month', 'datetime_day_of_week', 'datetime_hour', 'expiration_date_year',
↳ 'expiration_date_day_of_week']
8. Select Columns Transformer
    * columns : ['provider', 'region', 'country']
9. Label Encoder
    * positive_label : None
10. Imputer
    * categorical_impute_strategy : most_frequent
    * numeric_impute_strategy : mean
    * boolean_impute_strategy : most_frequent
    * categorical_fill_value : None
    * numeric_fill_value : None
    * boolean_fill_value : None
11. One Hot Encoder
    * top_n : 10
    * features_to_encode : None
    * categories : None
    * drop : if_binary
    * handle_unknown : ignore
    * handle_missing : error
12. Oversampler
    * sampling_ratio : 0.25
    * k_neighbors_default : 5
    * n_jobs : -1
    * sampling_ratio_dict : None
    * categorical_features : [3, 11, 12, 13, 14, 15, 16, 17, 18, 19, 20, 21, 22, 23,
↳ 24, 25, 26, 27, 28, 29, 30, 31, 32, 33, 34, 35, 36, 37, 38, 39, 40]
    * k_neighbors : 5
13. Extra Trees Classifier
    * n_estimators : 100
    * max_features : sqrt
    * max_depth : 6
    * min_samples_split : 2
    * min_weight_fraction_leaf : 0.0
    * n_jobs : -1

```

## Training

```
=====
```

Training for binary problems.

Objective to optimize binary classification pipeline thresholds for: <evalml.objectives.

↳ standard\_metrics.F1 object at 0x7f0359578760>

Total training time (including CV): 3.8 seconds

## Cross Validation

(continues on next page)

(continued from previous page)

	F1	MCC	Binary	Log Loss	Binary	Gini	AUC	Precision	Balanced Accuracy
→ Binary	Accuracy	Binary	# Training	# Validation					
0	0.462	0.421			0.342	0.394	0.697	0.600	
→ 0.671		0.896	133		67				
1	0.333	0.296			0.341	0.352	0.676	0.500	
→ 0.608		0.881	133		67				
2	0.333	0.273			0.355	0.361	0.680	0.400	
→ 0.617		0.879	134		66				
mean	0.376	0.330			0.346	0.369	0.684	0.500	
→ 0.632		0.885	-		-				
std	0.074	0.080			0.008	0.022	0.011	0.100	
→ 0.034		0.009	-		-				
coef of var	0.197	0.241			0.023	0.060	0.016	0.200	
→ 0.053		0.010	-		-				

We can also view the pipeline parameters directly:

```
[10]: pipeline = automl.get_pipeline(3)
print(pipeline.parameters)

{'Label Encoder': {'positive_label': None}, 'Numeric Pipeline - Select Columns By Type_
→ Transformer': {'column_types': ['category', 'EmailAddress', 'URL'], 'exclude': True},
→ 'Numeric Pipeline - Label Encoder': {'positive_label': None}, 'Numeric Pipeline - Drop_
→ Columns Transformer': {'columns': ['currency']}, 'Numeric Pipeline - DateTime_
→ Featurizer': {'features_to_extract': ['year', 'month', 'day_of_week', 'hour'], 'encode_
→ as_categories': False, 'time_index': None}, 'Numeric Pipeline - Imputer': {
→ 'categorical_impute_strategy': 'most_frequent', 'numeric_impute_strategy': 'mean',
→ 'boolean_impute_strategy': 'most_frequent', 'categorical_fill_value': None, 'numeric_
→ fill_value': None, 'boolean_fill_value': None}, 'Numeric Pipeline - Select Columns_
→ Transformer': {'columns': ['card_id', 'store_id', 'amount', 'customer_present', 'lat',
→ 'lng', 'datetime_month', 'datetime_day_of_week', 'datetime_hour', 'expiration_date_year
→ ', 'expiration_date_day_of_week']}, 'Categorical Pipeline - Select Columns Transformer
→ ': {'columns': ['provider', 'region', 'country']}, 'Categorical Pipeline - Label_
→ Encoder': {'positive_label': None}, 'Categorical Pipeline - Imputer': {'categorical_
→ impute_strategy': 'most_frequent', 'numeric_impute_strategy': 'mean', 'boolean_impute_
→ strategy': 'most_frequent', 'categorical_fill_value': None, 'numeric_fill_value': None,
→ 'boolean_fill_value': None}, 'Categorical Pipeline - One Hot Encoder': {'top_n': 10,
→ 'features_to_encode': None, 'categories': None, 'drop': 'if_binary', 'handle_unknown':
→ 'ignore', 'handle_missing': 'error'}, 'Oversampler': {'sampling_ratio': 0.25, 'k_
→ neighbors_default': 5, 'n_jobs': -1, 'sampling_ratio_dict': None, 'categorical_features
→ ': [3, 11, 12, 13, 14, 15, 16, 17, 18, 19, 20, 21, 22, 23, 24, 25, 26, 27, 28, 29, 30,
→ 31, 32, 33, 34, 35, 36, 37, 38, 39, 40], 'k_neighbors': 5}, 'Extra Trees Classifier': {
→ 'n_estimators': 100, 'max_features': 'sqrt', 'max_depth': 6, 'min_samples_split': 2,
→ 'min_weight_fraction_leaf': 0.0, 'n_jobs': -1}}
```

We can now select the best pipeline and score it on our holdout data:

```
[11]: pipeline = automl.best_pipeline
pipeline.score(X_holdout, y_holdout, ["f1"])

[11]: OrderedDict([('F1', 0.8)])
```

We can also visualize the structure of the components contained by the pipeline:

```
[12]: pipeline.graph()
```

```
[12]:
```



## TUTORIALS

Below are examples of how to apply EvalML to a variety of problems:

### 3.1 Building a Fraud Prediction Model with EvalML

In this demo, we will build an optimized fraud prediction model using EvalML. To optimize the pipeline, we will set up an objective function to minimize the percentage of total transaction value lost to fraud. At the end of this demo, we also show you how introducing the right objective during the training results in a much better than using a generic machine learning metric like AUC.

```
[1]: import evalml
      from evalml import AutoMLSearch
      from evalml.objectives import FraudCost
```

#### 3.1.1 Configure “Cost of Fraud”

To optimize the pipelines toward the specific business needs of this model, we can set our own assumptions for the cost of fraud. These parameters are

- `retry_percentage` - what percentage of customers will retry a transaction if it is declined?
- `interchange_fee` - how much of each successful transaction do you collect?
- `fraud_payout_percentage` - the percentage of fraud will you be unable to collect
- `amount_col` - the column in the data the represents the transaction amount

Using these parameters, EvalML determines attempt to build a pipeline that will minimize the financial loss due to fraud.

```
[2]: fraud_objective = FraudCost(
      retry_percentage=0.5,
      interchange_fee=0.02,
      fraud_payout_percentage=0.75,
      amount_col="amount",
      )
```

### 3.1.2 Search for best pipeline

In order to validate the results of the pipeline creation and optimization process, we will save some of our data as the holdout set.

```
[3]: X, y = evalml.demos.load_fraud(n_rows=5000)
```

```

                Number of Features
Boolean                      1
Categorical                   6
Numeric                       5

Number of training examples: 5000
Targets
False    86.20%
True     13.80%
Name: count, dtype: object

```

EvalML natively supports one-hot encoding. Here we keep 1 out of the 6 categorical columns to decrease computation time.

```
[4]: cols_to_drop = ["datetime", "expiration_date", "country", "region", "provider"]
    for col in cols_to_drop:
        X.ww.pop(col)
```

```

X_train, X_holdout, y_train, y_holdout = evalml.preprocessing.split_data(
    X, y, problem_type="binary", test_size=0.2, random_seed=0
)

```

```
X.ww
```

```
[4]:
```

	Physical Type	Logical Type	Semantic Tag(s)
Column			
card_id	int64	Integer	['numeric']
store_id	int64	Integer	['numeric']
amount	int64	Integer	['numeric']
currency	category	Categorical	['category']
customer_present	bool	Boolean	[]
lat	float64	Double	['numeric']
lng	float64	Double	['numeric']

Because the fraud labels are binary, we will use `AutoMLSearch(X_train=X_train, y_train=y_train, problem_type='binary')`. When we call `.search()`, the search for the best pipeline will begin.

```
[5]: automl = AutoMLSearch(
    X_train=X_train,
    y_train=y_train,
    problem_type="binary",
    objective=fraud_objective,
    additional_objectives=["auc", "f1", "precision"],
    allowed_model_families=["random_forest", "linear_model"],
    max_batches=1,
    optimize_thresholds=True,
    verbose=True,
)
```

(continues on next page)

(continued from previous page)

```
automl.search(interactive_plot=False)
```

AutoMLSearch will use mean CV score to rank pipelines.

```
*****
* Beginning pipeline search *
*****
```

Optimizing for Fraud Cost.  
Lower score is better.

Using SequentialEngine to train and score pipelines.  
Searching up to 1 batches for a total of None pipelines.  
Allowed model families:

Evaluating Baseline Pipeline: Mode Baseline Binary Classification Pipeline  
Mode Baseline Binary Classification Pipeline:  
    Starting cross validation  
    Finished cross validation - mean Fraud Cost: 0.790

```
*****
* Evaluating Batch Number 1 *
*****
```

Random Forest Classifier w/ Label Encoder + Imputer + One Hot Encoder + Oversampler + RF  
    Classifier Select From Model:  
        Starting cross validation  
        Finished cross validation - mean Fraud Cost: 0.009

Search finished after 5.68 seconds  
Best pipeline: Random Forest Classifier w/ Label Encoder + Imputer + One Hot Encoder +  
    Oversampler + RF Classifier Select From Model  
Best pipeline Fraud Cost: 0.008649

Data type cannot be displayed: application/vnd.plotly.v1+json, text/html

```
[5]: {1: {'Random Forest Classifier w/ Label Encoder + Imputer + One Hot Encoder +  
    Oversampler + RF Classifier Select From Model': 4.5393757820129395,  
    'Total time of batch': 4.66703987121582}}
```

## View rankings and select pipelines

Once the fitting process is done, we can see all of the pipelines that were searched, ranked by their score on the fraud detection objective we defined.

```
[6]: automl.rankings
[6]:   id                pipeline_name  search_order  \
0    1  Random Forest Classifier w/ Label Encoder + Im...    1
1    0      Mode Baseline Binary Classification Pipeline    0

   ranking_score  mean_cv_score  standard_deviation_cv_score  \
0         0.008649         0.008649             0.000789
1         0.789648         0.789648             0.001136

   percent_better_than_baseline  high_variance_cv  \
0                        78.099995             False
1                        0.000000             False

                                parameters
0  {'Label Encoder': {'positive_label': None}, 'I...
1  {'Label Encoder': {'positive_label': None}, 'B...
```

To select the best pipeline we can call `automl.best_pipeline`.

```
[7]: best_pipeline = automl.best_pipeline
```

## Describe pipelines

We can get more details about any pipeline created during the search process, including how it performed on other objective functions, by calling the `describe_pipeline` method and passing the id of the pipeline of interest.

```
[8]: automl.describe_pipeline(automl.rankings.iloc[1]["id"])

*****
* Mode Baseline Binary Classification Pipeline *
*****

Problem Type: binary
Model Family: Baseline

Pipeline Steps
=====
1. Label Encoder
    * positive_label : None
2. Baseline Classifier
    * strategy : mode

Training
=====
Training for binary problems.
Objective to optimize binary classification pipeline thresholds for: <evalml.objectives.
↪ fraud_cost.FraudCost object at 0x7f251fa062e0>
```

(continues on next page)

(continued from previous page)

Total training time (including CV): 0.8 seconds

#### Cross Validation

-----

	Fraud Cost	AUC	F1	Precision	# Training	# Validation
0	0.791	0.500	0.000	0.000	2,666	1,334
1	0.789	0.500	0.000	0.000	2,667	1,333
2	0.789	0.500	0.000	0.000	2,667	1,333
mean	0.790	0.500	0.000	0.000	-	-
std	0.001	0.000	0.000	0.000	-	-
coef of var	0.001	0.000	inf	inf	-	-

### 3.1.3 Evaluate on holdout data

Finally, since the best pipeline is already trained, we evaluate it on the holdout data.

Now, we can score the pipeline on the holdout data using both our fraud cost objective and the AUC (Area under the ROC Curve) objective.

```
[9]: best_pipeline.score(X_holdout, y_holdout, objectives=["auc", fraud_objective])
```

```
[9]: OrderedDict([('AUC', 0.8673290964726453),
                  ('Fraud Cost', 0.008257252890414273)])
```

### 3.1.4 Why optimize for a problem-specific objective?

To demonstrate the importance of optimizing for the right objective, let's search for another pipeline using AUC, a common machine learning metric. After that, we will score the holdout data using the fraud cost objective to see how the best pipelines compare.

```
[10]: automl_auc = AutoMLSearch(
        X_train=X_train,
        y_train=y_train,
        problem_type="binary",
        objective="auc",
        additional_objectives=["f1", "precision"],
        max_batches=1,
        allowed_model_families=["random_forest", "linear_model"],
        optimize_thresholds=True,
        verbose=True,
    )
```

```
automl_auc.search(interactive_plot=False)
```

AutoMLSearch will use mean CV score to rank pipelines.

```
*****
* Beginning pipeline search *
*****
```

Optimizing for AUC.

(continues on next page)

(continued from previous page)

Greater score is better.

Using SequentialEngine to train and score pipelines.  
 Searching up to 1 batches for a total of None pipelines.  
 Allowed model families:

Evaluating Baseline Pipeline: Mode Baseline Binary Classification Pipeline

Mode Baseline Binary Classification Pipeline:

Starting cross validation

Finished cross validation - mean AUC: 0.500

\*\*\*\*\*

\* Evaluating Batch Number 1 \*

\*\*\*\*\*

Random Forest Classifier w/ Label Encoder + Imputer + One Hot Encoder + Oversampler + RF

Classifier Select From Model:

Starting cross validation

Finished cross validation - mean AUC: 0.852

Search finished after 4.71 seconds

Best pipeline: Random Forest Classifier w/ Label Encoder + Imputer + One Hot Encoder +

Oversampler + RF Classifier Select From Model

Best pipeline AUC: 0.852091

Data type cannot be displayed: application/vnd.plotly.v1+json, text/html

```
[10]: {1: {'Random Forest Classifier w/ Label Encoder + Imputer + One Hot Encoder +
      ↪Oversampler + RF Classifier Select From Model': 4.047730445861816,
      'Total time of batch': 4.178719758987427}}
```

Like before, we can look at the rankings of all of the pipelines searched and pick the best pipeline.

```
[11]: automl_auc.rankings
```

```
[11]:   id                pipeline_name  search_order  \
0    1  Random Forest Classifier w/ Label Encoder + Im...      1
1    0      Mode Baseline Binary Classification Pipeline      0

   ranking_score  mean_cv_score  standard_deviation_cv_score  \
0           0.852091         0.852091                0.004235
1           0.500000         0.500000                0.000000

   percent_better_than_baseline  high_variance_cv  \
0                        35.20905                False
1                        0.00000                False

                                parameters
0  {'Label Encoder': {'positive_label': None}, 'I...
1  {'Label Encoder': {'positive_label': None}, 'B...
```

```
[12]: best_pipeline_auc = automl_auc.best_pipeline

[13]: # get the fraud score on holdout data
best_pipeline_auc.score(X_holdout, y_holdout, objectives=["auc", fraud_objective])

[13]: OrderedDict([('AUC', 0.8673290964726453),
                  ('Fraud Cost', 0.025729330840169453)])

[14]: # fraud score on fraud optimized again
best_pipeline.score(X_holdout, y_holdout, objectives=["auc", fraud_objective])

[14]: OrderedDict([('AUC', 0.8673290964726453),
                  ('Fraud Cost', 0.008257252890414273)])
```

When we optimize for AUC, we can see that the AUC score from this pipeline performs better compared to the AUC score from the pipeline optimized for fraud cost; however, the losses due to fraud are a much larger percentage of the total transaction amount when optimized for AUC and much smaller when optimized for fraud cost. As a result, we lose a noticeable percentage of the total transaction amount by not optimizing for fraud cost specifically.

Optimizing for AUC does not take into account the user-specified `retry_percentage`, `interchange_fee`, `fraud_payout_percentage` values, which could explain the decrease in fraud performance. Thus, the best pipelines may produce the highest AUC but may not actually reduce the amount loss due to your specific type fraud.

This example highlights how performance in the real world can diverge greatly from machine learning metrics.

## 3.2 Building a Lead Scoring Model with EvalML

In this demo, we will build an optimized lead scoring model using EvalML. To optimize the pipeline, we will set up an objective function to maximize the revenue generated with true positives while taking into account the cost of false positives. At the end of this demo, we also show you how introducing the right objective during the training is significantly better than using a generic machine learning metric like AUC.

```
[1]: import evalml
from evalml import AutoMLSearch
from evalml.objectives import LeadScoring
```

### 3.2.1 Configure LeadScoring

To optimize the pipelines toward the specific business needs of this model, you can set your own assumptions for how much value is gained through true positives and the cost associated with false positives. These parameters are

- `true_positive` - dollar amount to be gained with a successful lead
- `false_positive` - dollar amount to be lost with an unsuccessful lead

Using these parameters, EvalML builds a pipeline that will maximize the amount of revenue per lead generated.

```
[2]: lead_scoring_objective = LeadScoring(true_positives=100, false_positives=-5)
```

### 3.2.2 Dataset

We will be utilizing a dataset detailing a customer's job, country, state, zip, online action, the dollar amount of that action and whether they were a successful lead.

```
[3]: from urllib.request import urlopen
import pandas as pd
import woodwork as ww

customers_data = urlopen(
    "https://featurelabs-static.s3.amazonaws.com/lead_scoring_ml_apps/customers.csv"
)
interactions_data = urlopen(
    "https://featurelabs-static.s3.amazonaws.com/lead_scoring_ml_apps/interactions.csv"
)
leads_data = urlopen(
    "https://featurelabs-static.s3.amazonaws.com/lead_scoring_ml_apps/previous_leads.csv"
)
customers = pd.read_csv(customers_data)
interactions = pd.read_csv(interactions_data)
leads = pd.read_csv(leads_data)

X = customers.merge(interactions, on="customer_id").merge(leads, on="customer_id")
y = X["label"]
X = X.drop(
    [
        "customer_id",
        "date_registered",
        "birthday",
        "phone",
        "email",
        "owner",
        "company",
        "id",
        "time_x",
        "session",
        "referrer",
        "time_y",
        "label",
        "country",
    ],
    axis=1,
)
display(X.head())
```

	job	state	zip	action	amount
0	Engineer, mining	NY	60091.0	page_view	NaN
1	Psychologist, forensic	CA	NaN	purchase	135.23
2	Psychologist, forensic	CA	NaN	page_view	NaN
3	Air cabin crew	NaN	60091.0	download	NaN
4	Air cabin crew	NaN	60091.0	page_view	NaN

We will convert our data into Woodwork data structures. Doing so enables us to have more control over the types passed to and inferred by AutoML.



```
[4]: X.ww.init(semantic_tags={"job": "category"}, logical_types={"job": "Categorical"})
      y = ww.init_series(y)
      X.ww
```

```
[4]:
```

	Physical Type	Logical Type	Semantic Tag(s)
Column			
job	category	Categorical	['category']
state	category	Categorical	['category']
zip	Int64	IntegerNullable	['numeric']
action	category	Categorical	['category']
amount	float64	Double	['numeric']

### 3.2.3 Search for the best pipeline

In order to validate the results of the pipeline creation and optimization process, we will save some of our data as a holdout set.

EvalML natively supports one-hot encoding and imputation so the above NaN and categorical values will be taken care of.

```
[5]: X_train, X_holdout, y_train, y_holdout = evalml.preprocessing.split_data(
      X, y, problem_type="binary", test_size=0.2, random_seed=0
    )

X.ww
```

```
[5]:
```

	Physical Type	Logical Type	Semantic Tag(s)
Column			
job	category	Categorical	['category']
state	category	Categorical	['category']
zip	Int64	IntegerNullable	['numeric']
action	category	Categorical	['category']
amount	float64	Double	['numeric']

Because the lead scoring labels are binary, we will use set the problem type to “binary”. When we call `.search()`, the search for the best pipeline will begin.

```
[6]: automl = AutoMLSearch(
      X_train=X_train,
      y_train=y_train,
      problem_type="binary",
      objective=lead_scoring_objective,
      additional_objectives=["auc"],
      allowed_model_families=["extra_trees", "linear_model"],
      max_batches=2,
      verbose=True,
    )

automl.search(interactive_plot=False)

AutoMLSearch will use mean CV score to rank pipelines.

*****
* Beginning pipeline search *
```

(continues on next page)

(continued from previous page)

```

*****

Optimizing for Lead Scoring.
Greater score is better.

Using SequentialEngine to train and score pipelines.
Searching up to 2 batches for a total of None pipelines.
Allowed model families:

Evaluating Baseline Pipeline: Mode Baseline Binary Classification Pipeline
Mode Baseline Binary Classification Pipeline:
    Starting cross validation
    Finished cross validation - mean Lead Scoring: 0.000

*****
* Evaluating Batch Number 1 *
*****

Random Forest Classifier w/ Label Encoder + Imputer + One Hot Encoder + Oversampler + RF
↳Classifier Select From Model:
    Starting cross validation
    Finished cross validation - mean Lead Scoring: 1.360

*****
* Evaluating Batch Number 2 *
*****

Extra Trees Classifier w/ Label Encoder + Select Columns By Type Transformer + Label
↳Encoder + Imputer + Select Columns Transformer + Select Columns Transformer + Label
↳Encoder + Imputer + One Hot Encoder + Oversampler:
    Starting cross validation
    Finished cross validation - mean Lead Scoring: 1.213
Elastic Net Classifier w/ Label Encoder + Select Columns By Type Transformer + Label
↳Encoder + Imputer + Standard Scaler + Select Columns Transformer + Select Columns
↳Transformer + Label Encoder + Imputer + One Hot Encoder + Standard Scaler +
↳Oversampler:
    Starting cross validation
    Finished cross validation - mean Lead Scoring: 1.235
Logistic Regression Classifier w/ Label Encoder + Select Columns By Type Transformer +
↳Label Encoder + Imputer + Standard Scaler + Select Columns Transformer + Select
↳Columns Transformer + Label Encoder + Imputer + One Hot Encoder + Standard Scaler +
↳Oversampler:
    Starting cross validation
    Finished cross validation - mean Lead Scoring: 1.214

Search finished after 17.94 seconds
Best pipeline: Random Forest Classifier w/ Label Encoder + Imputer + One Hot Encoder +
↳Oversampler + RF Classifier Select From Model
Best pipeline Lead Scoring: 1.360457

```

(continued from previous page)

Data type cannot be displayed: application/vnd.plotly.v1+json, text/html

```
[6]: {1: {'Random Forest Classifier w/ Label Encoder + Imputer + One Hot Encoder +
↳Oversampler + RF Classifier Select From Model': 4.518665313720703,
  'Total time of batch': 4.648906469345093},
  2: {'Extra Trees Classifier w/ Label Encoder + Select Columns By Type Transformer +
↳Label Encoder + Imputer + Select Columns Transformer + Select Columns Transformer +
↳Label Encoder + Imputer + One Hot Encoder + Oversampler': 3.522097587585449,
  'Elastic Net Classifier w/ Label Encoder + Select Columns By Type Transformer + Label
↳Encoder + Imputer + Standard Scaler + Select Columns Transformer + Select Columns
↳Transformer + Label Encoder + Imputer + One Hot Encoder + Standard Scaler + Oversampler
↳': 3.492583990097046,
  'Logistic Regression Classifier w/ Label Encoder + Select Columns By Type Transformer
↳+ Label Encoder + Imputer + Standard Scaler + Select Columns Transformer + Select
↳Columns Transformer + Label Encoder + Imputer + One Hot Encoder + Standard Scaler +
↳Oversampler': 5.040833950042725,
  'Total time of batch': 12.540929317474365}}
```

### View rankings and select pipeline

Once the fitting process is done, we can see all of the pipelines that were searched, ranked by their score on the lead scoring objective we defined.

```
[7]: automl.rankings
```

```
[7]:   id                pipeline_name  search_order  \
0    1  Random Forest Classifier w/ Label Encoder + Im...      1
1    3  Elastic Net Classifier w/ Label Encoder + Sele...      3
2    4  Logistic Regression Classifier w/ Label Encode...      4
3    2  Extra Trees Classifier w/ Label Encoder + Sele...      2
4    0      Mode Baseline Binary Classification Pipeline      0

   ranking_score  mean_cv_score  standard_deviation_cv_score  \
0         1.360457         1.360457              0.590666
1         1.234589         1.234589              0.430687
2         1.214160         1.214160              0.395051
3         1.213167         1.213167              0.709773
4          0.000000          0.000000              0.000000

   percent_better_than_baseline  high_variance_cv  \
0                             inf                False
1                             inf                False
2                             inf                False
3                             inf                False
4                             0.0                False

                                parameters
0  {'Label Encoder': {'positive_label': None}, 'I...
1  {'Label Encoder': {'positive_label': None}, 'N...
2  {'Label Encoder': {'positive_label': None}, 'N...
3  {'Label Encoder': {'positive_label': None}, 'N...
```

(continues on next page)

(continued from previous page)

```
4 {'Label Encoder': {'positive_label': None}, 'B...
```

To select the best pipeline we can call `automl.best_pipeline`.

```
[8]: best_pipeline = automl.best_pipeline
```

## Describe pipeline

You can get more details about any pipeline, including how it performed on other objective functions by calling `.describe_pipeline()` and specifying the id of the pipeline.

```
[9]: automl.describe_pipeline(automl.rankings.iloc[0]["id"])
```

```
*****
* Random Forest Classifier w/ Label Encoder + Imputer + One Hot Encoder + Oversampler +
↳ RF Classifier Select From Model *
*****

Problem Type: binary
Model Family: Random Forest

Pipeline Steps
=====
1. Label Encoder
    * positive_label : None
2. Imputer
    * categorical_impute_strategy : most_frequent
    * numeric_impute_strategy : mean
    * boolean_impute_strategy : most_frequent
    * categorical_fill_value : None
    * numeric_fill_value : None
    * boolean_fill_value : None
3. One Hot Encoder
    * top_n : 10
    * features_to_encode : None
    * categories : None
    * drop : if_binary
    * handle_unknown : ignore
    * handle_missing : error
4. Oversampler
    * sampling_ratio : 0.25
    * k_neighbors_default : 5
    * n_jobs : -1
    * sampling_ratio_dict : None
    * categorical_features : [2, 3, 4, 5, 6, 7, 8, 9, 10, 11, 12, 13, 14, 15, 16,
↳ 17, 18, 19, 20]
    * k_neighbors : 5
5. RF Classifier Select From Model
    * number_features : None
    * n_estimators : 10
    * max_depth : None
```

(continues on next page)

(continued from previous page)

```

    * percent_features : 0.5
    * threshold : median
    * n_jobs : -1
6. Random Forest Classifier
    * n_estimators : 100
    * max_depth : 6
    * n_jobs : -1

Training
=====
Training for binary problems.
Objective to optimize binary classification pipeline thresholds for: <evalml.objectives.
↳ lead_scoring.LeadScoring object at 0x7ff60eb55580>
Total training time (including CV): 4.5 seconds

Cross Validation
-----

```

	Lead Scoring	AUC	# Training	# Validation
0	2.032	0.700	3,099	1,550
1	0.923	0.593	3,099	1,550
2	1.127	0.643	3,100	1,549
mean	1.360	0.646	-	-
std	0.591	0.053	-	-
coef of var	0.434	0.083	-	-

### 3.2.4 Evaluate on hold out

Finally, since the best pipeline was trained on all of the training data, we evaluate it on the holdout dataset.

```

[10]: best_pipeline_score = best_pipeline.score(
      X_holdout, y_holdout, objectives=["auc", lead_scoring_objective]
    )
      best_pipeline_score

[10]: OrderedDict([('AUC', 0.6425506195225144),
                  ('Lead Scoring', 1.5219260533104042)])

```

### 3.2.5 Why optimize for a problem-specific objective?

To demonstrate the importance of optimizing for the right objective, let's search for another pipeline using AUC, a common machine learning metric. After that, we will score the holdout data using the lead scoring objective to see how the best pipelines compare.

```

[11]: automl_auc = evalml.AutoMLSearch(
      X_train=X_train,
      y_train=y_train,
      problem_type="binary",
      objective="auc",
      additional_objectives=[lead_scoring_objective],
      allowed_model_families=["extra_trees", "linear_model"],

```

(continues on next page)

(continued from previous page)

```

    max_batches=2,
    verbose=True,
)

automl_auc.search(interactive_plot=False)

```

AutoMLSearch will use mean CV score to rank pipelines.

```

*****
* Beginning pipeline search *
*****

```

Optimizing for AUC.  
Greater score is better.

Using SequentialEngine to train and score pipelines.  
Searching up to 2 batches for a total of None pipelines.  
Allowed model families:

Evaluating Baseline Pipeline: Mode Baseline Binary Classification Pipeline  
Mode Baseline Binary Classification Pipeline:  
    Starting cross validation  
    Finished cross validation - mean AUC: 0.500

```

*****
* Evaluating Batch Number 1 *
*****

```

Random Forest Classifier w/ Label Encoder + Imputer + One Hot Encoder + Oversampler + RF  
    Classifier Select From Model:  
        Starting cross validation  
        Finished cross validation - mean AUC: 0.646

```

*****
* Evaluating Batch Number 2 *
*****

```

Extra Trees Classifier w/ Label Encoder + Select Columns By Type Transformer + Label  
    Encoder + Imputer + Select Columns Transformer + Select Columns Transformer + Label  
    Encoder + Imputer + One Hot Encoder + Oversampler:  
        Starting cross validation  
        Finished cross validation - mean AUC: 0.653

Elastic Net Classifier w/ Label Encoder + Select Columns By Type Transformer + Label  
    Encoder + Imputer + Standard Scaler + Select Columns Transformer + Select Columns  
    Transformer + Label Encoder + Imputer + One Hot Encoder + Standard Scaler +  
    Oversampler:  
        Starting cross validation  
        Finished cross validation - mean AUC: 0.645

Logistic Regression Classifier w/ Label Encoder + Select Columns By Type Transformer +  
    Label Encoder + Imputer + Standard Scaler + Select Columns Transformer + Select  
    Columns Transformer + Label Encoder + Imputer + One Hot Encoder + Standard Scaler +  
    Oversampler:

(continues on next page)

(continued from previous page)

Starting cross validation  
 Finished cross validation - mean AUC: 0.647

Search finished after 19.92 seconds

Best pipeline: Extra Trees Classifier w/ Label Encoder + Select Columns By Type

→ Transformer + Label Encoder + Imputer + Select Columns Transformer + Select Columns

→ Transformer + Label Encoder + Imputer + One Hot Encoder + Oversampler

Best pipeline AUC: 0.653133

Data type cannot be displayed: application/vnd.plotly.v1+json, text/html

```
[11]: {1: {'Random Forest Classifier w/ Label Encoder + Imputer + One Hot Encoder +  

  → Oversampler + RF Classifier Select From Model': 5.427396297454834,  

  'Total time of batch': 5.558347940444946},  

  2: {'Extra Trees Classifier w/ Label Encoder + Select Columns By Type Transformer +  

  → Label Encoder + Imputer + Select Columns Transformer + Select Columns Transformer +  

  → Label Encoder + Imputer + One Hot Encoder + Oversampler': 4.770611524581909,  

  'Elastic Net Classifier w/ Label Encoder + Select Columns By Type Transformer + Label  

  → Encoder + Imputer + Standard Scaler + Select Columns Transformer + Select Columns  

  → Transformer + Label Encoder + Imputer + One Hot Encoder + Standard Scaler + Oversampler  

  → ': 4.384016036987305,  

  'Logistic Regression Classifier w/ Label Encoder + Select Columns By Type Transformer  

  → + Label Encoder + Imputer + Standard Scaler + Select Columns Transformer + Select  

  → Columns Transformer + Label Encoder + Imputer + One Hot Encoder + Standard Scaler +  

  → Oversampler': 4.2074244022369385,  

  'Total time of batch': 13.845171213150024}}
```

[12]: automl\_auc.rankings

```
[12]:   id                pipeline_name  search_order  \  

0    2  Extra Trees Classifier w/ Label Encoder + Sele...      2  

1    4  Logistic Regression Classifier w/ Label Encode...      4  

2    1  Random Forest Classifier w/ Label Encoder + Im...      1  

3    3  Elastic Net Classifier w/ Label Encoder + Sele...      3  

4    0      Mode Baseline Binary Classification Pipeline      0  

   ranking_score  mean_cv_score  standard_deviation_cv_score  \  

0         0.653133         0.653133             0.058096  

1         0.646823         0.646823             0.043723  

2         0.645598         0.645598             0.053493  

3         0.645471         0.645471             0.042740  

4         0.500000         0.500000             0.000000  

   percent_better_than_baseline  high_variance_cv  \  

0                15.313288             False  

1                14.682289             False  

2                14.559799             False  

3                14.547088             False  

4                 0.000000             False  

                                     parameters
```

(continues on next page)

(continued from previous page)

```

0 {'Label Encoder': {'positive_label': None}, 'N...
1 {'Label Encoder': {'positive_label': None}, 'N...
2 {'Label Encoder': {'positive_label': None}, 'I...
3 {'Label Encoder': {'positive_label': None}, 'N...
4 {'Label Encoder': {'positive_label': None}, 'B...

```

Like before, we can look at the rankings and pick the best pipeline.

```
[13]: best_pipeline_auc = automl_auc.best_pipeline
```

```

[14]: # get the AUC and lead scoring score on holdout data
best_pipeline_auc_score = best_pipeline_auc.score(
    X_holdout, y_holdout, objectives=["auc", lead_scoring_objective]
)
best_pipeline_auc_score

```

```

[14]: OrderedDict([('AUC', 0.6407071622846781),
                  ('Lead Scoring', 0.21066208082545143)])

```

```

[15]: assert best_pipeline_score["Lead Scoring"] >= best_pipeline_auc_score["Lead Scoring"]
assert best_pipeline_auc_score["Lead Scoring"] >= 0

```

When we optimize for AUC, we can see that the AUC score from this pipeline is similar to the AUC score from the pipeline optimized for lead scoring. However, the revenue per lead is much smaller per lead when optimized for AUC and was much larger when optimized for lead scoring. As a result, we would have a huge gain on the amount of revenue if we optimized for lead scoring.

This happens because optimizing for AUC does not take into account the user-specified `true_positive` (dollar amount to be gained with a successful lead) and `false_positive` (dollar amount to be lost with an unsuccessful lead) values. Thus, the best pipelines may produce the highest AUC but may not actually generate the most revenue through lead scoring.

This example highlights how performance in the real world can diverge greatly from machine learning metrics.

## 3.3 Using the Cost-Benefit Matrix Objective

The Cost-Benefit Matrix (`CostBenefitMatrix`) objective is an objective that assigns costs to each of the quadrants of a confusion matrix to quantify the cost of being correct or incorrect.

### 3.3.1 Confusion Matrix

[Confusion matrices](#) are tables that summarize the number of correct and incorrectly-classified predictions, broken down by each class. They allow us to quickly understand the performance of a classification model and where the model gets “confused” when it is making predictions. For the binary classification problem, there are four possible combinations of prediction and actual target values possible:

- true positives (correct positive assignments)
- true negatives (correct negative assignments)
- false positives (incorrect positive assignments)
- false negatives (incorrect negative assignments)



An example of how to calculate a confusion matrix can be found [here](#).

### 3.3.2 Cost-Benefit Matrix

Although the confusion matrix is an incredibly useful visual for understanding our model, each prediction that is correctly or incorrectly classified is treated equally. For example, for detecting breast cancer, the confusion matrix does not take into consideration that it could be much more costly to incorrectly classify a malignant tumor as benign than it is to incorrectly classify a benign tumor as malignant. This is where the cost-benefit matrix shines: it uses the cost of each of the four possible outcomes to weigh each outcome differently. By scoring using the cost-benefit matrix, we can measure the score of the model by a concrete unit that is more closely related to the goal of the model. In the below example, we will show how the cost-benefit matrix objective can be used, and how it can give us better real-world impact when compared to using other standard machine learning objectives.

### 3.3.3 Customer Churn Example

#### Data

In this example, we will be using a customer churn data set taken from [Kaggle](#).

This dataset includes records of over 7000 customers, and includes customer account information, demographic information, services they signed up for, and whether or not the customer “churned” or left within the last month.

The target we want to predict is whether the customer churned (“Yes”) or did not churn (“No”). In the dataset, approximately 73.5% of customers did not churn, and 26.5% did. We will refer to the customers who churned as the “positive” class and the customers who did not churn as the “negative” class.

```
[1]: from evalml.demos.churn import load_churn
from evalml.preprocessing import split_data

X, y = load_churn()
X.ww.set_types(
    {"PaymentMethod": "Categorical", "Contract": "Categorical"}
) # Update data types Woodwork did not correctly infer
X_train, X_holdout, y_train, y_holdout = split_data(
    X, y, problem_type="binary", test_size=0.3, random_seed=0
)
```

```

                Number of Features
Categorical                16
Numeric                    3

Number of training examples: 7043
Targets
No      73.46%
Yes     26.54%
Name: count, dtype: object
```

In this example, let’s say that correctly identifying customers who will churn (true positive case) will give us a net profit of \$400, because it allows us to intervene, incentivize the customer to stay, and sign a new contract. Incorrectly classifying customers who were not going to churn as customers who will churn (false positive case) will cost \$100 to represent the marketing and effort used to try to retain the user. Not identifying customers who will churn (false negative case) will cost us \$200 to represent the lost in revenue from losing a customer. Finally, correctly identifying customers who will not churn (true negative case) will not cost us anything (\$0), as nothing needs to be done for that customer.

We can represent these values in our CostBenefitMatrix objective, where a negative value represents a cost and a positive value represents a profit—note that this means that the greater the score, the more profit we will make.

```
[2]: from evalml.objectives import CostBenefitMatrix

cost_benefit_matrix = CostBenefitMatrix(
    true_positive=400, true_negative=0, false_positive=-100, false_negative=-200
)
```

## AutoML Search with Log Loss

First, let us run AutoML search to train pipelines using the default objective for binary classification (log loss).

```
[3]: from evalml import AutoMLSearch

automl = AutoMLSearch(
    X_train=X_train,
    y_train=y_train,
    problem_type="binary",
    objective="log loss binary",
    max_iterations=5,
    verbose=True,
)
automl.search(interactive_plot=False)

ll_pipeline = automl.best_pipeline
ll_pipeline.score(X_holdout, y_holdout, ["log loss binary"])
```

AutoMLSearch will use mean CV score to rank pipelines.

```
*****
* Beginning pipeline search *
*****
```

Optimizing for Log Loss Binary.  
Lower score is better.

Using SequentialEngine to train and score pipelines.  
Searching up to 5 pipelines.  
Allowed model families:

```
Evaluating Baseline Pipeline: Mode Baseline Binary Classification Pipeline
Mode Baseline Binary Classification Pipeline:
    Starting cross validation
    Finished cross validation - mean Log Loss Binary: 9.563
```

```
*****
* Evaluating Batch Number 1 *
*****
```

```
Random Forest Classifier w/ Label Encoder + Imputer + One Hot Encoder + RF Classifier
↪ Select From Model:
    Starting cross validation
```

(continues on next page)

(continued from previous page)

```

Finished cross validation - mean Log Loss Binary: 0.424

*****
* Evaluating Batch Number 2 *
*****

[LightGBM] [Info] Number of positive: 697, number of negative: 1931
[LightGBM] [Warning] Auto-choosing row-wise multi-threading, the overhead of testing was
↳0.000225 seconds.
You can set `force_row_wise=true` to remove the overhead.
And if memory is not enough, you can set `force_col_wise=true`.
[LightGBM] [Info] Total Bins 637
[LightGBM] [Info] Number of data points in the train set: 2628, number of used features:
↳30
[LightGBM] [Info] [binary:BoostFromScore]: pavg=0.265221 -> initscore=-1.019008
[LightGBM] [Info] Start training from score -1.019008
[LightGBM] [Info] Number of positive: 697, number of negative: 1932
[LightGBM] [Warning] Auto-choosing row-wise multi-threading, the overhead of testing was
↳0.000216 seconds.
You can set `force_row_wise=true` to remove the overhead.
And if memory is not enough, you can set `force_col_wise=true`.
[LightGBM] [Info] Total Bins 637
[LightGBM] [Info] Number of data points in the train set: 2629, number of used features:
↳30
[LightGBM] [Info] [binary:BoostFromScore]: pavg=0.265120 -> initscore=-1.019526
[LightGBM] [Info] Start training from score -1.019526
[LightGBM] [Info] Number of positive: 697, number of negative: 1932
[LightGBM] [Warning] Auto-choosing row-wise multi-threading, the overhead of testing was
↳0.000222 seconds.
You can set `force_row_wise=true` to remove the overhead.
And if memory is not enough, you can set `force_col_wise=true`.
[LightGBM] [Info] Total Bins 637
[LightGBM] [Info] Number of data points in the train set: 2629, number of used features:
↳30
[LightGBM] [Info] [binary:BoostFromScore]: pavg=0.265120 -> initscore=-1.019526
[LightGBM] [Info] Start training from score -1.019526
LightGBM Classifier w/ Label Encoder + Select Columns By Type Transformer + Label
↳Encoder + Imputer + Select Columns Transformer + Select Columns Transformer + Label
↳Encoder + Imputer + One Hot Encoder:
    Starting cross validation
    Finished cross validation - mean Log Loss Binary: 0.472
Extra Trees Classifier w/ Label Encoder + Select Columns By Type Transformer + Label
↳Encoder + Imputer + Select Columns Transformer + Select Columns Transformer + Label
↳Encoder + Imputer + One Hot Encoder:
    Starting cross validation
    Finished cross validation - mean Log Loss Binary: 0.431
Elastic Net Classifier w/ Label Encoder + Select Columns By Type Transformer + Label
↳Encoder + Imputer + Standard Scaler + Select Columns Transformer + Select Columns
↳Transformer + Label Encoder + Imputer + One Hot Encoder + Standard Scaler:
    Starting cross validation
    Finished cross validation - mean Log Loss Binary: 0.424

```

(continues on next page)

(continued from previous page)

```

Search finished after 14.45 seconds
Best pipeline: Random Forest Classifier w/ Label Encoder + Imputer + One Hot Encoder +
↳RF Classifier Select From Model
Best pipeline Log Loss Binary: 0.423684

```

```
Data type cannot be displayed: application/vnd.plotly.v1+json, text/html
```

```
[3]: OrderedDict([('Log Loss Binary', 0.4180258787635931)])
```

When we train our pipelines using log loss as our primary objective, we try to find pipelines that minimize log loss. However, our ultimate goal in training models is to find a model that gives us the most profit, so let's score our pipeline on the cost benefit matrix (using the costs outlined above) to determine the profit we would earn from the predictions made by this model:

```
[4]: ll_pipeline_score = ll_pipeline.score(X_holdout, y_holdout, [cost_benefit_matrix])
print(ll_pipeline_score)
```

```
OrderedDict([('Cost Benefit Matrix', 31.187884524372926)])
```

```
[5]: # Calculate total profit across all customers using pipeline optimized for Log Loss
total_profit_ll = ll_pipeline_score["Cost Benefit Matrix"] * len(X)
print(total_profit_ll)
```

```
219656.27070515853
```

## AutoML Search with Cost-Benefit Matrix

Let's try rerunning our AutoML search, but this time using the cost-benefit matrix as our primary objective to optimize.

```
[6]: automl = AutoMLSearch(
    X_train=X_train,
    y_train=y_train,
    problem_type="binary",
    objective=cost_benefit_matrix,
    max_iterations=5,
    verbose=True,
)
automl.search(interactive_plot=False)

cbm_pipeline = automl.best_pipeline
```

AutoMLSearch will use mean CV score to rank pipelines.

```

*****
* Beginning pipeline search *
*****

```

```

Optimizing for Cost Benefit Matrix.
Greater score is better.

```

```
Using SequentialEngine to train and score pipelines.
```

(continues on next page)

(continued from previous page)

Searching up to 5 pipelines.

Allowed model families:

Evaluating Baseline Pipeline: Mode Baseline Binary Classification Pipeline

Mode Baseline Binary Classification Pipeline:

Starting cross validation

Finished cross validation - mean Cost Benefit Matrix: -53.063

\*\*\*\*\*

\* Evaluating Batch Number 1 \*

\*\*\*\*\*

Random Forest Classifier w/ Label Encoder + Imputer + One Hot Encoder + RF Classifier

↳ Select From Model:

Starting cross validation

Finished cross validation - mean Cost Benefit Matrix: 56.796

\*\*\*\*\*

\* Evaluating Batch Number 2 \*

\*\*\*\*\*

[LightGBM] [Info] Number of positive: 697, number of negative: 1931

[LightGBM] [Warning] Auto-choosing row-wise multi-threading, the overhead of testing was

↳ 0.000223 seconds.

You can set `force\_row\_wise=true` to remove the overhead.

And if memory is not enough, you can set `force\_col\_wise=true`.

[LightGBM] [Info] Total Bins 637

[LightGBM] [Info] Number of data points in the train set: 2628, number of used features:

↳ 30

[LightGBM] [Info] [binary:BoostFromScore]: pavg=0.265221 -> initscore=-1.019008

[LightGBM] [Info] Start training from score -1.019008

[LightGBM] [Info] Number of positive: 697, number of negative: 1932

[LightGBM] [Warning] Auto-choosing row-wise multi-threading, the overhead of testing was

↳ 0.000212 seconds.

You can set `force\_row\_wise=true` to remove the overhead.

And if memory is not enough, you can set `force\_col\_wise=true`.

[LightGBM] [Info] Total Bins 637

[LightGBM] [Info] Number of data points in the train set: 2629, number of used features:

↳ 30

[LightGBM] [Info] [binary:BoostFromScore]: pavg=0.265120 -> initscore=-1.019526

[LightGBM] [Info] Start training from score -1.019526

[LightGBM] [Info] Number of positive: 697, number of negative: 1932

[LightGBM] [Warning] Auto-choosing row-wise multi-threading, the overhead of testing was

↳ 0.000212 seconds.

You can set `force\_row\_wise=true` to remove the overhead.

And if memory is not enough, you can set `force\_col\_wise=true`.

[LightGBM] [Info] Total Bins 637

[LightGBM] [Info] Number of data points in the train set: 2629, number of used features:

↳ 30

[LightGBM] [Info] [binary:BoostFromScore]: pavg=0.265120 -> initscore=-1.019526

[LightGBM] [Info] Start training from score -1.019526

LightGBM Classifier w/ Label Encoder + Select Columns By Type Transformer + Label

↳ Encoder + Imputer + Select Columns Transformer + Select Columns Transformer (continued on next page)

↳ Encoder + Imputer + One Hot Encoder:

(continued from previous page)

```

    Starting cross validation
    Finished cross validation - mean Cost Benefit Matrix: 52.942
Extra Trees Classifier w/ Label Encoder + Select Columns By Type Transformer + Label
↳Encoder + Imputer + Select Columns Transformer + Select Columns Transformer + Label
↳Encoder + Imputer + One Hot Encoder:
    Starting cross validation
    Finished cross validation - mean Cost Benefit Matrix: 57.892
Elastic Net Classifier w/ Label Encoder + Select Columns By Type Transformer + Label
↳Encoder + Imputer + Standard Scaler + Select Columns Transformer + Select Columns
↳Transformer + Label Encoder + Imputer + One Hot Encoder + Standard Scaler:
    Starting cross validation
    Finished cross validation - mean Cost Benefit Matrix: 58.743

Search finished after 19.37 seconds
Best pipeline: Elastic Net Classifier w/ Label Encoder + Select Columns By Type
↳Transformer + Label Encoder + Imputer + Standard Scaler + Select Columns Transformer +
↳Select Columns Transformer + Label Encoder + Imputer + One Hot Encoder + Standard
↳Scaler
Best pipeline Cost Benefit Matrix: 58.743007

```

Data type cannot be displayed: application/vnd.plotly.v1+json, text/html

Now, if we calculate the cost-benefit matrix score on our best pipeline, we see that with this pipeline optimized for our cost-benefit matrix objective, we are able to generate more profit per customer. Across our 7043 customers, we generate much more profit using this best pipeline! Custom objectives like `CostBenefitMatrix` are just one example of how using EvalML can help find pipelines that can perform better on real-world problems, rather than on arbitrary standard statistical metrics.

```
[7]: cbm_pipeline_score = cbm_pipeline.score(X_holdout, y_holdout, [cost_benefit_matrix])
print(cbm_pipeline_score)
```

```
OrderedDict([('Cost Benefit Matrix', 62.091812588736396)])
```

```
[8]: # Calculate total profit across all customers using pipeline optimized for
↳CostBenefitMatrix
total_profit_cbm = cbm_pipeline_score["Cost Benefit Matrix"] * len(X)
print(total_profit_cbm)
```

```
437312.63606247044
```

```
[9]: # Calculate difference in profit made using both pipelines
profit_diff = total_profit_cbm - total_profit_ll
print(profit_diff)
```

```
217656.3653573119
```

Finally, we can graph the confusion matrices for both pipelines to better understand why the pipeline trained using the cost-benefit matrix is able to correctly classify more samples than the pipeline trained with log loss: we were able to correctly predict more cases where the customer would have churned (true positive), allowing us to intervene and prevent those customers from leaving.

```
[10]: from evalml.model_understanding.metrics import graph_confusion_matrix
```

```
# pipeline trained with log loss
y_pred = ll_pipeline.predict(X_holdout)
graph_confusion_matrix(y_holdout, y_pred)
```

Data type cannot be displayed: application/vnd.plotly.v1+json, text/html

```
[11]: # pipeline trained with cost-benefit matrix
y_pred = cbm_pipeline.predict(X_holdout)
graph_confusion_matrix(y_holdout, y_pred)
```

Data type cannot be displayed: application/vnd.plotly.v1+json, text/html

## 3.4 Using Text Data with EvalML

In this demo, we will show you how to use EvalML to build models which use text data.

```
[1]: import evalml
from evalml import AutoMLSearch
```

### 3.4.1 Dataset

We will be utilizing a dataset of SMS text messages, some of which are categorized as spam, and others which are not ("ham"). This dataset is originally from [Kaggle](#), but modified to produce a slightly more even distribution of spam to ham.

```
[2]: from urllib.request import urlopen
import pandas as pd

input_data = urlopen(
    "https://featurelabs-static.s3.amazonaws.com/spam_text_messages_modified.csv"
)
data = pd.read_csv(input_data)[:750]

X = data.drop(["Category"], axis=1)
y = data["Category"]

display(X.head())
```

```

                                Message
0  Free entry in 2 a wkly comp to win FA Cup fina...
1  FreeMsg Hey there darling it's been 3 week's n...
2  WINNER!! As a valued network customer you have...
3  Had your mobile 11 months or more? U R entitle...
4  SIX chances to win CASH! From 100 to 20,000 po...
```

The ham vs spam distribution of the data is 3:1, so any machine learning model must get above 75% accuracy in order to perform better than a trivial baseline model which simply classifies everything as ham.

```
[3]: y.value_counts(normalize=True)
```

```
[3]: Category
spam    0.593333
ham     0.406667
Name: proportion, dtype: float64
```

In order to properly utilize Woodwork's 'Natural Language' typing, we need to pass this argument in during initialization. Otherwise, this will be treated as an 'Unknown' type and dropped in the search.

```
[4]: X.ww.init(logical_types={"Message": "NaturalLanguage"})
```

### 3.4.2 Search for best pipeline

In order to validate the results of the pipeline creation and optimization process, we will save some of our data as a holdout set.

```
[5]: X_train, X_holdout, y_train, y_holdout = evalml.preprocessing.split_data(
      X, y, problem_type="binary", test_size=0.2, random_seed=0
    )
```

EvalML uses Woodwork to automatically detect which columns are text columns, so you can run search normally, as you would if there was no text data. We can print out the logical type of the Message column and assert that it is indeed inferred as a natural language column.

```
[6]: X_train.ww
```

```
[6]:      Physical Type      Logical Type Semantic Tag(s)
Column
Message      string  NaturalLanguage      []
```

Because the spam/ham labels are binary, we will use `AutoMLSearch(X_train=X_train, y_train=y_train, problem_type='binary')`. When we call `.search()`, the search for the best pipeline will begin.

```
[7]: automl = AutoMLSearch(
      X_train=X_train,
      y_train=y_train,
      problem_type="binary",
      max_batches=1,
      optimize_thresholds=True,
      verbose=True,
    )
```

```
automl.search(interactive_plot=False)
```

AutoMLSearch will use mean CV score to rank pipelines.

```
*****
* Beginning pipeline search *
*****
```

(continues on next page)



(continued from previous page)

Optimizing for Log Loss Binary.  
Lower score is better.

Using SequentialEngine to train and score pipelines.  
Searching up to 1 batches for a total of None pipelines.

Allowed model families:

Evaluating Baseline Pipeline: Mode Baseline Binary Classification Pipeline  
Mode Baseline Binary Classification Pipeline:

Starting cross validation

Finished cross validation - mean Log Loss Binary: 14.658

\*\*\*\*\*  
\* Evaluating Batch Number 1 \*  
\*\*\*\*\*

Random Forest Classifier w/ Label Encoder + Natural Language Featurizer + Imputer + RF

↪Classifier Select From Model:

Starting cross validation

Finished cross validation - mean Log Loss Binary: 0.249

Search finished after 7.85 seconds

Best pipeline: Random Forest Classifier w/ Label Encoder + Natural Language Featurizer +

↪Imputer + RF Classifier Select From Model

Best pipeline Log Loss Binary: 0.248763

Data type cannot be displayed: application/vnd.plotly.v1+json, text/html

```
[7]: {'1': {'Random Forest Classifier w/ Label Encoder + Natural Language Featurizer + Imputer + RF Classifier Select From Model': 7.028138160705566, 'Total time of batch': 7.1551103591918945}}
```

## View rankings and select pipeline

Once the fitting process is done, we can see all of the pipelines that were searched.

```
[8]: automl.rankings
```

```
[8]:   id      pipeline_name  search_order  \
0    1  Random Forest Classifier w/ Label Encoder + Na...      1
1    0      Mode Baseline Binary Classification Pipeline      0

   ranking_score  mean_cv_score  standard_deviation_cv_score  \
0          0.248763          0.248763              0.056686
1          14.657752          14.657752              0.104049

   percent_better_than_baseline  high_variance_cv  \
0                          98.302858          False
1                          0.000000          False
```

(continues on next page)

(continued from previous page)

```

                                parameters
0  {'Label Encoder': {'positive_label': None}, 'I...
1  {'Label Encoder': {'positive_label': None}, 'B...

```

To select the best pipeline we can call `automl.best_pipeline`.

```
[9]: best_pipeline = automl.best_pipeline
```

## Describe pipeline

You can get more details about any pipeline, including how it performed on other objective functions.

```
[10]: automl.describe_pipeline(automl.rankings.iloc[0]["id"])
```

```

*****
* Random Forest Classifier w/ Label Encoder + Natural Language Featurizer + Imputer + RF_
Classifier Select From Model *
*****

Problem Type: binary
Model Family: Random Forest

Pipeline Steps
=====
1. Label Encoder
    * positive_label : None
2. Natural Language Featurizer
3. Imputer
    * categorical_impute_strategy : most_frequent
    * numeric_impute_strategy : mean
    * boolean_impute_strategy : most_frequent
    * categorical_fill_value : None
    * numeric_fill_value : None
    * boolean_fill_value : None
4. RF Classifier Select From Model
    * number_features : None
    * n_estimators : 10
    * max_depth : None
    * percent_features : 0.5
    * threshold : median
    * n_jobs : -1
5. Random Forest Classifier
    * n_estimators : 100
    * max_depth : 6
    * n_jobs : -1

Training
=====
Training for binary problems.
Total training time (including CV): 7.0 seconds

```

(continues on next page)

(continued from previous page)

## Cross Validation

	Log Loss Binary	MCC Binary	Gini	AUC	Precision	F1	Balanced Accuracy
Accuracy Binary	# Training	# Validation					
0	0.251	0.793	0.917	0.958	0.930	0.868	
→ 0.886	0.900	400		200			
1	0.191	0.844	0.964	0.982	0.934	0.904	
→ 0.917	0.925	400		200			
2	0.304	0.782	0.900	0.950	0.886	0.870	
→ 0.889	0.895	400		200			
mean	0.249	0.806	0.927	0.963	0.917	0.881	
→ 0.897	0.907	-		-			
std	0.057	0.033	0.033	0.017	0.027	0.020	
→ 0.017	0.016	-		-			
coef of var	0.228	0.041	0.036	0.017	0.029	0.023	
→ 0.019	0.018	-		-			

```
[11]: best_pipeline.graph()
```

```
[11]:
```

Notice above that there is a Natural Language Featurizer as the first step in the pipeline. AutoMLSearch uses the woodwork accessor to recognize that 'Message' is a text column, and converts this text into numerical values that can be handled by the estimator.

### 3.4.3 Evaluate on holdout

Now, we can score the pipeline on the holdout data using the ranking objectives for binary classification problems.

```
[12]: scores = best_pipeline.score(
        X_holdout, y_holdout, objectives=evalml.objectives.get_ranking_objectives("binary")
    )
print(f'Accuracy Binary: {scores["Accuracy Binary"]}')

Accuracy Binary: 0.9333333333333333
```

As you can see, this model performs relatively well on this dataset, even on unseen data.

### 3.4.4 What does the Natural Language Featurizer do?

Machine learning models cannot handle non-numeric data. Any text must be broken down into numeric features that provide useful information about that text. The Natural Natural Language Featurizer first normalizes your text by removing any punctuation and other non-alphanumeric characters and converting any capital letters to lowercase. From there, it passes the text into `featuretools' nlp_primitives` dfs search, resulting in several informative features that replace the original column in your dataset: Diversity Score, Mean Characters per Word, Polarity Score, LSA (Latent Semantic Analysis), Number of Characters, and Number of Words.

**Diversity Score** is the ratio of unique words to total words.

**Mean Characters per Word** is the average number of letters in each word.

**Polarity Score** is a prediction of how “polarized” the text is, on a scale from -1 (extremely negative) to 1 (extremely positive).

**Latent Semantic Analysis** is an abstract representation of how important each word is with respect to the entire text, reduced down into two values per text. While the other text features are each a single column, this feature adds two columns to your data, `LSA(column_name)[0]` and `LSA(column_name)[1]`.

**Number of Characters** is the number of characters in the text.

**Number of Words** is the number of words in the text.

Let's see what this looks like with our spam/ham example.

```
[13]: best_pipeline.input_feature_names
[13]: {'Label Encoder': ['Message'],
      'Natural Language Featurizer': ['Message'],
      'Imputer': ['DIVERSITY_SCORE(Message)',
                  'MEAN_CHARACTERS_PER_WORD(Message)',
                  'NUM_CHARACTERS(Message)',
                  'NUM_WORDS(Message)',
                  'POLARITY_SCORE(Message)',
                  'LSA(Message)[0]',
                  'LSA(Message)[1]'],
      'RF Classifier Select From Model': ['DIVERSITY_SCORE(Message)',
                                          'MEAN_CHARACTERS_PER_WORD(Message)',
                                          'NUM_CHARACTERS(Message)',
                                          'NUM_WORDS(Message)',
                                          'POLARITY_SCORE(Message)',
                                          'LSA(Message)[0]',
                                          'LSA(Message)[1]'],
      'Random Forest Classifier': ['DIVERSITY_SCORE(Message)',
                                   'MEAN_CHARACTERS_PER_WORD(Message)',
                                   'NUM_CHARACTERS(Message)',
                                   'LSA(Message)[0]']}
```

Here, the Natural Language Featurizer takes in a single “Message” column, but then the next component in the pipeline, the Imputer, receives five columns of input. These five columns are the result of featurizing the text-type “Message” column. Most importantly, these featurized columns are what ends up passed in to the estimator.

If the dataset had any non-text columns, those would be left alone by this process. If the dataset had more than one text column, each would be broken into these five feature columns independently.

### The features, more directly

Rather than just checking the new column names, let's examine the output of this component directly. We can see this by running the component on its own.

```
[14]: natural_language_featurizer = evalml.pipelines.components.NaturalLanguageFeaturizer()
      X_featurized = natural_language_featurizer.fit_transform(X_train)
```

Now we can compare the input data to the output from the Natural Language Featurizer:

```
[15]: X_train.head()
[15]:
```

	Message
296	Sunshine Hols. To claim ur med holiday send a ...
652	Yup ü not comin :-(
526	Hello hun how ru? Its here by the way. Im good...

(continues on next page)

(continued from previous page)

```
571 I tagged MY friends that you seemed to count a...
472 What happened to our yo date?
```

```
[16]: X_featurized.head()
```

```
[16]: DIVERSITY_SCORE(Message) MEAN_CHARACTERS_PER_WORD(Message) \
296 1.0 4.344828
652 1.0 3.000000
526 1.0 3.363636
571 0.8 4.083333
472 1.0 3.833333

NUM_CHARACTERS(Message) NUM_WORDS(Message) POLARITY_SCORE(Message) \
296 154.0 29.0 0.003
652 16.0 4.0 0.000
526 143.0 33.0 0.162
571 60.0 12.0 0.681
472 28.0 6.0 0.000

LSA(Message)[0] LSA(Message)[1]
296 0.150556 -0.072443
652 0.017340 -0.005411
526 0.169954 0.022670
571 0.144713 0.036799
472 0.109373 -0.042754
```

These numeric values now represent important information about the original text that the estimator at the end of the pipeline can successfully use to make predictions.

### 3.4.5 Why encode text this way?

To demonstrate the importance of text-specific modeling, let's train a model with the same dataset, without letting `AutoMLSearch` detect the text column. We can change this by explicitly setting the data type of the 'Message' column in Woodwork to `Categorical` using the utility method `infer_feature_types`.

```
[17]: from evalml.utils import infer_feature_types

X = infer_feature_types(X, {"Message": "Categorical"})
X_train, X_holdout, y_train, y_holdout = evalml.preprocessing.split_data(
    X, y, problem_type="binary", test_size=0.2, random_seed=0
)
```

```
[18]: automl_no_text = AutoMLSearch(
    X_train=X_train,
    y_train=y_train,
    problem_type="binary",
    max_batches=1,
    optimize_thresholds=True,
    verbose=True,
)

automl_no_text.search(interactive_plot=False)
```

AutoMLSearch will use mean CV score to rank pipelines.

```
*****
* Beginning pipeline search *
*****
```

Optimizing for Log Loss Binary.  
Lower score is better.

Using SequentialEngine to train and score pipelines.  
Searching up to 1 batches for a total of None pipelines.  
Allowed model families:

Evaluating Baseline Pipeline: Mode Baseline Binary Classification Pipeline  
Mode Baseline Binary Classification Pipeline:  
Starting cross validation  
Finished cross validation - mean Log Loss Binary: 14.658

```
*****
* Evaluating Batch Number 1 *
*****
```

Random Forest Classifier w/ Label Encoder + Natural Language Featurizer + Imputer + RF\_␣  
␣Classifier Select From Model:  
Starting cross validation  
Finished cross validation - mean Log Loss Binary: 0.249

Search finished after 5.95 seconds  
Best pipeline: Random Forest Classifier w/ Label Encoder + Natural Language Featurizer +\_␣  
␣Imputer + RF Classifier Select From Model  
Best pipeline Log Loss Binary: 0.248763

Data type cannot be displayed: application/vnd.plotly.v1+json, text/html

```
[18]: {1: {'Random Forest Classifier w/ Label Encoder + Natural Language Featurizer + Imputer_␣
␣+ RF Classifier Select From Model': 5.302805423736572,
'Total time of batch': 5.432545185089111}}
```

Like before, we can look at the rankings and pick the best pipeline.

```
[19]: automl_no_text.rankings
```

```
[19]:   id                pipeline_name  search_order  \
0   1  Random Forest Classifier w/ Label Encoder + Na...      1
1   0      Mode Baseline Binary Classification Pipeline      0

   ranking_score  mean_cv_score  standard_deviation_cv_score  \
0         0.248763         0.248763              0.056686
1        14.657752        14.657752              0.104049

   percent_better_than_baseline  high_variance_cv  \
0                        98.302858              False
```

(continues on next page)

(continued from previous page)

```

1                0.000000        False

                                parameters
0 {'Label Encoder': {'positive_label': None}, 'I...
1 {'Label Encoder': {'positive_label': None}, 'B...

```

```
[20]: best_pipeline_no_text = automl_no_text.best_pipeline
```

Here, changing the data type of the text column removed the Natural Language Featurizer from the pipeline.

```
[21]: best_pipeline_no_text.graph()
```

```
[21]:
```

```
[22]: automl_no_text.describe_pipeline(automl_no_text.rankings.iloc[0]["id"])
```

```

*****
* Random Forest Classifier w/ Label Encoder + Natural Language Featurizer + Imputer + RF_
↳Classifier Select From Model *
*****

Problem Type: binary
Model Family: Random Forest

Pipeline Steps
=====
1. Label Encoder
   * positive_label : None
2. Natural Language Featurizer
3. Imputer
   * categorical_impute_strategy : most_frequent
   * numeric_impute_strategy : mean
   * boolean_impute_strategy : most_frequent
   * categorical_fill_value : None
   * numeric_fill_value : None
   * boolean_fill_value : None
4. RF Classifier Select From Model
   * number_features : None
   * n_estimators : 10
   * max_depth : None
   * percent_features : 0.5
   * threshold : median
   * n_jobs : -1
5. Random Forest Classifier
   * n_estimators : 100
   * max_depth : 6
   * n_jobs : -1

Training
=====
Training for binary problems.
Total training time (including CV): 5.3 seconds

```

(continues on next page)

(continued from previous page)

## Cross Validation

	Log Loss Binary	MCC Binary	Gini	AUC	Precision	F1	Balanced Accuracy
Binary Accuracy	Binary # Training	Binary # Validation					
0	0.251	0.793	0.917	0.958	0.930	0.868	
→ 0.886	0.900	400		200			
1	0.191	0.844	0.964	0.982	0.934	0.904	
→ 0.917	0.925	400		200			
2	0.304	0.782	0.900	0.950	0.886	0.870	
→ 0.889	0.895	400		200			
mean	0.249	0.806	0.927	0.963	0.917	0.881	
→ 0.897	0.907	-		-			
std	0.057	0.033	0.033	0.017	0.027	0.020	
→ 0.017	0.016	-		-			
coef of var	0.228	0.041	0.036	0.017	0.029	0.023	
→ 0.019	0.018	-		-			

```
[23]: # get standard performance metrics on holdout data
scores = best_pipeline_no_text.score(
    X_holdout, y_holdout, objectives=evalml.objectives.get_ranking_objectives("binary")
)
print(f'Accuracy Binary: {scores["Accuracy Binary"]}')
```

```
Accuracy Binary: 0.9333333333333333
```

Without the Natural Language Featurizer, the 'Message' column was treated as a categorical column, and therefore the conversion of this text to numerical features happened in the One Hot Encoder. The best pipeline encoded the top 10 most frequent “categories” of these texts, meaning 10 text messages were one-hot encoded and all the others were dropped. Clearly, this removed almost all of the information from the dataset, as we can see the `best_pipeline_no_text` performs very similarly to randomly guessing “ham” in every case.



These guides include in-depth descriptions and explanations of EvalML's features.

## 4.1 Automated Machine Learning (AutoML) Search

### 4.1.1 Background

#### Machine Learning

**Machine learning** (ML) is the process of constructing a mathematical model of a system based on a sample dataset collected from that system.

One of the main goals of training an ML model is to teach the model to separate the signal present in the data from the noise inherent in system and in the data collection process. If this is done effectively, the model can then be used to make accurate predictions about the system when presented with new, similar data. Additionally, introspecting on an ML model can reveal key information about the system being modeled, such as which inputs and transformations of the inputs are most useful to the ML model for learning the signal in the data, and are therefore the most predictive.

There are a **variety** of ML problem types. Supervised learning describes the case where the collected data contains an output value to be modeled and a set of inputs with which to train the model. EvalML focuses on training supervised learning models.

EvalML supports three common supervised ML problem types. The first is regression, where the target value to model is a continuous numeric value. Next are binary and multiclass classification, where the target value to model consists of two or more discrete values or categories. The choice of which supervised ML problem type is most appropriate depends on domain expertise and on how the model will be evaluated and used.

EvalML is currently building support for supervised time series problems: time series regression, time series binary classification, and time series multiclass classification. While we've added some features to tackle these kinds of problems, our functionality is still being actively developed so please be mindful of that before using it.

#### AutoML and Search

**AutoML** is the process of automating the construction, training and evaluation of ML models. Given a data and some configuration, AutoML searches for the most effective and accurate ML model or models to fit the dataset. During the search, AutoML will explore different combinations of model type, model parameters and model architecture.

An effective AutoML solution offers several advantages over constructing and tuning ML models by hand. AutoML can assist with many of the difficult aspects of ML, such as avoiding overfitting and underfitting, imbalanced data, detecting data leakage and other potential issues with the problem setup, and automatically applying best-practice data cleaning, feature engineering, feature selection and various modeling techniques. AutoML can also leverage search algorithms to

optimally sweep the hyperparameter search space, resulting in model performance which would be difficult to achieve by manual training.

### 4.1.2 AutoML in EvalML

EvalML supports all of the above and more.

In its simplest usage, the AutoML search interface requires only the input data, the target data and a `problem_type` specifying what kind of supervised ML problem to model.

\*\* Graphing methods, like verbose `AutoMLSearch`, on Jupyter Notebook and Jupyter Lab require `ipywidgets` to be installed.

\*\* If graphing on Jupyter Lab, `jupyterlab-plotly` required. To download this, make sure you have `npm` installed.

```
[1]: import evalml
      from evalml.utils import infer_feature_types
```

```
X, y = evalml.demos.load_fraud(n_rows=650)
```

```

                Number of Features
Boolean                1
Categorical             6
Numeric                5

Number of training examples: 650
Targets
False      86.31%
True       13.69%
Name: count, dtype: object
```

To provide data to EvalML, it is recommended that you initialize a `Woodwork accessor` on your data. This allows you to easily control how EvalML will treat each of your features before training a model.

EvalML also accepts pandas input, and will run type inference on top of the input pandas data. If you'd like to change the types inferred by EvalML, you can use the `infer_feature_types` utility method, which takes pandas or numpy input and converts it to a Woodwork data structure. The `feature_types` parameter can be used to specify what types specific columns should be.

Feature types such as `Natural Language` must be specified in this way, otherwise Woodwork will infer it as `Unknown` type and drop it during the `AutoMLSearch`.

In the example below, we reformat a couple features to make them easily consumable by the model, and then specify that the provider, which would have otherwise been inferred as a column with natural language, is a categorical column.

```
[2]: X.ww["expiration_date"] = X["expiration_date"].apply(
      lambda x: "20{}-01-{}".format(x.split("/")[1], x.split("/")[0])
    )
X = infer_feature_types(
    X,
    feature_types={
        "store_id": "categorical",
        "expiration_date": "datetime",
        "lat": "categorical",
        "lng": "categorical",
        "provider": "categorical",
```

(continues on next page)

(continued from previous page)

```
    },
)
```

In order to validate the results of the pipeline creation and optimization process, we will save some of our data as a holdout set.

```
[3]: X_train, X_holdout, y_train, y_holdout = evalml.preprocessing.split_data(
      X, y, problem_type="binary", test_size=0.2
    )
```

## Data Checks

Before calling `AutoMLSearch.search`, we should run some sanity checks on our data to ensure that the input data being passed will not run into some common issues before running a potentially time-consuming search. EvalML has various data checks that makes this easy. Each data check will return a collection of warnings and errors if it detects potential issues with the input data. This allows users to inspect their data to avoid confusing errors that may arise during the search process. You can learn about each of the data checks available through our [data checks guide](#).

Here, we will run the `DefaultDataChecks` class, which contains a series of data checks that are generally useful.

```
[4]: from evalml.data_checks import DefaultDataChecks

data_checks = DefaultDataChecks("binary", "log loss binary")
data_checks.validate(X_train, y_train)
```

```
[4]: []
```

Since there were no warnings or errors returned, we can safely continue with the search process.

## Holdout Set for Pipeline Ranking

If the `holdout_set_size` parameter is set and the input dataset has more than 500 rows, `AutoMLSearch` will create a holdout set from `holdout_set_size` of the training data. Alternatively, a holdout set can be manually specified by using the `X_holdout` and `y_holdout` parameters in `AutoMLSearch()`. In this example, the holdout set created previously will be used by AutoML search.

During the AutoML search process, the mean of the objective scores of all cross validation folds (shown the “`mean_cv_score`” column in the pipeline rankings), is calculated. This score is passed to the AutoML search tuner to further optimize the hyperparameters of the next batch of pipelines.

After, the pipeline will be fitted on the entire training dataset and scored on this new holdout set. This score is represented under the “`ranking_score`” column on the pipeline rankings board and is used to rank pipeline performance.

If a dataset has less than 500 rows or `holdout_set_size=0` (which is the default setting), the “`mean_cv_score`” will be used as the `ranking_score` instead.

```
[5]: automl = evalml.automl.AutoMLSearch(
      X_train=X_train,
      y_train=y_train,
      X_holdout=X_holdout,
      y_holdout=y_holdout,
      problem_type="binary",
      verbose=True,
```

(continues on next page)

(continued from previous page)

```

)
automl.search(interactive_plot=False)

```

AutoMLSearch will use the holdout set to score and rank pipelines.  
 Removing columns ['currency'] because they are of 'Unknown' type  
 Using default limit of max\_batches=2.

```

*****
* Beginning pipeline search *
*****

```

Optimizing for Log Loss Binary.  
 Lower score is better.

Using SequentialEngine to train and score pipelines.  
 Searching up to 2 batches for a total of None pipelines.  
 Allowed model families:

Evaluating Baseline Pipeline: Mode Baseline Binary Classification Pipeline  
 Mode Baseline Binary Classification Pipeline:  
     Starting cross validation  
     Finished cross validation - mean Log Loss Binary: 4.921  
     Starting holdout set scoring  
     Finished holdout set scoring - Log Loss Binary: 4.991

```

*****
* Evaluating Batch Number 1 *
*****

```

Random Forest Classifier w/ Label Encoder + Drop Columns Transformer + DateTime\_

```

↳ Featurizer + Imputer + One Hot Encoder + Oversampler + RF Classifier Select From Model:
      Starting cross validation
      Finished cross validation - mean Log Loss Binary: 0.254
      Starting holdout set scoring
      Finished holdout set scoring - Log Loss Binary: 0.219

```

```

*****
* Evaluating Batch Number 2 *
*****

```

[LightGBM] [Info] Number of positive: 59, number of negative: 239  
 [LightGBM] [Warning] Auto-choosing col-wise multi-threading, the overhead of testing was\_

```

↳ 0.000090 seconds.
You can set `force_col_wise=true` to remove the overhead.
[LightGBM] [Info] Total Bins 450
[LightGBM] [Info] Number of data points in the train set: 298, number of used features:_
↳ 20
[LightGBM] [Info] [binary:BoostFromScore]: pavg=0.197987 -> initscore=-1.398926
[LightGBM] [Info] Start training from score -1.398926
[LightGBM] [Warning] No further splits with positive gain, best gain: -inf
[LightGBM] [Warning] No further splits with positive gain, best gain: -inf

```

(continues on next page)

[illegible]

(continues on next page)



[illegible]

(continued from previous page)

[illegible]

(continues on next page)





(continued from previous page)

[illegible]

(continues on next page)

(continues on next page)

---

<b>4.1. Automated Machine Learning (AutoML) Search</b>	<b>71</b>
--	-----------

(continued from previous page)

[illegible]

(continues on next page)

(continued from previous page)

```

[LightGBM] [Warning] No further splits with positive gain, best gain: -inf
[LightGBM] [Warning] No further splits with positive gain, best gain: -inf
[LightGBM] [Warning] No further splits with positive gain, best gain: -inf
[LightGBM] [Warning] No further splits with positive gain, best gain: -inf
[LightGBM] [Warning] No further splits with positive gain, best gain: -inf
[LightGBM] [Warning] No further splits with positive gain, best gain: -inf
[LightGBM] [Warning] No further splits with positive gain, best gain: -inf
LightGBM Classifier w/ Label Encoder + Select Columns By Type Transformer + Label
↳ Encoder + Drop Columns Transformer + DateTime Featurizer + Imputer + Select Columns
↳ Transformer + Select Columns Transformer + Label Encoder + Imputer + One Hot Encoder +
↳ Oversampler:
    Starting cross validation
    Finished cross validation - mean Log Loss Binary: 0.300
    Starting holdout set scoring
    Finished holdout set scoring - Log Loss Binary: 0.161
Extra Trees Classifier w/ Label Encoder + Select Columns By Type Transformer + Label
↳ Encoder + Drop Columns Transformer + DateTime Featurizer + Imputer + Select Columns
↳ Transformer + Select Columns Transformer + Label Encoder + Imputer + One Hot Encoder +
↳ Oversampler:
    Starting cross validation
    Finished cross validation - mean Log Loss Binary: 0.361
    Starting holdout set scoring
    Finished holdout set scoring - Log Loss Binary: 0.348
Elastic Net Classifier w/ Label Encoder + Select Columns By Type Transformer + Label
↳ Encoder + Drop Columns Transformer + DateTime Featurizer + Imputer + Standard Scaler +
↳ Select Columns Transformer + Select Columns Transformer + Label Encoder + Imputer +
↳ One Hot Encoder + Standard Scaler + Oversampler:
    Starting cross validation
    Finished cross validation - mean Log Loss Binary: 0.375
    Starting holdout set scoring
    Finished holdout set scoring - Log Loss Binary: 0.400
XGBoost Classifier w/ Label Encoder + Select Columns By Type Transformer + Label Encoder
↳ + Drop Columns Transformer + DateTime Featurizer + Imputer + Select Columns
↳ Transformer + Select Columns Transformer + Label Encoder + Imputer + One Hot Encoder +
↳ Oversampler:
    Starting cross validation
    Finished cross validation - mean Log Loss Binary: 0.257
    Starting holdout set scoring
    Finished holdout set scoring - Log Loss Binary: 0.142
Logistic Regression Classifier w/ Label Encoder + Select Columns By Type Transformer +
↳ Label Encoder + Drop Columns Transformer + DateTime Featurizer + Imputer + Standard
↳ Scaler + Select Columns Transformer + Select Columns Transformer + Label Encoder +
↳ Imputer + One Hot Encoder + Standard Scaler + Oversampler:
    Starting cross validation
    Finished cross validation - mean Log Loss Binary: 0.374
    Starting holdout set scoring
    Finished holdout set scoring - Log Loss Binary: 0.402

Search finished after 35.45 seconds
Best pipeline: XGBoost Classifier w/ Label Encoder + Select Columns By Type Transformer
↳ + Label Encoder + Drop Columns Transformer + DateTime Featurizer + Imputer + Select
↳ Columns Transformer + Select Columns Transformer + Label Encoder + Imputer + One Hot
↳ Encoder + Oversampler

```

(continues on next page)

(continued from previous page)

Best pipeline Log Loss Binary: 0.142417

Data type cannot be displayed: application/vnd.plotly.v1+json, text/html

```
[5]: {1: {'Random Forest Classifier w/ Label Encoder + Drop Columns Transformer + DateTime_
↳Featurizer + Imputer + One Hot Encoder + Oversampler + RF Classifier Select From Model
↳': 6.460106134414673,
  'Total time of batch': 6.590729236602783},
  2: {'LightGBM Classifier w/ Label Encoder + Select Columns By Type Transformer + Label_
↳Encoder + Drop Columns Transformer + DateTime Featurizer + Imputer + Select Columns_
↳Transformer + Select Columns Transformer + Label Encoder + Imputer + One Hot Encoder +_
↳Oversampler': 3.9330620765686035,
  'Extra Trees Classifier w/ Label Encoder + Select Columns By Type Transformer + Label_
↳Encoder + Drop Columns Transformer + DateTime Featurizer + Imputer + Select Columns_
↳Transformer + Select Columns Transformer + Label Encoder + Imputer + One Hot Encoder +_
↳Oversampler': 5.864318370819092,
  'Elastic Net Classifier w/ Label Encoder + Select Columns By Type Transformer + Label_
↳Encoder + Drop Columns Transformer + DateTime Featurizer + Imputer + Standard Scaler +_
↳Select Columns Transformer + Select Columns Transformer + Label Encoder + Imputer +_
↳One Hot Encoder + Standard Scaler + Oversampler': 5.271641969680786,
  'XGBoost Classifier w/ Label Encoder + Select Columns By Type Transformer + Label_
↳Encoder + Drop Columns Transformer + DateTime Featurizer + Imputer + Select Columns_
↳Transformer + Select Columns Transformer + Label Encoder + Imputer + One Hot Encoder +_
↳Oversampler': 4.751457929611206,
  'Logistic Regression Classifier w/ Label Encoder + Select Columns By Type Transformer_
↳+ Label Encoder + Drop Columns Transformer + DateTime Featurizer + Imputer + Standard_
↳Scaler + Select Columns Transformer + Select Columns Transformer + Label Encoder +_
↳Imputer + One Hot Encoder + Standard Scaler + Oversampler': 7.311462640762329,
  'Total time of batch': 27.935932159423828}}
```

With the `verbose` argument set to `True`, the AutoML search will log its progress, reporting each pipeline and parameter set evaluated during the search. The search iteration plot shown during AutoML search tracks the current pipeline's validation score (tracked as the gray point) against the best pipeline validation score (tracked as the blue line).

There are a number of mechanisms to control the AutoML search time. One way is to set the `max_batches` parameter which controls the maximum number of rounds of AutoML to evaluate, where each round may train and score a variable number of pipelines. Another way is to set the `max_iterations` parameter which controls the maximum number of candidate models to be evaluated during AutoML. By default, AutoML will search for a single batch. The first pipeline to be evaluated will always be a baseline model representing a trivial solution.

The AutoML interface supports a variety of other parameters. For a comprehensive list, please [refer to the API reference](#).

We also provide [a standalone search method](#) which does all of the above in a single line, and returns the `AutoMLSearch` instance and data check results. If there were data check errors, AutoML will not be run and no `AutoMLSearch` instance will be returned.

## Detecting Problem Type

EvalML includes a simple method, `detect_problem_type`, to help determine the problem type given the target data.

This function can return the predicted problem type as a `ProblemType` enum, choosing from `ProblemType.BINARY`, `ProblemType.MULTICLASS`, and `ProblemType.REGRESSION`. If the target data is invalid (for instance when there is only 1 unique label), the function will throw an error instead.

```
[6]: import pandas as pd
      from evalml.problem_types import detect_problem_type

      y_binary = pd.Series([0, 1, 1, 0, 1, 1])
      detect_problem_type(y_binary)

[6]: <ProblemTypes.BINARY: 'binary'>
```

## Objective parameter

`AutoMLSearch` takes in an `objective` parameter to determine which objective to optimize for. By default, this parameter is set to `auto`, which allows AutoML to choose `LogLossBinary` for binary classification problems, `LogLossMulticlass` for multiclass classification problems, and `R2` for regression problems.

It should be noted that the `objective` parameter is only used in ranking and helping choose the pipelines to iterate over, but is not used to optimize each individual pipeline during fit-time.

To get the default objective for each problem type, you can use the `get_default_primary_search_objective` function.

```
[7]: from evalml.automl import get_default_primary_search_objective

      binary_objective = get_default_primary_search_objective("binary")
      multiclass_objective = get_default_primary_search_objective("multiclass")
      regression_objective = get_default_primary_search_objective("regression")

      print(binary_objective.name)
      print(multiclass_objective.name)
      print(regression_objective.name)

      Log Loss Binary
      Log Loss Multiclass
      R2
```

## Using custom pipelines

EvalML's AutoML algorithm generates a set of pipelines to search with. To provide a custom set instead, set `allowed_component_graphs` to a dictionary of custom component graphs. `AutoMLSearch` will use these to generate Pipeline instances. Note: this will prevent AutoML from generating other pipelines to search over.

```
[8]: from evalml.pipelines import MulticlassClassificationPipeline

      automl_custom = evalml.automl.AutoMLSearch(
          X_train=X_train,
          y_train=y_train,
```

(continues on next page)



(continued from previous page)

```

problem_type="multiclass",
verbose=True,
allowed_component_graphs={
    "My_pipeline": ["Simple Imputer", "Random Forest Classifier"],
    "My_other_pipeline": ["One Hot Encoder", "Random Forest Classifier"],
},
)

```

AutoMLSearch will use mean CV score to rank pipelines.  
 Removing columns ['currency'] because they are of 'Unknown' type  
 Using default limit of max\_batches=2.

## Stopping the search early

To stop the search early, hit Ctrl-C. This will bring up a prompt asking for confirmation. Responding with y will immediately stop the search. Responding with n will continue the search.

## Callback functions

AutoMLSearch supports several callback functions, which can be specified as parameters when initializing an AutoMLSearch object. They are:

- start\_iteration\_callback
- add\_result\_callback
- error\_callback

### Start Iteration Callback

Users can set start\_iteration\_callback to set what function is called before each pipeline training iteration. This callback function must take three positional parameters: the pipeline class, the pipeline parameters, and the AutoMLSearch object.

```

[9]: ## start_iteration_callback example function
def start_iteration_callback(pipeline_class, pipeline_params, automl_obj):
    print("Training pipeline with the following parameters:", pipeline_params)

```

### Add Result Callback

Users can set add\_result\_callback to set what function is called after each pipeline training iteration. This callback function must take three positional parameters: a dictionary containing the training results for the new pipeline, an untrained\_pipeline containing the parameters used during training, and the AutoMLSearch object.

```

[10]: ## add_result_callback example function
def add_result_callback_example(pipeline_results_dict, untrained_pipeline, automl_obj):
    print(

```

(continues on next page)



(continued from previous page)

```

    "Results for trained pipeline with the following parameters:",
    pipeline_results_dict,
)

```

## Error Callback

Users can set the `error_callback` to set what function called when `search()` errors and raises an `Exception`. This callback function takes three positional parameters: the `Exception` raised, the `traceback`, and the `AutoMLSearch` object. This callback function must also accept `kwargs`, so `AutoMLSearch` is able to pass along other parameters used by default.

Evalml defines several error callback functions, which can be found under `evalml.automl.callbacks`. They are:

- `silent_error_callback`
- `raise_error_callback`
- `log_and_save_error_callback`
- `raise_and_save_error_callback`
- `log_error_callback` (default used when `error_callback` is `None`)

```

[11]: # error_callback example; this is implemented in the evalml library
def raise_error_callback(exception, traceback, automl, **kwargs):
    """Raises the exception thrown by the AutoMLSearch object. Also logs the exception
    as an error. """
    logger.error(f"AutoMLSearch raised a fatal exception: {str(exception)}")
    logger.error("\n".join(traceback))
    raise exception

```

### 4.1.3 View Rankings

A summary of all the pipelines built can be returned as a pandas `DataFrame` which is sorted by the validation score.

- For AutoML searches completed with a holdout set, the validation score is the holdout score of the pipeline fitted using the entire training dataset.
- For AutoML searches completed without a holdout set, the validation score is the average score across all cross-validation folds.

```
[12]: automl.rankings
```

```

[12]:   id      pipeline_name  search_order \
0    5  XGBoost Classifier w/ Label Encoder + Select C...      5
1    2  LightGBM Classifier w/ Label Encoder + Select ...      2
2    1  Random Forest Classifier w/ Label Encoder + Dr...      1
3    3  Extra Trees Classifier w/ Label Encoder + Sele...      3
4    4  Elastic Net Classifier w/ Label Encoder + Sele...      4
5    6  Logistic Regression Classifier w/ Label Encode...      6
6    0      Mode Baseline Binary Classification Pipeline      0

   ranking_score  holdout_score  mean_cv_score  standard_deviation_cv_score \
0           0.142417           0.142417           0.256950           0.137180

```

(continues on next page)

(continued from previous page)

1	0.160955	0.160955	0.299971	0.206176
2	0.219145	0.219145	0.254382	0.045124
3	0.348408	0.348408	0.361341	0.021758
4	0.400375	0.400375	0.374725	0.050027
5	0.401581	0.401581	0.374364	0.049925
6	4.990660	4.990660	4.921248	0.112910

	percent_better_than_baseline	high_variance_cv	\
0	94.778757	False	
1	93.904575	False	
2	94.830946	False	
3	92.657543	False	
4	92.385573	False	
5	92.392914	False	
6	0.000000	False	

```

parameters
0 {'Label Encoder': {'positive_label': None}, 'N...
1 {'Label Encoder': {'positive_label': None}, 'N...
2 {'Label Encoder': {'positive_label': None}, 'D...
3 {'Label Encoder': {'positive_label': None}, 'N...
4 {'Label Encoder': {'positive_label': None}, 'N...
5 {'Label Encoder': {'positive_label': None}, 'N...
6 {'Label Encoder': {'positive_label': None}, 'B...

```

## Recommendation Score

If you would like a more robust evaluation of the performance of your models, EvalML additionally provides a recommendation score alongside the selected objective. The recommendation score is a weighted average of a number of default objectives for your problem type, normalized and scaled so that the final score can be interpreted as a percentage from 0 to 100. This weighted score provides a more holistic understanding of model performance, and prioritizes model generalizability rather than one single objective which may not completely serve your use case.

```
[13]: automl.get_recommendation_scores(use_pipeline_names=True)
```

```
[13]: {'Baseline Classifier': 25.0,
      'Random Forest Classifier': 89.20280594475338,
      'LightGBM Classifier': 91.29441485901573,
      'Extra Trees Classifier': 76.4891509448369,
      'Elastic Net Classifier': 64.98618569828929,
      'XGBoost Classifier': 93.1572081558569,
      'Logistic Regression Classifier': 64.88094236798517}
```

```
[14]: automl.get_recommendation_scores(priority="F1", use_pipeline_names=True)
```

```
[14]: {'Baseline Classifier': 16.666666666666664,
      'Random Forest Classifier': 87.42552654381409,
      'LightGBM Classifier': 90.02960990601049,
      'Extra Trees Classifier': 68.38407164438401,
      'Elastic Net Classifier': 53.893229489916436,
      'XGBoost Classifier': 92.40783574026823,
      'Logistic Regression Classifier': 53.8230672697137}
```

To see what objectives are included in the recommendation score, you can use:

```
[15]: evalml.objectives.get_default_recommendation_objectives("binary")
```

```
[15]: {'AUC', 'Balanced Accuracy Binary', 'F1', 'Log Loss Binary'}
```

If you would like to automatically rank your pipelines by this recommendation score, you can set `use_recommendation=True` when initializing `AutoMLSearch`.

```
[16]: automl_recommendation = evalml.automl.AutoMLSearch(
    X_train=X_train,
    y_train=y_train,
    X_holdout=X_holdout,
    y_holdout=y_holdout,
    problem_type="binary",
    use_recommendation=True,
)
automl_recommendation.search(interactive_plot=False)
```

```
automl_recommendation.rankings[
    [
        "id",
        "pipeline_name",
        "search_order",
        "recommendation_score",
        "holdout_score",
        "mean_cv_score",
    ]
]
```

```
[LightGBM] [Info] Number of positive: 59, number of negative: 239
```

```
[LightGBM] [Warning] Auto-choosing col-wise multi-threading, the overhead of testing was.
↳ 0.000082 seconds.
```

You can set ``force_col_wise=true`` to remove the overhead.

```
[LightGBM] [Info] Total Bins 450
```

```
[LightGBM] [Info] Number of data points in the train set: 298, number of used features:
↳ 20
```

```
[LightGBM] [Info] [binary:BoostFromScore]: pavg=0.197987 -> initscore=-1.398926
```

```
[LightGBM] [Info] Start training from score -1.398926
```

```
[LightGBM] [Warning] No further splits with positive gain, best gain: -inf
```

```
[LightGBM] [Warning] No further splits with positive gain, best gain: -inf
```

```
[LightGBM] [Warning] No further splits with positive gain, best gain: -inf
```

```
[LightGBM] [Warning] No further splits with positive gain, best gain: -inf
```

```
[LightGBM] [Warning] No further splits with positive gain, best gain: -inf
```

```
[LightGBM] [Warning] No further splits with positive gain, best gain: -inf
```

```
[LightGBM] [Warning] No further splits with positive gain, best gain: -inf
```

```
[LightGBM] [Warning] No further splits with positive gain, best gain: -inf
```

```
[LightGBM] [Warning] No further splits with positive gain, best gain: -inf
```

```
[LightGBM] [Warning] No further splits with positive gain, best gain: -inf
```

```
[LightGBM] [Warning] No further splits with positive gain, best gain: -inf
```

```
[LightGBM] [Warning] No further splits with positive gain, best gain: -inf
```

```
[LightGBM] [Warning] No further splits with positive gain, best gain: -inf
```

```
[LightGBM] [Warning] No further splits with positive gain, best gain: -inf
```

```
[LightGBM] [Warning] No further splits with positive gain, best gain: -inf
```

```
[LightGBM] [Warning] No further splits with positive gain, best gain: -inf
```

(continues on next page)

(continued from previous page)

[illegible]

(continues on next page)

(continued from previous page)

[illegible]

(continues on next page)

(continued from previous page)

[illegible]

(continues on next page)





(continued from previous page)

[illegible]

(continues on next page)



```
[LightGBM] [Warning] No further splits with positive gain, best gain: -inf
[LightGBM] [Warning] No further splits with positive gain, best gain: -inf
[LightGBM] [Warning] No further splits with positive gain, best gain: -inf
[LightGBM] [Warning] No further splits with positive gain, best gain: -inf
[LightGBM] [Warning] No further splits with positive gain, best gain: -inf
[LightGBM] [Warning] No further splits with positive gain, best gain: -inf
[LightGBM] [Warning] No further splits with positive gain, best gain: -inf
[LightGBM] [Warning] No further splits with positive gain, best gain: -inf
[LightGBM] [Warning] No further splits with positive gain, best gain: -inf
[LightGBM] [Warning] No further splits with positive gain, best gain: -inf
[LightGBM] [Warning] No further splits with positive gain, best gain: -inf
[LightGBM] [Warning] No further splits with positive gain, best gain: -inf
[LightGBM] [Warning] No further splits with positive gain, best gain: -inf
[LightGBM] [Warning] No further splits with positive gain, best gain: -inf
[LightGBM] [Warning] No further splits with positive gain, best gain: -inf
[LightGBM] [Warning] No further splits with positive gain, best gain: -inf
[LightGBM] [Warning] No further splits with positive gain, best gain: -inf
[LightGBM] [Warning] No further splits with positive gain, best gain: -inf
[LightGBM] [Warning] No further splits with positive gain, best gain: -inf
[LightGBM] [Warning] No further splits with positive gain, best gain: -inf
[LightGBM] [Warning] No further splits with positive gain, best gain: -inf
[LightGBM] [Warning] No further splits with positive gain, best gain: -inf
[LightGBM] [Warning] No further splits with positive gain, best gain: -inf
[LightGBM] [Warning] No further splits with positive gain, best gain: -inf
[LightGBM] [Warning] No further splits with positive gain, best gain: -inf
[LightGBM] [Warning] No further splits with positive gain, best gain: -inf
[LightGBM] [Warning] No further splits with positive gain, best gain: -inf
[LightGBM] [Warning] No further splits with positive gain, best gain: -inf
[LightGBM] [Warning] No further splits with positive gain, best gain: -inf
[LightGBM] [Warning] No further splits with positive gain, best gain: -inf
[LightGBM] [Warning] No further splits with positive gain, best gain: -inf
[LightGBM] [Warning] No further splits with positive gain, best gain: -inf
[LightGBM] [Warning] No further splits with positive gain, best gain: -inf
[LightGBM] [Warning] No further splits with positive gain, best gain: -inf
[LightGBM] [Warning] No further splits with positive gain, best gain: -inf
[LightGBM] [Warning] No further splits with positive gain, best gain: -inf
[LightGBM] [Warning] No further splits with positive gain, best gain: -inf
[LightGBM] [Warning] No further splits with positive gain, best gain: -inf
[LightGBM] [Warning] No further splits with positive gain, best gain: -inf
[LightGBM] [Info] Number of positive: 89, number of negative: 359
[LightGBM] [Warning] Auto-choosing col-wise multi-threading, the overhead of testing was
↳0.000107 seconds.
You can set `force_col_wise=true` to remove the overhead.
[LightGBM] [Info] Total Bins 575
[LightGBM] [Info] Number of data points in the train set: 448, number of used features:
↳24
[LightGBM] [Info] [binary:BoostFromScore]: pavg=0.198661 -> initscore=-1.394686
[LightGBM] [Info] Start training from score -1.394686
[LightGBM] [Warning] No further splits with positive gain, best gain: -inf
```

(continued from previous page)

[illegible]

(continues on next page)

[illegible]

```
[16]:
```

	id	pipeline_name	search_order	\
0	5	XGBoost Classifier w/ Label Encoder + Select C...	5	
1	2	LightGBM Classifier w/ Label Encoder + Select ...	2	
2	1	Random Forest Classifier w/ Label Encoder + Dr...	1	

(continues on next page)

(continued from previous page)

3	3	Extra Trees Classifier w/ Label Encoder + Sele...	3
4	4	Elastic Net Classifier w/ Label Encoder + Sele...	4
5	6	Logistic Regression Classifier w/ Label Encode...	6
6	0	Mode Baseline Binary Classification Pipeline	0

	recommendation_score	holdout_score	mean_cv_score
0	93.157208	0.142417	0.256950
1	91.294415	0.160955	0.299971
2	89.202806	0.219145	0.254382
3	76.489151	0.348408	0.361341
4	64.986186	0.400375	0.374725
5	64.880942	0.401581	0.374364
6	25.000000	4.990660	4.921248

There is a helper function on the `AutoMLSearch` object to help you understand how the recommendation score was calculated. It displays the raw scores of the objectives included within the score calculation. Here, we take a look at pipeline with `id=9`, the Decision Tree pipeline:

```
[17]: automl_recommendation.get_recommendation_score_breakdown(3)
```

```
[17]: {'Balanced Accuracy Binary': 0.7619047619047619,
      'Log Loss Binary': 0.3484078428021002,
      'AUC': 0.845734126984127,
      'F1': 0.5217391304347826}
```

#### 4.1.4 Describe Pipeline

Each pipeline is given an `id`. We can get more information about any particular pipeline using that `id`. Here, we will get more information about the pipeline with `id = 1`.

```
[18]: automl.describe_pipeline(1)
```

```
*****
* Random Forest Classifier w/ Label Encoder + Drop Columns Transformer + DateTime_
↳ Featurizer + Imputer + One Hot Encoder + Oversampler + RF Classifier Select From Model_
↳ *
*****

Problem Type: binary
Model Family: Random Forest

Pipeline Steps
=====
1. Label Encoder
   * positive_label : None
2. Drop Columns Transformer
   * columns : ['currency']
3. DateTime Featurizer
   * features_to_extract : ['year', 'month', 'day_of_week', 'hour']
   * encode_as_categories : False
   * time_index : None
```

(continues on next page)

(continued from previous page)

```

4. Imputer
    * categorical_impute_strategy : most_frequent
    * numeric_impute_strategy : mean
    * boolean_impute_strategy : most_frequent
    * categorical_fill_value : None
    * numeric_fill_value : None
    * boolean_fill_value : None
5. One Hot Encoder
    * top_n : 10
    * features_to_encode : None
    * categories : None
    * drop : if_binary
    * handle_unknown : ignore
    * handle_missing : error
6. Oversampler
    * sampling_ratio : 0.25
    * k_neighbors_default : 5
    * n_jobs : -1
    * sampling_ratio_dict : None
    * categorical_features : [3, 10, 11, 12, 13, 14, 15, 16, 17, 18, 19, 20, 21, 22,
↪ 23, 24, 25, 26, 27, 28, 29, 30, 31, 32, 33, 34, 35, 36, 37, 38, 39, 40, 41, 42, 43,
↪ 44, 45, 46, 47, 48, 49]
    * k_neighbors : 5
7. RF Classifier Select From Model
    * number_features : None
    * n_estimators : 10
    * max_depth : None
    * percent_features : 0.5
    * threshold : median
    * n_jobs : -1
8. Random Forest Classifier
    * n_estimators : 100
    * max_depth : 6
    * n_jobs : -1

```

#### Training

```
=====
```

Training for binary problems.

Total training time (including CV): 6.4 seconds

#### Cross Validation

```

-----
          Log Loss Binary  MCC Binary  Gini  AUC  Precision  F1  Balanced Accuracy
↪ Binary  Accuracy Binary # Training # Validation
0          0.240          0.823 0.844 0.922          1.000 0.829
↪ 0.854          0.960          346          174
1          0.305          0.524 0.493 0.747          1.000 0.467
↪ 0.652          0.908          347          173
2          0.218          0.875 0.839 0.920          1.000 0.884
↪ 0.896          0.971          347          173
mean          0.254          0.741 0.726 0.863          1.000 0.727
↪ 0.801          0.946          -          -

```

(continues on next page)

(continued from previous page)

std	0.045	0.189	0.201	0.101	0.000	0.227
→ 0.130	0.034	-		-		
coef of var	0.177	0.255	0.277	0.117	0.000	0.312
→ 0.163	0.036	-		-		

## 4.1.5 Get Pipeline

We can get the object of any pipeline via their id as well:

```
[19]: pipeline = automl.get_pipeline(1)
print(pipeline.name)
print(pipeline.parameters)

Random Forest Classifier w/ Label Encoder + Drop Columns Transformer + DateTime_
→ Featurizer + Imputer + One Hot Encoder + Oversampler + RF Classifier Select From Model
{'Label Encoder': {'positive_label': None}, 'Drop Columns Transformer': {'columns': [
→ 'currency']}, 'DateTime Featurizer': {'features_to_extract': ['year', 'month', 'day_of_
→ week', 'hour'], 'encode_as_categories': False, 'time_index': None}, 'Imputer': {
→ 'categorical_impute_strategy': 'most_frequent', 'numeric_impute_strategy': 'mean',
→ 'boolean_impute_strategy': 'most_frequent', 'categorical_fill_value': None, 'numeric_
→ fill_value': None, 'boolean_fill_value': None}, 'One Hot Encoder': {'top_n': 10,
→ 'features_to_encode': None, 'categories': None, 'drop': 'if_binary', 'handle_unknown':
→ 'ignore', 'handle_missing': 'error'}, 'Oversampler': {'sampling_ratio': 0.25, 'k_
→ neighbors_default': 5, 'n_jobs': -1, 'sampling_ratio_dict': None, 'categorical_features
→ ': [3, 10, 11, 12, 13, 14, 15, 16, 17, 18, 19, 20, 21, 22, 23, 24, 25, 26, 27, 28, 29,
→ 30, 31, 32, 33, 34, 35, 36, 37, 38, 39, 40, 41, 42, 43, 44, 45, 46, 47, 48, 49], 'k_
→ neighbors': 5}, 'RF Classifier Select From Model': {'number_features': None, 'n_
→ estimators': 10, 'max_depth': None, 'percent_features': 0.5, 'threshold': 'median', 'n_
→ jobs': -1}, 'Random Forest Classifier': {'n_estimators': 100, 'max_depth': 6, 'n_jobs':
→ -1}}
```

## Get best pipeline

If you specifically want to get the best pipeline, there is a convenient accessor for that. The pipeline returned is already fitted on the input X, y data that we passed to AutoMLSearch. To turn off this default behavior, set `train_best_pipeline=False` when initializing AutoMLSearch.

```
[20]: best_pipeline = automl.best_pipeline
print(best_pipeline.name)
print(best_pipeline.parameters)
best_pipeline.predict(X_train)

XGBoost Classifier w/ Label Encoder + Select Columns By Type Transformer + Label Encoder_
→ + Drop Columns Transformer + DateTime Featurizer + Imputer + Select Columns_
→ Transformer + Select Columns Transformer + Label Encoder + Imputer + One Hot Encoder +_
→ Oversampler
{'Label Encoder': {'positive_label': None}, 'Numeric Pipeline - Select Columns By Type_
→ Transformer': {'column_types': ['category', 'EmailAddress', 'URL'], 'exclude': True},
→ 'Numeric Pipeline - Label Encoder': {'positive_label': None}, 'Numeric Pipeline - Drop_
→ Columns Transformer': {'columns': ['currency']}, 'Numeric Pipeline - DateTime_
→ Featurizer': {'features_to_extract': ['year', 'month', 'day_of_week', 'hour'], 'encode_
→ as_categories': False, 'time_index': None}, 'Numeric Pipeline - Imputer': {
→ 'categorical_impute_strategy': 'most_frequent', 'numeric_impute_strategy': 'mean',
→ 'boolean_impute_strategy': 'most_frequent', 'categorical_fill_value': None, 'numeric_
→ fill_value': None, 'boolean_fill_value': None}, 'Numeric Pipeline - Select Columns_
→ Transformer': {'columns': ['card_id', 'store_id', 'amount', 'customer_present', 'lat',
→ 'lng', 'datetime_month', 'datetime_day_of_week', 'datetime_hour']}, 'Categorical_
→ Pipeline - Select Columns Transformer': {'columns': ['expiration_date', 'provider',
→ (continues on next page)
Chapter 4: User Guide
90
```

(continued from previous page)

```
[20]: id
      144    False
      253     True
      221    False
      432    False
      384    False
      ...
      128    False
      98     False
      472    False
      642    False
      494    False
Name: fraud, Length: 520, dtype: bool
```

### 4.1.6 Training and Scoring Multiple Pipelines using AutoMLSearch

AutoMLSearch will automatically fit the best pipeline on the entire training data. It also provides an easy API for training and scoring other pipelines.

If you'd like to train one or more pipelines on the entire training data, you can use the `train_pipelines` method.

Similarly, if you'd like to score one or more pipelines on a particular dataset, you can use the `score_pipelines` method.

```
[21]: trained_pipelines = automl.train_pipelines([automl.get_pipeline(i) for i in [0, 1, 2]])
      trained_pipelines

[LightGBM] [Info] Number of positive: 89, number of negative: 359
[LightGBM] [Warning] Auto-choosing col-wise multi-threading, the overhead of testing was
↳0.000109 seconds.
You can set `force_col_wise=true` to remove the overhead.
[LightGBM] [Info] Total Bins 575
[LightGBM] [Info] Number of data points in the train set: 448, number of used features:
↳24
[LightGBM] [Info] [binary:BoostFromScore]: pavg=0.198661 -> initscore=-1.394686
[LightGBM] [Info] Start training from score -1.394686
[LightGBM] [Warning] No further splits with positive gain, best gain: -inf
[LightGBM] [Warning] No further splits with positive gain, best gain: -inf
[LightGBM] [Warning] No further splits with positive gain, best gain: -inf
[LightGBM] [Warning] No further splits with positive gain, best gain: -inf
[LightGBM] [Warning] No further splits with positive gain, best gain: -inf
[LightGBM] [Warning] No further splits with positive gain, best gain: -inf
[LightGBM] [Warning] No further splits with positive gain, best gain: -inf
[LightGBM] [Warning] No further splits with positive gain, best gain: -inf
[LightGBM] [Warning] No further splits with positive gain, best gain: -inf
[LightGBM] [Warning] No further splits with positive gain, best gain: -inf
[LightGBM] [Warning] No further splits with positive gain, best gain: -inf
[LightGBM] [Warning] No further splits with positive gain, best gain: -inf
[LightGBM] [Warning] No further splits with positive gain, best gain: -inf
[LightGBM] [Warning] No further splits with positive gain, best gain: -inf
[LightGBM] [Warning] No further splits with positive gain, best gain: -inf
[LightGBM] [Warning] No further splits with positive gain, best gain: -inf
[LightGBM] [Warning] No further splits with positive gain, best gain: -inf
```

(continues on next page)



(continued from previous page)

[illegible]

(continues on next page)



```
{ 'Mode Baseline Binary Classification Pipeline': pipeline =   
→ BinaryClassificationPipeline(component_graph={ 'Label Encoder': [ 'Label Encoder', 'X',   
→ 'y'], 'Baseline Classifier': [ 'Baseline Classifier', 'Label Encoder.x', 'Label Encoder.   
→ y']}, parameters={ 'Label Encoder': { 'positive_label': None}, 'Baseline Classifier': {   
→ 'strategy': 'mode'}}, custom_name='Mode Baseline Binary Classification Pipeline',   
→ random_seed=0),   
→ 'Random Forest Classifier w/ Label Encoder + Drop Columns Transformer + DateTime   
→ Featurizer + Imputer + One Hot Encoder + Oversampler + RF Classifier Select from Model   
→ ': pipeline = BinaryClassificationPipeline(component_graph={ 'Label Encoder': [ 'Label   
→ Encoder', 'X', 'y'], 'Drop Columns Transformer': [ 'Drop Columns Transformer', 'X',   
→ 'Label Encoder.y'], 'DateTime Featurizer': [ 'DateTime Featurizer', 'Drop Columns   
→ Transformer.x', 'Label Encoder.y'], 'Imputer': [ 'Imputer', 'DateTime Featurizer.x',   
→ 'Label Encoder.y'], 'One Hot Encoder': [ 'One Hot Encoder', 'Imputer.x', 'Label Encoder.   
→ y'], 'Oversampler': [ 'Oversampler', 'One Hot Encoder.x', 'Label Encoder.y'], 'RF   
→ Classifier Select From Model': [ 'RF Classifier Select From Model', 'Oversampler.x',   
→ 'Oversampler.y'], 'Random Forest Classifier': [ 'Random Forest Classifier', 'RF   
→ Classifier Select From Model.x', 'Oversampler.y']}, parameters={ 'Label Encoder': {   
→ 'positive_label': None}, 'Drop Columns Transformer': { 'columns': [ 'currency']},   
→ 'DateTime Featurizer': { 'features_to_extract': [ 'year', 'month', 'day_of_week', 'hour'],   
→ 'encode_as_categories': False, 'time_index': None}, 'Imputer': { 'categorical_impute   
→ strategy': 'most_frequent', 'numeric_impute_strategy': 'mean', 'boolean_impute_strategy
```

(continued from previous page)

```

'LightGBM Classifier w/ Label Encoder + Select Columns By Type Transformer + Label
↳Encoder + Drop Columns Transformer + DateTime Featurizer + Imputer + Select Columns
↳Transformer + Select Columns Transformer + Label Encoder + Imputer + One Hot Encoder +
↳Oversampler': pipeline = BinaryClassificationPipeline(component_graph={'Label Encoder':
↳ ['Label Encoder', 'X', 'y'], 'Numeric Pipeline - Select Columns By Type Transformer':
↳ ['Select Columns By Type Transformer', 'X', 'Label Encoder.y'], 'Numeric Pipeline -
↳Label Encoder': ['Label Encoder', 'Numeric Pipeline - Select Columns By Type
↳Transformer.x', 'Label Encoder.y'], 'Numeric Pipeline - Drop Columns Transformer': [
↳ 'Drop Columns Transformer', 'Numeric Pipeline - Select Columns By Type Transformer.x',
↳ 'Numeric Pipeline - Label Encoder.y'], 'Numeric Pipeline - DateTime Featurizer': [
↳ 'DateTime Featurizer', 'Numeric Pipeline - Drop Columns Transformer.x', 'Numeric
↳Pipeline - Label Encoder.y'], 'Numeric Pipeline - Imputer': ['Imputer', 'Numeric
↳Pipeline - DateTime Featurizer.x', 'Numeric Pipeline - Label Encoder.y'], 'Numeric
↳Pipeline - Select Columns Transformer': ['Select Columns Transformer', 'Numeric
↳Pipeline - Imputer.x', 'Numeric Pipeline - Label Encoder.y'], 'Categorical Pipeline -
↳Select Columns Transformer': ['Select Columns Transformer', 'X', 'Label Encoder.y'],
↳ 'Categorical Pipeline - Label Encoder': ['Label Encoder', 'Categorical Pipeline -
↳Select Columns Transformer.x', 'Label Encoder.y'], 'Categorical Pipeline - Imputer': [
↳ 'Imputer', 'Categorical Pipeline - Select Columns Transformer.x', 'Categorical
↳Pipeline - Label Encoder.y'], 'Categorical Pipeline - One Hot Encoder': ['One Hot
↳Encoder', 'Categorical Pipeline - Imputer.x', 'Categorical Pipeline - Label Encoder.y
↳'], 'Oversampler': ['Oversampler', 'Numeric Pipeline - Select Columns Transformer.x',
↳ 'Categorical Pipeline - One Hot Encoder.x', 'Categorical Pipeline - Label Encoder.y'],
↳ 'LightGBM Classifier': ['LightGBM Classifier', 'Oversampler.x', 'Oversampler.y']},
↳parameters={'Label Encoder':{'positive_label': None}, 'Numeric Pipeline - Select
↳Columns By Type Transformer':{'column_types': ['category', 'EmailAddress', 'URL'],
↳ 'exclude': True}, 'Numeric Pipeline - Label Encoder':{'positive_label': None},
↳ 'Numeric Pipeline - Drop Columns Transformer':{'columns': ['currency']}, 'Numeric
↳Pipeline - DateTime Featurizer':{'features_to_extract': ['year', 'month', 'day_of_week
↳', 'hour'], 'encode_as_categories': False, 'time_index': None}, 'Numeric Pipeline -
↳Imputer':{'categorical_impute_strategy': 'most_frequent', 'numeric_impute_strategy':
↳ 'mean', 'boolean_impute_strategy': 'most_frequent', 'categorical_fill_value': None,
↳ 'numeric_fill_value': None, 'boolean_fill_value': None}, 'Numeric Pipeline - Select
↳Columns Transformer':{'columns': ['card_id', 'store_id', 'amount', 'customer_present',
↳ 'lat', 'lng', 'datetime_month', 'datetime_day_of_week', 'datetime_hour']},
↳ 'Categorical Pipeline - Select Columns Transformer':{'columns': ['expiration_date',
↳ 'provider', 'region', 'country']}, 'Categorical Pipeline - Label Encoder':{'positive_
↳label': None}, 'Categorical Pipeline - Imputer':{'categorical_impute_strategy': 'most_
↳frequent', 'numeric_impute_strategy': 'mean', 'boolean_impute_strategy': 'most_frequent
↳', 'categorical_fill_value': None, 'numeric_fill_value': None, 'boolean_fill_value':
↳None}, 'Categorical Pipeline - One Hot Encoder':{'top_n': 10, 'features_to_encode':
↳None, 'categories': None, 'drop': 'if_binary', 'handle_unknown': 'ignore', 'handle_
↳missing': 'error'}, 'Oversampler':{'sampling_ratio': 0.25, 'k_neighbors_default': 5,
↳ 'n_jobs': -1, 'sampling_ratio_dict': None, 'categorical_features': [3, 9, 10, 11, 12,
↳13, 14, 15, 16, 17, 18, 19, 20, 21, 22, 23, 24, 25, 26, 27, 28, 29, 30, 31, 32, 33, 34,
↳35, 36, 37, 38, 39, 40, 41, 42, 43, 44, 45, 46, 47, 48], 'k_neighbors': 5}, 'LightGBM
↳Classifier':{'boosting_type': 'gbdt', 'learning_rate': 0.1, 'n_estimators': 100, 'max_
↳depth': 0, 'num_leaves': 31, 'min_child_samples': 20, 'n_jobs': -1, 'bagging_freq': 0,
↳ 'bagging_fraction': 0.9}}, random_seed=0)}

```

```

[22]: pipeline_holdout_scores = automl.score_pipelines(
    [trained_pipelines[name] for name in trained_pipelines.keys()],

```

(continues on next page)

(continued from previous page)

```

    X_holdout,
    y_holdout,
    ["Accuracy Binary", "F1", "AUC"],
)
pipeline_holdout_scores

```

```

[22]: {'Mode Baseline Binary Classification Pipeline': OrderedDict([('Accuracy Binary',
    0.8615384615384616),
    ('F1', 0.0),
    ('AUC', 0.5)]),
    'Random Forest Classifier w/ Label Encoder + Drop Columns Transformer + DateTime_
    ↳Featurizer + Imputer + One Hot Encoder + Oversampler + RF Classifier Select From Model
    ↳': OrderedDict([('Accuracy Binary',
    0.9615384615384616),
    ('F1', 0.8387096774193548),
    ('AUC', 0.9122023809523809)]),
    'LightGBM Classifier w/ Label Encoder + Select Columns By Type Transformer + Label_
    ↳Encoder + Drop Columns Transformer + DateTime Featurizer + Imputer + Select Columns_
    ↳Transformer + Select Columns Transformer + Label Encoder + Imputer + One Hot Encoder +_
    ↳Oversampler': OrderedDict([('Accuracy Binary',
    0.9692307692307692),
    ('F1', 0.8750000000000001),
    ('AUC', 0.9201388888888888)]]}

```

### 4.1.7 Saving AutoMLSearch and pipelines from AutoMLSearch

There are two ways to save results from AutoMLSearch.

- You can save the AutoMLSearch object itself, calling `.save(<filepath>)` to do so. This will allow you to save the AutoMLSearch state and reload all pipelines from this.
- If you want to save a pipeline from AutoMLSearch for future use, pipeline classes themselves have a `.save(<filepath>)` method.

```

[23]: # saving the entire automl search
automl.save("automl.cloudpickle")
automl2 = evalml.automl.AutoMLSearch.load("automl.cloudpickle")
# saving the best pipeline using .save()
best_pipeline.save("pipeline.cloudpickle")
best_pipeline_copy = evalml.pipelines.PipelineBase.load("pipeline.cloudpickle")

```

### 4.1.8 Limiting the AutoML Search Space

The AutoML search algorithm first trains each component in the pipeline with their default values. After the first iteration, it then tweaks the parameters of these components using the pre-defined hyperparameter ranges that these components have. To limit the search over certain hyperparameter ranges, you can specify a `search_parameters` argument with your AutoMLSearch parameters. These parameters will limit the hyperparameter search space or pipeline parameter space.

Hyperparameter ranges can be found through the [API reference](#) for each component. Parameter arguments must be specified as dictionaries, but the associated values must be `skopt.space` Real, Integer, Categorical objects for setting hyperparameter ranges.

If however you'd like to specify certain values for the initial batch of the AutoML search algorithm, you can use the `search_parameters` argument with non `skopt.space` objects. This will set the initial batch's component parameters to the values passed by this argument.

```
[24]: from evalml import AutoMLSearch
from evalml.demos import load_fraud
from skopt.space import Categorical
from evalml.model_family import ModelFamily
import woodwork as ww

X, y = load_fraud(n_rows=1000)

# example of setting parameter to just one value
search_parameters = {"Imputer": {"numeric_impute_strategy": "mean"}}

# limit the numeric impute strategy to include only `median` and `most_frequent`
# `mean` is the default value for this argument, but it doesn't need to be included in
# the specified hyperparameter range for this to work
search_parameters = {
    "Imputer": {"numeric_impute_strategy": Categorical(["median", "most_frequent"])}
}

# using this custom hyperparameter means that our Imputer components in these pipelines
# will only search through
# 'median' and 'most_frequent' strategies for 'numeric_impute_strategy'
automl_constrained = AutoMLSearch(
    X_train=X,
    y_train=y,
    problem_type="binary",
    search_parameters=search_parameters,
    verbose=True,
)
```

	Number of Features
Boolean	1
Categorical	6
Numeric	5

Number of training examples: 1000  
Targets  
False 85.90%  
True 14.10%  
Name: count, dtype: object  
AutoMLSearch will use mean CV score to rank pipelines.  
Using default limit of max\_batches=2.

A `skopt.space` Integer, Real, or Categorical will set the hyperparameter space explored during search. All other values will set the pipeline parameters directly. Setting pipeline parameters directly defines the initialization parameters that a pipeline starts with during the first batch of `AutoMLSearch`. the hyperparameter range then defines the space of possible new parameter values, which the tuner chooses.

Let's walk through some examples to explain this. For instance,

```
search_parameters = {'Imputer': {
    'numeric_impute_strategy': 'mean'
}}
```

then in the initial search, the algorithm would use mean as the impute strategy in batch 1. However, since `Imputer.numeric_impute_strategy` has a valid hyperparameter range, if the algorithm suggests a different strategy, it can and will change this value. To limit this to using mean only for the duration of the search, it is necessary to use the `skopt.space`:

```
search_parameters = {'Imputer': {
    'numeric_impute_strategy': Categorical(['mean'])
}}
```

However, if a value has no hyperparameter range associated, then the algorithm will use this value as the only parameter. For instance,

```
search_parameters = {'Label Encoder': {
    'positive_label': True
}}
```

Since `Label Encoder.positive_label` has no associated hyperparameter range, the algorithm will use this parameter for the entire duration of the search.

### 4.1.9 Imbalanced Data

The AutoML search algorithm now has functionality to handle imbalanced data during classification! `AutoMLSearch` now provides two additional parameters, `sampler_method` and `sampler_balanced_ratio`, that allow you to let `AutoMLSearch` know whether to sample imbalanced data, and how to do so. `sampler_method` takes in either `Undersampler`, `Oversampler`, `auto`, or `None` as the sampler to use, and `sampler_balanced_ratio` specifies the minority/majority ratio that you want to sample to. Details on the `Undersampler` and `Oversampler` components can be found in the [documentation](#).

This can be used for imbalanced datasets, like the fraud dataset, which has a ‘minority:majority’ ratio of < 0.2.

```
[25]: automl_auto = AutoMLSearch(
    X_train=X, y_train=y, problem_type="binary", automl_algorithm="iterative"
)
automl_auto.allowed_pipelines[-1]

[25]: pipeline = BinaryClassificationPipeline(component_graph={'Label Encoder': ['Label Encoder
→', 'X', 'y'], 'DateTime Featurizer': ['DateTime Featurizer', 'X', 'Label Encoder.y'],
→ 'Imputer': ['Imputer', 'DateTime Featurizer.x', 'Label Encoder.y'], 'One Hot Encoder': ['One Hot Encoder', 'Imputer.x', 'Label Encoder.y'], 'Oversampler': ['Oversampler',
→ 'One Hot Encoder.x', 'Label Encoder.y'], 'Extra Trees Classifier': ['Extra Trees
→ Classifier', 'Oversampler.x', 'Oversampler.y']}, parameters={'Label Encoder': {
→ 'positive_label': None}, 'DateTime Featurizer': {'features_to_extract': ['year', 'month
→', 'day_of_week', 'hour'], 'encode_as_categories': False, 'time_index': None}, 'Imputer
→': {'categorical_impute_strategy': 'most_frequent', 'numeric_impute_strategy': 'mean',
→ 'boolean_impute_strategy': 'most_frequent', 'categorical_fill_value': None, 'numeric_
→ fill_value': None, 'boolean_fill_value': None}, 'One Hot Encoder': {'top_n': 10,
→ 'features_to_encode': None, 'categories': None, 'drop': 'if_binary', 'handle_unknown':
→ 'ignore', 'handle_missing': 'error'}, 'Oversampler': {'sampling_ratio': 0.25, 'k_
→ neighbors_default': 5, 'n_jobs': -1, 'sampling_ratio_dict': None}, 'Extra Trees
→ Classifier': {'n_estimators': 100, 'max_features': 'sqrt', 'max_depth': 6, 'min_samples_
→ split': 2, 'min_weight_fraction_leaf': 0.0, 'n_jobs': -1}}, random_seed=0) (continues on next page)
```

(continued from previous page)

The Oversampler is chosen as the default sampling component here, since the `sampler_balanced_ratio = 0.25`. If you specified a lower ratio, for instance `sampler_balanced_ratio = 0.1`, then there would be no sampling component added here. This is because if a ratio of 0.1 would be considered balanced, then a ratio of 0.2 would also be balanced.

The Oversampler uses SMOTE under the hood, and automatically selects whether to use SMOTE, SMOTEN, or SMO-TENC based on the data it receives.

```
[26]: automl_auto_ratio = AutoMLSearch(
    X_train=X,
    y_train=y,
    problem_type="binary",
    sampler_balanced_ratio=0.1,
    automl_algorithm="iterative",
)
automl_auto_ratio.allowed_pipelines[-1]

[26]: pipeline = BinaryClassificationPipeline(component_graph={'Label Encoder': ['Label Encoder',
    'X', 'y'], 'DateTime Featurizer': ['DateTime Featurizer', 'X', 'Label Encoder.y'],
    'Imputer': ['Imputer', 'DateTime Featurizer.x', 'Label Encoder.y'], 'One Hot Encoder': ['One Hot Encoder',
    'Imputer.x', 'Label Encoder.y'], 'Extra Trees Classifier': ['Extra Trees Classifier', 'One Hot Encoder.x',
    'Label Encoder.y']}, parameters={'Label Encoder': {'positive_label': None}, 'DateTime Featurizer': {'features_to_extract': ['year',
    'month', 'day_of_week', 'hour'], 'encode_as_categories': False, 'time_index': None}, 'Imputer': {'categorical_impute_strategy': 'most_frequent', 'numeric_impute_strategy': 'mean',
    'boolean_impute_strategy': 'most_frequent', 'categorical_fill_value': None, 'numeric_fill_value': None, 'boolean_fill_value': None}, 'One Hot Encoder': {'top_n': 10, 'features_to_encode': None, 'categories': None, 'drop': 'if_binary', 'handle_unknown': 'ignore', 'handle_missing': 'error'}, 'Extra Trees Classifier': {'n_estimators': 100, 'max_features': 'sqrt', 'max_depth': 6, 'min_samples_split': 2, 'min_weight_fraction_leaf': 0.0, 'n_jobs': -1}}, random_seed=0)
```

Additionally, you can add more fine-grained sampling ratios by passing in a `sampling_ratio_dict` in pipeline parameters. For this dictionary, AutoMLSearch expects the keys to be int values from 0 to `n-1` for the classes, and the values would be the `sampler_balanced_ratio` associated with each target. This dictionary would override the AutoML argument `sampler_balanced_ratio`. Below, you can see the scenario for Oversampler component on this dataset. Note that the logic for Undersamplers is included in the commented section.

```
[27]: # In this case, the majority class is the negative class
# for the oversampler, we don't want to oversample this class, so class 0 (majority) will
    have a ratio of 1 to itself
# for the minority class 1, we want to oversample it to have a minority/majority ratio
    of 0.5, which means we want minority to have 1/2 the samples as the majority
sampler_ratio_dict = {0: 1, 1: 0.5}
search_parameters = {"Oversampler": {"sampler_balanced_ratio": sampler_ratio_dict}}
automl_auto_ratio_dict = AutoMLSearch(
    X_train=X,
    y_train=y,
    problem_type="binary",
    search_parameters=search_parameters,
    automl_algorithm="iterative",
)
```

(continues on next page)



(continued from previous page)

```

automl_auto_ratio_dict.allowed_pipelines[-1]

# Undersampler case
# we don't want to undersample this class, so class 1 (minority) will have a ratio of 1
# to itself
# for the majority class 0, we want to undersample it to have a minority/majority ratio
# of 0.5, which means we want majority to have 2x the samples as the minority
# sampler_ratio_dict = {0: 0.5, 1: 1}
# search_parameters = {"Oversampler": {"sampler_balanced_ratio": sampler_ratio_dict}}
# automl_auto_ratio_dict = AutoMLSearch(X_train=X, y_train=y, problem_type='binary',
# search_parameters=search_parameters)

```

```

[27]: pipeline = BinaryClassificationPipeline(component_graph={'Label Encoder': ['Label Encoder
# 'X', 'y'], 'DateTime Featurizer': ['DateTime Featurizer', 'X', 'Label Encoder.y'],
# 'Imputer': ['Imputer', 'DateTime Featurizer.x', 'Label Encoder.y'], 'One Hot Encoder':
# ['One Hot Encoder', 'Imputer.x', 'Label Encoder.y'], 'Oversampler': ['Oversampler',
# 'One Hot Encoder.x', 'Label Encoder.y'], 'Extra Trees Classifier': ['Extra Trees
# Classifier', 'Oversampler.x', 'Oversampler.y']}, parameters={'Label Encoder':{
# 'positive_label': None}, 'DateTime Featurizer':{'features_to_extract': ['year', 'month
# ', 'day_of_week', 'hour'], 'encode_as_categories': False, 'time_index': None}, 'Imputer
# ':{'categorical_impute_strategy': 'most_frequent', 'numeric_impute_strategy': 'mean',
# 'boolean_impute_strategy': 'most_frequent', 'categorical_fill_value': None, 'numeric_
# fill_value': None, 'boolean_fill_value': None}, 'One Hot Encoder':{'top_n': 10,
# 'features_to_encode': None, 'categories': None, 'drop': 'if_binary', 'handle_unknown':
# 'ignore', 'handle_missing': 'error'}, 'Oversampler':{'sampling_ratio': 0.25, 'k_
# neighbors_default': 5, 'n_jobs': -1, 'sampling_ratio_dict': None, 'sampler_balanced_
# ratio': {0: 1, 1: 0.5}}, 'Extra Trees Classifier':{'n_estimators': 100, 'max_features':
# 'sqrt', 'max_depth': 6, 'min_samples_split': 2, 'min_weight_fraction_leaf': 0.0, 'n_
# jobs': -1}}, random_seed=0)

```

#### 4.1.10 Adding ensemble methods to AutoML

##### Stacking

**Stacking** is an ensemble machine learning algorithm that involves training a model to best combine the predictions of several base learning algorithms. First, each base learning algorithms is trained using the given data. Then, the combining algorithm or meta-learner is trained on the predictions made by those base learning algorithms to make a final prediction.

AutoML enables stacking using the `ensembling` flag during initialization; this is set to `False` by default. How ensembling runs is defined by the AutoML algorithm you choose. In the `IterativeAlgorithm`, the stacking ensemble pipeline runs in its own batch after a whole cycle of training has occurred (each allowed pipeline trains for one batch). Note that this means **a large number of iterations may need to run before the stacking ensemble runs**. It is also important to note that **only the first CV fold is calculated for stacking ensembles** because the model internally uses CV folds. See below in the AutoML Algorithms section to see how ensembling is run for `DefaultAlgorithm`. Please do note that ensembling is currently unavailable for time series problems.

```

[28]: X, y = evalml.demos.load_breast_cancer()

automl_with_ensembling = AutoMLSearch(
    X_train=X,
    y_train=y,

```

(continues on next page)

(continued from previous page)

```

        problem_type="binary",
        allowed_model_families=[ModelFamily.LINEAR_MODEL],
        max_batches=4,
        ensembling=True,
        automl_algorithm="iterative",
        verbose=True,
    )
    automl_with_ensembling.search(interactive_plot=False)

```

```

        Number of Features
Numeric                30

```

Number of training examples: 569

Targets

benign 62.74%

malignant 37.26%

Name: count, dtype: object

AutoMLSearch will use mean CV score to rank pipelines.

Generating pipelines to search over...

Ensembling will run every 3 batches.

2 pipelines ready for search.

```

*****
* Beginning pipeline search *
*****

```

Optimizing for Log Loss Binary.  
Lower score is better.

Using SequentialEngine to train and score pipelines.  
Searching up to 4 batches for a total of 14 pipelines.  
Allowed model families: linear\_model, linear\_model

Evaluating Baseline Pipeline: Mode Baseline Binary Classification Pipeline

Mode Baseline Binary Classification Pipeline:

Starting cross validation

Finished cross validation - mean Log Loss Binary: 13.429

```

*****
* Evaluating Batch Number 1 *
*****

```

Elastic Net Classifier w/ Label Encoder + Imputer + Standard Scaler:

Starting cross validation

Finished cross validation - mean Log Loss Binary: 0.077

Logistic Regression Classifier w/ Label Encoder + Imputer + Standard Scaler:

Starting cross validation

Finished cross validation - mean Log Loss Binary: 0.077

```

*****
* Evaluating Batch Number 2 *
*****

```

(continues on next page)



(continued from previous page)

```

Logistic Regression Classifier w/ Label Encoder + Imputer + Standard Scaler:
    Starting cross validation
    Finished cross validation - mean Log Loss Binary: 0.090
Logistic Regression Classifier w/ Label Encoder + Imputer + Standard Scaler:
    Starting cross validation
    Finished cross validation - mean Log Loss Binary: 0.085
Logistic Regression Classifier w/ Label Encoder + Imputer + Standard Scaler:
    Starting cross validation
    Finished cross validation - mean Log Loss Binary: 0.081
Logistic Regression Classifier w/ Label Encoder + Imputer + Standard Scaler:
    Starting cross validation
    Finished cross validation - mean Log Loss Binary: 0.097
Logistic Regression Classifier w/ Label Encoder + Imputer + Standard Scaler:
    Starting cross validation
    Finished cross validation - mean Log Loss Binary: 0.093

```

```

*****
* Evaluating Batch Number 3 *
*****

```

```

Elastic Net Classifier w/ Label Encoder + Imputer + Standard Scaler:
    Starting cross validation
    Finished cross validation - mean Log Loss Binary: 0.075
Elastic Net Classifier w/ Label Encoder + Imputer + Standard Scaler:
    Starting cross validation
    Finished cross validation - mean Log Loss Binary: 0.076
Elastic Net Classifier w/ Label Encoder + Imputer + Standard Scaler:
    Starting cross validation
    Finished cross validation - mean Log Loss Binary: 0.075
Elastic Net Classifier w/ Label Encoder + Imputer + Standard Scaler:
    Starting cross validation
    Finished cross validation - mean Log Loss Binary: 0.079
Elastic Net Classifier w/ Label Encoder + Imputer + Standard Scaler:
    Starting cross validation
    Finished cross validation - mean Log Loss Binary: 0.075

```

```

*****
* Evaluating Batch Number 4 *
*****

```

```

Stacked Ensemble Classification Pipeline:
    Starting cross validation
    Finished cross validation - mean Log Loss Binary: 0.103

```

```

Search finished after 24.06 seconds
Best pipeline: Elastic Net Classifier w/ Label Encoder + Imputer + Standard Scaler
Best pipeline Log Loss Binary: 0.075391

```

Data type cannot be displayed: application/vnd.plotly.v1+json, text/html

```
[28]: {1: {'Elastic Net Classifier w/ Label Encoder + Imputer + Standard Scaler': 1.
      ↪ 8641672134399414,
      'Logistic Regression Classifier w/ Label Encoder + Imputer + Standard Scaler': 1.
      ↪ 7024455070495605,
      'Total time of batch': 3.773888349533081},
      2: {'Logistic Regression Classifier w/ Label Encoder + Imputer + Standard Scaler': 1.
      ↪ 7333955764770508,
      'Total time of batch': 9.351169347763062},
      3: {'Elastic Net Classifier w/ Label Encoder + Imputer + Standard Scaler': 1.
      ↪ 5714201927185059,
      'Total time of batch': 8.697384357452393},
      4: {'Stacked Ensemble Classification Pipeline': 1.4381318092346191,
      'Total time of batch': 1.5545933246612549}}
```

We can view more information about the stacking ensemble pipeline (which was the best performing pipeline) by calling `.describe()`.

```
[29]: automl_with_ensembling.best_pipeline.describe()
```

```
*****
* Elastic Net Classifier w/ Label Encoder + Imputer + Standard Scaler *
*****

Problem Type: binary
Model Family: Linear
Number of features: 30

Pipeline Steps
=====
1. Label Encoder
    * positive_label : None
2. Imputer
    * categorical_impute_strategy : most_frequent
    * numeric_impute_strategy : knn
    * boolean_impute_strategy : most_frequent
    * categorical_fill_value : None
    * numeric_fill_value : None
    * boolean_fill_value : None
3. Standard Scaler
4. Elastic Net Classifier
    * penalty : elasticnet
    * C : 8.474044870453413
    * l1_ratio : 0.6235636967859725
    * n_jobs : -1
    * multi_class : auto
    * solver : saga
```

### 4.1.11 AutoML Algorithms

EvalML currently has two algorithms available for users to choose from. Below, we will run through how each algorithm works and how to access them through `AutoMLSearch` as well as the top level search methods.

#### IterativeAlgorithm

`IterativeAlgorithm` is the first AutoML Algorithm created in EvalML and can be accessed with the `search_iterative` method or specifying `AutoMLSearch(automl_algorithm='iterative')`. The algorithm works as follows:

- Every batch (after the initial baseline model) contains pipelines of all available estimators for the specified problem type
- Pipelines contain preprocessing (imputing, encoding, etc.) needed for machine learning but no feature selection is applied
- Ensembling can be turned on by passing in the `ensembling=True` parameter and will be run after a whole cycle of training has occurred (each allowed pipeline trains for one batch)

```
[30]: import evalml
```

```
X, y = evalml.demos.load_fraud(n_rows=250)
```

```

                Number of Features
Boolean                1
Categorical            6
Numeric                5

Number of training examples: 250
Targets
False      88.40%
True       11.60%
Name: count, dtype: object
```

```
[31]: from evalml.automl import search_iterative
```

```

# top level search method will run `AutoMLSearch` with `IterativeAlgorithm` as well as
↳ apply our default data checks
auto_iterative, messages_iterative = search_iterative(X, y, problem_type="binary")
```

```
[32]: from evalml import AutoMLSearch
```

```

auto_iterative = AutoMLSearch(
    X_train=X,
    y_train=y,
    problem_type="binary",
    automl_algorithm="iterative",
    verbose=True,
)
auto_iterative.search(interactive_plot=False)
```

AutoMLSearch will use mean CV score to rank pipelines.  
 Removing columns ['currency', 'expiration\_date'] because they are of 'Unknown' type

(continues on next page)

(continued from previous page)

```
Generating pipelines to search over...
6 pipelines ready for search.
Using default limit of max_batches=1.
```

```
*****
* Beginning pipeline search *
*****
```

```
Optimizing for Log Loss Binary.
Lower score is better.
```

```
Using SequentialEngine to train and score pipelines.
Searching up to 1 batches for a total of None pipelines.
Allowed model families: linear_model, linear_model, xgboost, lightgbm, random_forest,
↳extra_trees
```

```
Evaluating Baseline Pipeline: Mode Baseline Binary Classification Pipeline
Mode Baseline Binary Classification Pipeline:
    Starting cross validation
    Finished cross validation - mean Log Loss Binary: 4.181
```

```
*****
* Evaluating Batch Number 1 *
*****
```

```
Elastic Net Classifier w/ Label Encoder + Drop Columns Transformer + DateTime Featurizer
↳+ Imputer + One Hot Encoder + Oversampler + Standard Scaler:
    Starting cross validation
    Finished cross validation - mean Log Loss Binary: 0.429
Logistic Regression Classifier w/ Label Encoder + Drop Columns Transformer + DateTime
↳Featurizer + Imputer + One Hot Encoder + Oversampler + Standard Scaler:
    Starting cross validation
    Finished cross validation - mean Log Loss Binary: 0.429
XGBoost Classifier w/ Label Encoder + Drop Columns Transformer + DateTime Featurizer +
↳Imputer + One Hot Encoder + Oversampler:
    Starting cross validation
    Finished cross validation - mean Log Loss Binary: 0.266
[LightGBM] [Info] Number of positive: 29, number of negative: 117
[LightGBM] [Warning] Auto-choosing row-wise multi-threading, the overhead of testing was
↳0.000070 seconds.
You can set `force_row_wise=true` to remove the overhead.
And if memory is not enough, you can set `force_col_wise=true`.
[LightGBM] [Info] Total Bins 228
[LightGBM] [Info] Number of data points in the train set: 146, number of used features:
↳12
[LightGBM] [Info] [binary:BoostFromScore]: pavg=0.198630 -> initscore=-1.394878
[LightGBM] [Info] Start training from score -1.394878
[LightGBM] [Warning] No further splits with positive gain, best gain: -inf
[LightGBM] [Warning] No further splits with positive gain, best gain: -inf
[LightGBM] [Warning] No further splits with positive gain, best gain: -inf
[LightGBM] [Warning] No further splits with positive gain, best gain: -inf
```

(continues on next page)

[illegible]

(continues on next page)

(continued from previous page)

```
[LightGBM] [Warning] No further splits with positive gain, best gain: -inf
[LightGBM] [Warning] No further splits with positive gain, best gain: -inf
[LightGBM] [Warning] No further splits with positive gain, best gain: -inf
[LightGBM] [Warning] No further splits with positive gain, best gain: -inf
[LightGBM] [Warning] No further splits with positive gain, best gain: -inf
[LightGBM] [Warning] No further splits with positive gain, best gain: -inf
[LightGBM] [Warning] No further splits with positive gain, best gain: -inf
[LightGBM] [Warning] No further splits with positive gain, best gain: -inf
[LightGBM] [Warning] No further splits with positive gain, best gain: -inf
[LightGBM] [Warning] No further splits with positive gain, best gain: -inf
[LightGBM] [Warning] No further splits with positive gain, best gain: -inf
[LightGBM] [Warning] No further splits with positive gain, best gain: -inf
[LightGBM] [Warning] No further splits with positive gain, best gain: -inf
[LightGBM] [Warning] No further splits with positive gain, best gain: -inf
[LightGBM] [Warning] No further splits with positive gain, best gain: -inf
[LightGBM] [Warning] No further splits with positive gain, best gain: -inf
[LightGBM] [Warning] No further splits with positive gain, best gain: -inf
[LightGBM] [Warning] No further splits with positive gain, best gain: -inf
[LightGBM] [Warning] No further splits with positive gain, best gain: -inf
[LightGBM] [Warning] No further splits with positive gain, best gain: -inf
[LightGBM] [Warning] No further splits with positive gain, best gain: -inf
[LightGBM] [Warning] No further splits with positive gain, best gain: -inf
[LightGBM] [Warning] No further splits with positive gain, best gain: -inf
[LightGBM] [Warning] No further splits with positive gain, best gain: -inf
[LightGBM] [Warning] No further splits with positive gain, best gain: -inf
[LightGBM] [Warning] No further splits with positive gain, best gain: -inf
[LightGBM] [Warning] No further splits with positive gain, best gain: -inf
[LightGBM] [Warning] No further splits with positive gain, best gain: -inf
[LightGBM] [Warning] No further splits with positive gain, best gain: -inf
[LightGBM] [Warning] No further splits with positive gain, best gain: -inf
[LightGBM] [Warning] No further splits with positive gain, best gain: -inf
[LightGBM] [Warning] No further splits with positive gain, best gain: -inf
[LightGBM] [Warning] No further splits with positive gain, best gain: -inf
[LightGBM] [Warning] No further splits with positive gain, best gain: -inf
[LightGBM] [Warning] No further splits with positive gain, best gain: -inf
[LightGBM] [Warning] No further splits with positive gain, best gain: -inf
[LightGBM] [Warning] No further splits with positive gain, best gain: -inf
[LightGBM] [Warning] No further splits with positive gain, best gain: -inf
[LightGBM] [Warning] No further splits with positive gain, best gain: -inf
[LightGBM] [Warning] No further splits with positive gain, best gain: -inf
[LightGBM] [Info] Number of positive: 29, number of negative: 117
[LightGBM] [Warning] Auto-choosing row-wise multi-threading, the overhead of testing was 0.000060 seconds.
```

You can set `force\_row\_wise=true` to remove the overhead.  
And if memory is not enough, you can set `force\_col\_wise=true`.

```
[LightGBM] [Info] Total Bins 225
[LightGBM] [Info] Number of data points in the train set: 146, number of used features:
```

12

(continues on next page)

[illegible]

(continued from previous page)

[illegible]

(continues on next page)



And if memory is not enough, you can set ``force_col_wise=true``.

```
[LightGBM] [Info] Number of data points in the train set: 147, number of used features: 12
```

```
[LightGBM] [Info] Start training from score -1.403389
```

```
[LightGBM] [Warning] No further splits with positive gain, best gain: -inf
```

```
[LightGBM] [Warning] No further splits with positive gain, best gain: -inf
```

```
[LightGBM] [Warning] No further splits with positive gain, best gain: -inf
```

```
[LightGBM] [Warning] No further splits with positive gain, best gain: -inf
```

```
[LightGBM] [Warning] No further splits with positive gain, best gain: -inf
```

```
[LightGBM] [Warning] No further splits with positive gain, best gain: -inf
```

```
[LightGBM] [Warning] No further splits with positive gain, best gain: -inf
```

```
[LightGBM] [Warning] No further splits with positive gain, best gain: -inf
```

```
[LightGBM] [Warning] No further splits with positive gain, best gain: -inf
```

```
[LightGBM] [Warning] No further splits with positive gain, best gain: -inf
```

```
[LightGBM] [Warning] No further splits with positive gain, best gain: -inf
```

```
[LightGBM] [Warning] No further splits with positive gain, best gain: -inf
```

```
[LightGBM] [Warning] No further splits with positive gain, best gain: -inf
```

```
[LightGBM] [Warning] No further splits with positive gain, best gain: -inf
```

```
[LightGBM] [Warning] No further splits with positive gain, best gain: -inf
```

```
[LightGBM] [Warning] No further splits with positive gain. best gain: -inf
```

```
[LightGBM] [Warning] No further splits with positive gain. best gain: -inf
```

```
[LightGBM] [Warning] No further splits with positive gain. best gain: -inf
```

```
[LightGBM] [Warning] No further splits with positive gain. best gain: -inf
```

```
[LightGBM] [Warning] No further splits with positive gain. best gain: -inf
```

```
[LightGBM] [Warning] No further splits with positive gain, best gain: -inf
```

```
[LightGBM] [Warning] No further splits with positive gain, best gain: -inf
```

```
[Eigensatz] [Warning] No further splits with positive gain, best gain: inf
```

109

(continued from previous page)

[illegible]

(continues on next page)

(continued from previous page)

```

[LightGBM] [Warning] No further splits with positive gain, best gain: -inf
[LightGBM] [Warning] No further splits with positive gain, best gain: -inf
[LightGBM] [Warning] No further splits with positive gain, best gain: -inf
LightGBM Classifier w/ Label Encoder + Drop Columns Transformer + DateTime Featurizer +
↳ Imputer + One Hot Encoder + Oversampler:
    Starting cross validation
    Finished cross validation - mean Log Loss Binary: 0.325
Random Forest Classifier w/ Label Encoder + Drop Columns Transformer + DateTime
↳ Featurizer + Imputer + One Hot Encoder + Oversampler:
    Starting cross validation
    Finished cross validation - mean Log Loss Binary: 0.287
Extra Trees Classifier w/ Label Encoder + Drop Columns Transformer + DateTime Featurizer
↳ + Imputer + One Hot Encoder + Oversampler:
    Starting cross validation
    Finished cross validation - mean Log Loss Binary: 0.347

Search finished after 20.13 seconds
Best pipeline: XGBoost Classifier w/ Label Encoder + Drop Columns Transformer + DateTime
↳ Featurizer + Imputer + One Hot Encoder + Oversampler
Best pipeline Log Loss Binary: 0.266464

```

Data type cannot be displayed: application/vnd.plotly.v1+json, text/html

```

[32]: {1: {'Elastic Net Classifier w/ Label Encoder + Drop Columns Transformer + DateTime
↳ Featurizer + Imputer + One Hot Encoder + Oversampler + Standard Scaler': 3.
↳ 2557361125946045,
    'Logistic Regression Classifier w/ Label Encoder + Drop Columns Transformer + DateTime
↳ Featurizer + Imputer + One Hot Encoder + Oversampler + Standard Scaler': 3.
↳ 26985764503479,
    'XGBoost Classifier w/ Label Encoder + Drop Columns Transformer + DateTime Featurizer
↳ + Imputer + One Hot Encoder + Oversampler': 2.9038548469543457,
    'LightGBM Classifier w/ Label Encoder + Drop Columns Transformer + DateTime Featurizer
↳ + Imputer + One Hot Encoder + Oversampler': 2.5743372440338135,
    'Random Forest Classifier w/ Label Encoder + Drop Columns Transformer + DateTime
↳ Featurizer + Imputer + One Hot Encoder + Oversampler': 3.1811819076538086,
    'Extra Trees Classifier w/ Label Encoder + Drop Columns Transformer + DateTime
↳ Featurizer + Imputer + One Hot Encoder + Oversampler': 3.7666285037994385,
    'Total time of batch': 19.56266450881958}}

```

## DefaultAlgorithm

DefaultAlgorithm was designed to do three main things:

1. Abstract out more parameters and decisions from the user.
2. Perform deeper tuning for high performing pipelines.
3. Create a platform to introduce feature selection as well as other potential techniques/heuristics for AutoML.

DefaultAlgorithm does this by creating the concept of two modes: `fast` and `long`, where `fast` is a subset of `long`. The algorithm runs as follows:

1. Run naive pipelines:

- a. a linear model with the default preprocessing pipeline
    - b. a random forest pipeline with the default preprocessing pipeline
  2. Run the same pipelines, this time with feature selection. Subsequent pipelines will use the selected features with a `SelectedColumns` transformer.
  3. Run all pipelines with preprocessing components:
    - a. scan rest of estimators (`IterativeAlgorithm` batch 1).
  4. First ensembling run
- Fast mode ends here. Begin long mode.
6. Run top 3 estimators:
    - a. Generate 50 random parameter sets. Run all 150 in one batch
  7. Second ensembling run
  8. Repeat 8a and 8b indefinitely until the specified time in `AutoMLSearch` is met:
    - a. For each of the previous top 3 estimators, sample 10 parameters from the tuner. Run all 30 in one batch
    - b. Run ensembling

To this end, it is recommended to use the top level `search()` method to run `DefaultAlgorithm`. This allows users to specify running search with just the `mode` parameter, where `fast` is recommended for users who want a fast scan at how EvalML pipelines will perform on their problem and where `long` is reserved for a deeper dive into high performing pipelines. If one needs finer control over AutoML parameters, one can also specify `automl_algorithm='default'` using `AutoMLSearch` and it will default to using `fast` mode. However, in this case ensembling will be defined by the `ensembling` flag (if `ensembling=False` the abovementioned ensembling batches will be skipped). Users are welcome to select `max_batches` according to the algorithm above (or other stopping criteria) but should be aware that results may not be optimal if the algorithm does not run for the full length of `fast` mode.

```
[33]: from evalml.automl import search
```

```
# top level search method will run `AutoMLSearch` with `IterativeAlgorithm` as well as
↳ apply our default data checks
```

```
auto_default, messages_default = search(X, y, problem_type="binary", mode="fast")
```

```
[LightGBM] [Info] Number of positive: 29, number of negative: 117
```

```
[LightGBM] [Warning] Auto-choosing row-wise multi-threading, the overhead of testing was
↳ 0.000056 seconds.
```

```
You can set `force_row_wise=True` to remove the overhead.
```

```
And if memory is not enough, you can set `force_col_wise=True`.
```

```
[LightGBM] [Info] Total Bins 228
```

```
[LightGBM] [Info] Number of data points in the train set: 146, number of used features:
↳ 12
```

```
[LightGBM] [Info] [binary:BoostFromScore]: pavg=0.198630 -> initscore=-1.394878
```

```
[LightGBM] [Info] Start training from score -1.394878
```

```
[LightGBM] [Warning] No further splits with positive gain, best gain: -inf
```

```
[LightGBM] [Warning] No further splits with positive gain, best gain: -inf
```

```
[LightGBM] [Warning] No further splits with positive gain, best gain: -inf
```

```
[LightGBM] [Warning] No further splits with positive gain, best gain: -inf
```

```
[LightGBM] [Warning] No further splits with positive gain, best gain: -inf
```

```
[LightGBM] [Warning] No further splits with positive gain, best gain: -inf
```

```
[LightGBM] [Warning] No further splits with positive gain, best gain: -inf
```

```
[LightGBM] [Warning] No further splits with positive gain, best gain: -inf
```

(continues on next page)

[illegible]

(continues on next page)

(continued from previous page)

```
[LightGBM] [Warning] No further splits with positive gain, best gain: -inf
[LightGBM] [Warning] No further splits with positive gain, best gain: -inf
[LightGBM] [Warning] No further splits with positive gain, best gain: -inf
[LightGBM] [Warning] No further splits with positive gain, best gain: -inf
[LightGBM] [Warning] No further splits with positive gain, best gain: -inf
[LightGBM] [Warning] No further splits with positive gain, best gain: -inf
[LightGBM] [Warning] No further splits with positive gain, best gain: -inf
[LightGBM] [Warning] No further splits with positive gain, best gain: -inf
[LightGBM] [Warning] No further splits with positive gain, best gain: -inf
[LightGBM] [Warning] No further splits with positive gain, best gain: -inf
[LightGBM] [Warning] No further splits with positive gain, best gain: -inf
[LightGBM] [Warning] No further splits with positive gain, best gain: -inf
[LightGBM] [Warning] No further splits with positive gain, best gain: -inf
[LightGBM] [Warning] No further splits with positive gain, best gain: -inf
[LightGBM] [Warning] No further splits with positive gain, best gain: -inf
[LightGBM] [Warning] No further splits with positive gain, best gain: -inf
[LightGBM] [Warning] No further splits with positive gain, best gain: -inf
[LightGBM] [Warning] No further splits with positive gain, best gain: -inf
[LightGBM] [Warning] No further splits with positive gain, best gain: -inf
[LightGBM] [Warning] No further splits with positive gain, best gain: -inf
[LightGBM] [Warning] No further splits with positive gain, best gain: -inf
[LightGBM] [Warning] No further splits with positive gain, best gain: -inf
[LightGBM] [Warning] No further splits with positive gain, best gain: -inf
[LightGBM] [Warning] No further splits with positive gain, best gain: -inf
[LightGBM] [Warning] No further splits with positive gain, best gain: -inf
[LightGBM] [Warning] No further splits with positive gain, best gain: -inf
[LightGBM] [Warning] No further splits with positive gain, best gain: -inf
[LightGBM] [Warning] No further splits with positive gain, best gain: -inf
[LightGBM] [Warning] No further splits with positive gain, best gain: -inf
[LightGBM] [Warning] No further splits with positive gain, best gain: -inf
[LightGBM] [Warning] No further splits with positive gain, best gain: -inf
[LightGBM] [Warning] No further splits with positive gain, best gain: -inf
[LightGBM] [Warning] No further splits with positive gain, best gain: -inf
[LightGBM] [Warning] No further splits with positive gain, best gain: -inf
[LightGBM] [Warning] No further splits with positive gain, best gain: -inf
[LightGBM] [Warning] No further splits with positive gain, best gain: -inf
[LightGBM] [Warning] No further splits with positive gain, best gain: -inf
[LightGBM] [Warning] No further splits with positive gain, best gain: -inf
[LightGBM] [Warning] No further splits with positive gain, best gain: -inf
[LightGBM] [Warning] No further splits with positive gain, best gain: -inf
[LightGBM] [Warning] No further splits with positive gain, best gain: -inf
[LightGBM] [Warning] No further splits with positive gain, best gain: -inf
[LightGBM] [Warning] No further splits with positive gain, best gain: -inf
[LightGBM] [Info] Number of positive: 29, number of negative: 117
[LightGBM] [Warning] Auto-choosing row-wise multi-threading, the overhead of testing was.
↳0.000063 seconds.
You can set `force_row_wise=true` to remove the overhead.
And if memory is not enough, you can set `force_col_wise=true`.
[LightGBM] [Info] Total Bins 225
[LightGBM] [Info] Number of data points in the train set: 146, number of used features:
↳12
[LightGBM] [Info] [binary:BoostFromScore]: pavg=0.198630 -> initscore=-1.394878
[LightGBM] [Info] Start training from score -1.394878
[LightGBM] [Warning] No further splits with positive gain, best gain: -inf
[LightGBM] [Warning] No further splits with positive gain, best gain: -inf
```

(continues on next page)

[illegible]

(continues on next page)



(continued from previous page)

[illegible]

(continues on next page)





(continued from previous page)

[illegible]

(continues on next page)



(continued from previous page)

[illegible]

(continues on next page)

(continued from previous page)

```
[LightGBM] [Warning] No further splits with positive gain, best gain: -inf
[LightGBM] [Warning] No further splits with positive gain, best gain: -inf
[LightGBM] [Warning] No further splits with positive gain, best gain: -inf
[LightGBM] [Warning] No further splits with positive gain, best gain: -inf
[LightGBM] [Warning] No further splits with positive gain, best gain: -inf
[LightGBM] [Warning] No further splits with positive gain, best gain: -inf
```

[34]: `from evalml import AutoMLSearch`

```
auto_default = AutoMLSearch(
    X_train=X,
    y_train=y,
    problem_type="binary",
    automl_algorithm="default",
    ensembling=True,
    verbose=True,
)
auto_default.search(interactive_plot=False)
```

AutoMLSearch will use mean CV score to rank pipelines.  
 Removing columns ['currency', 'expiration\_date'] because they are of 'Unknown' type  
 Using default limit of max\_batches=3.

```
*****
* Beginning pipeline search *
*****
```

Optimizing for Log Loss Binary.  
 Lower score is better.

Using SequentialEngine to train and score pipelines.  
 Searching up to 3 batches for a total of None pipelines.  
 Allowed model families:

```
Evaluating Baseline Pipeline: Mode Baseline Binary Classification Pipeline
Mode Baseline Binary Classification Pipeline:
  Starting cross validation
  Finished cross validation - mean Log Loss Binary: 4.181
```

```
*****
* Evaluating Batch Number 1 *
*****
```

```
Random Forest Classifier w/ Label Encoder + Drop Columns Transformer + DateTime_
↳Featurizer + Imputer + One Hot Encoder + Oversampler + RF Classifier Select From Model:
  Starting cross validation
  Finished cross validation - mean Log Loss Binary: 0.282
```

```
*****
* Evaluating Batch Number 2 *
*****
```

(continues on next page)

(continued from previous page)

[illegible]

(continues on next page)

[illegible]

(continues on next page)



(continued from previous page)

[illegible]

(continues on next page)



[illegible]

(continues on next page)

(continued from previous page)

[illegible]

(continues on next page)

[illegible]

(continues on next page)

(continued from previous page)

```

[LightGBM] [Warning] No further splits with positive gain, best gain: -inf
[LightGBM] [Warning] No further splits with positive gain, best gain: -inf
[LightGBM] [Warning] No further splits with positive gain, best gain: -inf
[LightGBM] [Warning] No further splits with positive gain, best gain: -inf
[LightGBM] [Warning] No further splits with positive gain, best gain: -inf
[LightGBM] [Warning] No further splits with positive gain, best gain: -inf
[LightGBM] [Warning] No further splits with positive gain, best gain: -inf
[LightGBM] [Warning] No further splits with positive gain, best gain: -inf
[LightGBM] [Warning] No further splits with positive gain, best gain: -inf
[LightGBM] [Warning] No further splits with positive gain, best gain: -inf
[LightGBM] [Warning] No further splits with positive gain, best gain: -inf
[LightGBM] [Warning] No further splits with positive gain, best gain: -inf
[LightGBM] [Warning] No further splits with positive gain, best gain: -inf
[LightGBM] [Warning] No further splits with positive gain, best gain: -inf
[LightGBM] [Warning] No further splits with positive gain, best gain: -inf
[LightGBM] [Warning] No further splits with positive gain, best gain: -inf
[LightGBM] [Warning] No further splits with positive gain, best gain: -inf
LightGBM Classifier w/ Label Encoder + Select Columns By Type Transformer + Label
↳ Encoder + Drop Columns Transformer + DateTime Featurizer + Imputer + Select Columns
↳ Transformer + Select Columns Transformer + Label Encoder + Imputer + One Hot Encoder +
↳ Oversampler:
    Starting cross validation
    Finished cross validation - mean Log Loss Binary: 0.325
Extra Trees Classifier w/ Label Encoder + Select Columns By Type Transformer + Label
↳ Encoder + Drop Columns Transformer + DateTime Featurizer + Imputer + Select Columns
↳ Transformer + Select Columns Transformer + Label Encoder + Imputer + One Hot Encoder +
↳ Oversampler:
    Starting cross validation
    Finished cross validation - mean Log Loss Binary: 0.348
Elastic Net Classifier w/ Label Encoder + Select Columns By Type Transformer + Label
↳ Encoder + Drop Columns Transformer + DateTime Featurizer + Imputer + Standard Scaler +
↳ Select Columns Transformer + Select Columns Transformer + Label Encoder + Imputer +
↳ One Hot Encoder + Standard Scaler + Oversampler:
    Starting cross validation
    Finished cross validation - mean Log Loss Binary: 0.422
XGBoost Classifier w/ Label Encoder + Select Columns By Type Transformer + Label Encoder
↳ + Drop Columns Transformer + DateTime Featurizer + Imputer + Select Columns
↳ Transformer + Select Columns Transformer + Label Encoder + Imputer + One Hot Encoder +
↳ Oversampler:
    Starting cross validation
    Finished cross validation - mean Log Loss Binary: 0.266
Logistic Regression Classifier w/ Label Encoder + Select Columns By Type Transformer +
↳ Label Encoder + Drop Columns Transformer + DateTime Featurizer + Imputer + Standard
↳ Scaler + Select Columns Transformer + Select Columns Transformer + Label Encoder +
↳ Imputer + One Hot Encoder + Standard Scaler + Oversampler:
    Starting cross validation
    Finished cross validation - mean Log Loss Binary: 0.422

*****
* Evaluating Batch Number 3 *

```

(continues on next page)

(continued from previous page)

\*\*\*\*\*

Stacked Ensemble Classification Pipeline:

Starting cross validation

Finished cross validation - mean Log Loss Binary: 0.238

Search finished after 33.63 seconds

[LightGBM] [Info] Number of positive: 44, number of negative: 177

[LightGBM] [Warning] Auto-choosing col-wise multi-threading, the overhead of testing was.  
→ 0.000070 seconds.

You can set `force\_col\_wise=true` to remove the overhead.

[LightGBM] [Info] Total Bins 296

[LightGBM] [Info] Number of data points in the train set: 221, number of used features:.  
→ 18

[LightGBM] [Info] [binary:BoostFromScore]: pavg=0.199095 -&gt; initscore=-1.391960

[LightGBM] [Info] Start training from score -1.391960

[LightGBM] [Warning] No further splits with positive gain, best gain: -inf

[LightGBM] [Warning] No further splits with positive gain, best gain: -inf

[LightGBM] [Warning] No further splits with positive gain, best gain: -inf

[LightGBM] [Warning] No further splits with positive gain, best gain: -inf

[LightGBM] [Warning] No further splits with positive gain, best gain: -inf

[LightGBM] [Warning] No further splits with positive gain, best gain: -inf

[LightGBM] [Warning] No further splits with positive gain, best gain: -inf

[LightGBM] [Warning] No further splits with positive gain, best gain: -inf

[LightGBM] [Warning] No further splits with positive gain, best gain: -inf

[LightGBM] [Warning] No further splits with positive gain, best gain: -inf

[LightGBM] [Warning] No further splits with positive gain, best gain: -inf

[LightGBM] [Warning] No further splits with positive gain, best gain: -inf

[LightGBM] [Warning] No further splits with positive gain, best gain: -inf

[LightGBM] [Warning] No further splits with positive gain, best gain: -inf

[LightGBM] [Warning] No further splits with positive gain, best gain: -inf

[LightGBM] [Warning] No further splits with positive gain, best gain: -inf

[LightGBM] [Warning] No further splits with positive gain, best gain: -inf

[LightGBM] [Warning] No further splits with positive gain, best gain: -inf

[LightGBM] [Warning] No further splits with positive gain, best gain: -inf

[LightGBM] [Warning] No further splits with positive gain, best gain: -inf

[LightGBM] [Warning] No further splits with positive gain, best gain: -inf

[LightGBM] [Warning] No further splits with positive gain, best gain: -inf

[LightGBM] [Warning] No further splits with positive gain, best gain: -inf

[LightGBM] [Warning] No further splits with positive gain, best gain: -inf

[LightGBM] [Warning] No further splits with positive gain, best gain: -inf

[LightGBM] [Warning] No further splits with positive gain, best gain: -inf

[LightGBM] [Warning] No further splits with positive gain, best gain: -inf

[LightGBM] [Warning] No further splits with positive gain, best gain: -inf

[LightGBM] [Warning] No further splits with positive gain, best gain: -inf

[LightGBM] [Warning] No further splits with positive gain, best gain: -inf

[LightGBM] [Warning] No further splits with positive gain, best gain: -inf

[LightGBM] [Warning] No further splits with positive gain, best gain: -inf

[LightGBM] [Warning] No further splits with positive gain, best gain: -inf

[LightGBM] [Warning] No further splits with positive gain, best gain: -inf

[LightGBM] [Warning] No further splits with positive gain, best gain: -inf

[LightGBM] [Warning] No further splits with positive gain, best gain: -inf

[LightGBM] [Warning] No further splits with positive gain, best gain: -inf

(continues on next page)

(continued from previous page)

[illegible]

(continues on next page)

(continued from previous page)

```
[LightGBM] [Warning] No further splits with positive gain, best gain: -inf
[LightGBM] [Warning] No further splits with positive gain, best gain: -inf
[LightGBM] [Warning] No further splits with positive gain, best gain: -inf
[LightGBM] [Warning] No further splits with positive gain, best gain: -inf
[LightGBM] [Warning] No further splits with positive gain, best gain: -inf
[LightGBM] [Warning] No further splits with positive gain, best gain: -inf
[LightGBM] [Warning] No further splits with positive gain, best gain: -inf
[LightGBM] [Warning] No further splits with positive gain, best gain: -inf
[LightGBM] [Warning] No further splits with positive gain, best gain: -inf
[LightGBM] [Warning] No further splits with positive gain, best gain: -inf
[LightGBM] [Warning] No further splits with positive gain, best gain: -inf
Best pipeline: Stacked Ensemble Classification Pipeline
Best pipeline Log Loss Binary: 0.238485
```

Data type cannot be displayed: application/vnd.plotly.v1+json, text/html

```
[34]: {1: {'Random Forest Classifier w/ Label Encoder + Drop Columns Transformer + DateTime_
↳Featurizer + Imputer + One Hot Encoder + Oversampler + RF Classifier Select From Model
↳': 4.301128625869751,
  'Total time of batch': 4.428945779800415},
  2: {'LightGBM Classifier w/ Label Encoder + Select Columns By Type Transformer + Label_
↳Encoder + Drop Columns Transformer + DateTime Featurizer + Imputer + Select Columns_
↳Transformer + Select Columns Transformer + Label Encoder + Imputer + One Hot Encoder +_
↳Oversampler': 2.7800636291503906,
  'Extra Trees Classifier w/ Label Encoder + Select Columns By Type Transformer + Label_
↳Encoder + Drop Columns Transformer + DateTime Featurizer + Imputer + Select Columns_
↳Transformer + Select Columns Transformer + Label Encoder + Imputer + One Hot Encoder +_
↳Oversampler': 3.977959632873535,
  'Elastic Net Classifier w/ Label Encoder + Select Columns By Type Transformer + Label_
↳Encoder + Drop Columns Transformer + DateTime Featurizer + Imputer + Standard Scaler +_
↳Select Columns Transformer + Select Columns Transformer + Label Encoder + Imputer +_
↳One Hot Encoder + Standard Scaler + Oversampler': 3.6174211502075195,
  'XGBoost Classifier w/ Label Encoder + Select Columns By Type Transformer + Label_
↳Encoder + Drop Columns Transformer + DateTime Featurizer + Imputer + Select Columns_
↳Transformer + Select Columns Transformer + Label Encoder + Imputer + One Hot Encoder +_
↳Oversampler': 3.087495803833008,
  'Logistic Regression Classifier w/ Label Encoder + Select Columns By Type Transformer_
↳+ Label Encoder + Drop Columns Transformer + DateTime Featurizer + Imputer + Standard_
↳Scaler + Select Columns Transformer + Select Columns Transformer + Label Encoder +_
↳Imputer + One Hot Encoder + Standard Scaler + Oversampler': 3.5332393646240234,
  'Total time of batch': 17.796427249908447},
  3: {'Stacked Ensemble Classification Pipeline': 10.682483434677124,
  'Total time of batch': 10.832971572875977}}
```



### 4.1.12 Pipeline differences

Through the search output above, we can see how pipelines differ between `IterativeAlgorithm` and `DefaultAlgorithm`. This is because `DefaultAlgorithm` utilizes new components such as `RFRegressorSelectFromModel` and other column selectors for feature selection as well as a new pipeline structure to handle feature selection for categorical and non-categorical features.

```
[35]: auto_iterative.get_pipeline(4).graph()
```

```
[35]:
```

```
[36]: auto_default.get_pipeline(6).graph()
```

```
[36]:
```

### 4.1.13 Access raw results

The `AutoMLSearch` class records detailed results information under the `results` field, including information about the cross-validation scoring and parameters.

```
[37]: import pprint
```

```
pp = pprint.PrettyPrinter(indent=0, width=100, depth=3, compact=True, sort_dicts=False)
```

```
pp.pprint(automl.results)
```

```
{'pipeline_results': {0: {'id': 0,
                           'pipeline_name': 'Mode Baseline Binary Classification Pipeline',
                           'pipeline_class': <class 'evalml.pipelines.binary_classification_
↳ pipeline.BinaryClassificationPipeline'>,
                           'pipeline_summary': 'Baseline Classifier w/ Label Encoder',
                           'parameters': {...},
                           'mean_cv_score': 4.921248270190403,
                           'standard_deviation_cv_score': 0.11291020093698304,
                           'high_variance_cv': False,
                           'training_time': 0.7451250553131104,
                           'cv_data': [...],
                           'percent_better_than_baseline_all_objectives': {...},
                           'percent_better_than_baseline': 0,
                           'ranking_score': 4.990659700031606,
                           'ranking_additional_objectives': {...},
                           'holdout_score': 4.990659700031606},
  1: {'id': 1,
      'pipeline_name': 'Random Forest Classifier w/ Label Encoder +
↳ Drop Columns '
                           'Transformer + DateTime Featurizer + Imputer +
↳ One Hot '
                           'Encoder + Oversampler + RF Classifier Select
↳ From Model',
      'pipeline_class': <class 'evalml.pipelines.binary_classification_
↳ pipeline.BinaryClassificationPipeline'>,
      'pipeline_summary': 'Random Forest Classifier w/ Label Encoder +
↳ Drop '
                           'Columns Transformer + DateTime Featurizer +
↳ Imputer + '

```

(continues on next page)



(continued from previous page)

```

    'One Hot Encoder + Oversampler + RF
Classifier Select '
    'From Model',
    'parameters': {...},
    'mean_cv_score': 0.25438195931603735,
    'standard_deviation_cv_score': 0.045124093951054996,
    'high_variance_cv': False,
    'training_time': 6.419811964035034,
    'cv_data': [...],
    'percent_better_than_baseline_all_objectives': {...},
    'percent_better_than_baseline': 94.83094643168255,
    'ranking_score': 0.21914451718965428,
    'ranking_additional_objectives': {...},
    'holdout_score': 0.21914451718965428},
2: {'id': 2,
    'pipeline_name': 'LightGBM Classifier w/ Label Encoder + Select
Columns By '
    'Type Transformer + Label Encoder + Drop Columns
'
    'Transformer + DateTime Featurizer + Imputer +
Select '
    'Columns Transformer + Select Columns
Transformer + Label '
    'Encoder + Imputer + One Hot Encoder +
Oversampler',
    'pipeline_class': <class 'evalml.pipelines.binary_classification_
pipeline.BinaryClassificationPipeline'>,
    'pipeline_summary': 'LightGBM Classifier w/ Label Encoder +
Select Columns '
    'By Type Transformer + Label Encoder + Drop
Columns '
    'Transformer + DateTime Featurizer + Imputer
+ Select '
    'Columns Transformer + Select Columns
Transformer + '
    'Label Encoder + Imputer + One Hot Encoder + '
    'Oversampler',
    'parameters': {...},
    'mean_cv_score': 0.2999710030621828,
    'standard_deviation_cv_score': 0.2061756997312182,
    'high_variance_cv': False,
    'training_time': 3.912287473678589,
    'cv_data': [...],
    'percent_better_than_baseline_all_objectives': {...},
    'percent_better_than_baseline': 93.90457488440069,
    'ranking_score': 0.1609546813582899,
    'ranking_additional_objectives': {...},
    'holdout_score': 0.1609546813582899},
3: {'id': 3,
    'pipeline_name': 'Extra Trees Classifier w/ Label Encoder +
Select Columns '
    'By Type Transformer + Label Encoder + Drop
Columns '

```

(continues on next page)

(continued from previous page)

```

Transformer + DateTime Featurizer + Imputer +
Select '
Columns Transformer + Select Columns
Transformer + Label '
Encoder + Imputer + One Hot Encoder +
Oversampler',
'pipeline_class': <class 'evalml.pipelines.binary_classification_
pipeline.BinaryClassificationPipeline'>,
'pipeline_summary': 'Extra Trees Classifier w/ Label Encoder +
Select '
Columns By Type Transformer + Label Encoder
+ Drop '
Columns Transformer + DateTime Featurizer +
Imputer + '
Select Columns Transformer + Select Columns '
Transformer + Label Encoder + Imputer + One
Hot '
Encoder + Oversampler',
'parameters': {...},
'mean_cv_score': 0.36134054274378125,
'standard_deviation_cv_score': 0.021758185101253727,
'high_variance_cv': False,
'training_time': 5.8430211544036865,
'cv_data': [...],
'percent_better_than_baseline_all_objectives': {...},
'percent_better_than_baseline': 92.65754290567824,
'ranking_score': 0.3484078428021002,
'ranking_additional_objectives': {...},
'holdout_score': 0.3484078428021002},
4: {'id': 4,
'pipeline_name': 'Elastic Net Classifier w/ Label Encoder +
Select Columns '
By Type Transformer + Label Encoder + Drop
Columns '
Transformer + DateTime Featurizer + Imputer +
Standard '
Scaler + Select Columns Transformer + Select
Columns '
Transformer + Label Encoder + Imputer + One Hot
Encoder + '
Standard Scaler + Oversampler',
'pipeline_class': <class 'evalml.pipelines.binary_classification_
pipeline.BinaryClassificationPipeline'>,
'pipeline_summary': 'Elastic Net Classifier w/ Label Encoder +
Select '
Columns By Type Transformer + Label Encoder
+ Drop '
Columns Transformer + DateTime Featurizer +
Imputer + '
Standard Scaler + Select Columns Transformer
+ Select '
Columns Transformer + Label Encoder +
Imputer + One '

```

(continues on next page)

(continued from previous page)

```

        'Hot Encoder + Standard Scaler + Oversampler',
        'parameters': {...},
        'mean_cv_score': 0.37472485974788244,
        'standard_deviation_cv_score': 0.050026569255638,
        'high_variance_cv': False,
        'training_time': 5.251521110534668,
        'cv_data': [...],
        'percent_better_than_baseline_all_objectives': {...},
        'percent_better_than_baseline': 92.38557294461829,
        'ranking_score': 0.4003754206567058,
        'ranking_additional_objectives': {...},
        'holdout_score': 0.4003754206567058},
5: {'id': 5,
    'pipeline_name': 'XGBoost Classifier w/ Label Encoder + Select
↳Columns By '
                                'Type Transformer + Label Encoder + Drop Columns
↳'
                                'Transformer + DateTime Featurizer + Imputer +
↳Select '
                                'Columns Transformer + Select Columns
↳Transformer + Label '
                                'Encoder + Imputer + One Hot Encoder +
↳Oversampler',
    'pipeline_class': <class 'evalml.pipelines.binary_classification_
↳pipeline.BinaryClassificationPipeline'>,
    'pipeline_summary': 'XGBoost Classifier w/ Label Encoder + Select
↳Columns '
                                'By Type Transformer + Label Encoder + Drop
↳Columns '
                                'Transformer + DateTime Featurizer + Imputer
↳+ Select '
                                'Columns Transformer + Select Columns
↳Transformer + '
                                'Label Encoder + Imputer + One Hot Encoder + '
                                'Oversampler',
    'parameters': {...},
    'mean_cv_score': 0.2569503163235051,
    'standard_deviation_cv_score': 0.13717967037488366,
    'high_variance_cv': False,
    'training_time': 4.7311789989471436,
    'cv_data': [...],
    'percent_better_than_baseline_all_objectives': {...},
    'percent_better_than_baseline': 94.77875729456821,
    'ranking_score': 0.14241700777377544,
    'ranking_additional_objectives': {...},
    'holdout_score': 0.14241700777377544},
6: {'id': 6,
    'pipeline_name': 'Logistic Regression Classifier w/ Label Encoder
↳+ Select '
                                'Columns By Type Transformer + Label Encoder +
↳Drop '
                                'Columns Transformer + DateTime Featurizer +
↳Imputer + '

```

(continues on next page)

(continued from previous page)

```

↪Select '                                'Standard Scaler + Select Columns Transformer +
↪One Hot '                               'Columns Transformer + Label Encoder + Imputer +
                                           'Encoder + Standard Scaler + Oversampler',
                                           'pipeline_class': <class 'evalml.pipelines.binary_classification_
↪pipeline.BinaryClassificationPipeline>,
                                           'pipeline_summary': 'Logistic Regression Classifier w/ Label
↪Encoder + '                               'Select Columns By Type Transformer + Label
↪Encoder + '                               'Drop Columns Transformer + DateTime
↪Featurizer + '                           'Imputer + Standard Scaler + Select Columns
↪Transformer '                             '+ Select Columns Transformer + Label Encoder
↪+ Imputer '                               '+ One Hot Encoder + Standard Scaler +
↪Oversampler',
                                           'parameters': {...},
                                           'mean_cv_score': 0.3743635904964204,
                                           'standard_deviation_cv_score': 0.04992524856036527,
                                           'high_variance_cv': False,
                                           'training_time': 7.289745569229126,
                                           'cv_data': [...],
                                           'percent_better_than_baseline_all_objectives': {...},
                                           'percent_better_than_baseline': 92.39291395307035,
                                           'ranking_score': 0.40158056138768455,
                                           'ranking_additional_objectives': {...},
                                           'holdout_score': 0.40158056138768455}},
'search_order': [0, 1, 2, 3, 4, 5, 6]}

```

If there are errors, such as with the Iterative Algorithm example above, we can examine these closer by accessing the `errors` field. There is one dictionary entry per pipeline fold that failed, and each entry contains the pipeline parameters with the error that was thrown and its full traceback.

```
[38]: auto_iterative.errors
```

```
[38]: {}
```

#### 4.1.14 Parallel AutoML

By default, all pipelines in an AutoML batch are evaluated in series. Pipelines can be evaluated in parallel to improve performance during AutoML search. This is accomplished by a futures style submission and evaluation of pipelines in a batch. As of this writing, the pipelines use a threaded model for concurrent evaluation. This is similar to the currently implemented `n_jobs` parameter in the estimators, which uses increased numbers of threads to train and evaluate estimators.

##### Quick Start

To quickly use some parallelism to enhance the pipeline searching, a string can be passed through to `AutoMLSearch` during initialization to setup the parallel engine and client within the `AutoMLSearch` object. The current options are “cf\_threaded”, “cf\_process”, “dask\_threaded” and “dask\_process” and indicate the futures backend to use and whether to use threaded- or process-level parallelism.

```
[39]: automl_cf_threaded = AutoMLSearch(
        X_train=X,
        y_train=y,
        problem_type="binary",
        allowed_model_families=[ModelFamily.LINEAR_MODEL],
        engine="cf_threaded",
    )
automl_cf_threaded.search(interactive_plot=False)
automl_cf_threaded.close_engine()
```

##### Parallelism with Concurrent Futures

The `EngineBase` class is robust and extensible enough to support futures-like implementations from a variety of libraries. The `CFEngine` extends the `EngineBase` to use the native Python `concurrent.futures` library. The `CFEngine` supports both thread- and process-level parallelism. The type of parallelism can be chosen using either the `ThreadPoolExecutor` or the `ProcessPoolExecutor`. If either executor is passed a `max_workers` parameter, it will set the number of processes and threads spawned. If not, the default number of processes will be equal to the number of processors available and the number of threads set to five times the number of processors available.

Here, the `CFEngine` is invoked with default parameters, which is threaded parallelism using all available threads.

```
[40]: from concurrent.futures import ThreadPoolExecutor

from evalml.automl.engine.cf_engine import CFEngine, CFClient

cf_engine = CFEngine(CFClient(ThreadPoolExecutor(max_workers=4)))
automl_cf_threaded = AutoMLSearch(
    X_train=X,
    y_train=y,
    problem_type="binary",
    allowed_model_families=[ModelFamily.LINEAR_MODEL],
    engine=cf_engine,
)
automl_cf_threaded.search(interactive_plot=False)
automl_cf_threaded.close_engine()
```

Note: the cell demonstrating process-level parallelism is a markdown due to incompatibility with our ReadTheDocs build. It can be run successfully locally.

```

from concurrent.futures import ProcessPoolExecutor

# Repeat the process but using process-level parallelism\
cf_engine = CFEngine(CFClient(ProcessPoolExecutor(max_workers=2)))
automl_cf_process = AutoMLSearch(X_train=X, y_train=y,
                                problem_type="binary",
                                engine="cf_process")
automl_cf_process.search(interactive_plot = False)
automl_cf_process.close_engine()

```

## Parallelism with Dask

Thread or process level parallelism can be explicitly invoked for the DaskEngine (as well as the CFEngine). The processes can be set to True and the number of processes set using `n_workers`. If `processes` is set to False, then the resulting parallelism will be threaded and `n_workers` will represent the threads used. Examples of both follow.

```

[41]: from dask.distributed import LocalCluster

from evalml.automl.engine import DaskEngine

dask_engine_p2 = DaskEngine(cluster=LocalCluster(processes=True, n_workers=2))
automl_dask_p2 = AutoMLSearch(
    X_train=X,
    y_train=y,
    problem_type="binary",
    allowed_model_families=[ModelFamily.LINEAR_MODEL],
    engine=dask_engine_p2,
)
automl_dask_p2.search(interactive_plot=False)

# Explicitly shutdown the automl object's LocalCluster
automl_dask_p2.close_engine()

```

Inside a Dask worker with `daemon=True`, setting `n_jobs=1`.  
Possible work-arounds:

- `dask.config.set({'distributed.worker.daemon': False})`
- set the environment variable `DASK_DISTRIBUTED__WORKER__DAEMON=False` before creating your Dask cluster.

Inside a Dask worker with `daemon=True`, setting `n_jobs=1`.  
Possible work-arounds:

- `dask.config.set({'distributed.worker.daemon': False})`
- set the environment variable `DASK_DISTRIBUTED__WORKER__DAEMON=False` before creating your Dask cluster.

Inside a Dask worker with `daemon=True`, setting `n_jobs=1`.  
Possible work-arounds:

- `dask.config.set({'distributed.worker.daemon': False})`
- set the environment variable `DASK_DISTRIBUTED__WORKER__DAEMON=False` before creating your Dask cluster.

Inside a Dask worker with `daemon=True`, setting `n_jobs=1`.  
Possible work-arounds:

- `dask.config.set({'distributed.worker.daemon': False})`
- set the environment variable `DASK_DISTRIBUTED__WORKER__DAEMON=False`

(continues on next page)

(continued from previous page)

before creating your Dask cluster.  
 Inside a Dask worker with `daemon=True`, setting `n_jobs=1`.  
 Possible work-arounds:

- `dask.config.set({'distributed.worker.daemon': False})`
- set the environment variable `DASK_DISTRIBUTED__WORKER__DAEMON=False`

before creating your Dask cluster.  
 Inside a Dask worker with `daemon=True`, setting `n_jobs=1`.  
 Possible work-arounds:

- `dask.config.set({'distributed.worker.daemon': False})`
- set the environment variable `DASK_DISTRIBUTED__WORKER__DAEMON=False`

before creating your Dask cluster.  
 Inside a Dask worker with `daemon=True`, setting `n_jobs=1`.  
 Possible work-arounds:

- `dask.config.set({'distributed.worker.daemon': False})`
- set the environment variable `DASK_DISTRIBUTED__WORKER__DAEMON=False`

before creating your Dask cluster.  
 Inside a Dask worker with `daemon=True`, setting `n_jobs=1`.  
 Possible work-arounds:

- `dask.config.set({'distributed.worker.daemon': False})`
- set the environment variable `DASK_DISTRIBUTED__WORKER__DAEMON=False`

before creating your Dask cluster.  
 Inside a Dask worker with `daemon=True`, setting `n_jobs=1`.  
 Possible work-arounds:

- `dask.config.set({'distributed.worker.daemon': False})`
- set the environment variable `DASK_DISTRIBUTED__WORKER__DAEMON=False`

before creating your Dask cluster.  
 Inside a Dask worker with `daemon=True`, setting `n_jobs=1`.  
 Possible work-arounds:

- `dask.config.set({'distributed.worker.daemon': False})`
- set the environment variable `DASK_DISTRIBUTED__WORKER__DAEMON=False`

before creating your Dask cluster.  
 Inside a Dask worker with `daemon=True`, setting `n_jobs=1`.  
 Possible work-arounds:

- `dask.config.set({'distributed.worker.daemon': False})`
- set the environment variable `DASK_DISTRIBUTED__WORKER__DAEMON=False`

before creating your Dask cluster.  
 Inside a Dask worker with `daemon=True`, setting `n_jobs=1`.  
 Possible work-arounds:

- `dask.config.set({'distributed.worker.daemon': False})`
- set the environment variable `DASK_DISTRIBUTED__WORKER__DAEMON=False`

before creating your Dask cluster.

```
[42]: dask_engine_t4 = DaskEngine(cluster=LocalCluster(processes=False, n_workers=4))
```

```
automl_dask_t4 = AutoMLSearch(
    X_train=X,
    y_train=y,
```

(continues on next page)

(continued from previous page)

```

    problem_type="binary",
    allowed_model_families=[ModelFamily.LINEAR_MODEL],
    engine=dask_engine_t4,
)
automl_dask_t4.search(interactive_plot=False)
automl_dask_t4.close_engine()

```

As we can see, a significant performance gain can result from simply using something other than the default SequentialEngine, ranging from a 100% speed up with multiple processes to 500% speedup with multiple threads!

```

[43]: print("Sequential search duration: %s" % str(automl.search_duration))
      print(
          "Concurrent futures (threaded) search duration: %s"
          % str(automl_cf_threaded.search_duration)
      )
      print("Dask (two processes) search duration: %s" % str(automl_dask_p2.search_duration))
      print("Dask (four threads)search duration: %s" % str(automl_dask_t4.search_duration))

```

```

Sequential search duration: 35.450047731399536
Concurrent futures (threaded) search duration: 13.91444730758667
Dask (two processes) search duration: 20.582072019577026
Dask (four threads)search duration: 16.39554524421692

```

## 4.2 Pipelines

EvalML pipelines represent a sequence of operations to be applied to data, where each operation is either a data transformation or an ML modeling algorithm.

A pipeline holds a combination of one or more components, which will be applied to new input data in sequence.

Each component and pipeline supports a set of parameters which configure its behavior. The AutoML search process seeks to find the combination of pipeline structure and pipeline parameters which perform the best on the data.

### 4.2.1 Defining a Pipeline Instance

Pipeline instances can be instantiated using any of the following classes:

- RegressionPipeline
- BinaryClassificationPipeline
- MulticlassClassificationPipeline
- TimeSeriesRegressionPipeline
- TimeSeriesBinaryClassificationPipeline
- TimeSeriesMulticlassClassificationPipeline

The class you want to use will depend on your problem type. The only required parameter input for instantiating a pipeline instance is `component_graph`, which can be a `ComponentGraph` instance, a list, or a dictionary containing a sequence of components to be fit and evaluated.

A `component_graph` list is the default representation, which represents a linear order of transforming components with an estimator as the final component. A `component_graph` dictionary is used to represent a non-linear graph of



components, where the key is a unique name for each component and the value is a list with the component's class as the first element and any parents of the component as the following element(s). For these two `component_graph` formats, each component can be provided as a reference to the component class for custom components, and as either a string name or as a reference to the component class for components defined in EvalML.

If you choose to provide a `ComponentGraph` instance and want to set custom parameters for your pipeline, set it through the pipeline initialization rather than `ComponentGraph.instantiate()`.

```
[1]: from evalml.pipelines import MulticlassClassificationPipeline, ComponentGraph

component_graph_as_list = ["Imputer", "Random Forest Classifier"]
MulticlassClassificationPipeline(component_graph=component_graph_as_list)

[1]: pipeline = MulticlassClassificationPipeline(component_graph={'Imputer': ['Imputer', 'X',
→ 'y'], 'Random Forest Classifier': ['Random Forest Classifier', 'Imputer.x', 'y']},
→ parameters={'Imputer':{'categorical_impute_strategy': 'most_frequent', 'numeric_impute_
→ strategy': 'mean', 'boolean_impute_strategy': 'most_frequent', 'categorical_fill_value
→ ': None, 'numeric_fill_value': None, 'boolean_fill_value': None}, 'Random Forest
→ Classifier':{'n_estimators': 100, 'max_depth': 6, 'n_jobs': -1}}, random_seed=0)

[2]: component_graph_as_dict = {
    "Imputer": ["Imputer", "X", "y"],
    "Encoder": ["One Hot Encoder", "Imputer.x", "y"],
    "Random Forest Clf": ["Random Forest Classifier", "Encoder.x", "y"],
    "Elastic Net Clf": ["Elastic Net Classifier", "Encoder.x", "y"],
    "Final Estimator": [
        "Logistic Regression Classifier",
        "Random Forest Clf.x",
        "Elastic Net Clf.x",
        "y",
    ],
}

MulticlassClassificationPipeline(component_graph=component_graph_as_dict)

[2]: pipeline = MulticlassClassificationPipeline(component_graph={'Imputer': ['Imputer', 'X',
→ 'y'], 'Encoder': ['One Hot Encoder', 'Imputer.x', 'y'], 'Random Forest Clf': ['Random
→ Forest Classifier', 'Encoder.x', 'y'], 'Elastic Net Clf': ['Elastic Net Classifier',
→ 'Encoder.x', 'y'], 'Final Estimator': ['Logistic Regression Classifier', 'Random
→ Forest Clf.x', 'Elastic Net Clf.x', 'y']}, parameters={'Imputer':{'categorical_impute_
→ strategy': 'most_frequent', 'numeric_impute_strategy': 'mean', 'boolean_impute_strategy
→ ': 'most_frequent', 'categorical_fill_value': None, 'numeric_fill_value': None,
→ 'boolean_fill_value': None}, 'Encoder':{'top_n': 10, 'features_to_encode': None,
→ 'categories': None, 'drop': 'if_binary', 'handle_unknown': 'ignore', 'handle_missing':
→ 'error'}, 'Random Forest Clf':{'n_estimators': 100, 'max_depth': 6, 'n_jobs': -1},
→ 'Elastic Net Clf':{'penalty': 'elasticnet', 'C': 1.0, 'l1_ratio': 0.15, 'n_jobs': -1,
→ 'multi_class': 'auto', 'solver': 'saga'}, 'Final Estimator':{'penalty': 'l2', 'C': 1.0,
→ 'n_jobs': -1, 'multi_class': 'auto', 'solver': 'lbfgs'}}, random_seed=0)

[3]: cg = ComponentGraph(component_graph_as_dict)

# set parameters in the pipeline rather than through cg.instantiate()
MulticlassClassificationPipeline(component_graph=cg, parameters={})
```

```
[3]: pipeline = MulticlassClassificationPipeline(component_graph={'Imputer': ['Imputer', 'X',
→ 'y'], 'Encoder': ['One Hot Encoder', 'Imputer.x', 'y'], 'Random Forest Clf': ['Random
→ Forest Classifier', 'Encoder.x', 'y'], 'Elastic Net Clf': ['Elastic Net Classifier',
→ 'Encoder.x', 'y'], 'Final Estimator': ['Logistic Regression Classifier', 'Random
→ Forest Clf.x', 'Elastic Net Clf.x', 'y']}, parameters={'Imputer':{'categorical_impute_
→ strategy': 'most_frequent', 'numeric_impute_strategy': 'mean', 'boolean_impute_strategy
→ ': 'most_frequent', 'categorical_fill_value': None, 'numeric_fill_value': None,
→ 'boolean_fill_value': None}, 'Encoder':{'top_n': 10, 'features_to_encode': None,
→ 'categories': None, 'drop': 'if_binary', 'handle_unknown': 'ignore', 'handle_missing':
→ 'error'}, 'Random Forest Clf':{'n_estimators': 100, 'max_depth': 6, 'n_jobs': -1},
→ 'Elastic Net Clf':{'penalty': 'elasticnet', 'C': 1.0, 'l1_ratio': 0.15, 'n_jobs': -1,
→ 'multi_class': 'auto', 'solver': 'saga'}, 'Final Estimator':{'penalty': 'l2', 'C': 1.0,
→ 'n_jobs': -1, 'multi_class': 'auto', 'solver': 'lbfgs'}}}, random_seed=0)
```

If you're using your own *custom components* you can refer to them like so:

```
[4]: from evalml.pipelines.components import Transformer
```

```
class NewTransformer(Transformer):
    name = "New Transformer"
    hyperparameter_ranges = {"parameter_1": ["a", "b", "c"]}

    def __init__(self, parameter_1=1, random_seed=0):
        parameters = {"parameter_1": parameter_1}
        super().__init__(parameters=parameters, random_seed=random_seed)

    def transform(self, X, y=None):
        # Your code here!
        return X
```

```
MulticlassClassificationPipeline([NewTransformer, "Random Forest Classifier"])
```

```
[4]: pipeline = MulticlassClassificationPipeline(component_graph={'New Transformer':
→ [NewTransformer, 'X', 'y'], 'Random Forest Classifier': ['Random Forest Classifier',
→ 'New Transformer.x', 'y']}, parameters={'New Transformer':{'parameter_1': 1}, 'Random
→ Forest Classifier':{'n_estimators': 100, 'max_depth': 6, 'n_jobs': -1}}, random_seed=0)
```

## 4.2.2 Pipeline Usage

All pipelines define the following methods:

- `fit` fits each component on the provided training data, in order.
- `predict` computes the predictions of the component graph on the provided data.
- `score` computes the value of *an objective* on the provided data.

```
[5]: from evalml.demos import load_wine
```

```
X, y = load_wine()
```

```
pipeline = MulticlassClassificationPipeline(
```

(continues on next page)

(continued from previous page)

```

component_graph={
    "Label Encoder": ["Label Encoder", "X", "y"],
    "Imputer": ["Imputer", "X", "Label Encoder.y"],
    "Random Forest Classifier": [
        "Random Forest Classifier",
        "Imputer.x",
        "Label Encoder.y",
    ],
}
)
pipeline.fit(X, y)
print(pipeline.predict(X))
print(pipeline.score(X, y, objectives=["log loss multiclass"]))

```

```

      Number of Features
Numeric              13

```

```
Number of training examples: 178
```

```
Targets
```

```
class_1    39.89%
```

```
class_0    33.15%
```

```
class_2    26.97%
```

```
Name: count, dtype: object
```

```
0      class_0
```

```
1      class_0
```

```
2      class_0
```

```
3      class_0
```

```
4      class_0
```

```
...
```

```
173    class_2
```

```
174    class_2
```

```
175    class_2
```

```
176    class_2
```

```
177    class_2
```

```
Length: 178, dtype: category
```

```
Categories (3, object): ['class_0', 'class_1', 'class_2']
```

```
OrderedDict([('Log Loss Multiclass', 0.04132737017536072)])
```

### 4.2.3 Custom Name

By default, a pipeline's name is created using the component graph that makes up the pipeline. E.g. A pipeline with an imputer, one-hot encoder, and logistic regression classifier will have the name 'Logistic Regression Classifier w/ Imputer + One Hot Encoder'.

If you'd like to override the pipeline's name attribute, you can set the `custom_name` parameter when initializing a pipeline, like so:

```

[6]: component_graph = ["Imputer", "One Hot Encoder", "Logistic Regression Classifier"]
      pipeline = MulticlassClassificationPipeline(component_graph)
      print("Pipeline with default name:", pipeline.name)

```

(continues on next page)

(continued from previous page)

```
pipeline_with_name = MulticlassClassificationPipeline(
    component_graph, custom_name="My cool custom pipeline"
)
print("Pipeline with custom name:", pipeline_with_name.name)
```

```
Pipeline with default name: Logistic Regression Classifier w/ Imputer + One Hot Encoder
Pipeline with custom name: My cool custom pipeline
```

## 4.2.4 Pipeline Parameters

You can also pass in custom parameters by using the `parameters` parameter, which will then be used when instantiating each component in `component_graph`. The parameters dictionary needs to be in the format of a two-layered dictionary where the key-value pairs are the component name and corresponding component parameters dictionary. The component parameters dictionary consists of (parameter name, parameter values) key-value pairs.

An example will be shown below. The API reference for component parameters can also be found [here](#).

```
[7]: parameters = {
    "Imputer": {
        "categorical_impute_strategy": "most_frequent",
        "numeric_impute_strategy": "median",
    },
    "Logistic Regression Classifier": {
        "penalty": "l2",
        "C": 1.0,
    },
}
component_graph = [
    "Imputer",
    "One Hot Encoder",
    "Standard Scaler",
    "Logistic Regression Classifier",
]
MulticlassClassificationPipeline(component_graph=component_graph, parameters=parameters)

[7]: pipeline = MulticlassClassificationPipeline(component_graph={'Imputer': ['Imputer', 'X',
→ 'y'], 'One Hot Encoder': ['One Hot Encoder', 'Imputer.x', 'y'], 'Standard Scaler': [
→ 'Standard Scaler', 'One Hot Encoder.x', 'y'], 'Logistic Regression Classifier': [
→ 'Logistic Regression Classifier', 'Standard Scaler.x', 'y']}, parameters={'Imputer':{
→ 'categorical_impute_strategy': 'most_frequent', 'numeric_impute_strategy': 'median',
→ 'boolean_impute_strategy': 'most_frequent', 'categorical_fill_value': None, 'numeric_
→ fill_value': None, 'boolean_fill_value': None}, 'One Hot Encoder':{'top_n': 10,
→ 'features_to_encode': None, 'categories': None, 'drop': 'if_binary', 'handle_unknown':
→ 'ignore', 'handle_missing': 'error'}, 'Logistic Regression Classifier':{'penalty': 'l2
→ ', 'C': 1.0, 'n_jobs': -1, 'multi_class': 'auto', 'solver': 'lbfgs'}}}, random_seed=0)
```

## 4.2.5 Pipeline Description

You can call `.graph()` to see each component and its parameters. Each component takes in data and feeds it to the next.

```
[8]: component_graph = [
    "Imputer",
    "One Hot Encoder",
    "Standard Scaler",
    "Logistic Regression Classifier",
]
pipeline = MulticlassClassificationPipeline(
    component_graph=component_graph, parameters=parameters
)
pipeline.graph()
```

[8]:

```
[9]: component_graph_as_dict = {
    "Imputer": ["Imputer", "X", "y"],
    "Encoder": ["One Hot Encoder", "Imputer.x", "y"],
    "Random Forest Clf": ["Random Forest Classifier", "Encoder.x", "y"],
    "Elastic Net Clf": ["Elastic Net Classifier", "Encoder.x", "y"],
    "Final Estimator": [
        "Logistic Regression Classifier",
        "Random Forest Clf.x",
        "Elastic Net Clf.x",
        "y",
    ],
}

nonlinear_pipeline = MulticlassClassificationPipeline(
    component_graph=component_graph_as_dict
)
nonlinear_pipeline.graph()
```

[9]:

You can see a textual representation of the pipeline by calling `.describe()`:

```
[10]: pipeline.describe()
```

```
*****
* Logistic Regression Classifier w/ Imputer + One Hot Encoder + Standard Scaler *
*****

Problem Type: multiclass
Model Family: Linear

Pipeline Steps
=====
1. Imputer
    * categorical_impute_strategy : most_frequent
    * numeric_impute_strategy : median
    * boolean_impute_strategy : most_frequent
    * categorical_fill_value : None
```

(continues on next page)

(continued from previous page)

```

    * numeric_fill_value : None
    * boolean_fill_value : None
2. One Hot Encoder
    * top_n : 10
    * features_to_encode : None
    * categories : None
    * drop : if_binary
    * handle_unknown : ignore
    * handle_missing : error
3. Standard Scaler
4. Logistic Regression Classifier
    * penalty : l2
    * C : 1.0
    * n_jobs : -1
    * multi_class : auto
    * solver : lbfgs

```

```
[11]: nonlinear_pipeline.describe()
```

```

*****
* Logistic Regression Classifier w/ Imputer + One Hot Encoder + Random Forest Classifier_
↳ + Elastic Net Classifier *
*****

Problem Type: multiclass
Model Family: Linear

Pipeline Steps
=====
1. Imputer
    * categorical_impute_strategy : most_frequent
    * numeric_impute_strategy : mean
    * boolean_impute_strategy : most_frequent
    * categorical_fill_value : None
    * numeric_fill_value : None
    * boolean_fill_value : None
2. One Hot Encoder
    * top_n : 10
    * features_to_encode : None
    * categories : None
    * drop : if_binary
    * handle_unknown : ignore
    * handle_missing : error
3. Random Forest Classifier
    * n_estimators : 100
    * max_depth : 6
    * n_jobs : -1
4. Elastic Net Classifier
    * penalty : elasticnet
    * C : 1.0
    * l1_ratio : 0.15

```

(continues on next page)

(continued from previous page)

```

* n_jobs : -1
* multi_class : auto
* solver : saga
5. Logistic Regression Classifier
* penalty : l2
* C : 1.0
* n_jobs : -1
* multi_class : auto
* solver : lbfgs

```

## 4.2.6 Component Graph

You can use `pipeline.get_component(name)` and provide the component name to access any component (API reference [here](#)):

```

[12]: pipeline.get_component("Imputer")
[12]: Imputer(categorical_impute_strategy='most_frequent', numeric_impute_strategy='median',
↳ boolean_impute_strategy='most_frequent', categorical_fill_value=None, numeric_fill_
↳ value=None, boolean_fill_value=None)
[13]: nonlinear_pipeline.get_component("Elastic Net Clf")
[13]: ElasticNetClassifier(penalty='elasticnet', C=1.0, l1_ratio=0.15, n_jobs=-1, multi_class=
↳ 'auto', solver='saga')

```

Alternatively, you can index directly into the pipeline to get a component

```

[14]: first_component = pipeline[0]
print(first_component.name)
Imputer
[15]: nonlinear_pipeline["Final Estimator"]
[15]: LogisticRegressionClassifier(penalty='l2', C=1.0, n_jobs=-1, multi_class='auto', solver=
↳ 'lbfgs')

```

## 4.2.7 Pipeline Estimator

EvalML enforces that the last component of a linear pipeline is an estimator. You can access this estimator directly by using `pipeline.estimator`.

```

[16]: pipeline.estimator
[16]: LogisticRegressionClassifier(penalty='l2', C=1.0, n_jobs=-1, multi_class='auto', solver=
↳ 'lbfgs')

```

### 4.2.8 Input Feature Names

After a pipeline is fitted, you can access a pipeline's `input_feature_names` attribute to obtain a dictionary containing a list of feature names passed to each component of the pipeline. This could be especially useful for debugging where a feature might have been dropped or detecting unexpected behavior.

```
[17]: pipeline = MulticlassClassificationPipeline(["Imputer", "Random Forest Classifier"])
      pipeline.fit(X, y)
      pipeline.input_feature_names
```

```
[17]: {'Imputer': ['alcohol',
                  'malic_acid',
                  'ash',
                  'alcalinity_of_ash',
                  'magnesium',
                  'total_phenols',
                  'flavanoids',
                  'nonflavanoid_phenols',
                  'proanthocyanins',
                  'color_intensity',
                  'hue',
                  'od280/od315_of_diluted_wines',
                  'proline'],
      'Random Forest Classifier': ['alcohol',
                                   'malic_acid',
                                   'ash',
                                   'alcalinity_of_ash',
                                   'magnesium',
                                   'total_phenols',
                                   'flavanoids',
                                   'nonflavanoid_phenols',
                                   'proanthocyanins',
                                   'color_intensity',
                                   'hue',
                                   'od280/od315_of_diluted_wines',
                                   'proline']}
```

### 4.2.9 Binary Classification Pipeline Thresholds

For binary classification pipelines, you can choose to tune the decision boundary threshold, which allows the pipeline to distinguish predictions from positive to negative. The default boundary, if none is set, is 0.5, which means that predictions with a probability of  $\geq 0.5$  are classified as the positive class, while all others are negative.

You can use the binary classification pipeline's `optimize_thresholds` method to choose the best threshold for an objective, or it can be manually set. EvalML's [AutoMLSearch](#) uses `optimize_thresholds` by default for binary problems, and it uses F1 as the default objective to optimize on. This can be turned off by passing in `optimize_thresholds=False`, or you can changed the objective used by changing the `objective` or `alternate_thresholding_objective` arguments.

```
[18]: from evalml.demos import load_breast_cancer
      from evalml.pipelines import BinaryClassificationPipeline

      X, y = load_breast_cancer()
```

(continues on next page)



(continued from previous page)

```
X_to_predict = X.tail(10)

bcp = BinaryClassificationPipeline(
    {
        "Imputer": ["Imputer", "X", "y"],
        "Label Encoder": ["Label Encoder", "Imputer.x", "y"],
        "RFC": ["Random Forest Classifier", "Imputer.x", "Label Encoder.y"],
    }
)
bcp.fit(X, y)

predict_proba = bcp.predict_proba(X_to_predict)
predict_proba
```

```

      Number of Features
Numeric                30

Number of training examples: 569
Targets
benign          62.74%
malignant       37.26%
Name: count, dtype: object
```

```
[18]:
      benign  malignant
559  0.925711  0.074289
560  0.939512  0.060488
561  0.991177  0.008823
562  0.010155  0.989845
563  0.000155  0.999845
564  0.000100  0.999900
565  0.000155  0.999845
566  0.011528  0.988472
567  0.000155  0.999845
568  0.994452  0.005548
```

```
[19]: # view the current threshold
print("The threshold is {}".format(bcp.threshold))
```

```
# view the first few predictions
print(bcp.predict(X_to_predict))
```

```
The threshold is None
559      benign
560      benign
561      benign
562  malignant
563  malignant
564  malignant
565  malignant
566  malignant
567  malignant
568      benign
dtype: category
```

(continues on next page)

(continued from previous page)

```
Categories (2, object): ['benign', 'malignant']
```

Note that the default threshold above is None, which means that the pipeline defaults to using 0.5 as the threshold.

You can manually set the threshold as well:

```
[20]: # you can manually set the threshold
bcp.threshold = 0.99
# view the threshold
print("The threshold is {}".format(bcp.threshold))

# view the first few predictions
print(bcp.predict(X_to_predict))
```

```
The threshold is 0.99
559      benign
560      benign
561      benign
562      benign
563    malignant
564    malignant
565    malignant
566      benign
567    malignant
568      benign
Name: malignant, dtype: category
Categories (2, object): ['benign', 'malignant']
```

However, the best way to set the threshold is by using the pipeline's `optimize_threshold` method. This takes in the predicted values, as well as the true values and objective to optimize with, and it finds the best threshold to maximize this objective value.

This method is best used with validation data, since optimizing on training data could lead to overfitting and optimizing on test data would introduce large biases.

Below walks through threshold tuning using the F1 objective.

```
[21]: from evalml.objectives import F1

# get predictions for positive class only
predict_proba = predict_proba.iloc[:, -1]
bcp.optimize_threshold(X_to_predict, y.tail(10), predict_proba, F1())

print("The new threshold is {}".format(bcp.threshold))

# view the first few predictions
print(bcp.predict(X_to_predict))
```

```
The new threshold is 0.13521817340545206
559      benign
560      benign
561      benign
562    malignant
563    malignant
564    malignant
```

(continues on next page)

(continued from previous page)

```

565     malignant
566     malignant
567     malignant
568         benign
Name: malignant, dtype: category
Categories (2, object): ['benign', 'malignant']

```

## 4.2.10 Grabbing rows near the decision boundary

For binary classification problems, you can also look at the rows closest to the decision boundary by using `rows_of_interest`. This method returns the indices of interest, which can then be used to obtain the subset of the data that falls closest to the decision boundary. This can help with further analysis of the model, and can give you better understanding of what rows the model could be having trouble with.

`rows_of_interest` takes in an `epsilon` parameter (defaulted to 0.1), which determines which rows to return. The rows that are returned are the rows where the probability of it being in the positive class fall between the `threshold +/- epsilon` range. Increase the `epsilon` value to get more rows, and decrease it to get fewer rows.

Below is a walkthrough of using `rows_of_interest`, building off the previous pipeline which is already thresholded.

```
[22]: from evalml.pipelines.utils import rows_of_interest
```

```

indices = rows_of_interest(bcp, X, y, types="all")
X.iloc[indices].head()

```

```
[22]:
```

	mean radius	mean texture	mean perimeter	mean area	mean smoothness	\
375	16.17	16.07	106.30	788.5	0.09880	
472	14.92	14.93	96.45	686.9	0.08098	
191	12.77	21.41	82.02	507.4	0.08749	
290	14.41	19.73	96.03	651.0	0.08757	
413	14.99	22.11	97.53	693.7	0.08515	

	mean compactness	mean concavity	mean concave points	mean symmetry	\
375	0.14380	0.06651	0.05397	0.1990	
472	0.08549	0.05539	0.03221	0.1687	
191	0.06601	0.03112	0.02864	0.1694	
290	0.16760	0.13620	0.06602	0.1714	
413	0.10250	0.06859	0.03876	0.1944	

	mean fractal dimension	...	worst radius	worst texture	\
375	0.06572	...	16.97	19.14	
472	0.05669	...	17.18	18.22	
191	0.06287	...	13.75	23.50	
290	0.07192	...	15.77	22.13	
413	0.05913	...	16.76	31.55	

	worst perimeter	worst area	worst smoothness	worst compactness	\
375	113.10	861.5	0.12350	0.25500	
472	112.00	906.6	0.10650	0.27910	
191	89.04	579.5	0.09388	0.08978	
290	101.70	767.3	0.09983	0.24720	
413	110.20	867.1	0.10770	0.33450	

(continues on next page)

(continued from previous page)

```

      worst concavity  worst concave points  worst symmetry  \
375          0.21140          0.12510          0.3153
472          0.31510          0.11470          0.2688
191          0.05186          0.04773          0.2179
290          0.22200          0.10210          0.2272
413          0.31140          0.13080          0.3163

      worst fractal dimension
375          0.08960
472          0.08273
191          0.06871
290          0.08799
413          0.09251

[5 rows x 30 columns]
```

You can see what the probabilities are for these rows to determine how close they are to the new pipeline threshold. `X` is used here for brevity.

```
[23]: pred_proba = bcp.predict_proba(X)
      pos_value_proba = pred_proba.iloc[:, -1]
      pos_value_proba.iloc[indices].head()
```

```
[23]: 375    0.133328
      472    0.130808
      191    0.128998
      290    0.127939
      413    0.149718
      Name: malignant, dtype: float64
```

## 4.2.11 Saving and Loading Pipelines

You can save and load trained or untrained pipeline instances using the Python `pickle` format, like so:

```
[24]: import pickle

      pipeline_to_pickle = BinaryClassificationPipeline(
          ["Imputer", "Random Forest Classifier"]
      )

      with open("pipeline.pkl", "wb") as f:
          pickle.dump(pipeline_to_pickle, f)

      pickled_pipeline = None
      with open("pipeline.pkl", "rb") as f:
          pickled_pipeline = pickle.load(f)

      assert pickled_pipeline == pipeline_to_pickle
      pickled_pipeline.fit(X, y)
```

```
[24]: pipeline = BinaryClassificationPipeline(component_graph={'Imputer': ['Imputer', 'X', 'y
→ ], 'Random Forest Classifier': ['Random Forest Classifier', 'Imputer.x', 'y']},
→ parameters={'Imputer':{'categorical_impute_strategy': 'most_frequent', 'numeric_impute_
→ strategy': 'mean', 'boolean_impute_strategy': 'most_frequent', 'categorical_fill_value
152: None, 'numeric_fill_value': None, 'boolean_fill_value': None}, 'Random Forest Classifier':
→ {'n_estimators': 100, 'max_depth': 6, 'n_jobs': -1}}, random_seed=0)
```

(continues on next page)

(continued from previous page)

### 4.2.12 Generate Code

Once you have instantiated a pipeline, you can generate string Python code to recreate this pipeline, which can then be saved and run elsewhere with EvalML. `generate_pipeline_code` requires a pipeline instance as the input. It can also handle custom components, but it won't return the code required to define the component. Note that any external libraries used in creating the pipeline instance will also need to be imported to execute the returned code.

Code generation is not yet supported for nonlinear pipelines.

```
[25]: from evalml.pipelines.utils import generate_pipeline_code
from evalml.pipelines import BinaryClassificationPipeline
import pandas as pd
from evalml.utils import infer_feature_types
from skopt.space import Integer

class MyDropNullColumns(Transformer):
    """Transformer to drop features whose percentage of NaN values exceeds a specified
    threshold"""

    name = "My Drop Null Columns Transformer"
    hyperparameter_ranges = {}

    def __init__(self, pct_null_threshold=1.0, random_seed=0, **kwargs):
        """Initializes a transformer to drop features whose percentage of NaN values
        exceeds a specified threshold.

        Args:
            pct_null_threshold(float): The percentage of NaN values in an input feature
            to drop.
                Must be a value between [0, 1] inclusive. If equal to 0.0, will drop
            columns with any null values.
                If equal to 1.0, will drop columns with all null values. Defaults to 0.
            95.
        """
        if pct_null_threshold < 0 or pct_null_threshold > 1:
            raise ValueError(
                "pct_null_threshold must be a float between 0 and 1, inclusive."
            )
        parameters = {"pct_null_threshold": pct_null_threshold}
        parameters.update(kwargs)

        self._cols_to_drop = None
        super().__init__(
            parameters=parameters, component_obj=None, random_seed=random_seed
        )

    def fit(self, X, y=None):
        pct_null_threshold = self.parameters["pct_null_threshold"]
        X = infer_feature_types(X)
```

(continues on next page)

(continued from previous page)

```

percent_null = X.isnull().mean()
if pct_null_threshold == 0.0:
    null_cols = percent_null[percent_null > 0]
else:
    null_cols = percent_null[percent_null >= pct_null_threshold]
self._cols_to_drop = list(null_cols.index)
return self

def transform(self, X, y=None):
    """Transforms data X by dropping columns that exceed the threshold of null
    values.
    Args:
        X (pd.DataFrame): Data to transform
        y (pd.Series, optional): Targets
    Returns:
        pd.DataFrame: Transformed X
    """

    X = infer_feature_types(X)
    return X.drop(columns=self._cols_to_drop)

pipeline_instance = BinaryClassificationPipeline(
    [
        "Imputer",
        MyDropNullColumns,
        "DateTime Featurizer",
        "Natural Language Featurizer",
        "One Hot Encoder",
        "Random Forest Classifier",
    ],
    custom_name="Pipeline with Custom Component",
    random_seed=20,
)

code = generate_pipeline_code(pipeline_instance)
print(code)

# This string can then be pasted into a separate window and run, although since the
# pipeline has custom component `MyDropNullColumns`,
# the code for that component must also be included
from evalml.demos import load_fraud

X, y = load_fraud(1000)
exec(code)
pipeline.fit(X, y)

from evalml.pipelines.binary_classification_pipeline import BinaryClassificationPipeline

pipeline = BinaryClassificationPipeline(
    component_graph={
        "Imputer": ["Imputer", "X", "y"],

```

(continues on next page)

(continued from previous page)

```

    "My Drop Null Columns Transformer": [MyDropNullColumns, "Imputer.x", "y"],
    "DateTime Featurizer": [
        "DateTime Featurizer",
        "My Drop Null Columns Transformer.x",
        "y",
    ],
    "Natural Language Featurizer": [
        "Natural Language Featurizer",
        "DateTime Featurizer.x",
        "y",
    ],
    "One Hot Encoder": ["One Hot Encoder", "Natural Language Featurizer.x", "y"],
    "Random Forest Classifier": [
        "Random Forest Classifier",
        "One Hot Encoder.x",
        "y",
    ],
},
parameters={
    "Imputer": {
        "categorical_impute_strategy": "most_frequent",
        "numeric_impute_strategy": "mean",
        "boolean_impute_strategy": "most_frequent",
        "categorical_fill_value": None,
        "numeric_fill_value": None,
        "boolean_fill_value": None,
    },
    "My Drop Null Columns Transformer": {"pct_null_threshold": 1.0},
    "DateTime Featurizer": {
        "features_to_extract": ["year", "month", "day_of_week", "hour"],
        "encode_as_categories": False,
        "time_index": None,
    },
    "One Hot Encoder": {
        "top_n": 10,
        "features_to_encode": None,
        "categories": None,
        "drop": "if_binary",
        "handle_unknown": "ignore",
        "handle_missing": "error",
    },
    "Random Forest Classifier": {"n_estimators": 100, "max_depth": 6, "n_jobs": -1},
},
custom_name="Pipeline with Custom Component",
random_seed=20,
)

```

	Number of Features
Boolean	1
Categorical	6
Numeric	5

(continues on next page)

(continued from previous page)

```

Number of training examples: 1000
Targets
False      85.90%
True       14.10%
Name: count, dtype: object

```

```

[25]: pipeline = BinaryClassificationPipeline(component_graph={'Imputer': ['Imputer', 'X', 'y'
→ ], 'My Drop Null Columns Transformer': [MyDropNullColumns, 'Imputer.x', 'y'],
→ 'DateTime Featurizer': ['DateTime Featurizer', 'My Drop Null Columns Transformer.x', 'y'
→ ], 'Natural Language Featurizer': ['Natural Language Featurizer', 'DateTime_
→ Featurizer.x', 'y'], 'One Hot Encoder': ['One Hot Encoder', 'Natural Language_
→ Featurizer.x', 'y'], 'Random Forest Classifier': ['Random Forest Classifier', 'One Hot_
→ Encoder.x', 'y']}, parameters={'Imputer':{'categorical_impute_strategy': 'most_frequent'
→ }, 'numeric_impute_strategy': 'mean', 'boolean_impute_strategy': 'most_frequent',
→ 'categorical_fill_value': None, 'numeric_fill_value': None, 'boolean_fill_value': None}
→ , 'My Drop Null Columns Transformer':{'pct_null_threshold': 1.0}, 'DateTime Featurizer
→':{'features_to_extract': ['year', 'month', 'day_of_week', 'hour'], 'encode_as_
→ categories': False, 'time_index': None}, 'One Hot Encoder':{'top_n': 10, 'features_to_
→ encode': None, 'categories': None, 'drop': 'if_binary', 'handle_unknown': 'ignore',
→ 'handle_missing': 'error'}, 'Random Forest Classifier':{'n_estimators': 100, 'max_depth
→ ': 6, 'n_jobs': -1}}, custom_name='Pipeline with Custom Component', random_seed=20)

```

## 4.3 Component Graphs

EvalML component graphs represent and describe the flow of data in a collection of related components. A component graph is comprised of nodes representing components, and edges between pairs of nodes representing where the inputs and outputs of each component should go. It is the backbone of the features offered by the EvalML *pipeline*, but is also a powerful data structure on its own. EvalML currently supports component graphs as linear and *directed acyclic graphs* (DAG).

### 4.3.1 Defining a Component Graph

Component graphs can be defined by specifying the dictionary of components and edges that describe the graph.

In this dictionary, each key is a reference name for a component. Each corresponding value is a list, where the first element is the component itself, and the remaining elements are the input edges that should be connected to that component. The component as listed in the value can either be the component object itself or its string name.

This structure is very similar to that of *Dask computation graphs*.

For example, in the code example below, we have a simple component graph made up of two components: an Imputer and a Random Forest Classifier. The names used to reference these two components are given by the keys, “My Imputer” and “RF Classifier” respectively. Each value in the dictionary is a list where the first element is the component corresponding to the component name, and the remaining elements are the inputs, e.g. “My Imputer” represents an Imputer component which has inputs “X” (the original features matrix) and “y” (the original target).

Feature edges are specified as “X” or “{component\_name}.x”. For example, {"My Component": [MyComponent, "Imputer.x", ...]} indicates that we should use the feature output of the Imputer as as part of the feature input for MyComponent. Similarly, target edges are specified as “y” or “{component\_name}.y”. {"My Component": [MyComponent, "Target Imputer.y", ...]} indicates that we should use the target output of the Target Imputer as a target input for MyComponent.



Each component can have a number of feature inputs, but can only have one target input. All input edges must be explicitly defined.

Using a real example, we define a simple component graph consisting of three nodes: an Imputer (“My Imputer”), an One-Hot Encoder (“OHE”), and a Random Forest Classifier (“RF Classifier”).

- “My Imputer” takes the original X as a features input, and the original y as the target input
- “OHE” also takes the original X as a features input, and the original y as the target input
- “RF Classifier” takes the concatted feature outputs from “My Imputer” and “OHE” as a features input, and the original y as the target input.

```
[1]: from evalml.pipelines import ComponentGraph

component_dict = {
    "My Imputer": ["Imputer", "X", "y"],
    "OHE": ["One Hot Encoder", "X", "y"],
    "RF Classifier": [
        "Random Forest Classifier",
        "My Imputer.x",
        "OHE.x",
        "y",
    ], # takes in multiple feature inputs
}
cg_simple = ComponentGraph(component_dict)
```

All component graphs must end with one final or terminus node. This can either be a transformer or an estimator. Below, the component graph is invalid because has two terminus nodes: the “RF Classifier” and the “EN Classifier”.

```
[2]: # Can't instantiate a component graph with more than one terminus node (here: RF_
↳Classifier, EN Classifier)
component_dict = {
    "My Imputer": ["Imputer", "X", "y"],
    "RF Classifier": ["Random Forest Classifier", "My Imputer.x", "y"],
    "EN Classifier": ["Elastic Net Classifier", "My Imputer.x", "y"],
}
```

Once we have defined a component graph, we can instantiate the graph with specific parameter values for each component using `.instantiate(parameters)`. All components in a component graph must be instantiated before fitting, transforming, or predicting.

Below, we instantiate our graph and set the value of our Imputer’s `numeric_impute_strategy` to “most\_frequent”.

```
[3]: cg_simple.instantiate({"My Imputer": {"numeric_impute_strategy": "most_frequent"}})

[3]: {'My Imputer': ['Imputer', 'X', 'y'], 'OHE': ['One Hot Encoder', 'X', 'y'], 'RF_
↳Classifier': ['Random Forest Classifier', 'My Imputer.x', 'OHE.x', 'y']}
```

### 4.3.2 Components in the Component Graph

You can use `.get_component(name)` and provide the unique component name to access any component in the component graph. Below, we can grab our Imputer component and confirm that `numeric_impute_strategy` has indeed been set to “most\_frequent”.

```
[4]: cg_simple.get_component("My Imputer")
[4]: Imputer(categorical_impute_strategy='most_frequent', numeric_impute_strategy='most_
↪frequent', boolean_impute_strategy='most_frequent', categorical_fill_value=None,
↪numeric_fill_value=None, boolean_fill_value=None)
```

You can also `.get_inputs(name)` and provide the unique component name to retrieve all inputs for that component.

Below, we can grab our “RF Classifier” component and confirm that we use “My Imputer.x” as our features input and “y” as target input.

```
[5]: cg_simple.get_inputs("RF Classifier")
[5]: ['My Imputer.x', 'OHE.x', 'y']
```

### 4.3.3 Component Graph Computation Order

Upon initialization, each component graph will generate a topological order. We can access this generated order by calling the `.compute_order` attribute. This attribute is used to determine the order that components should be evaluated during calls to fit and transform.

```
[6]: cg_simple.compute_order
[6]: ['My Imputer', 'OHE', 'RF Classifier']
```

### 4.3.4 Visualizing Component Graphs

We can get more information about an instantiated component graph by calling `.describe()`. This method will pretty-print each of the components in the graph and its parameters.

```
[7]: # Using a more involved component graph with more complex edges
component_dict = {
    "Imputer": ["Imputer", "X", "y"],
    "Target Imputer": ["Target Imputer", "X", "y"],
    "OneHot_RandomForest": ["One Hot Encoder", "Imputer.x", "Target Imputer.y"],
    "OneHot_ElasticNet": ["One Hot Encoder", "Imputer.x", "y"],
    "Random Forest": ["Random Forest Classifier", "OneHot_RandomForest.x", "y"],
    "Elastic Net": [
        "Elastic Net Classifier",
        "OneHot_ElasticNet.x",
        "Target Imputer.y",
    ],
    "Logistic Regression": [
        "Logistic Regression Classifier",
        "Random Forest.x",
        "Elastic Net.x",
        "y",
    ],
}
```

(continues on next page)

(continued from previous page)

```

    ],
}
cg_with_estimators = ComponentGraph(component_dict)
cg_with_estimators.instantiate({})
cg_with_estimators.describe()

```

1. Imputer
  - \* categorical\_impute\_strategy : most\_frequent
  - \* numeric\_impute\_strategy : mean
  - \* boolean\_impute\_strategy : most\_frequent
  - \* categorical\_fill\_value : None
  - \* numeric\_fill\_value : None
  - \* boolean\_fill\_value : None
2. Target Imputer
  - \* impute\_strategy : most\_frequent
  - \* fill\_value : None
3. One Hot Encoder
  - \* top\_n : 10
  - \* features\_to\_encode : None
  - \* categories : None
  - \* drop : if\_binary
  - \* handle\_unknown : ignore
  - \* handle\_missing : error
4. One Hot Encoder
  - \* top\_n : 10
  - \* features\_to\_encode : None
  - \* categories : None
  - \* drop : if\_binary
  - \* handle\_unknown : ignore
  - \* handle\_missing : error
5. Random Forest Classifier
  - \* n\_estimators : 100
  - \* max\_depth : 6
  - \* n\_jobs : -1
6. Elastic Net Classifier
  - \* penalty : elasticnet
  - \* C : 1.0
  - \* l1\_ratio : 0.15
  - \* n\_jobs : -1
  - \* multi\_class : auto
  - \* solver : saga
7. Logistic Regression Classifier
  - \* penalty : l2
  - \* C : 1.0
  - \* n\_jobs : -1
  - \* multi\_class : auto
  - \* solver : lbfgs

We can also visualize a component graph by calling `.graph()`.

```
[8]: cg_with_estimators.graph()
```

[8]:

### 4.3.5 Component graph methods

Similar to the pipeline structure, we can call `fit`, `transform` or `predict`.

We can also call `fit_features` which will fit all but the final component and `compute_final_component_features` which will transform all but the final component. These two methods may be useful in cases where you want to understand what transformed features are being passed into the last component.

```
[9]: from evalml.demos import load_breast_cancer
```

```
X, y = load_breast_cancer()
component_dict = {
    "My Imputer": ["Imputer", "X", "y"],
    "OHE": ["One Hot Encoder", "My Imputer.x", "y"],
}
cg_with_final_transformer = ComponentGraph(component_dict)
cg_with_final_transformer.instantiate({})
cg_with_final_transformer.fit(X, y)

# We can call `transform` for ComponentGraphs with a final transformer
cg_with_final_transformer.transform(X, y)
```

```

      Number of Features
Numeric              30

Number of training examples: 569
Targets
benign      62.74%
malignant   37.26%
Name: count, dtype: object
```

```
[9]:
```

	mean radius	mean texture	mean perimeter	mean area	mean smoothness	\
0	17.99	10.38	122.80	1001.0	0.11840	
1	20.57	17.77	132.90	1326.0	0.08474	
2	19.69	21.25	130.00	1203.0	0.10960	
3	11.42	20.38	77.58	386.1	0.14250	
4	20.29	14.34	135.10	1297.0	0.10030	
..	...	...	...	...	...	
564	21.56	22.39	142.00	1479.0	0.11100	
565	20.13	28.25	131.20	1261.0	0.09780	
566	16.60	28.08	108.30	858.1	0.08455	
567	20.60	29.33	140.10	1265.0	0.11780	
568	7.76	24.54	47.92	181.0	0.05263	
..	...	...	...	...	...	
mean compactness	mean concavity	mean concave points	mean symmetry	\		
0	0.27760	0.30010	0.14710	0.2419		
1	0.07864	0.08690	0.07017	0.1812		
2	0.15990	0.19740	0.12790	0.2069		
3	0.28390	0.24140	0.10520	0.2597		
4	0.13280	0.19800	0.10430	0.1809		
..	...	...	...	...		

(continues on next page)

(continued from previous page)

564	0.11590	0.24390	0.13890	0.1726
565	0.10340	0.14400	0.09791	0.1752
566	0.10230	0.09251	0.05302	0.1590
567	0.27700	0.35140	0.15200	0.2397
568	0.04362	0.00000	0.00000	0.1587

	mean fractal dimension	...	worst radius	worst texture	\
0	0.07871	...	25.380	17.33	
1	0.05667	...	24.990	23.41	
2	0.05999	...	23.570	25.53	
3	0.09744	...	14.910	26.50	
4	0.05883	...	22.540	16.67	
..	...	...	...	...	
564	0.05623	...	25.450	26.40	
565	0.05533	...	23.690	38.25	
566	0.05648	...	18.980	34.12	
567	0.07016	...	25.740	39.42	
568	0.05884	...	9.456	30.37	

	worst perimeter	worst area	worst smoothness	worst compactness	\
0	184.60	2019.0	0.16220	0.66560	
1	158.80	1956.0	0.12380	0.18660	
2	152.50	1709.0	0.14440	0.42450	
3	98.87	567.7	0.20980	0.86630	
4	152.20	1575.0	0.13740	0.20500	
..	...	...	...	...	
564	166.10	2027.0	0.14100	0.21130	
565	155.00	1731.0	0.11660	0.19220	
566	126.70	1124.0	0.11390	0.30940	
567	184.60	1821.0	0.16500	0.86810	
568	59.16	268.6	0.08996	0.06444	

	worst concavity	worst concave points	worst symmetry	\
0	0.7119	0.2654	0.4601	
1	0.2416	0.1860	0.2750	
2	0.4504	0.2430	0.3613	
3	0.6869	0.2575	0.6638	
4	0.4000	0.1625	0.2364	
..	...	...	...	
564	0.4107	0.2216	0.2060	
565	0.3215	0.1628	0.2572	
566	0.3403	0.1418	0.2218	
567	0.9387	0.2650	0.4087	
568	0.0000	0.0000	0.2871	

	worst fractal dimension
0	0.11890
1	0.08902
2	0.08758
3	0.17300
4	0.07678
..	...

(continues on next page)

(continued from previous page)

```

564          0.07115
565          0.06637
566          0.07820
567          0.12400
568          0.07039

```

```
[569 rows x 30 columns]
```

```

[10]: cg_with_estimators.fit(X, y)

# We can call `predict` for ComponentGraphs with a final transformer
cg_with_estimators.predict(X)

```

```

[10]: 0      malignant
      1      malignant
      2      malignant
      3      malignant
      4      malignant
      ...
      564    malignant
      565    malignant
      566    malignant
      567    malignant
      568      benign
      Length: 569, dtype: category
      Categories (2, object): ['benign', 'malignant']

```

## 4.4 Components

Components are the lowest level of building blocks in EvalML. Each component represents a fundamental operation to be applied to data.

All components accept parameters as keyword arguments to their `__init__` methods. These parameters can be used to configure behavior.

Each component class definition must include a human-readable name for the component. Additionally, each component class may expose parameters for AutoML search by defining a `hyperparameter_ranges` attribute containing the parameters in question.

EvalML splits components into two categories: **transformers** and **estimators**.

### 4.4.1 Transformers

Transformers subclass the `Transformer` class, and define a `fit` method to learn information from training data and a `transform` method to apply a learned transformation to new data.

For example, an *imputer* is configured with the desired impute strategy to follow, for instance the mean value. The imputers `fit` method would learn the mean from the training data, and the `transform` method would fill the learned mean value in for any missing values in new data.

All transformers can execute `fit` and `transform` separately or in one step by calling `fit_transform`. Defining a custom `fit_transform` method can facilitate useful performance optimizations in some cases.

```
[1]: import numpy as np
import pandas as pd
from evalml.pipelines.components import SimpleImputer
```

```
X = pd.DataFrame([[1, 2, 3], [1, np.nan, 3]])
display(X)
```

```
   0    1    2
0  1    2    3
1  1  NaN    3
```

```
[2]: import woodwork as ww
```

```
imp = SimpleImputer(impute_strategy="mean")
```

```
X.ww.init()
X = imp.fit_transform(X)
display(X)
```

```
   0    1    2
0  1    2    3
1  1    2    3
```

Below is a list of all transformers included with EvalML:

```
[3]: from evalml.pipelines.components.utils import all_components, Estimator, Transformer
```

```
for component in all_components():
    if issubclass(component, Transformer):
        print(f"Transformer: {component.name}")
```

```
Transformer: Time Series Regularizer
Transformer: Drop NaN Rows Transformer
Transformer: Replace Nullable Types Transformer
Transformer: Drop Rows Transformer
Transformer: URL Featurizer
Transformer: Email Featurizer
Transformer: Log Transformer
Transformer: STL Decomposer
Transformer: Polynomial Decomposer
Transformer: DFS Transformer
Transformer: Time Series Featurizer
Transformer: Natural Language Featurizer
Transformer: LSA Transformer
Transformer: Drop Null Columns Transformer
Transformer: DateTime Featurizer
Transformer: PCA Transformer
Transformer: Linear Discriminant Analysis Transformer
Transformer: Select Columns By Type Transformer
Transformer: Select Columns Transformer
Transformer: Drop Columns Transformer
Transformer: Oversampler
Transformer: Undersampler
Transformer: Standard Scaler
```

(continues on next page)

(continued from previous page)

```

Transformer: Time Series Imputer
Transformer: Target Imputer
Transformer: Imputer
Transformer: KNN Imputer
Transformer: Per Column Imputer
Transformer: Simple Imputer
Transformer: RFE Selector with RF Regressor
Transformer: RFE Selector with RF Classifier
Transformer: RF Regressor Select From Model
Transformer: RF Classifier Select From Model
Transformer: Ordinal Encoder
Transformer: Label Encoder
Transformer: Target Encoder
Transformer: One Hot Encoder

```

## 4.4.2 Estimators

Each estimator wraps an ML algorithm. Estimators subclass the `Estimator` class, and define a `fit` method to learn information from training data and a `predict` method for generating predictions from new data. Classification estimators should also define a `predict_proba` method for generating predicted probabilities.

Estimator classes each define a `model_family` attribute indicating what type of model is used.

Here's an example of using the `LogisticRegressionClassifier` estimator to fit and predict on a simple dataset:

```

[4]: from evalml.pipelines.components import LogisticRegressionClassifier

clf = LogisticRegressionClassifier()

X = X
y = [1, 0]

clf.fit(X, y)
clf.predict(X)

[4]: 0      0
     1      0
dtype: int64

```

Below is a list of all estimators included with EvalML:

```

[5]: from evalml.pipelines.components.utils import all_components, Estimator, Transformer

for component in all_components():
    if issubclass(component, Estimator):
        print(f"Estimator: {component.name}")

Estimator: Stacked Ensemble Regressor
Estimator: Stacked Ensemble Classifier
Estimator: Vowpal Wabbit Regressor
Estimator: VARMAX Regressor
Estimator: ARIMA Regressor
Estimator: Exponential Smoothing Regressor

```

(continues on next page)



(continued from previous page)

```

Estimator: SVM Regressor
Estimator: Prophet Regressor
Estimator: Multiseries Time Series Baseline Regressor
Estimator: Time Series Baseline Estimator
Estimator: Decision Tree Regressor
Estimator: Baseline Regressor
Estimator: Extra Trees Regressor
Estimator: XGBoost Regressor
Estimator: CatBoost Regressor
Estimator: Random Forest Regressor
Estimator: LightGBM Regressor
Estimator: Linear Regressor
Estimator: Elastic Net Regressor
Estimator: Vowpal Wabbit Multiclass Classifier
Estimator: Vowpal Wabbit Binary Classifier
Estimator: SVM Classifier
Estimator: KNN Classifier
Estimator: Decision Tree Classifier
Estimator: LightGBM Classifier
Estimator: Baseline Classifier
Estimator: Extra Trees Classifier
Estimator: Elastic Net Classifier
Estimator: CatBoost Classifier
Estimator: XGBoost Classifier
Estimator: Random Forest Classifier
Estimator: Logistic Regression Classifier

```

### 4.4.3 Defining Custom Components

EvalML allows you to easily create your own custom components by following the steps below.

#### Custom Transformers

Your transformer must inherit from the correct subclass. In this case *Transformer* for components that transform data. Next we will use EvalML's *DropNullColumns* as an example.

```

[6]: from evalml.pipelines.components import Transformer
    from evalml.utils import (
        infer_feature_types,
    )

    class DropNullColumns(Transformer):
        """Transformer to drop features whose percentage of NaN values exceeds a specified
        ↪ threshold"""

        name = "Drop Null Columns Transformer"
        hyperparameter_ranges = {}

        def __init__(self, pct_null_threshold=1.0, random_seed=0, **kwargs):

```

(continues on next page)

(continued from previous page)

```

        """Initializes an transformer to drop features whose percentage of NaN values
        exceeds a specified threshold.

        Args:
            pct_null_threshold(float): The percentage of NaN values in an input feature
            to drop.
                Must be a value between [0, 1] inclusive. If equal to 0.0, will drop
            columns with any null values.
                If equal to 1.0, will drop columns with all null values. Defaults to 0.
            95.
        """
        if pct_null_threshold < 0 or pct_null_threshold > 1:
            raise ValueError(
                "pct_null_threshold must be a float between 0 and 1, inclusive."
            )
        parameters = {"pct_null_threshold": pct_null_threshold}
        parameters.update(kwargs)

        self._cols_to_drop = None
        super().__init__(
            parameters=parameters, component_obj=None, random_seed=random_seed
        )

    def fit(self, X, y=None):
        """Fits DropNullColumns component to data

        Args:
            X (pd.DataFrame): The input training data of shape [n_samples, n_features]
            y (pd.Series, optional): The target training data of length [n_samples]

        Returns:
            self
        """
        pct_null_threshold = self.parameters["pct_null_threshold"]
        X_t = infer_feature_types(X)
        percent_null = X_t.isnull().mean()
        if pct_null_threshold == 0.0:
            null_cols = percent_null[percent_null > 0]
        else:
            null_cols = percent_null[percent_null >= pct_null_threshold]
        self._cols_to_drop = list(null_cols.index)
        return self

    def transform(self, X, y=None):
        """Transforms data X by dropping columns that exceed the threshold of null
        values.

        Args:
            X (pd.DataFrame): Data to transform
            y (pd.Series, optional): Ignored.

        Returns:

```

(continues on next page)

(continued from previous page)

```

        pd.DataFrame: Transformed X
        """
        X_t = infer_feature_types(X)
        return X_t.drop(self._cols_to_drop)

```

## Required fields

- **name:** A human-readable name.
- **modifies\_features:** A boolean that specifies whether this component modifies (subsets or transforms) the features variable during transform.
- **modifies\_target:** A boolean that specifies whether this component modifies (subsets or transforms) the target variable during transform.

## Required methods

Likewise, there are select methods you need to override as `Transformer` is an abstract base class:

- **\_\_init\_\_():** The `__init__()` method of your transformer will need to call `super().__init__()` and pass three parameters in: a `parameters` dictionary holding the parameters to the component, the `component_obj`, and the `random_seed` value. You can see that `component_obj` is set to `None` above and we will discuss `component_obj` in depth later on.
- **fit():** The `fit()` method is responsible for fitting your component on training data. It should return the component object.
- **transform():** After fitting a component, the `transform()` method will take in new data and transform accordingly. It should return a pandas dataframe with woodwork initialized. Note: a component must call `fit()` before `transform()`.

You can also call or override `fit_transform()` that combines `fit()` and `transform()` into one method.

## Custom Estimators

Your estimator must inherit from the correct subclass. In this case *Estimator* for components that predict new target values. Next we will use EvalML's *BaselineRegressor* as an example.

```

[7]: import numpy as np
import pandas as pd

from evalml.model_family import ModelFamily
from evalml.pipelines.components.estimators import Estimator
from evalml.problem_types import ProblemTypes

class BaselineRegressor(Estimator):
    """Regressor that predicts using the specified strategy.

    This is useful as a simple baseline regressor to compare with other regressors.
    """

```

(continues on next page)

(continued from previous page)

```

name = "Baseline Regressor"
hyperparameter_ranges = {}
model_family = ModelFamily.BASELINE
supported_problem_types = [
    ProblemTypes.REGRESSION,
    ProblemTypes.TIME_SERIES_REGRESSION,
]

def __init__(self, strategy="mean", random_seed=0, **kwargs):
    """Baseline regressor that uses a simple strategy to make predictions.

    Args:
        strategy (str): Method used to predict. Valid options are "mean", "median".
        Defaults to "mean".
        random_seed (int): Seed for the random number generator. Defaults to 0.

    """
    if strategy not in ["mean", "median"]:
        raise ValueError(
            "'strategy' parameter must equal either 'mean' or 'median'"
        )
    parameters = {"strategy": strategy}
    parameters.update(kwargs)

    self._prediction_value = None
    self._num_features = None
    super().__init__(
        parameters=parameters, component_obj=None, random_seed=random_seed
    )

def fit(self, X, y=None):
    if y is None:
        raise ValueError("Cannot fit Baseline regressor if y is None")
    X = infer_feature_types(X)
    y = infer_feature_types(y)

    if self.parameters["strategy"] == "mean":
        self._prediction_value = y.mean()
    elif self.parameters["strategy"] == "median":
        self._prediction_value = y.median()
    self._num_features = X.shape[1]
    return self

def predict(self, X):
    X = infer_feature_types(X)
    predictions = pd.Series([self._prediction_value] * len(X))
    return infer_feature_types(predictions)

@property
def feature_importance(self):
    """Returns importance associated with each feature. Since baseline regressors do
    not use input features to calculate predictions, returns an array of zeroes.

```

(continues on next page)

(continued from previous page)

```

Returns:
    np.ndarray (float): An array of zeroes

    """
    return np.zeros(self._num_features)

```

## Required fields

- `name`: A human-readable name.
- `model_family` - EvalML *model\_family* that this component belongs to
- `supported_problem_types` - list of EvalML *problem\_types* that this component supports
- `modifies_features`: A boolean that specifies whether the return value from `predict` or `predict_proba` should be used as features.
- `modifies_target`: A boolean that specifies whether the return value from `predict` or `predict_proba` should be used as the target variable.

Model families and problem types include:

```

[8]: from evalml.model_family import ModelFamily
    from evalml.problem_types import ProblemTypes

    print("Model Families:\n", [m.value for m in ModelFamily])
    print("Problem Types:\n", [p.value for p in ProblemTypes])

Model Families:
['k_neighbors', 'random_forest', 'svm', 'xgboost', 'lightgbm', 'linear_model', 'catboost',
→ 'extra_trees', 'ensemble', 'decision_tree', 'exponential_smoothing', 'arima',
→ 'varmax', 'baseline', 'prophet', 'vowpal_wabbit', 'none']
Problem Types:
['binary', 'multiclass', 'regression', 'time series regression', 'time series binary',
→ 'time series multiclass']

```

## Required methods

- `__init__()` - the `__init__()` method of your estimator will need to call `super().__init__()` and pass three parameters in: a `parameters` dictionary holding the parameters to the component, the `component_obj`, and the `random_seed` value.
- `fit()` - the `fit()` method is responsible for fitting your component on training data.
- `predict()` - after fitting a component, the `predict()` method will take in new data and predict new target values. Note: a component must call `fit()` before `predict()`.
- `feature_importance` - `feature_importance` is a [Python property](#) that returns a list of importances associated with each feature.

If your estimator handles classification problems it also requires an additional method:

- `predict_proba()` - this method predicts probability estimates for classification labels

## Components Wrapping Third-Party Objects

The `component_obj` parameter is used for wrapping third-party objects and using them in component implementation. If you're using a `component_obj` you will need to define `__init__()` and pass in the relevant object that has also implemented the required methods mentioned above. However, if the `component_obj` does not follow EvalML component conventions, you may need to override methods as needed. Below is an example of EvalML's *LinearRegressor*.

```
[9]: from sklearn.linear_model import LinearRegression as SKLinearRegression

from evalml.model_family import ModelFamily
from evalml.pipelines.components.estimators import Estimator
from evalml.problem_types import ProblemTypes

class LinearRegressor(Estimator):
    """Linear Regressor."""

    name = "Linear Regressor"
    model_family = ModelFamily.LINEAR_MODEL
    supported_problem_types = [ProblemTypes.REGRESSION]

    def __init__(
        self, fit_intercept=True, normalize=False, n_jobs=-1, random_seed=0, **kwargs
    ):
        parameters = {
            "fit_intercept": fit_intercept,
            "normalize": normalize,
            "n_jobs": n_jobs,
        }
        parameters.update(kwargs)
        linear_regressor = SKLinearRegression(**parameters)
        super().__init__(
            parameters=parameters,
            component_obj=linear_regressor,
            random_seed=random_seed,
        )

    @property
    def feature_importance(self):
        return self._component_obj.coef_
```

## Hyperparameter Ranges for AutoML

`hyperparameter_ranges` is a dictionary mapping the parameter name (str) to an allowed range (*SkOpt Space*) for that parameter. Both lists and `skopt.space.Categorical` values are accepted for categorical spaces.

AutoML will perform a search over the allowed ranges for each parameter to select models which produce optimal performance within those ranges. AutoML gets the allowed ranges for each component from the component's `hyperparameter_ranges` class attribute. Any component parameter you add an entry for in `hyperparameter_ranges` will be included in the AutoML search. If parameters are omitted, AutoML will use the default value in all pipelines.

### 4.4.4 Generate Component Code

Once you have a component defined in EvalML, you can generate string Python code to recreate this component, which can then be saved and run elsewhere with EvalML. `generate_component_code` requires a component instance as the input. This method works for custom components as well, although it won't return the code required to define the custom component.

```
[10]: from evalml.pipelines.components import LogisticRegressionClassifier
      from evalml.pipelines.components.utils import generate_component_code

      lr = LogisticRegressionClassifier(C=5)
      code = generate_component_code(lr)
      print(code)

      from evalml.pipelines.components.estimators.classifiers.logistic_regression_classifier_
      ↪ import LogisticRegressionClassifier

      logisticRegressionClassifier = LogisticRegressionClassifier(**{'penalty': 'l2', 'C': 5,
      ↪ 'n_jobs': -1, 'multi_class': 'auto', 'solver': 'lbfgs'})

[11]: # this string can then be copy and pasted into a separate window and executed as python_
      ↪ code
      exec(code)

[12]: # We can also do this for custom components
      from evalml.pipelines.components.utils import generate_component_code

      myDropNull = DropNullColumns()
      print(generate_component_code(myDropNull))

      dropNullColumnsTransformer = DropNullColumns(**{'pct_null_threshold': 1.0})
```

### Expectations for Custom Classification Components

EvalML expects the following from custom classification component implementations:

- Classification targets will range from 0 to n-1 and are integers.
- For classification estimators, the order of `predict_proba`'s columns must match the order of the target, and the column names must be integers ranging from 0 to n-1

## 4.5 Objectives

### 4.5.1 Overview

One of the key choices to make when training an ML model is what metric to choose by which to measure the efficacy of the model at learning the signal. Such metrics are useful for comparing how well the trained models generalize to new similar data.

This choice of metric is a key component of AutoML because it defines the cost function the AutoML search will seek to optimize. In EvalML, these metrics are called **objectives**. AutoML will seek to minimize (or maximize) the objective score as it explores more pipelines and parameters and will use the feedback from scoring pipelines to tune the

available hyperparameters and continue the search. Therefore, it is critical to have an objective function that represents how the model will be applied in the intended domain of use.

EvalML supports a variety of objectives from traditional supervised ML including [mean squared error](#) for regression problems and [cross entropy](#) or [area under the ROC curve](#) for classification problems. EvalML also allows the user to define a custom objective using their domain expertise, so that AutoML can search for models which provide the most value for the user's problem.

## Optimization vs Ranking Objectives

There are many common objectives used for evaluating model performance. However, not all of these objectives should be used to optimize AutoMLSearch. Consider the popular objective `recall`, which is the number of true positives divided by the number of true positives and false negatives. If the model has no false negatives, the `recall` ends up being a perfect score of 1. During automatic optimization, models can exploit this by predicting the positive label in every case, making a completely useless but seemingly highly performant model. However, this objective is still useful when trying to evaluate performance after a model has been trained.

Due to this potential issue, we define two types of objectives: optimization and ranking. Optimization objectives are those that can be used within AutoMLSearch to train performant models. Ranking objectives can be used after AutoMLSearch has been run, to rank or otherwise evaluate model performance. These include all of the optimization metrics, as well as all other important metrics such as recall that are excluded from optimization.

Note that we also define a third class of objectives, non-core objectives, which are domain-specific and require additional configuration before they can be used.

### 4.5.2 Optimization Objectives

Use the `get_optimization_objectives` method to get a list of which objectives can be used for optimization in AutoMLSearch for each problem type:

```
[1]: from evalml.objectives import get_optimization_objectives
    from evalml.problem_types import ProblemTypes

    for objective in get_optimization_objectives(ProblemTypes.BINARY):
        print(objective.name)
```

```
MCC Binary
Log Loss Binary
Gini
AUC
Precision
F1
Balanced Accuracy Binary
Accuracy Binary
```



### 4.5.3 Ranking Objectives

Use the `get_ranking_objectives` method to get a list of which objectives are included with EvalML for each problem type:

```
[2]: from evalml.objectives import get_ranking_objectives

for objective in get_ranking_objectives(ProblemTypes.BINARY):
    print(objective.name)
```

```
MCC Binary
Log Loss Binary
Gini
AUC
Recall
Precision
F1
Balanced Accuracy Binary
Accuracy Binary
```

EvalML defines a base objective class for each problem type: `RegressionObjective`, `BinaryClassificationObjective` and `MulticlassClassificationObjective`. All EvalML objectives are a subclass of one of these.

### Binary Classification Objectives and Thresholds

All binary classification objectives have a `threshold` property. Some binary classification objectives like log loss and AUC are unaffected by the choice of binary classification threshold, because they score based on predicted probabilities or examine a range of threshold values. These metrics are defined with `score_needs_proba` set to `False`. For all other binary classification objectives, we can compute the optimal binary classification threshold from the predicted probabilities and the target.

```
[3]: from evalml.pipelines import BinaryClassificationPipeline
from evalml.demos import load_fraud
from evalml.objectives import F1

X, y = load_fraud(n_rows=100)
X ww.init(
    logical_types={
        "provider": "Categorical",
        "region": "Categorical",
        "currency": "Categorical",
        "expiration_date": "Categorical",
    }
)
objective = F1()
pipeline = BinaryClassificationPipeline(
    component_graph=[
        "Imputer",
        "DateTime Featurizer",
        "One Hot Encoder",
        "Random Forest Classifier",
    ]
)
```

(continues on next page)

(continued from previous page)

```

)
pipeline.fit(X, y)
print(pipeline.threshold)
print(pipeline.score(X, y, objectives=[objective]))

y_pred_proba = pipeline.predict_proba(X)[True]
pipeline.threshold = objective.optimize_threshold(y_pred_proba, y)
print(pipeline.threshold)
print(pipeline.score(X, y, objectives=[objective]))

```

	Number of Features
Boolean	1
Categorical	6
Numeric	5

```

Number of training examples: 100
Targets
False    91.00%
True     9.00%
Name: count, dtype: object
None
OrderedDict([('F1', 1.0)])
0.37905689607742854
OrderedDict([('F1', 1.0)])

```

#### 4.5.4 Custom Objectives

Often times, the objective function is very specific to the use-case or business problem. To get the right objective to optimize requires thinking through the decisions or actions that will be taken using the model and assigning a cost/benefit to doing that correctly or incorrectly based on known outcomes in the training data.

Once you have determined the objective for your business, you can provide that to EvalML to optimize by defining a custom objective function.

##### Defining a Custom Objective Function

To create a custom objective class, we must define several elements:

- **name:** The printable name of this objective.
- **objective\_function:** This function takes the predictions, true labels, and an optional reference to the inputs, and returns a score of how well the model performed.
- **greater\_is\_better:** True if a higher `objective_function` value represents a better solution, and otherwise False.
- **score\_needs\_proba:** Only for classification objectives. True if the objective is intended to function with predicted probabilities as opposed to predicted values (example: cross entropy for classifiers).
- **decision\_function:** Only for binary classification objectives. This function takes predicted probabilities that were output from the model and a binary classification threshold, and returns predicted values.
- **perfect\_score:** The score achieved by a perfect model on this objective.

- `expected_range`: The expected range of values we want this objective to output, which doesn't necessarily have to be equal to the possible range of values. For example, our expected R2 range is from `[-1, 1]`, although the actual range is `(-inf, 1]`.

### Example: Fraud Detection

To give a concrete example, let's look at how the *fraud detection* objective function is built.

```
[4]: from evalml.objectives.binary_classification_objective import (
      BinaryClassificationObjective,
      )
      import pandas as pd

      class FraudCost(BinaryClassificationObjective):
          """Score the percentage of money lost of the total transaction amount process due to
          fraud"""

          name = "Fraud Cost"
          greater_is_better = False
          score_needs_proba = False
          perfect_score = 0.0

          def __init__(
              self,
              retry_percentage=0.5,
              interchange_fee=0.02,
              fraud_payout_percentage=1.0,
              amount_col="amount",
          ):
              """Create instance of FraudCost

              Args:
                  retry_percentage (float): What percentage of customers that will retry a
                  transaction if it
                  is declined. Between 0 and 1. Defaults to .5

                  interchange_fee (float): How much of each successful transaction you can
                  collect.
                  Between 0 and 1. Defaults to .02

                  fraud_payout_percentage (float): Percentage of fraud you will not be able to
                  collect.
                  Between 0 and 1. Defaults to 1.0

                  amount_col (str): Name of column in data that contains the amount. Defaults
                  to "amount"
              """
              self.retry_percentage = retry_percentage
              self.interchange_fee = interchange_fee
              self.fraud_payout_percentage = fraud_payout_percentage
              self.amount_col = amount_col
```

(continues on next page)

(continued from previous page)

```

def decision_function(self, ypred_proba, threshold=0.0, X=None):
    """Determine if a transaction is fraud given predicted probabilities, threshold,
    and dataframe with transaction amount

    Args:
        ypred_proba (pd.Series): Predicted probabilities
        X (pd.DataFrame): Dataframe containing transaction amount
        threshold (float): Dollar threshold to determine if transaction is fraud

    Returns:
        pd.Series: Series of predicted fraud labels using X and threshold
    """
    if not isinstance(X, pd.DataFrame):
        X = pd.DataFrame(X)

    if not isinstance(ypred_proba, pd.Series):
        ypred_proba = pd.Series(ypred_proba)

    transformed_probs = ypred_proba.values * X[self.amount_col]
    return transformed_probs > threshold

def objective_function(self, y_true, y_predicted, X):
    """Calculate amount lost to fraud per transaction given predictions, true values,
    and dataframe with transaction amount

    Args:
        y_predicted (pd.Series): predicted fraud labels
        y_true (pd.Series): true fraud labels
        X (pd.DataFrame): dataframe with transaction amounts

    Returns:
        float: amount lost to fraud per transaction
    """
    if not isinstance(X, pd.DataFrame):
        X = pd.DataFrame(X)

    if not isinstance(y_predicted, pd.Series):
        y_predicted = pd.Series(y_predicted)

    if not isinstance(y_true, pd.Series):
        y_true = pd.Series(y_true)

    # extract transaction using the amount columns in users data
    try:
        transaction_amount = X[self.amount_col]
    except KeyError:
        raise ValueError("`{}` is not a valid column in X.".format(self.amount_col))

    # amount paid if transaction is fraud
    fraud_cost = transaction_amount * self.fraud_payout_percentage

    # money made from interchange fees on transaction

```

(continues on next page)

(continued from previous page)

```

interchange_cost = (
    transaction_amount * (1 - self.retry_percentage) * self.interchange_fee
)

# calculate cost of missing fraudulent transactions
false_negatives = (y_true & ~y_predicted) * fraud_cost

# calculate money lost from fees
false_positives = (~y_true & y_predicted) * interchange_cost

loss = false_negatives.sum() + false_positives.sum()

loss_per_total_processed = loss / transaction_amount.sum()

return loss_per_total_processed

```

## 4.6 Model Understanding

Simply examining a model's performance metrics is not enough to select a model and promote it for use in a production setting. While developing an ML algorithm, it is important to understand how the model behaves on the data, to examine the key factors influencing its predictions and to consider where it may be deficient. Determination of what "success" may mean for an ML project depends first and foremost on the user's domain expertise.

EvalML includes a variety of tools for understanding models, from graphing utilities to methods for explaining predictions.

\*\* Graphing methods on Jupyter Notebook and Jupyter Lab require [ipywidgets](#) to be installed.

\*\* If graphing on Jupyter Lab, [jupyterlab-plotly](#) required. To download this, make sure you have [npm](#) installed.

### 4.6.1 Explaining Feature Influence

The EvalML package offers a variety of methods for understanding which features in a dataset have an impact on the output of the model. We can investigate this either through feature importance or through permutation importance, and leverage either in generating more readable explanations.

First, let's train a pipeline on some data.

```

[1]: import evalml
from evalml.pipelines import BinaryClassificationPipeline

X, y = evalml.demos.load_breast_cancer()

X_train, X_holdout, y_train, y_holdout = evalml.preprocessing.split_data(
    X, y, problem_type="binary", test_size=0.2, random_seed=0
)

pipeline_binary = BinaryClassificationPipeline(
    component_graph={
        "Label Encoder": ["Label Encoder", "X", "y"],

```

(continues on next page)

(continued from previous page)

```

    "Imputer": ["Imputer", "X", "Label Encoder.y"],
    "Random Forest Classifier": [
        "Random Forest Classifier",
        "Imputer.x",
        "Label Encoder.y",
    ],
}
)
pipeline_binary.fit(X_train, y_train)
print(pipeline_binary.score(X_holdout, y_holdout, objectives=["log loss binary"]))

```

Number of Features  
 Numeric 30

Number of training examples: 569  
 Targets  
 benign 62.74%  
 malignant 37.26%  
 Name: count, dtype: object  
 OrderedDict([('Log Loss Binary', 0.1686746297113362)])

## Feature Importance

We can get the importance associated with each feature of the resulting pipeline

```

[2]: pipeline_binary.feature_importance
[2]:

```

	feature	importance
0	mean concave points	0.138857
1	worst perimeter	0.137780
2	worst concave points	0.117782
3	worst radius	0.100584
4	mean concavity	0.086402
5	worst area	0.072027
6	mean perimeter	0.046500
7	worst concavity	0.043408
8	mean radius	0.037664
9	mean area	0.033683
10	radius error	0.025036
11	area error	0.019324
12	worst texture	0.014754
13	worst compactness	0.014462
14	mean texture	0.013856
15	worst smoothness	0.013710
16	worst symmetry	0.011395
17	perimeter error	0.010284
18	mean compactness	0.008162
19	mean smoothness	0.008154
20	worst fractal dimension	0.007034
21	fractal dimension error	0.005502
22	compactness error	0.004953
23	smoothness error	0.004728

(continues on next page)

(continued from previous page)

24	texture error	0.004384
25	symmetry error	0.004250
26	mean fractal dimension	0.004164
27	concavity error	0.004089
28	mean symmetry	0.003997
29	concave points error	0.003076

We can also create a bar plot of the feature importances

```
[3]: pipeline_binary.graph_feature_importance()
```

Data type cannot be displayed: application/vnd.plotly.v1+json, text/html

If we have a linear model, we can also view feature importance by simply inspecting the coefficients of the model.

```
[4]: from evalml.model_understanding import get_linear_coefficients
```

```
pipeline_linear = BinaryClassificationPipeline(
    component_graph={
        "Label Encoder": ["Label Encoder", "X", "y"],
        "Imputer": ["Imputer", "X", "Label Encoder.y"],
        "Logistic Regression Classifier": [
            "Logistic Regression Classifier",
            "Imputer.x",
            "Label Encoder.y",
        ],
    },
)
pipeline_linear.fit(X_train, y_train)

get_linear_coefficients(pipeline_linear.estimator, features=X.columns)
```

```
[4]: Intercept                -0.352325
worst radius                 -1.841560
mean radius                  -1.734090
texture error                 -0.769215
perimeter error              -0.301213
radius error                  -0.078451
mean texture                  -0.064298
mean perimeter                -0.041579
mean area                     0.001247
fractal dimension error       0.005983
smoothness error              0.006360
symmetry error                0.019811
mean fractal dimension        0.020884
worst area                    0.023366
concave points error          0.023432
compactness error             0.060427
mean smoothness               0.076231
concavity error               0.087974
mean symmetry                  0.090586
```

(continues on next page)

(continued from previous page)

```
worst fractal dimension    0.102868
area error                 0.114724
worst smoothness          0.131197
mean concave points       0.190348
worst texture              0.251384
worst perimeter           0.284895
worst symmetry             0.285985
mean compactness          0.320826
worst concave points      0.361658
mean concavity             0.439937
worst compactness         0.981815
worst concavity           1.235671
dtype: float64
```

## Permutation Importance

We can also compute and plot the permutation importance of the pipeline.

```
[5]: from evalml.model_understanding import calculate_permutation_importance
```

```
calculate_permutation_importance(
    pipeline_binary, X_holdout, y_holdout, "log loss binary"
)
```

```
[5]:
```

	feature	importance
0	worst perimeter	0.063657
1	worst area	0.045759
2	worst radius	0.041926
3	mean concave points	0.029325
4	worst concave points	0.021045
5	worst concavity	0.010105
6	worst texture	0.010044
7	mean texture	0.006178
8	mean symmetry	0.005857
9	mean area	0.004745
10	worst smoothness	0.003190
11	area error	0.003113
12	mean perimeter	0.002478
13	mean fractal dimension	0.001981
14	compactness error	0.001968
15	concavity error	0.001947
16	texture error	0.000291
17	smoothness error	-0.000206
18	mean smoothness	-0.000745
19	fractal dimension error	-0.000835
20	worst compactness	-0.002392
21	mean concavity	-0.003188
22	mean compactness	-0.005377
23	radius error	-0.006229
24	mean radius	-0.006870
25	worst fractal dimension	-0.007415

(continues on next page)



(continued from previous page)

26	symmetry error	-0.008175
27	perimeter error	-0.008980
28	concave points error	-0.010415
29	worst symmetry	-0.018645

```
[6]: from evalml.model_understanding import graph_permutation_importance

graph_permutation_importance(pipeline_binary, X_holdout, y_holdout, "log loss binary")
```

Data type cannot be displayed: application/vnd.plotly.v1+json, text/html

## Human Readable Importance

We can generate a more human-comprehensible understanding of either the feature or permutation importance by using `readable_explanation(pipeline)`. This picks out a subset of features that have the highest impact on the output of the model, sorting them into either “heavily” or “somewhat” influential on the model. These features are selected either by feature importance or permutation importance with a given objective. If there are any features that actively decrease the performance of the pipeline, this function highlights those and recommends removal.

Note that permutation importance runs on the original input features, while feature importance runs on the features as they were passed in to the final estimator, having gone through a number of preprocessing steps. The two methods will highlight different features as being important, and feature names may vary as well.

```
[7]: from evalml.model_understanding import readable_explanation
```

```
readable_explanation(
    pipeline_binary,
    X_holdout,
    y_holdout,
    objective="log loss binary",
    importance_method="permutation",
)
```

Random Forest Classifier: The output as measured by log loss binary is heavily\_  
 ↳influenced by worst perimeter, and is somewhat influenced by worst area, worst radius,\_  
 ↳mean concave points, and worst concave points.  
 The features smoothness error, mean smoothness, fractal dimension error, worst\_  
 ↳compactness, mean concavity, mean compactness, radius error, mean radius, worst\_  
 ↳fractal dimension, symmetry error, perimeter error, concave points error, and worst\_  
 ↳symmetry detracted from model performance. We suggest removing these features.

```
[8]: readable_explanation(
    pipeline_binary, importance_method="feature"
) # feature importance doesn't require X and y
```

Random Forest Classifier: The output is somewhat influenced by mean concave points,\_  
 ↳worst perimeter, worst concave points, worst radius, and mean concavity.

We can adjust the number of most important features visible with the `max_features` argument, or modify the minimum threshold for “importance” with `min_importance_threshold`. However, these values will not affect any detrimental features displayed, as this function always displays all of them.

## 4.6.2 Metrics for Model Understanding

### Confusion Matrix

For binary or multiclass classification, we can view a [confusion matrix](#) of the classifier's predictions. In the DataFrame output of `confusion_matrix()`, the column header represents the predicted labels while row header represents the actual labels.

```
[9]: from evalml.model_understanding.metrics import confusion_matrix
```

```
y_pred = pipeline_binary.predict(X_holdout)
confusion_matrix(y_holdout, y_pred)
```

```
[9]:
```

	benign	malignant
benign	0.930556	0.069444
malignant	0.023810	0.976190

```
[10]: from evalml.model_understanding.metrics import graph_confusion_matrix
```

```
y_pred = pipeline_binary.predict(X_holdout)
graph_confusion_matrix(y_holdout, y_pred)
```

Data type cannot be displayed: application/vnd.plotly.v1+json, text/html

### Precision-Recall Curve

For binary classification, we can view the precision-recall curve of the pipeline.

```
[11]: from evalml.model_understanding.metrics import graph_precision_recall_curve
```

```
# get the predicted probabilities associated with the "true" label
import woodwork as ww
```

```
y_encoded = y_holdout.ww.map({"benign": 0, "malignant": 1})
y_pred_proba = pipeline_binary.predict_proba(X_holdout)["malignant"]
graph_precision_recall_curve(y_encoded, y_pred_proba)
```

Data type cannot be displayed: application/vnd.plotly.v1+json, text/html

### ROC Curve

For binary and multiclass classification, we can view the [Receiver Operating Characteristic \(ROC\) curve](#) of the pipeline.

```
[12]: from evalml.model_understanding.metrics import graph_roc_curve
```

```
# get the predicted probabilities associated with the "malignant" label
y_pred_proba = pipeline_binary.predict_proba(X_holdout)["malignant"]
graph_roc_curve(y_encoded, y_pred_proba)
```

Data type cannot be displayed: application/vnd.plotly.v1+json, text/html

The ROC curve can also be generated for multiclass classification problems. For multiclass problems, the graph will show a one-vs-many ROC curve for each class.

```
[13]: from evalml.pipelines import MulticlassClassificationPipeline
```

```
X_multi, y_multi = evalml.demos.load_wine()

pipeline_multi = MulticlassClassificationPipeline(
    ["Simple Imputer", "Random Forest Classifier"]
)
pipeline_multi.fit(X_multi, y_multi)

y_pred_proba = pipeline_multi.predict_proba(X_multi)
graph_roc_curve(y_multi, y_pred_proba)
```

```

      Number of Features
Numeric                13

Number of training examples: 178
Targets
class_1    39.89%
class_0    33.15%
class_2    26.97%
Name: count, dtype: object
```

Data type cannot be displayed: application/vnd.plotly.v1+json, text/html

### 4.6.3 Visualizations

#### Binary Objective Score vs. Threshold Graph

Some *binary classification objectives* (objectives that have `score_needs_proba` set to `False`) are sensitive to a decision threshold. For those objectives, we can obtain and graph the scores for thresholds from zero to one, calculated at evenly-spaced intervals determined by `steps`.

```
[14]: from evalml.model_understanding.visualizations import binary_objective_vs_threshold
```

```
binary_objective_vs_threshold(pipeline_binary, X_holdout, y_holdout, "f1", steps=10)
```

```
[14]:
  threshold  score
0         0.0  0.538462
1         0.1  0.811881
2         0.2  0.891304
3         0.3  0.901099
4         0.4  0.931818
5         0.5  0.931818
6         0.6  0.941176
```

(continues on next page)

(continued from previous page)

```

7      0.7  0.951220
8      0.8  0.936709
9      0.9  0.923077
10     1.0  0.000000

```

```

[15]: from evalml.model_understanding.visualizations import (
      graph_binary_objective_vs_threshold,
      )

      graph_binary_objective_vs_threshold(
          pipeline_binary, X_holdout, y_holdout, "f1", steps=100
      )

```

Data type cannot be displayed: application/vnd.plotly.v1+json, text/html

### Predicted Vs Actual Values Graph for Regression Problems

We can also create a scatterplot comparing predicted vs actual values for regression problems. We can specify an `outlier_threshold` to color values differently if the absolute difference between the actual and predicted values are outside of a given threshold.

```

[16]: from evalml.model_understanding.visualizations import graph_prediction_vs_actual
      from evalml.pipelines import RegressionPipeline

      X_regress, y_regress = evalml.demos.load_diabetes()
      X_train_reg, X_test_reg, y_train_reg, y_test_reg = evalml.preprocessing.split_data(
          X_regress, y_regress, problem_type="regression"
      )

      pipeline_regress = RegressionPipeline(["One Hot Encoder", "Linear Regressor"])
      pipeline_regress.fit(X_train_reg, y_train_reg)

      y_pred = pipeline_regress.predict(X_test_reg)
      graph_prediction_vs_actual(y_test_reg, y_pred, outlier_threshold=50)

```

```

      Number of Features
Numeric          10

Number of training examples: 442
Targets
200    1.36%
72     1.36%
90     1.13%
178    1.13%
71     1.13%
...
73     0.23%
222    0.23%
86     0.23%
79     0.23%

```

(continues on next page)

(continued from previous page)

```
57      0.23%
Name: count, Length: 214, dtype: object
```

```
Data type cannot be displayed: application/vnd.plotly.v1+json, text/html
```

## Tree Visualization

Now let's train a decision tree on some data. We can visualize the structure of the Decision Tree that was fit to that data, and save it if necessary.

```
[17]: pipeline_dt = BinaryClassificationPipeline(
      ["Simple Imputer", "Decision Tree Classifier"]
    )
      pipeline_dt.fit(X_train, y_train)

[17]: pipeline = BinaryClassificationPipeline(component_graph={'Simple Imputer': ['Simple_
      ↳ Imputer', 'X', 'y'], 'Decision Tree Classifier': ['Decision Tree Classifier', 'Simple_
      ↳ Imputer.x', 'y']}, parameters={'Simple Imputer':{'impute_strategy': 'most_frequent',
      ↳ 'fill_value': None}, 'Decision Tree Classifier':{'criterion': 'gini', 'max_features':
      ↳ 'sqrt', 'max_depth': 6, 'min_samples_split': 2, 'min_weight_fraction_leaf': 0.0}},
      ↳ random_seed=0)

[18]: from evalml.model_understanding.visualizations import visualize_decision_tree

      visualize_decision_tree(
        pipeline_dt.estimator, max_depth=2, rotate=False, filled=True, filepath=None
      )

[18]:
```

## Confusion Matrix and Thresholds for Binary Classification Pipelines

For binary classification pipelines, EvalML also provides the ability to compare the actual positive and actual negative histograms, as well as obtaining the confusion matrices and ideal thresholds per objective.

```
[19]: from evalml.model_understanding import find_confusion_matrix_per_thresholds

      df, objective_thresholds = find_confusion_matrix_per_thresholds(
        pipeline_binary, X, y, n_bins=10
      )
      df.head(10)
```

	true_pos_count	true_neg_count	true_positives	true_negatives	\
0.1	1	309	211	309	
0.2	0	35	211	344	
0.3	0	5	211	349	
0.4	0	3	211	352	
0.5	0	0	211	352	
0.6	3	2	208	354	
0.7	2	2	206	356	
0.8	9	1	197	357	

(continues on next page)

(continued from previous page)

0.9	15	0	182	357
1.0	182	0	0	357
	false_positives	false_negatives	data_in_bins	
0.1	48	1	[19, 20, 21, 37, 46]	
0.2	13	1	[68, 92, 123, 133, 147]	
0.3	8	1	[112, 157, 484, 491, 505]	
0.4	5	1	[208, 340, 465]	
0.5	5	1	[]	
0.6	3	4	[40, 89, 128, 263, 297]	
0.7	1	6	[13, 81, 385, 421]	
0.8	0	15	[38, 41, 54, 73, 86]	
0.9	0	30	[39, 44, 91, 99, 100]	
1.0	0	212	[0, 1, 2, 3, 4]	

```
[20]: objective_thresholds
```

```
[20]: {'accuracy': {'objective score': 0.9894551845342706, 'threshold value': 0.4},
      'balanced_accuracy': {'objective score': 0.9906387083135141,
                             'threshold value': 0.4},
      'precision': {'objective score': 1.0, 'threshold value': 0.8},
      'f1': {'objective score': 0.9859813084112149, 'threshold value': 0.4}}
```

In the above results, the first dataframe contains the histograms for the actual positive and negative classes, indicated by `true_pos_count` and `true_neg_count`. The columns `true_positives`, `true_negatives`, `false_positives`, and `false_negatives` contain the confusion matrix information for the associated threshold, and the `data_in_bins` holds a random subset of row indices (both positive and negative) that belong in each bin. The index of the dataframe represents the associated threshold. For instance, at index 0.1, there is 1 positive and 309 negative rows that fall between [0.0, 0.1].

The returned `objective_thresholds` dictionary has the objective measure as the key, and the dictionary value associated contains both the best objective score and the threshold that results in the associated score.

## Visualize high dimensional data in lower space

We can use T-SNE to visualize data with many features on a 2D plot, making it easier to see relationships in your data.

```
[21]: # Our data is highly dimensional, we can't plot this in a way we understand
      print(len(X.columns))
```

```
30
```

```
[22]: from evalml.model_understanding import graph_t_sne
```

```
fig = graph_t_sne(X)
fig
```

```
Data type cannot be displayed: application/vnd.plotly.v1+json, text/html
```

## 4.6.4 Partial Dependence Plots

We can calculate the one-way partial dependence plots for a feature.

```
[23]: from evalml.model_understanding import partial_dependence

partial_dependence(
    pipeline_binary, X_holdout, features="mean radius", grid_resolution=5
)
```

	feature_values	partial_dependence	class_label
0	9.69092	0.392453	malignant
1	12.40459	0.395962	malignant
2	15.11826	0.417396	malignant
3	17.83193	0.429542	malignant
4	20.54560	0.429717	malignant

```
[24]: from evalml.model_understanding import graph_partial_dependence

graph_partial_dependence(
    pipeline_binary, X_holdout, features="mean radius", grid_resolution=5
)
```

Data type cannot be displayed: application/vnd.plotly.v1+json, text/html

We can also compute the partial dependence for a categorical feature. We will demonstrate this on the fraud dataset.

```
[25]: X_fraud, y_fraud = evalml.demos.load_fraud(100, verbose=False)
X_fraud.wv.init(
    logical_types={
        "provider": "Categorical",
        "region": "Categorical",
        "currency": "Categorical",
        "expiration_date": "Categorical",
    }
)

fraud_pipeline = BinaryClassificationPipeline(
    ["DateTime Featurizer", "One Hot Encoder", "Random Forest Classifier"]
)
fraud_pipeline.fit(X_fraud, y_fraud)

graph_partial_dependence(fraud_pipeline, X_fraud, features="provider")
```

Data type cannot be displayed: application/vnd.plotly.v1+json, text/html

Two-way partial dependence plots are also possible and invoke the same API.

```
[26]: partial_dependence(
    pipeline_binary,
    X_holdout,
```

(continues on next page)

(continued from previous page)

```

features=("worst_perimeter", "worst_radius"),
grid_resolution=5,
)

```

[26]:

69.140700	10.6876	14.404924999999999	18.12225	21.839575	25.5569	\
94.334275	0.279038	0.282898	0.435179	0.435355	0.435355	
119.527850	0.304335	0.308194	0.458283	0.458458	0.458458	
144.721425	0.464455	0.468314	0.612137	0.616932	0.616932	
169.915000	0.483437	0.487297	0.631120	0.635915	0.635915	
	0.483437	0.487297	0.631120	0.635915	0.635915	
	class_label					
69.140700	malignant					
94.334275	malignant					
119.527850	malignant					
144.721425	malignant					
169.915000	malignant					

```

[27]: graph_partial_dependence(
        pipeline_binary,
        X_holdout,
        features=("worst_perimeter", "worst_radius"),
        grid_resolution=5,
    )

```

Data type cannot be displayed: application/vnd.plotly.v1+json, text/html

## 4.6.5 Explaining Predictions

We can explain why the model made certain predictions with the [explain\\_predictions](#) function. This can use either the [Shapley Additive Explanations \(SHAP\)](#) algorithm or the [Local Interpretable Model-agnostic Explanations \(LIME\)](#) algorithm to identify the top features that explain the predicted value.

This function can explain both classification and regression models - all you need to do is provide the pipeline, the input features, and a list of rows corresponding to the indices of the input features you want to explain. The function will return a table that you can print summarizing the top 3 most positive and negative contributing features to the predicted value.

In the example below, we explain the prediction for the third data point in the data set. We see that the `worst_concave_points` feature increased the estimated probability that the tumor is malignant by 20% while the `worst_radius` feature decreased the probability the tumor is malignant by 5%.

```

[28]: from evalml.model_understanding.prediction_explanations import explain_predictions

table = explain_predictions(
    pipeline=pipeline_binary,
    input_features=X_holdout,
    y=None,
    indices_to_explain=[3],
    top_k_features=6,
)

```

(continues on next page)



(continued from previous page)

```

    include_explainer_values=True,
)
print(table)

```

Random Forest Classifier w/ Label Encoder + Imputer

```

{'Label Encoder': {'positive_label': None}, 'Imputer': {'categorical_impute_strategy':
↳ 'most_frequent', 'numeric_impute_strategy': 'mean', 'boolean_impute_strategy': 'most_
↳ frequent', 'categorical_fill_value': None, 'numeric_fill_value': None, 'boolean_fill_
↳ value': None}, 'Random Forest Classifier': {'n_estimators': 100, 'max_depth': 6, 'n_
↳ jobs': -1}}

```

1 of 1

	Feature Name	Feature Value	Contribution to Prediction	SHAP
↳ Value				
↳				
↳				
↳ 02	worst concavity	0.18	-	-0.
↳ 03	mean concavity	0.04	-	-0.
↳ 03	worst area	599.50	-	-0.
↳ 05	worst radius	14.04	-	-0.
↳ 05	mean concave points	0.03	-	-0.
↳ 06	worst perimeter	92.80	-	-0.

The interpretation of the table is the same for regression problems - but the SHAP value now corresponds to the change in the estimated value of the dependent variable rather than a change in probability. For multiclass classification problems, a table will be output for each possible class.

Below is an example of how you would explain three predictions with *explain\_predictions*.

```
[29]: from evalml.model_understanding.prediction_explanations import explain_predictions
```

```

report = explain_predictions(
    pipeline=pipeline_binary,
    input_features=X_holdout,
    y=y_holdout,
    indices_to_explain=[0, 4, 9],
    include_explainer_values=True,
    output_format="text",
)
print(report)

```

Random Forest Classifier w/ Label Encoder + Imputer

(continues on next page)

(continued from previous page)

```
{ 'Label Encoder': { 'positive_label': None}, 'Imputer': { 'categorical_impute_strategy':  
↳ 'most_frequent', 'numeric_impute_strategy': 'mean', 'boolean_impute_strategy': 'most_  
↳ frequent', 'categorical_fill_value': None, 'numeric_fill_value': None, 'boolean_fill_  
↳ value': None}, 'Random Forest Classifier': { 'n_estimators': 100, 'max_depth': 6, 'n_  
↳ jobs': -1}}
```

1 of 3

	Feature Name	Feature Value	Contribution to Prediction	SHAP
04	worst perimeter	101.20	-	-0.
05	worst concave points	0.06	-	-0.
05	mean concave points	0.01	-	-0.

2 of 3

	Feature Name	Feature Value	Contribution to Prediction	SHAP
05	worst radius	11.94	-	-0.05
06	worst perimeter	80.78	-	-0.06
06	mean concave points	0.02	-	-0.06

3 of 3

	Feature Name	Feature Value	Contribution to Prediction	SHAP
05	worst concave points	0.10	-	-0.05
06	worst perimeter	99.21	-	-0.06
08	mean concave points	0.03	-	-0.08

The above examples used the SHAP algorithm, since that is what `explain_predictions` uses by default. If you would like to use LIME instead, you can change that with the `algorithm="lime"` argument.

```
[30]: from evalml.model_understanding.prediction_explanations import explain_predictions
```

```
table = explain_predictions(
    pipeline=pipeline_binary,
    input_features=X_holdout,
    y=None,
    indices_to_explain=[3],
    top_k_features=6,
    include_explainer_values=True,
    algorithm="lime",
)
print(table)
```

Random Forest Classifier w/ Label Encoder + Imputer

```
{'Label Encoder': {'positive_label': None}, 'Imputer': {'categorical_impute_strategy':
→ 'most_frequent', 'numeric_impute_strategy': 'mean', 'boolean_impute_strategy': 'most_
→ frequent', 'categorical_fill_value': None, 'numeric_fill_value': None, 'boolean_fill_
→ value': None}, 'Random Forest Classifier': {'n_estimators': 100, 'max_depth': 6, 'n_
→ jobs': -1}}
```

1 of 1

	Feature Name	Feature Value	Contribution to Prediction	LIME
→Value				
	worst perimeter	92.80	+	0.
→06	worst radius	14.04	+	0.
→06	worst area	599.50	+	0.
→05	mean concave points	0.03	+	0.
→04	worst concave points	0.12	+	0.
→04	worst concavity	0.18	+	0.
→03				

```
[31]: from evalml.model_understanding.prediction_explanations import explain_predictions
```

```
report = explain_predictions(
    pipeline=pipeline_binary,
    input_features=X_holdout,
    y=None,
    indices_to_explain=[0, 4, 9],
    include_explainer_values=True,
    output_format="text",
    algorithm="lime",
)
```

(continues on next page)

(continued from previous page)

```
)
print(report)
```

Random Forest Classifier w/ Label Encoder + Imputer

```
{'Label Encoder': {'positive_label': None}, 'Imputer': {'categorical_impute_strategy':
↳ 'most_frequent', 'numeric_impute_strategy': 'mean', 'boolean_impute_strategy': 'most_
↳ frequent', 'categorical_fill_value': None, 'numeric_fill_value': None, 'boolean_fill_
↳ value': None}, 'Random Forest Classifier': {'n_estimators': 100, 'max_depth': 6, 'n_
↳ jobs': -1}}
```

1 of 3

Feature Name	Feature Value	Contribution to Prediction	LIME Value
worst perimeter	101.20	+	0.06
worst radius	15.14	+	0.06
worst area	718.90	+	0.05

2 of 3

Feature Name	Feature Value	Contribution to Prediction	LIME Value
worst perimeter	80.78	+	0.06
worst radius	11.94	+	0.06
worst area	433.10	+	0.05

3 of 3

Feature Name	Feature Value	Contribution to Prediction	LIME Value
worst radius	14.42	+	0.06
worst perimeter	99.21	+	0.06
worst area	634.30	+	0.05

## Explaining Best and Worst Predictions

When debugging machine learning models, it is often useful to analyze the best and worst predictions the model made. The `explain_predictions_best_worst` function can help us with this.

This function will display the output of `explain_predictions` for the best 2 and worst 2 predictions. By default, the best and worst predictions are determined by the absolute error for regression problems and `cross entropy` for classification problems.

We can specify our own ranking function by passing in a function to the `metric` parameter. This function will be called on `y_true` and `y_pred`. By convention, lower scores are better.

At the top of each table, we can see the predicted probabilities, target value, error, and row index for that prediction. For a regression problem, we would see the predicted value instead of predicted probabilities.

```
[32]: from evalml.model_understanding.prediction_explanations import (
    explain_predictions_best_worst,
)
```

```
shap_report = explain_predictions_best_worst(
    pipeline=pipeline_binary,
    input_features=X_holdout,
    y_true=y_holdout,
    include_explainer_values=True,
    top_k_features=6,
    num_to_explain=2,
)
```

```
print(shap_report)
```

Random Forest Classifier w/ Label Encoder + Imputer

```
{'Label Encoder': {'positive_label': None}, 'Imputer': {'categorical_impute_strategy':
→ 'most_frequent', 'numeric_impute_strategy': 'mean', 'boolean_impute_strategy': 'most_
→ frequent', 'categorical_fill_value': None, 'numeric_fill_value': None, 'boolean_fill_
→ value': None}, 'Random Forest Classifier': {'n_estimators': 100, 'max_depth': 6, 'n_
→ jobs': -1}}
```

Best 1 of 2

```
Predicted Probabilities: [benign: 1.0, malignant: 0.0]
Predicted Value: benign
Target Value: benign
Cross Entropy: 0.0
Index ID: 502
```

	Feature Name	Feature Value	Contribution to Prediction	SHAP_
→Value				
	mean concavity	0.06	-	-0.
→03	worst area	552.00	-	-0.
→03	worst concave points	0.08	-	-0.
→05	worst radius	13.57	-	-0.
→05	mean concave points	0.03	-	-0.
→05	worst perimeter	86.67	-	-0.
→06				

Best 2 of 2

```
Predicted Probabilities: [benign: 1.0, malignant: 0.0]
Predicted Value: benign
```

(continues on next page)

(continued from previous page)

Target Value: benign  
 Cross Entropy: 0.0  
 Index ID: 52

	Feature Name	Feature Value	Contribution to Prediction	SHAP
↩Value				
↩	=====			
	mean concavity	0.02	-	-0.
↩02	worst area	527.20	-	-0.
↩03	worst radius	13.10	-	-0.
↩04	worst concave points	0.06	-	-0.
↩04	mean concave points	0.01	-	-0.
↩05	worst perimeter	83.67	-	-0.
↩06				

Worst 1 of 2

Predicted Probabilities: [benign: 0.266, malignant: 0.734]  
 Predicted Value: malignant  
 Target Value: benign  
 Cross Entropy: 1.325  
 Index ID: 363

	Feature Name	Feature Value	Contribution to Prediction	SHAP Value
	=====			
	worst perimeter	117.20	+	0.13
	worst radius	18.13	+	0.12
	worst area	1009.00	+	0.11
	mean area	838.10	+	0.06
	mean radius	16.50	+	0.05
	worst concavity	0.17	-	-0.05

Worst 2 of 2

Predicted Probabilities: [benign: 1.0, malignant: 0.0]  
 Predicted Value: benign  
 Target Value: malignant  
 Cross Entropy: 7.987  
 Index ID: 135

	Feature Name	Feature Value	Contribution to Prediction	SHAP
↩Value				
↩	=====			

(continues on next page)

(continued from previous page)

↪03	mean concavity	0.05	-	-0.
↪04	worst area	653.60	-	-0.
↪05	worst concave points	0.09	-	-0.
↪05	worst radius	14.49	-	-0.
↪06	worst perimeter	92.04	-	-0.
↪06	mean concave points	0.03	-	-0.

```
[33]: lime_report = explain_predictions_best_worst(
    pipeline=pipeline_binary,
    input_features=X_holdout,
    y_true=y_holdout,
    include_explainer_values=True,
    top_k_features=6,
    num_to_explain=2,
    algorithm="lime",
)
```

```
print(lime_report)
```

Random Forest Classifier w/ Label Encoder + Imputer

```
{'Label Encoder': {'positive_label': None}, 'Imputer': {'categorical_impute_strategy':
↪ 'most_frequent', 'numeric_impute_strategy': 'mean', 'boolean_impute_strategy': 'most_
↪ frequent', 'categorical_fill_value': None, 'numeric_fill_value': None, 'boolean_fill_
↪ value': None}, 'Random Forest Classifier': {'n_estimators': 100, 'max_depth': 6, 'n_
↪ jobs': -1}}
```

Best 1 of 2

```
Predicted Probabilities: [benign: 1.0, malignant: 0.0]
Predicted Value: benign
Target Value: benign
Cross Entropy: 0.0
Index ID: 502
```

	Feature Name	Feature Value	Contribution to Prediction	LIME
↪Value				
↪	=====			
↪06	worst perimeter	86.67	+	0.
↪06	worst radius	13.57	+	0.

(continues on next page)

(continued from previous page)

↪05	worst area	552.00	+	0.
↪04	mean concave points	0.03	+	0.
↪04	worst concave points	0.08	+	0.
↪03	worst concavity	0.19	+	0.

Best 2 of 2

Predicted Probabilities: [benign: 1.0, malignant: 0.0]

Predicted Value: benign

Target Value: benign

Cross Entropy: 0.0

Index ID: 52

↪Value	Feature Name	Feature Value	Contribution to Prediction	LIME↪
↪	=====			
↪06	worst radius	13.10	+	0.
↪06	worst perimeter	83.67	+	0.
↪05	worst area	527.20	+	0.
↪04	mean concave points	0.01	+	0.
↪04	worst concave points	0.06	+	0.
↪03	worst concavity	0.09	+	0.

Worst 1 of 2

Predicted Probabilities: [benign: 0.266, malignant: 0.734]

Predicted Value: malignant

Target Value: benign

Cross Entropy: 1.325

Index ID: 363

↪Value	Feature Name	Feature Value	Contribution to Prediction	LIME↪
↪	=====			
↪02	worst concavity	0.17	-	-0.
↪04	worst concave points	0.09	-	-0.

(continues on next page)



(continued from previous page)

↪04	mean concave points	0.05	-	-0.
↪05	worst area	1009.00	-	-0.
↪06	worst perimeter	117.20	-	-0.
↪06	worst radius	18.13	-	-0.
Worst 2 of 2				
Predicted Probabilities: [benign: 1.0, malignant: 0.0]				
Predicted Value: benign				
Target Value: malignant				
Cross Entropy: 7.987				
Index ID: 135				
↪Value	Feature Name	Feature Value	Contribution to Prediction	LIME↪
↪	=====			
↪06	worst perimeter	92.04	+	0.
↪06	worst radius	14.49	+	0.
↪05	worst area	653.60	+	0.
↪04	mean concave points	0.03	+	0.
↪04	worst concave points	0.09	+	0.
↪02	worst concavity	0.22	+	0.

We use a custom metric ([hinge loss](#)) for selecting the best and worst predictions. See this example:

```
[34]: import numpy as np

def hinge_loss(y_true, y_pred_proba):
    probabilities = np.clip(y_pred_proba.iloc[:, 1], 0.001, 0.999)
    y_true[y_true == 0] = -1

    return np.clip(
        1 - y_true * np.log(probabilities / (1 - probabilities)), a_min=0, a_max=None
    )
```

(continues on next page)

(continued from previous page)

```
report = explain_predictions_best_worst(
    pipeline=pipeline_binary,
    input_features=X,
    y_true=y,
    include_explainer_values=True,
    num_to_explain=5,
    metric=hinge_loss,
)

print(report)
```

Random Forest Classifier w/ Label Encoder + Imputer

```
{'Label Encoder': {'positive_label': None}, 'Imputer': {'categorical_impute_strategy':
↳ 'most_frequent', 'numeric_impute_strategy': 'mean', 'boolean_impute_strategy': 'most_
↳ frequent', 'categorical_fill_value': None, 'numeric_fill_value': None, 'boolean_fill_
↳ value': None}, 'Random Forest Classifier': {'n_estimators': 100, 'max_depth': 6, 'n_
↳ jobs': -1}}
```

Best 1 of 5

```
Predicted Probabilities: [benign: 0.03, malignant: 0.97]
Predicted Value: malignant
Target Value: malignant
hinge_loss: 0.0
Index ID: 0
```

	Feature Name	Feature Value	Contribution to Prediction	SHAP
↳ Value				
↳	=====			
	worst concave points	0.27	+	0.
↳ 08	worst perimeter	184.60	+	0.
↳ 08	mean concave points	0.15	+	0.
↳ 08				

Best 2 of 5

```
Predicted Probabilities: [benign: 0.998, malignant: 0.002]
Predicted Value: benign
Target Value: benign
hinge_loss: 0.0
Index ID: 388
```

	Feature Name	Feature Value	Contribution to Prediction	SHAP
↳ Value				
↳	=====			
	worst concave points	0.08	-	-0.
↳ 05				

(continues on next page)

(continued from previous page)

↩06	mean concave points	0.03	-	-0.
↩07	worst perimeter	79.73	-	-0.

Best 3 of 5

Predicted Probabilities: [benign: 0.988, malignant: 0.012]  
 Predicted Value: benign  
 Target Value: benign  
 hinge\_loss: 0.0  
 Index ID: 387

↩Value	Feature Name	Feature Value	Contribution to Prediction	SHAP
↩	=====			
↩05	worst perimeter	99.66	-	-0.
↩05	worst concave points	0.05	-	-0.
↩05	mean concave points	0.01	-	-0.

Best 4 of 5

Predicted Probabilities: [benign: 1.0, malignant: 0.0]  
 Predicted Value: benign  
 Target Value: benign  
 hinge\_loss: 0.0  
 Index ID: 386

↩Value	Feature Name	Feature Value	Contribution to Prediction	SHAP
↩	=====			
↩04	worst radius	13.13	-	-0.
↩06	worst perimeter	87.65	-	-0.
↩06	mean concave points	0.03	-	-0.

Best 5 of 5

Predicted Probabilities: [benign: 0.969, malignant: 0.031]  
 Predicted Value: benign  
 Target Value: benign  
 hinge\_loss: 0.0

(continues on next page)

(continued from previous page)

Index ID: 384				
	Feature Name	Feature Value	Contribution to Prediction	SHAP
↩Value				
↩	=====			
↩04	worst concave points	0.09	-	-0.
↩05	worst perimeter	96.59	-	-0.
↩06	mean concave points	0.03	-	-0.
Worst 1 of 5				
Predicted Probabilities: [benign: 0.409, malignant: 0.591]				
Predicted Value: malignant				
Target Value: benign				
hinge_loss: 1.369				
Index ID: 128				
	Feature Name	Feature Value	Contribution to Prediction	SHAP
↩Value				
↩	=====			
↩10	mean concave points	0.09	+	0.
↩09	worst concave points	0.14	+	0.
↩08	mean concavity	0.11	+	0.
Worst 2 of 5				
Predicted Probabilities: [benign: 0.39, malignant: 0.61]				
Predicted Value: malignant				
Target Value: benign				
hinge_loss: 1.446				
Index ID: 421				
	Feature Name	Feature Value	Contribution to Prediction	SHAP
↩Value				
↩	=====			
↩08	mean concave points	0.06	+	0.
↩07	mean concavity	0.14	+	0.
↩07	worst perimeter	114.10	+	0.

(continues on next page)

(continued from previous page)

## Worst 3 of 5

Predicted Probabilities: [benign: 0.343, malignant: 0.657]  
 Predicted Value: malignant  
 Target Value: benign  
 hinge\_loss: 1.652  
 Index ID: 81

	Feature Name	Feature Value	Contribution to Prediction	SHAP
↩ Value				
↩	=====			
	worst concave points	0.17	++	0.
↩ 15	mean concave points	0.07	+	0.
↩ 11	worst compactness	0.48	+	0.
↩ 07				

## Worst 4 of 5

Predicted Probabilities: [benign: 0.266, malignant: 0.734]  
 Predicted Value: malignant  
 Target Value: benign  
 hinge\_loss: 2.016  
 Index ID: 363

Feature Name	Feature Value	Contribution to Prediction	SHAP Value
=====			
worst perimeter	117.20	+	0.13
worst radius	18.13	+	0.12
worst area	1009.00	+	0.11

## Worst 5 of 5

Predicted Probabilities: [benign: 1.0, malignant: 0.0]  
 Predicted Value: benign  
 Target Value: malignant  
 hinge\_loss: 7.907  
 Index ID: 135

	Feature Name	Feature Value	Contribution to Prediction	SHAP
↩ Value				
↩	=====			
	worst radius	14.49	-	-0.
↩ 05	worst perimeter	92.04	-	-0.
↩ 06				

(continues on next page)

(continued from previous page)

mean concave points	0.03	-	-0.
---------------------	------	---	-----

## Changing Output Formats

Instead of getting the prediction explanations as text, you can get the report as a python dictionary or pandas dataframe. All you have to do is pass `output_format="dict"` or `output_format="dataframe"` to either `explain_prediction`, `explain_predictions`, or `explain_predictions_best_worst`.

### Single prediction as a dictionary

```
[35]: import json

single_prediction_report = explain_predictions(
    pipeline=pipeline_binary,
    input_features=X_holdout,
    indices_to_explain=[3],
    y=y_holdout,
    top_k_features=6,
    include_explainer_values=True,
    output_format="dict",
)
print(json.dumps(single_prediction_report, indent=2))
```

```
{
  "explanations": [
    {
      "explanations": [
        {
          "feature_names": [
            "worst concavity",
            "mean concavity",
            "worst area",
            "worst radius",
            "mean concave points",
            "worst perimeter"
          ],
          "feature_values": [
            0.1791,
            0.038,
            599.5,
            14.04,
            0.034,
            92.8
          ],
          "qualitative_explanation": [
            "-",

```

(continues on next page)

(continued from previous page)

```

        "-",
        "-",
        "-",
        "-",
        "-"
    ],
    "quantitative_explanation": [
        -0.023008481104309524,
        -0.02621982146725469,
        -0.033821592020020774,
        -0.04666659740586632,
        -0.0541511910494414,
        -0.05523688273171911
    ],
    "drill_down": {},
    "class_name": "malignant",
    "expected_value": 0.3711208791208791
}
]
}
]
}

```

### Single prediction as a dataframe

```

[36]: single_prediction_report = explain_predictions(
    pipeline=pipeline_binary,
    input_features=X_holdout,
    indices_to_explain=[3],
    y=y_holdout,
    top_k_features=6,
    include_explainer_values=True,
    output_format="dataframe",
)
single_prediction_report

```

```

[36]:
   feature_names  feature_values  qualitative_explanation \
0    worst concavity           0.1791 -
1    mean concavity           0.0380 -
2    worst area           599.5000 -
3    worst radius           14.0400 -
4  mean concave points           0.0340 -
5    worst perimeter           92.8000 -

   quantitative_explanation  class_name  prediction_number
0          -0.023008    malignant              0
1          -0.026220    malignant              0
2          -0.033822    malignant              0
3          -0.046667    malignant              0
4          -0.054151    malignant              0
5          -0.055237    malignant              0

```

## Best and worst predictions as a dictionary

```
[37]: report = explain_predictions_best_worst(
    pipeline=pipeline_binary,
    input_features=X,
    y_true=y,
    num_to_explain=1,
    top_k_features=6,
    include_explainer_values=True,
    output_format="dict",
)
print(json.dumps(report, indent=2))
```

```
{
  "explanations": [
    {
      "rank": {
        "prefix": "best",
        "index": 1
      },
      "predicted_values": {
        "probabilities": {
          "benign": 1.0,
          "malignant": 0.0
        },
        "predicted_value": "benign",
        "target_value": "benign",
        "error_name": "Cross Entropy",
        "error_value": 0.0001970443507070075,
        "index_id": 475
      },
      "explanations": [
        {
          "feature_names": [
            "mean concavity",
            "worst area",
            "worst radius",
            "worst concave points",
            "worst perimeter",
            "mean concave points"
          ],
          "feature_values": [
            0.05835,
            605.8,
            14.09,
            0.09783,
            93.22,
            0.03078
          ],
          "qualitative_explanation": [
            "-",
            "-",
            "-"
          ]
        }
      ]
    }
  ]
}
```

(continues on next page)



(continued from previous page)

```

        "-",
        "-",
        "-",
    ],
    "quantitative_explanation": [
        -0.028481050954786636,
        -0.03050522196002462,
        -0.042922079201003216,
        -0.04429366151003684,
        -0.05486784013962313,
        -0.05639460900233733
    ],
    "drill_down": {},
    "class_name": "malignant",
    "expected_value": 0.3711208791208791
  }
]
},
{
  "rank": {
    "prefix": "worst",
    "index": 1
  },
  "predicted_values": {
    "probabilities": {
      "benign": 1.0,
      "malignant": 0.0
    },
    "predicted_value": "benign",
    "target_value": "malignant",
    "error_name": "Cross Entropy",
    "error_value": 7.986911819330411,
    "index_id": 135
  },
  "explanations": [
    {
      "feature_names": [
        "mean concavity",
        "worst area",
        "worst concave points",
        "worst radius",
        "worst perimeter",
        "mean concave points"
      ],
      "feature_values": [
        0.04711,
        653.6,
        0.09331,
        14.49,
        92.04,
        0.02704
      ]
    }
  ],

```

(continues on next page)

(continued from previous page)

```

    "qualitative_explanation": [
        "-",
        "-",
        "-",
        "-",
        "-",
        "-"
    ],
    "quantitative_explanation": [
        -0.029936744551331215,
        -0.03748357654576422,
        -0.04553126236476177,
        -0.0483274199182721,
        -0.06039220265366764,
        -0.060441902449258976
    ],
    "drill_down": {},
    "class_name": "malignant",
    "expected_value": 0.3711208791208791
  }
]
}

```

### Best and worst predictions as a dataframe

```

[38]: report = explain_predictions_best_worst(
    pipeline=pipeline_binary,
    input_features=X_holdout,
    y_true=y_holdout,
    num_to_explain=1,
    top_k_features=6,
    include_explainer_values=True,
    output_format="dataframe",
)
report

```

```

[38]:
   feature_names  feature_values  qualitative_explanation  \
0    mean concavity      0.05928                    -
1      worst area      552.00000                    -
2  worst concave points      0.08411                    -
3      worst radius      13.57000                    -
4    mean concave points      0.03279                    -
5    worst perimeter      86.67000                    -
6    mean concavity      0.04711                    -
7      worst area      653.60000                    -
8  worst concave points      0.09331                    -
9      worst radius      14.49000                    -
10   worst perimeter      92.04000                    -
11  mean concave points      0.02704                    -

```

(continues on next page)

(continued from previous page)

	quantitative_explanation	class_name	label_benign_probability	\
0	-0.029022	malignant	1.0	
1	-0.034112	malignant	1.0	
2	-0.046896	malignant	1.0	
3	-0.046928	malignant	1.0	
4	-0.052902	malignant	1.0	
5	-0.064320	malignant	1.0	
6	-0.029937	malignant	1.0	
7	-0.037484	malignant	1.0	
8	-0.045531	malignant	1.0	
9	-0.048327	malignant	1.0	
10	-0.060392	malignant	1.0	
11	-0.060442	malignant	1.0	

	label_malignant_probability	predicted_value	target_value	error_name	\
0	0.0	benign	benign	Cross Entropy	
1	0.0	benign	benign	Cross Entropy	
2	0.0	benign	benign	Cross Entropy	
3	0.0	benign	benign	Cross Entropy	
4	0.0	benign	benign	Cross Entropy	
5	0.0	benign	benign	Cross Entropy	
6	0.0	benign	malignant	Cross Entropy	
7	0.0	benign	malignant	Cross Entropy	
8	0.0	benign	malignant	Cross Entropy	
9	0.0	benign	malignant	Cross Entropy	
10	0.0	benign	malignant	Cross Entropy	
11	0.0	benign	malignant	Cross Entropy	

	error_value	index_id	rank	prefix
0	0.000197	502	1	best
1	0.000197	502	1	best
2	0.000197	502	1	best
3	0.000197	502	1	best
4	0.000197	502	1	best
5	0.000197	502	1	best
6	7.986912	135	1	worst
7	7.986912	135	1	worst
8	7.986912	135	1	worst
9	7.986912	135	1	worst
10	7.986912	135	1	worst
11	7.986912	135	1	worst

### 4.6.6 Force Plots

Force plots can be generated to predict single or multiple rows for binary, multiclass and regression problem types. These use the SHAP algorithm. Here's an example of predicting a single row on a binary classification dataset. The force plots show the predictive power of each of the features in making the negative ("Class: 0") prediction and the positive ("Class: 1") prediction.

```
[39]: import shap

from evalml.model_understanding.force_plots import graph_force_plot

rows_to_explain = [0] # Should be a list of integer indices of the rows to explain.

results = graph_force_plot(
    pipeline_binary,
    rows_to_explain=rows_to_explain,
    training_data=X_holdout,
    y=y_holdout,
)

for result in results:
    for cls in result:
        print("Class:", cls)
        display(result[cls]["plot"])
```

<IPython.core.display.HTML object>

Class: malignant

<shap.plots.\_force.AdditiveForceVisualizer at 0x7faf70237400>

Here's an example of a force plot explaining multiple predictions on a multiclass problem. These plots show the force plots for each row arranged as consecutive columns that can be ordered by the dropdown above. Clicking the column indicates which row explanation is underneath.

```
[40]: rows_to_explain = [
    0,
    1,
    2,
    3,
    4,
] # Should be a list of integer indices of the rows to explain.

results = graph_force_plot(
    pipeline_multi, rows_to_explain=rows_to_explain, training_data=X_multi, y=y_multi
)

for idx, result in enumerate(results):
    print("Row:", idx)
    for cls in result:
        print("Class:", cls)
        display(result[cls]["plot"])
```

<IPython.core.display.HTML object>

Row: 0
Class: class_0
<shap.plots._force.AdditiveForceVisualizer at 0x7faf702843d0>
Class: class_1
<shap.plots._force.AdditiveForceVisualizer at 0x7faf70284370>
Class: class_2
<shap.plots._force.AdditiveForceVisualizer at 0x7faf70284400>
Row: 1
Class: class_0
<shap.plots._force.AdditiveForceVisualizer at 0x7faf702842b0>
Class: class_1
<shap.plots._force.AdditiveForceVisualizer at 0x7faf70284ee0>
Class: class_2
<shap.plots._force.AdditiveForceVisualizer at 0x7faf702848e0>
Row: 2
Class: class_0
<shap.plots._force.AdditiveForceVisualizer at 0x7faf702d07c0>
Class: class_1
<shap.plots._force.AdditiveForceVisualizer at 0x7faf702d0280>
Class: class_2
<shap.plots._force.AdditiveForceVisualizer at 0x7faf702d0dc0>
Row: 3
Class: class_0
<shap.plots._force.AdditiveForceVisualizer at 0x7faf702d0b50>
Class: class_1
<shap.plots._force.AdditiveForceVisualizer at 0x7faf702d0550>
Class: class_2
<shap.plots._force.AdditiveForceVisualizer at 0x7faf702d0490>
Row: 4
Class: class_0
<shap.plots._force.AdditiveForceVisualizer at 0x7faf702d0940>
Class: class_1
<shap.plots._force.AdditiveForceVisualizer at 0x7faf702d0eb0>
Class: class_2
<shap.plots._force.AdditiveForceVisualizer at 0x7faf702d0220>

## 4.7 Data Checks

EvalML provides data checks to help guide you in achieving the highest performing model. These utility functions help deal with problems such as overfitting, abnormal data, and missing data. These data checks can be found under `evalml/data_checks`. Below we will cover examples for each available data check in EvalML, as well as the `DefaultDataChecks` collection of data checks.

### 4.7.1 Missing Data

Missing data or rows with NaN values provide many challenges for machine learning pipelines. In the worst case, many algorithms simply will not run with missing data! EvalML pipelines contain imputation *components* to ensure that doesn't happen. Imputation works by approximating missing values with existing values. However, if a column contains a high number of missing values, a large percentage of the column would be approximated by a small percentage. This could potentially create a column without useful information for machine learning pipelines. By using `NullDataCheck`, EvalML will alert you to this potential problem by returning the columns that pass the missing values threshold.

```
[1]: import numpy as np
import pandas as pd

from evalml.data_checks import NullDataCheck

X = pd.DataFrame(
    [[1, 2, 3], [0, 4, np.nan], [1, 4, np.nan], [9, 4, np.nan], [8, 6, np.nan]]
)

null_check = NullDataCheck(pct_null_col_threshold=0.8, pct_null_row_threshold=0.8)
messages = null_check.validate(X)

errors = [message for message in messages if message["level"] == "error"]
warnings = [message for message in messages if message["level"] == "warning"]

for warning in warnings:
    print("Warning:", warning["message"])

for error in errors:
    print("Error:", error["message"])

Warning: Column(s) '2' are 80.0% or more null
```

### 4.7.2 Abnormal Data

EvalML provides a few data checks to check for abnormal data:

- `NoVarianceDataCheck`
- `ClassImbalanceDataCheck`
- `TargetLeakageDataCheck`
- `InvalidTargetDataCheck`
- `IDColumnsDataCheck`
- `OutliersDataCheck`

- HighVarianceCVDataCheck
- MulticollinearityDataCheck
- UniquenessDataCheck
- TargetDistributionDataCheck
- DateTimeFormatDataCheck
- TimeSeriesParametersDataCheck
- TimeSeriesSplittingDataCheck

## Zero Variance

Data with zero variance indicates that all values are identical. If a feature has zero variance, it is not likely to be a useful feature. Similarly, if the target has zero variance, there is likely something wrong. `NoVarianceDataCheck` checks if the target or any feature has only one unique value and alerts you to any such columns.

```
[2]: from evalml.data_checks import NoVarianceDataCheck

X = pd.DataFrame({"no var col": [0, 0, 0], "good col": [0, 4, 1]})
y = pd.Series([1, 0, 1])
no_variance_data_check = NoVarianceDataCheck()
messages = no_variance_data_check.validate(X, y)

warnings = [message for message in messages if message["level"] == "warning"]

for warning in warnings:
    print("Warning:", warning["message"])

Warning: 'no var col' has 1 unique value.
```

Note that you can set NaN to count as an unique value, but `NoVarianceDataCheck` will still return a warning if there is only one unique non-NaN value in a given column.

```
[3]: from evalml.data_checks import NoVarianceDataCheck

X = pd.DataFrame(
    {
        "no var col": [0, 0, 0],
        "no var col with nan": [1, np.nan, 1],
        "good col": [0, 4, 1],
    }
)
y = pd.Series([1, 0, 1])

no_variance_data_check = NoVarianceDataCheck(count_nan_as_value=True)
messages = no_variance_data_check.validate(X, y)

warnings = [message for message in messages if message["level"] == "warning"]

for warning in warnings:
    print("Warning:", warning["message"])
```

```
Warning: 'no var col' has 1 unique value.
Warning: 'no var col with nan' has two unique values including nulls. Consider encoding
↳ the nulls for this column to be useful for machine learning.
```

## Class Imbalance

For classification problems, the distribution of examples across each class can vary. For small variations, this is normal and expected. However, when the number of examples for each class label is disproportionately biased or skewed towards a particular class (or classes), it can be difficult for machine learning models to predict well. In addition, having a low number of examples for a given class could mean that one or more of the CV folds generated for the training data could only have few or no examples from that class. This may cause the model to only predict the majority class and ultimately resulting in a poor-performant model.

`ClassImbalanceDataCheck` checks if the target labels are imbalanced beyond a specified threshold for a certain number of CV folds. It returns `DataCheckError` messages for any classes that have less samples than double the number of CV folds specified (since that indicates the likelihood of having at little to no samples of that class in a given fold), and `DataCheckWarning` messages for any classes that fall below the set threshold percentage.

```
[4]: from evalml.data_checks import ClassImbalanceDataCheck

X = pd.DataFrame([[1, 2, 0, 1], [4, 1, 9, 0], [4, 4, 8, 3], [9, 2, 7, 1]])
y = pd.Series([0, 1, 1, 1, 1])

class_imbalance_check = ClassImbalanceDataCheck(threshold=0.25, num_cv_folds=4)
messages = class_imbalance_check.validate(X, y)

errors = [message for message in messages if message["level"] == "error"]
warnings = [message for message in messages if message["level"] == "warning"]

for warning in warnings:
    print("Warning:", warning["message"])

for error in errors:
    print("Error:", error["message"])
```

```
Warning: The following labels fall below 25% of the target: [0]
Warning: The following labels in the target have severe class imbalance because they
↳ fall under 25% of the target and have less than 100 samples: [0]
Error: The number of instances of these targets is less than 2 * the number of cross
↳ folds = 8 instances: [0, 1]
```

## Target Leakage

Target leakage, also known as data leakage, can occur when you train your model on a dataset that includes information that should not be available at the time of prediction. This causes the model to score suspiciously well, but perform poorly in production. `TargetLeakageDataCheck` checks for features that could potentially be “leaking” information by calculating the Pearson correlation coefficient between each feature and the target to warn users if there are features are highly correlated with the target. Currently, only numerical features are considered.

```
[5]: from evalml.data_checks import TargetLeakageDataCheck
```

```
X = pd.DataFrame(
```

(continues on next page)



(continued from previous page)

```

    {"leak": [10, 42, 31, 51, 61], "x": [42, 54, 12, 64, 12], "y": [12, 5, 13, 74, 24]}
)
y = pd.Series([10, 42, 31, 51, 40])

target_leakage_check = TargetLeakageDataCheck(pct_corr_threshold=0.8)
messages = target_leakage_check.validate(X, y)

errors = [message for message in messages if message["level"] == "error"]
warnings = [message for message in messages if message["level"] == "warning"]

for warning in warnings:
    print("Warning:", warning["message"])

for error in errors:
    print("Error:", error["message"])

```

## Invalid Target Data

The `InvalidTargetDataCheck` checks if the target data contains any missing or invalid values. Specifically:

- if any of the target values are missing, a `DataCheckError` message is returned
- if the specified problem type is a binary classification problem but there is more or less than two unique values in the target, a `DataCheckError` message is returned
- if binary classification target classes are numeric values not equal to `{0, 1}`, a `DataCheckError` message is returned because it can cause unpredictable behavior when passed to pipelines

```
[6]: from evalml.data_checks import InvalidTargetDataCheck
```

```

X = pd.DataFrame({})
y = pd.Series([0, 1, None, None])

invalid_target_check = InvalidTargetDataCheck("binary", "Log Loss Binary")
messages = invalid_target_check.validate(X, y)

errors = [message for message in messages if message["level"] == "error"]
warnings = [message for message in messages if message["level"] == "warning"]

for warning in warnings:
    print("Warning:", warning["message"])

for error in errors:
    print("Error:", error["message"])

```

```

Warning: Input target and features have different lengths
Warning: Input target and features have mismatched indices. Details will include the
↳ first 10 mismatched indices.
Error: 2 row(s) (50.0%) of target values are null

```

## ID Columns

ID columns in your dataset provide little to no benefit to a machine learning pipeline as the pipeline cannot extrapolate useful information from unique identifiers. Thus, `IDColumnsDataCheck` reminds you if these columns exist. In the given example, 'user\_number' and 'revenue\_id' columns are both identified as potentially being unique identifiers that should be removed.

```
[7]: from evalml.data_checks import IDColumnsDataCheck

X = pd.DataFrame(
    [[0, 53, 6325, 5], [1, 90, 6325, 10], [2, 90, 18, 20]],
    columns=["user_number", "cost", "revenue", "revenue_id"],
)

id_col_check = IDColumnsDataCheck(id_threshold=0.9)
messages = id_col_check.validate(X)

errors = [message for message in messages if message["level"] == "error"]
warnings = [message for message in messages if message["level"] == "warning"]

for warning in warnings:
    print("Warning:", warning["message"])

for error in errors:
    print("Error:", error["message"])

Warning: Columns 'user_number', 'revenue_id' are 90.0% or more likely to be an ID column
```

Primary key columns however, can be useful. Primary key columns are typically the first column in the dataset, have all unique values, and are either named ID or a name that ends with `_id`. Though they are ignored from the modeling process, they can be used as an identifier to query on before or after the modeling process. `IDColumnsDataCheck` will also remind you if it finds that the first column of the DataFrame is a primary key. In the given example, `user_id` is identified as a primary key, while `revenue_id` was identified as a regular unique identifier.

```
[8]: from evalml.data_checks import IDColumnsDataCheck

X = pd.DataFrame(
    [[0, 53, 6325, 5], [1, 90, 6325, 10], [2, 90, 18, 20]],
    columns=["user_id", "cost", "revenue", "revenue_id"],
)

id_col_check = IDColumnsDataCheck(id_threshold=0.9)
messages = id_col_check.validate(X)

errors = [message for message in messages if message["level"] == "error"]
warnings = [message for message in messages if message["level"] == "warning"]

for warning in warnings:
    print("Warning:", warning["message"])

for error in errors:
    print("Error:", error["message"])

Warning: The first column 'user_id' is likely to be the primary key
Warning: Columns 'revenue_id' are 90.0% or more likely to be an ID column
```

## Multicollinearity

The `MulticollinearityDataCheck` data check is used in to detect if are any set of features that are likely to be multicollinear. Multicollinear features affect the performance of a model, but more importantly, it may greatly impact model interpretation. EvalML uses mutual information to determine collinearity.

```
[9]: from evalml.data_checks import MulticollinearityDataCheck

y = pd.Series([1, 0, 2, 3, 4])
X = pd.DataFrame(
    {
        "col_1": y,
        "col_2": y * 3,
        "col_3": ~y,
        "col_4": y / 2,
        "col_5": y + 1,
        "not_collinear": [0, 1, 0, 0, 0],
    }
)

multi_check = MulticollinearityDataCheck(threshold=0.95)
messages = multi_check.validate(X)

errors = [message for message in messages if message["level"] == "error"]
warnings = [message for message in messages if message["level"] == "warning"]

for warning in warnings:
    print("Warning:", warning["message"])

for error in errors:
    print("Error:", error["message"])
```

## Uniqueness

The `UniquenessDataCheck` is used to detect columns with either too unique or not unique enough values. For regression type problems, the data is checked for a lower limit of uniqueness. For multiclass type problems, the data is checked for an upper limit.

```
[10]: import pandas as pd
from evalml.data_checks import UniquenessDataCheck

X = pd.DataFrame(
    {
        "most_unique": [float(x) for x in range(10)], # [0,1,2,3,4,5,6,7,8,9]
        "more_unique": [x % 5 for x in range(10)], # [0,1,2,3,4,0,1,2,3,4]
        "unique": [x % 3 for x in range(10)], # [0,1,2,0,1,2,0,1,2,0]
        "less_unique": [x % 2 for x in range(10)], # [0,1,0,1,0,1,0,1,0,1]
        "not_unique": [float(1) for x in range(10)],
    }
) # [1,1,1,1,1,1,1,1,1,1]

uniqueness_check = UniquenessDataCheck(problem_type="regression", threshold=0.5)
```

(continues on next page)

(continued from previous page)

```

messages = uniqueness_check.validate(X)

errors = [message for message in messages if message["level"] == "error"]
warnings = [message for message in messages if message["level"] == "warning"]

for warning in warnings:
    print("Warning:", warning["message"])

for error in errors:
    print("Error:", error["message"])

```

Warning: Input columns 'not\_unique' for regression problem type are not unique enough.

## Sparsity

The SparsityDataCheck is used to identify features that contain a sparsity of values.

```

[11]: from evalml.data_checks import SparsityDataCheck

X = pd.DataFrame(
    {
        "most_sparse": [float(x) for x in range(10)], # [0,1,2,3,4,5,6,7,8,9]
        "more_sparse": [x % 5 for x in range(10)], # [0,1,2,3,4,0,1,2,3,4]
        "sparse": [x % 3 for x in range(10)], # [0,1,2,0,1,2,0,1,2,0]
        "less_sparse": [x % 2 for x in range(10)], # [0,1,0,1,0,1,0,1,0,1]
        "not_sparse": [float(1) for x in range(10)],
    }
) # [1,1,1,1,1,1,1,1,1,1]

sparsity_check = SparsityDataCheck(
    problem_type="multiclass", threshold=0.4, unique_count_threshold=3
)
messages = sparsity_check.validate(X)

errors = [message for message in messages if message["level"] == "error"]
warnings = [message for message in messages if message["level"] == "warning"]

for warning in warnings:
    print("Warning:", warning["message"])

for error in errors:
    print("Error:", error["message"])

```

Warning: Input columns ('most\_sparse', 'more\_sparse', 'sparse') for multiclass problem\_ type are too sparse.

## Outliers

Outliers are observations that differ significantly from other observations in the same sample. Many machine learning pipelines suffer in performance if outliers are not dropped from the training set as they are not representative of the data. `OutliersDataCheck()` uses IQR to notify you if a sample can be considered an outlier.

Below we generate a random dataset with some outliers.

```
[12]: data = np.tile(np.arange(10) * 0.01, (100, 10))
      X = pd.DataFrame(data=data)

      # generate some outliers in columns 3, 25, 55, and 72
      X.iloc[0, 3] = -10000
      X.iloc[3, 25] = 10000
      X.iloc[5, 55] = 10000
      X.iloc[10, 72] = -10000
```

We then utilize `OutliersDataCheck()` to rediscover these outliers.

```
[13]: from evalml.data_checks import OutliersDataCheck

      outliers_check = OutliersDataCheck()
      messages = outliers_check.validate(X)

      errors = [message for message in messages if message["level"] == "error"]
      warnings = [message for message in messages if message["level"] == "warning"]

      for warning in warnings:
          print("Warning:", warning["message"])

      for error in errors:
          print("Error:", error["message"])

      Warning: Column(s) '3', '25', '55', '72' are likely to have outlier data.
```

## Target Distribution

Target data can come in a variety of distributions, such as Gaussian or Lognormal. When we work with machine learning models, we feed data into an estimator that learns from the training data provided. Sometimes the data can be significantly spread out with a long tail or outliers, which could lead to a lognormal distribution. This can cause machine learning model performance to suffer.

To help the estimators better understand the underlying relationships in the data between the features and the target, we can use the `TargetDistributionDataCheck` to identify such a distribution.

```
[14]: from scipy.stats import lognorm
      from evalml.data_checks import TargetDistributionDataCheck

      data = np.tile(np.arange(10) * 0.01, (100, 10))
      X = pd.DataFrame(data=data)
      y = pd.Series(lognorm.rvs(s=0.4, loc=1, scale=1, size=100))

      target_dist_check = TargetDistributionDataCheck()
      messages = target_dist_check.validate(X, y)
```

(continues on next page)

(continued from previous page)

```

errors = [message for message in messages if message["level"] == "error"]
warnings = [message for message in messages if message["level"] == "warning"]

for warning in warnings:
    print("Warning:", warning["message"])

for error in errors:
    print("Error:", error["message"])

```

Warning: Target may have a lognormal distribution.

## Datetime Format

Datetime information is a necessary component of time series problems, but sometimes the data we deal with may contain flaws that make it impossible for time series models to work with them. For example, in order to identify a frequency in the datetime information there has to be equal interval spacing between data points i.e. January 1, 2021, January 3, 2021, January 5, 2021, ...etc which are separated by two days. If instead there are random jumps in the datetime data i.e. January 1, 2021, January 3, 2021, January 12, 2021, then a frequency can't be inferred. Another common issue with time series models are that they can't handle datetime information that isn't properly sorted. Datetime values that aren't monotonically increasing (sorted in ascending order) will encounter this issue and their frequency cannot be inferred.

To make it easy to verify that the datetime column you're working with is properly spaced and sorted, we can leverage the `DatetimeFormatDataCheck`. When initializing the data check, pass in the name of the column that contains your datetime information (or pass in "index" if it's found in either your X or y indices).

```

[15]: from evalml.data_checks import DateTimeFormatDataCheck

X = pd.DataFrame(
    pd.date_range("January 1, 2021", periods=8, freq="2D"), columns=["dates"]
)
y = pd.Series([1, 2, 4, 2, 1, 2, 3, 1])

# Replaces the last entry with January 16th instead of January 15th
# so that the data is no longer evenly spaced.
X.iloc[7] = "January 16, 2021"

datetime_format_check = DateTimeFormatDataCheck(datetime_column="dates")
messages = datetime_format_check.validate(X, y)

errors = [message for message in messages if message["level"] == "error"]
warnings = [message for message in messages if message["level"] == "warning"]

for warning in warnings:
    print("Warning:", warning["message"])

for error in errors:
    print("Error:", error["message"])

print("-----")

```

(continues on next page)

(continued from previous page)

```
# Reverses the order of the index datetime values to be decreasing.
X = X[::-1]
messages = datetime_format_check.validate(X, y)

errors = [message for message in messages if message["level"] == "error"]
warnings = [message for message in messages if message["level"] == "warning"]

for warning in warnings:
    print("Warning:", warning["message"])

for error in errors:
    print("Error:", error["message"])

Error: Column 'dates' has datetime values that do not align with the inferred frequency.
Error: A frequency was detected in column 'dates', but there are faulty datetime values.
↳ that need to be addressed.
-----
Error: Datetime values must be sorted in ascending order.
Error: No frequency could be detected in column 'dates', possibly due to uneven.
↳ intervals or too many duplicate/missing values.
```

## Time Series Parameters

In order to support time series problem types in AutoML, certain conditions have to be met. - The parameters `gap`, `max_delay`, `forecast_horizon`, and `time_index` have to be passed in to `problem_configuration`. - The values of `gap`, `max_delay`, `forecast_horizon` have to be appropriate for the size of the data.

For point 2 above, this means that the window size (as defined by `gap + max_delay + forecast_horizon`) has to be less than the number of observations in the data divided by the number of splits + 1. For example, with 100 observations and 3 splits, the split size would be 25. This means that the window size has to be less than 25.

```
[16]: from evalml.data_checks import TimeSeriesParametersDataCheck

X = pd.DataFrame(pd.date_range("1/1/21", periods=100), columns=["dates"])
y = pd.Series([i % 2 for i in range(100)])

problem_config = {
    "gap": 1,
    "max_delay": 23,
    "forecast_horizon": 1,
    "time_index": "dates",
}

# With 3 splits, the split size will be 25 (100/3+1)
# Since gap + max_delay + forecast_horizon is 25, this will
# throw an error for window size.
ts_params_data_check = TimeSeriesParametersDataCheck(
    problem_configuration=problem_config, n_splits=3
)
messages = ts_params_data_check.validate(X, y)

errors = [message for message in messages if message["level"] == "error"]
```

(continues on next page)

(continued from previous page)

```
warnings = [message for message in messages if message["level"] == "warning"]

for warning in warnings:
    print("Warning:", warning["message"])

for error in errors:
    print("Error:", error["message"])
```

## Time Series Splitting

Due to the nature of time series data, splitting cannot involve shuffling and has to be done in a sequential manner. This means splitting the data into `n_splits + 1` different sections and increasing the size of the training data by the split size every iteration while keeping the test size equal to the split size.

For every split in the data, the training and validation segments must contain target data that has an example of every class found in the entire target set for time series binary and time series multiclass problems. The reason for this is that many classification machine learning models run into issues if they're trained on data that doesn't contain an instance of a class but then the model is expected to be able to predict for it. For example, with 3 splits and a split size of 25, this means that every training/validation split: (0:25)/(25:50), (0:50)/(50:75), (0:75)/(75:100) must contain at least one instance of all unique target classes in the training and validation set. - At least one instance of both classes in a time series binary problem. - At least one instance of all classes in a time series multiclass problem.

```
[17]: from evalml.data_checks import TimeSeriesSplittingDataCheck

X = None
y = pd.Series([0 if i < 50 else i % 2 for i in range(100)])

ts_splitting_check = TimeSeriesSplittingDataCheck("time series binary", 3)
messages = ts_splitting_check.validate(X, y)

errors = [message for message in messages if message["level"] == "error"]
warnings = [message for message in messages if message["level"] == "warning"]

for warning in warnings:
    print("Warning:", warning["message"])

for error in errors:
    print("Error:", error["message"])
```

Error: Time Series Binary and Time Series Multiclass problem types require every  
 ↳ training and validation split to have at least one instance of all the target classes. ↳  
 ↳ The following splits are invalid: [1, 2]



### 4.7.3 Data Check Messages

Each data check's `validate` method returns a list of `DataCheckMessage` objects indicating warnings or errors found; warnings are stored as a `DataCheckWarning` *object* and errors are stored as a `DataCheckError` *object*. You can filter the messages returned by a data check by checking for the type of message returned. Below, `NoVarianceDataCheck` returns a list containing a `DataCheckWarning` and a `DataCheckError` message. We can determine which is which by checking the type of each message.

```
[18]: from evalml.data_checks import NoVarianceDataCheck, DataCheckWarning

X = pd.DataFrame(
    {
        "no var col": [0, 0, 0],
        "no var col with nan": [1, np.nan, 1],
        "good col": [0, 4, 1],
    }
)
y = pd.Series([1, 0, 1])

no_variance_data_check = NoVarianceDataCheck(count_nan_as_value=True)
messages = no_variance_data_check.validate(X, y)

warnings = [message for message in messages if message["level"] == "warning"]

for warning in warnings:
    print("Warning:", warning["message"])

Warning: 'no var col' has 1 unique value.
Warning: 'no var col with nan' has two unique values including nulls. Consider encoding
↳ the nulls for this column to be useful for machine learning.
```

### 4.7.4 Writing Your Own Data Check

If you would prefer to write your own data check, you can do so by extending the `DataCheck` class and implementing the `validate(self, X, y)` class method. Below, we've created a new `DataCheck`, `ZeroVarianceDataCheck`, which is similar to `NoVarianceDataCheck` defined in EvalML. The `validate(self, X, y)` method should return a dictionary with 'warnings' and 'errors' as keys mapping to list of warnings and errors, respectively.

```
[19]: from evalml.data_checks import DataCheck

class ZeroVarianceDataCheck(DataCheck):
    def validate(self, X, y):
        messages = []
        if not isinstance(X, pd.DataFrame):
            X = pd.DataFrame(X)
        warning_msg = "Column '{}{}' has zero variance"
        messages.extend(
            [
                DataCheckError(warning_msg.format(column), self.name)
                for column in X.columns
                if len(X[column].unique()) == 1
            ]
        )
```

(continues on next page)

(continued from previous page)

```
)
return messages
```

## 4.7.5 Defining Collections of Data Checks

For convenience, EvalML provides a `DataChecks` class to represent a collection of data checks. We will go over `DefaultDataChecks` ([API reference](#)), a collection defined to check for some of the most common data issues.

### Default Data Checks

`DefaultDataChecks` is a collection of data checks defined to check for some of the most common data issues. They include:

- `NullDataCheck`
- `IDColumnsDataCheck`
- `TargetLeakageDataCheck`
- `InvalidTargetDataCheck`
- `TargetDistributionDataCheck` (for regression problem types)
- `ClassImbalanceDataCheck` (for classification problem types)
- `NoVarianceDataCheck`
- `DateTimeFormatDataCheck` (for time series problem types)
- `TimeSeriesParametersDataCheck` (for time series problem types)
- `TimeSeriesSplittingDataCheck` (for time series classification problem types)

## 4.7.6 Writing Your Own Collection of Data Checks

If you would prefer to create your own collection of data checks, you could either write your own data checks class by extending the `DataChecks` class and setting the `self.data_checks` attribute to the list of `DataCheck` classes or objects, or you could pass that list of data checks to the constructor of the `DataChecks` class. Below, we create two identical collections of data checks using the two different methods.

```
[20]: # Create a subclass of `DataChecks`
from evalml.data_checks import (
    DataChecks,
    NullDataCheck,
    InvalidTargetDataCheck,
    NoVarianceDataCheck,
    ClassImbalanceDataCheck,
    TargetLeakageDataCheck,
)
from evalml.problem_types import ProblemTypes, handle_problem_types

class MyCustomDataChecks(DataChecks):
    data_checks = [
```

(continues on next page)

(continued from previous page)

```

        NullDataCheck,
        InvalidTargetDataCheck,
        NoVarianceDataCheck,
        TargetLeakageDataCheck,
    ]

    def __init__(self, problem_type, objective):
        """
        A collection of basic data checks.
        Args:
            problem_type (str): The problem type that is being validated. Can be
            ↪ regression, binary, or multiclass.
        """
        if handle_problem_types(problem_type) == ProblemTypes.REGRESSION:
            super().__init__(
                self.data_checks,
                data_check_params={
                    "InvalidTargetDataCheck": {
                        "problem_type": problem_type,
                        "objective": objective,
                    }
                },
            )
        else:
            super().__init__(
                self.data_checks + [ClassImbalanceDataCheck],
                data_check_params={
                    "InvalidTargetDataCheck": {
                        "problem_type": problem_type,
                        "objective": objective,
                    }
                },
            )

custom_data_checks = MyCustomDataChecks(
    problem_type=ProblemTypes.REGRESSION, objective="R2"
)
for data_check in custom_data_checks.data_checks:
    print(data_check.name)

NullDataCheck
InvalidTargetDataCheck
NoVarianceDataCheck
TargetLeakageDataCheck

```

```

[21]: # Pass list of data checks to the `data_checks` parameter of DataChecks
same_custom_data_checks = DataChecks(
    data_checks=[
        NullDataCheck,
        InvalidTargetDataCheck,
        NoVarianceDataCheck,
    ]
)

```

(continues on next page)

(continued from previous page)

```

        TargetLeakageDataCheck,
    ],
    data_check_params={
        "InvalidTargetDataCheck": {
            "problem_type": ProblemTypes.REGRESSION,
            "objective": "R2",
        }
    },
)
for data_check in custom_data_checks.data_checks:
    print(data_check.name)

```

```

NullDataCheck
InvalidTargetDataCheck
NoVarianceDataCheck
TargetLeakageDataCheck

```

## 4.8 Understanding Data Check Actions

EvalML streamlines the creation and implementation of machine learning models for tabular data. One of the many features it offers is `data checks`, which help determine the health of our data before we train a model on it. These data checks have associated actions with them and will be shown in this notebook. In our default data checks, we have the following checks:

- `NullDataCheck`: Checks whether the rows or columns are null or highly null
- `IDColumnsDataCheck`: Checks for columns that could be ID columns
- `TargetLeakageDataCheck`: Checks if any of the input features have high association with the targets
- `InvalidTargetDataCheck`: Checks if there are null or other invalid values in the target
- `NoVarianceDataCheck`: Checks if either the target or any features have no variance

EvalML has additional data checks that can be seen [here](#), with usage examples [here](#). Below, we will walk through usage of EvalML's default data checks and actions.

First, we import the necessary requirements to demonstrate these checks.

```

[1]: import woodwork as ww
import pandas as pd
from evalml import AutoMLSearch
from evalml.demos import load_fraud
from evalml.preprocessing import split_data

```

Let's look at the input feature data. EvalML uses the `Woodwork` library to represent this data. The demo data that EvalML returns is a Woodwork `DataTable` and `DataColumn`.

```

[2]: X, y = load_fraud(n_rows=1500)
X.head()

```

	Number of Features
Boolean	1
Categorical	6
Numeric	5

(continues on next page)

(continued from previous page)

Number of training examples: 1500

Targets

False 86.60%

True 13.40%

Name: count, dtype: object

```
[2]:
```

	card_id	store_id	datetime	amount	currency	customer_present	\
id							
0	32261	8516	2019-01-01 00:12:26	24900	CUC	True	
1	16434	8516	2019-01-01 09:42:03	15789	MYR	False	
2	23468	8516	2019-04-17 08:17:01	1883	AUD	False	
3	14364	8516	2019-01-30 11:54:30	82120	KRW	True	
4	29407	8516	2019-05-01 17:59:36	25745	MUR	True	

	expiration_date	provider	lat	lng	region	\
id						
0	08/24	Mastercard	38.58894	-89.99038	Fairview Heights	
1	11/21	Discover	38.58894	-89.99038	Fairview Heights	
2	09/27	Discover	38.58894	-89.99038	Fairview Heights	
3	09/20	JCB 16 digit	38.58894	-89.99038	Fairview Heights	
4	09/22	American Express	38.58894	-89.99038	Fairview Heights	

	country
id	
0	US
1	US
2	US
3	US
4	US

### 4.8.1 Adding noise and unclean data

This data is already clean and compatible with EvalML's AutoMLSearch. In order to demonstrate EvalML default data checks, we will add the following:

- A column of mostly null values (<0.5% non-null)
- A column with low/no variance
- A row of null values
- A missing target value

We will add the first two columns to the whole dataset and we will only add the last two to the training data. Note: these only represent some of the scenarios that EvalML default data checks can catch.

```
[3]: # add a column with no variance in the data
X["no_variance"] = [1 for _ in range(X.shape[0])]

# add a column with >99.5% null values
X["mostly_nulls"] = [None] * (X.shape[0] - 5) + [i for i in range(5)]

# since we changed the data, let's reinitialize the woodwork datatable
```

(continues on next page)

(continued from previous page)

```
X.wv.init()
# let's split some training and validation data
X_train, X_valid, y_train, y_valid = split_data(X, y, problem_type="binary")
```

```
[4]: # make row 1 all nan values
X_train.iloc[1] = [None] * X_train.shape[1]

# make one of the target values null
y_train[990] = None

X_train.wv.init()
y_train = ww.init_series(y_train, logical_type="Categorical")
# Let's take another look at the new X_train data
X_train
```

```
[4]:
```

	card_id	store_id	datetime	amount	currency	\
id						
872	15492	2868	2019-08-03 02:50:04	80719	HNL	
1477	<NA>	<NA>	NaT	<NA>	NaN	
158	22440	6813	2019-07-12 11:07:25	1849	SEK	
808	8096	8096	2019-06-11 21:33:36	41358	MOP	
336	33270	1529	2019-03-23 21:44:00	32594	CUC	
...	...	...	...	...	...	
339	8484	5358	2019-01-10 07:47:28	89503	GMD	
1383	17565	3929	2019-01-15 01:11:02	14264	DKK	
893	108	44	2019-05-17 00:53:39	93218	SLL	
385	29983	152	2019-06-09 06:50:29	41105	RWF	
1074	26197	4927	2019-05-22 15:57:27	50481	MNT	

	customer_present	expiration_date	provider	lat	lng	\
id						
872	True	08/27	American Express	5.47090	100.24529	
1477	<NA>	NaN	NaN	NaN	NaN	
158	True	09/20	American Express	26.26490	81.54855	
808	True	04/29	VISA 13 digit	59.37722	28.19028	
336	False	04/22	Mastercard	51.39323	0.47713	
...	...	...	...	...	...	
339	False	11/24	Maestro	47.30997	8.52462	
1383	True	06/20	VISA 13 digit	50.72043	11.34046	
893	True	12/24	JCB 16 digit	15.72892	120.57224	
385	False	07/20	JCB 16 digit	-6.80000	39.25000	
1074	False	05/26	JCB 15 digit	41.00510	-73.78458	

	region	country	no_variance	mostly_nulls
id				
872	Batu Feringgi	MY	1	<NA>
1477	NaN	NaN	<NA>	<NA>
158	Jais	IN	1	<NA>
808	Narva	EE	1	<NA>
336	Strood	GB	1	<NA>
...	...	...	...	...
339	Adliswil	CH	1	<NA>

(continues on next page)

(continued from previous page)

1383	Rudolstadt	DE	1	<NA>
893	Burgos	PH	1	<NA>
385	Magomeni	TZ	1	<NA>
1074	Scarsdale	US	1	<NA>

[1200 rows x 14 columns]

If we call `AutoMLSearch.search()` on this data, the search will fail due to the columns and issues we've added above. Note: we use a `try/except` here to catch the resulting `ValueError` that `AutoMLSearch` raises.

```
[5]: automl = AutoMLSearch(X_train=X_train, y_train=y_train, problem_type="binary")
try:
    automl.search()
except ValueError as e:
    # to make the error message more distinct
    print("=" * 80, "\n")
    print("Search errored out! Message received is: {}".format(e))
    print("=" * 80, "\n")
```

```
=====
Search errored out! Message received is: Input y contains NaN.
=====
```

We can use the `search_iterative()` function provided in EvalML to determine what potential health issues our data has. We can see that this `search_iterative` function is a public method available through `evalml.automl` and is different from the `search` function of the `AutoMLSearch` class in EvalML. This `search_iterative()` function allows us to run the default data checks on the data, and, if there are no errors, automatically runs `AutoMLSearch.search()`.

```
[6]: from evalml.automl import search_iterative

automl, messages = search_iterative(X_train, y_train, problem_type="binary")
automl, messages
```

```
[6]: (None,
[{'message': '1 out of 1200 rows are 95.0% or more null',
  'data_check_name': 'NullDataCheck',
  'level': 'warning',
  'details': {'columns': None,
  'rows': [1477],
  'pct_null_cols': id
1477    1.0
dtype: float64},
  'code': 'HIGHLY_NULL_ROWS',
  'action_options': [{'code': 'DROP_ROWS',
  'data_check_name': 'NullDataCheck',
  'metadata': {'columns': None, 'rows': [1477]}},
  'parameters': {}]}],
{'message': "Column(s) 'mostly_nulls' are 95.0% or more null",
  'data_check_name': 'NullDataCheck',
  'level': 'warning',
  'details': {'columns': ['mostly_nulls'],
```

(continues on next page)

(continued from previous page)

```

    'rows': None,
    'pct_null_rows': {'mostly_nulls': 0.9966666666666667}},
    'code': 'HIGHLY_NULL_COLS',
    'action_options': [{'code': 'DROP_COL',
                        'data_check_name': 'NullDataCheck',
                        'metadata': {'columns': ['mostly_nulls'], 'rows': None},
                        'parameters': {}}]],
    {'message': '1 row(s) (0.08333333333333334%) of target values are null',
     'data_check_name': 'InvalidTargetDataCheck',
     'level': 'error',
     'details': {'columns': None,
                 'rows': [990],
                 'num_null_rows': 1,
                 'pct_null_rows': 0.08333333333333334},
     'code': 'TARGET_HAS_NULL',
     'action_options': [{'code': 'DROP_ROWS',
                         'data_check_name': 'InvalidTargetDataCheck',
                         'metadata': {'columns': None, 'rows': [990], 'is_target': True},
                         'parameters': {}}]],
    {'message': '"no_variance" has 1 unique value.',
     'data_check_name': 'NoVarianceDataCheck',
     'level': 'warning',
     'details': {'columns': ['no_variance'], 'rows': None},
     'code': 'NO_VARIANCE',
     'action_options': [{'code': 'DROP_COL',
                         'data_check_name': 'NoVarianceDataCheck',
                         'metadata': {'columns': ['no_variance'], 'rows': None},
                         'parameters': {}}]]])

```

The return value of the `search_iterative` function above is a tuple. The first element is the `AutoMLSearch` object if it runs (and `None` otherwise), and the second element is a dictionary of potential warnings and errors that the default data checks find on the passed-in `X` and `y` data. In this dictionary, warnings are suggestions that the data checks give that can be useful to address to make the search better but will not break `AutoMLSearch`. On the flip side, errors indicate issues that will break `AutoMLSearch` and need to be addressed by the user.

Above, we can see that there were errors so search did not automatically run.

## 4.8.2 Addressing warnings and errors

We can automatically address the warnings and errors returned by `search_iterative` by using `make_pipeline_from_data_check_output`, a utility method that creates a pipeline that will automatically clean up our data. We just need to pass this method the messages from running `DataCheck.validate()` and our problem type.

```

[7]: from evalml.pipelines.utils import make_pipeline_from_data_check_output

actions_pipeline = make_pipeline_from_data_check_output("binary", messages)
actions_pipeline.fit(X_train, y_train)
X_train_cleaned, y_train_cleaned = actions_pipeline.transform(X_train, y_train)
print(
    "The new length of X_train is {} and y_train is {}".format(
        len(X_train_cleaned), len(y_train_cleaned)
    )
)

```

(continues on next page)



(continued from previous page)

```
)
)
```

The new length of X\_train is 1198 and y\_train is 1198

Now, we can run `search_iterative` to completion.

```
[8]: results_cleaned = search_iterative(
      X_train_cleaned, y_train_cleaned, problem_type="binary"
    )
```

Note that this time, we get an `AutoMLSearch` object returned to us as the first element of the tuple. We can use and inspect the `AutoMLSearch` object as needed.

```
[9]: automl_object = results_cleaned[0]
      automl_object.rankings
```

```
[9]:
```

	id	pipeline_name	search_order	\
0	1	Random Forest Classifier w/ Label Encoder + Da...	1	
1	0	Mode Baseline Binary Classification Pipeline	0	

	ranking_score	mean_cv_score	standard_deviation_cv_score	\
0	0.238873	0.238873	0.016718	
1	4.843912	4.843912	0.049015	

	percent_better_than_baseline	high_variance_cv	\
0	95.06859	False	
1	0.00000	False	

	parameters
0	{'Label Encoder': {'positive_label': None}, 'D...
1	{'Label Encoder': {'positive_label': None}, 'B...

If we check the second element in the tuple, we can see that there are no longer any warnings or errors detected!

```
[10]: data_check_results = results_cleaned[1]
      data_check_results
```

```
[10]: []
```

### 4.8.3 Only addressing DataCheck errors

Previously, we used `make_pipeline_from_actions` to address all of the warnings and errors returned by `search_iterative`. We will now show how we can also manually address errors to allow `AutoMLSearch` to run, and how ignoring warnings will come at the expense of performance.

We can print out the errors first to make it easier to read, and then we'll create new features and targets from the original training data.

```
[11]: errors = [message for message in messages if message["level"] == "error"]
      errors
```

```
[11]: [{'message': '1 row(s) (0.08333333333333334%) of target values are null',
      'data_check_name': 'InvalidTargetDataCheck',
```

(continues on next page)

(continued from previous page)

```

'level': 'error',
'details': {'columns': None,
'rows': [990],
'num_null_rows': 1,
'pct_null_rows': 0.08333333333333334},
'code': 'TARGET_HAS_NULL',
'action_options': [{'code': 'DROP_ROWS',
'data_check_name': 'InvalidTargetDataCheck',
'metadata': {'columns': None, 'rows': [990], 'is_target': True},
'parameters': {}}]]]

```

```
[12]: # copy the DataTables to new variables
```

```
X_train_no_errors = X_train.copy()
```

```
y_train_no_errors = y_train.copy()
```

```
# We address the errors by looking at the resulting dictionary errors listed
```

```
# let's address the `TARGET_HAS_NULL` error
```

```
y_train_no_errors.fillna(False, inplace=True)
```

```
# let's reinitialize the Woodwork DataTable
```

```
X_train_no_errors.ww.init()
```

```
X_train_no_errors.head()
```

```
[12]:
```

	card_id	store_id		datetime	amount	currency	\
id							
872	15492	2868	2019-08-03	02:50:04	80719	HNL	
1477	<NA>	<NA>		NaT	<NA>	NaN	
158	22440	6813	2019-07-12	11:07:25	1849	SEK	
808	8096	8096	2019-06-11	21:33:36	41358	MOP	
336	33270	1529	2019-03-23	21:44:00	32594	CUC	

	customer_present	expiration_date		provider	lat	lng	\
id							
872	True	08/27		American Express	5.47090	100.24529	
1477	<NA>	NaN		NaN	NaN	NaN	
158	True	09/20		American Express	26.26490	81.54855	
808	True	04/29		VISA 13 digit	59.37722	28.19028	
336	False	04/22		Mastercard	51.39323	0.47713	

	region	country	no_variance	mostly_nulls
id				
872	Batu Feringgi	MY	1	<NA>
1477	NaN	NaN	<NA>	<NA>
158	Jais	IN	1	<NA>
808	Narva	EE	1	<NA>
336	Strood	GB	1	<NA>

We can now run search on `X_train_no_errors` and `y_train_no_errors`. Note that the search here doesn't fail since we addressed the errors, but there will still exist warnings in the returned tuple. This search allows the `mostly_nulls` column to remain in the features during search.

```
[13]: results_no_errors = search_iterative(
      X_train_no_errors, y_train_no_errors, problem_type="binary"
    )
results_no_errors

[13]: (<evalml automl automl_search.AutoMLSearch at 0x7fb9b60afeb0>,
      [{'message': '1 out of 1200 rows are 95.0% or more null',
        'data_check_name': 'NullDataCheck',
        'level': 'warning',
        'details': {'columns': None,
                    'rows': [1477],
                    'pct_null_cols': id
                    1477    1.0
                    dtype: float64},
        'code': 'HIGHLY_NULL_ROWS',
        'action_options': [{'code': 'DROP_ROWS',
                            'data_check_name': 'NullDataCheck',
                            'metadata': {'columns': None, 'rows': [1477]}},
                           {'parameters': {}}]],
      {'message': "Column(s) 'mostly_nulls' are 95.0% or more null",
        'data_check_name': 'NullDataCheck',
        'level': 'warning',
        'details': {'columns': ['mostly_nulls'],
                    'rows': None,
                    'pct_null_rows': {'mostly_nulls': 0.9966666666666667}},
        'code': 'HIGHLY_NULL_COLS',
        'action_options': [{'code': 'DROP_COL',
                            'data_check_name': 'NullDataCheck',
                            'metadata': {'columns': ['mostly_nulls'], 'rows': None}},
                           {'parameters': {}}]],
      {'message': "'no_variance' has 1 unique value.",
        'data_check_name': 'NoVarianceDataCheck',
        'level': 'warning',
        'details': {'columns': ['no_variance'], 'rows': None},
        'code': 'NO_VARIANCE',
        'action_options': [{'code': 'DROP_COL',
                            'data_check_name': 'NoVarianceDataCheck',
                            'metadata': {'columns': ['no_variance'], 'rows': None}},
                           {'parameters': {}}]]])
```

## 4.9 Utilities

### 4.9.1 Configuring Logging

EvalML uses [the standard Python logging package](#). Default logging behavior prints WARNING level logs and above (ERROR and CRITICAL) to stdout. To configure different behavior, please refer to the Python logging documentation.

To see up-to-date feedback as AutoMLSearch runs, use the argument `verbose=True` when instantiating the object. This will temporarily set up a logging object to print INFO level logs and above to stdout, as well as display a graph of the best score over pipeline iterations.

## 4.9.2 System Information

EvalML provides a command-line interface (CLI) tool prints the version of EvalML and core dependencies installed, as well as some basic system information. To use this tool, just run `evalml info` in your shell or terminal. This could be useful for debugging purposes or tracking down any version-related issues.

```
[1]: !evalml info
/usr/bin/sh: 1: evalml: not found
```

## 4.10 AutoMLSearch for time series problems

In this guide, we'll show how you can use EvalML to perform an automated search of machine learning pipelines for time series problems. Time series support is still being actively developed in EvalML so expect this page to improve over time.

### 4.10.1 But first, what is a time series?

A time series is a series of measurements taken at different moments in time ([Wikipedia](#)). The main difference between a time series dataset and a normal dataset is that the rows of a time series dataset are ordered chronologically, where the relative time between rows is significant. This relationship between the rows does not exist in non-time series datasets. In a non-time-series dataset, you can shuffle the rows and the dataset still has the same meaning. If you shuffle the rows of a time series dataset, the relationship between the rows is completely different!

### 4.10.2 What does AutoMLSearch for time series do?

In a machine learning setting, we are usually interested in using past values of the time series to predict future values. That is what EvalML's time series functionality is built to do.

### 4.10.3 Loading the data

In this guide, we work with daily minimum temperature recordings from Melbourne, Australia from the beginning of 1981 to end of 1990.

We start by loading the temperature data into two splits. The first split will be a training split consisting of data from 1981 to end of 1989. This is the data we'll use to find the best pipeline with AutoML. The second split will be a testing split consisting of data from 1990. This is the split we'll use to evaluate how well our pipeline generalizes on unseen data.

```
[2]: import pandas as pd
from evalml.demos import load_weather
```

```
X, y = load_weather()
```

```

                Number of Features
Categorical              1

Number of training examples: 3650
Targets
10.0      1.40%
```

(continues on next page)

(continued from previous page)

```

11.0    1.40%
13.0    1.32%
12.5    1.21%
10.5    1.21%
...
0.2     0.03%
24.0    0.03%
25.2    0.03%
22.7    0.03%
21.6    0.03%
Name: count, Length: 229, dtype: object

```

```

[3]: train_dates, test_dates = X.Date < "1990-01-01", X.Date >= "1990-01-01"
X_train, y_train = X.ww.loc[train_dates], y.ww.loc[train_dates]
X_test, y_test = X.ww.loc[test_dates], y.ww.loc[test_dates]

```

### Visualizing the training set

```

[4]: import plotly.graph_objects as go

```

```

[5]: data = [
    go.Scatter(
        x=X_train["Date"],
        y=y_train,
        mode="lines+markers",
        name="Temperature (C)",
        line=dict(color="#1f77b4"),
    )
]
# Let plotly pick the best date format.
layout = go.Layout(
    title={"text": "Min Daily Temperature, Melbourne 1980-1989"},
    xaxis={"title": "Time"},
    yaxis={"title": "Temperature (C)"},
)

go.Figure(data=data, layout=layout)

```

Data type cannot be displayed: application/vnd.plotly.v1+json, text/html

### 4.10.4 Fixing the data

Sometimes, the datasets we work with do not have perfectly consistent DateTime columns. We can use the `TimeSeriesRegularizer` and `TimeSeriesImputer` to correct any discrepancies in our data in a time-series specific way.

To show an example of this, let's create some discrepancies in our training data. We'll also add a couple of extra columns in the X DataFrame to highlight more of the options with these tools.

```
[6]: X["Categorical"] = [str(i % 4) for i in range(len(X))]
X["Categorical"] = X["Categorical"].astype("category")
X["Numeric"] = [i for i in range(len(X))]

# Re-split the data since we modified X
X_train, y_train = X.loc[train_dates], y.ww.loc[train_dates]
X_test, y_test = X.loc[test_dates], y.ww.loc[test_dates]
```

```
[7]: X_train["Date"][500] = None
X_train["Date"][1042] = None
X_train["Date"][1043] = None
X_train["Date"][231] = pd.Timestamp("1981-08-19")

X_train.drop(1209, inplace=True)
X_train.drop(398, inplace=True)
y_train.drop(1209, inplace=True)
y_train.drop(398, inplace=True)
```

With these changes, there are now NaN values in the training data that our models won't be able to recognize, and there is no longer a clear frequency between the dates.

```
[8]: print(f"Inferred frequency: {pd.infer_freq(X_train['Date'])}")
print(f"NaNs in date column: {X_train['Date'].isna().any()}")
print(
    f"NaNs in other training data columns: {X_train['Categorical'].isna().any() or X_
    ↪train['Numeric'].isna().any()}"
)
print(f"NaNs in target data: {y_train.isna().any()}")
```

```
Inferred frequency: None
NaNs in date column: True
NaNs in other training data columns: False
NaNs in target data: False
```

### Time Series Regularizer

We can use the `TimeSeriesRegularizer` component to restore the missing and NaN DateTime values we've created in our data. This component is designed to infer the proper frequency using `Woodwork's "infer_frequency"` function and generate a new DataFrame that follows it. In order to maintain as much original information from the input data as possible, all rows with completely correct times are ported over into this new DataFrame. If there are any rows that have the same timestamp as another, these will be dropped. The first occurrence of a date or time maintains priority. If there are any values that don't quite line up with the inferred frequency they will be shifted to any closely missing datetimes, or dropped if there are none nearby.

```
[9]: from evalml.pipelines.components import TimeSeriesRegularizer

regularizer = TimeSeriesRegularizer(time_index="Date")
X_train, y_train = regularizer.fit_transform(X_train, y_train)
```

Now we can see that pandas has successfully inferred the frequency of the training data, and there are no more null values within `X_train`. However, by adding values that were dropped before, we have created NaN values within the target data, as well as the other columns in our training data.

```
[10]: print(f"Inferred frequency: {pd.infer_freq(X_train['Date'])}")
print(f"NaNs in training data: {X_train['Date'].isna().any()}")
print(
    f"NaNs in other training data columns: {X_train['Categorical'].isna().any() or X_
    ↪train['Numeric'].isna().any()}"
)
print(f"NaNs in target data: {y_train.isna().any()}")
```

```
Inferred frequency: D
NaNs in training data: False
NaNs in other training data columns: True
NaNs in target data: True
```

## Time Series Imputer

We could easily use the `Imputer` and `TargetImputer` components to fill in the missing gaps in our `X` and `y` data. However, these tools are not built for time series problems. Their supported imputation strategies of “mean”, “most\_frequent”, or similar are all static. They don’t account for the passing of time, and how neighboring data points may have more predictive power than simply taking the average. The `TimeSeriesImputer` solves this problem by offering three different imputation strategies: - “forwards\_fill”: fills in any NaN values with the same value as found in the previous non-NaN cell. - “backwards\_fill”: fills in any NaN values with the same value as found in the next non-NaN cell. - “interpolate”: (numeric columns only) fills in any NaN values by linearly interpolating the values of the previous and next non-NaN cells.

```
[11]: from evalml.pipelines.components import TimeSeriesImputer

ts_imputer = TimeSeriesImputer(
    categorical_impute_strategy="forwards_fill",
    numeric_impute_strategy="backwards_fill",
    target_impute_strategy="interpolate",
)
X_train, y_train = ts_imputer.fit_transform(X_train, y_train)
```

Now, finally, we have a `DataFrame` that’s back in order without flaws, which we can use for running `AutoMLSearch` and running models without issue.

```
[12]: print(f"Inferred frequency: {pd.infer_freq(X_train['Date'])}")
print(f"NaNs in training data: {X_train['Date'].isna().any()}")
print(
    f"NaNs in other training data columns: {X_train['Categorical'].isna().any() or X_
    ↪train['Numeric'].isna().any()}"
)
print(f"NaNs in target data: {y_train.isna().any()}")
```

```
Inferred frequency: D
NaNs in training data: False
NaNs in other training data columns: False
NaNs in target data: False
```

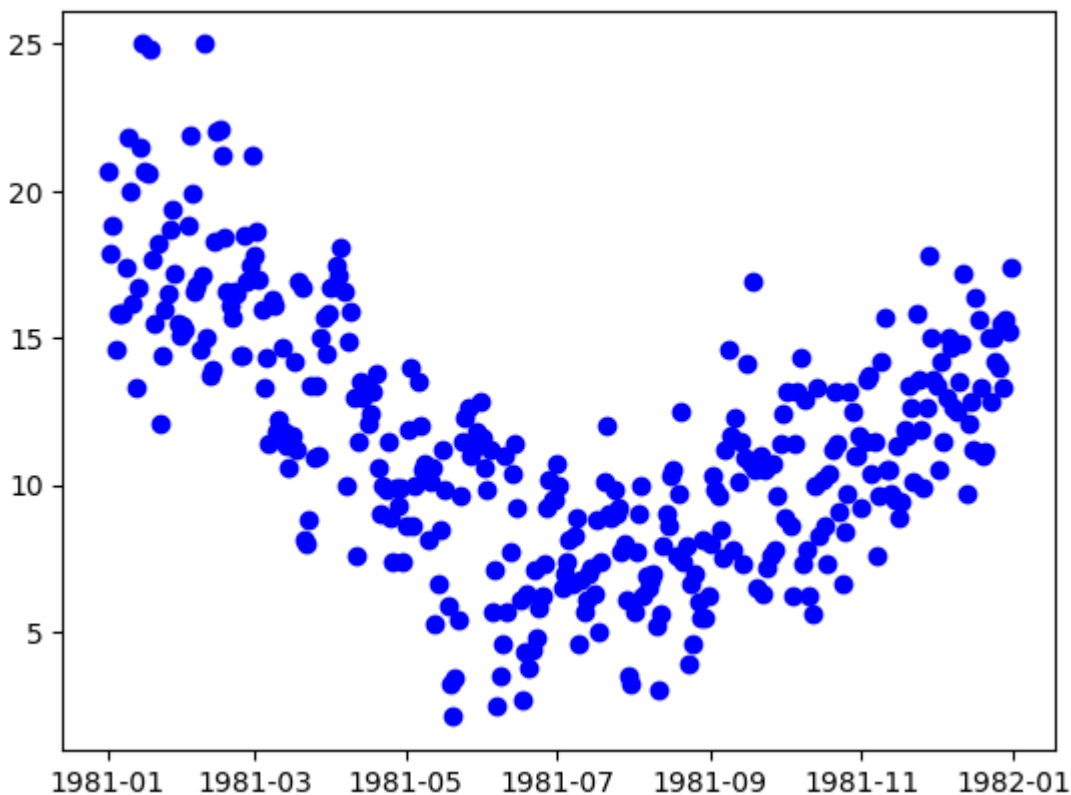
### 4.10.5 Trending and Seasonality Decomposition

Decomposing a target signal into a trend and/or a cyclical signal is a common pre-processing step for time series modeling. Having an understanding of the presence or absence of these component signals can provide additional insight and decomposing the signal into these constituent components can enable non-time-series aware estimators to perform better while attempting to model this data. We have two unique decomposers, the `PolynomialDecomposer` and the `STLDecomposer`.

Let's first take a look at a year's worth of the weather dataset.

```
[13]: import matplotlib.pyplot as plt

length = 365
X_train_time = X_train.set_index("Date").asfreq(pd.infer_freq(X_train["Date"]))
y_train_time = y_train.set_index(X_train["Date"]).asfreq(pd.infer_freq(X_train["Date"]))
plt.plot(y_train_time[0:length], "bo")
plt.show()
```



With the knowledge that this is a weather dataset and the data itself is daily weather data, we can assume that the seasonal data will have a period of approximately 365 data points. Let's build and fit decomposers to detrend and deseasonalize this data.

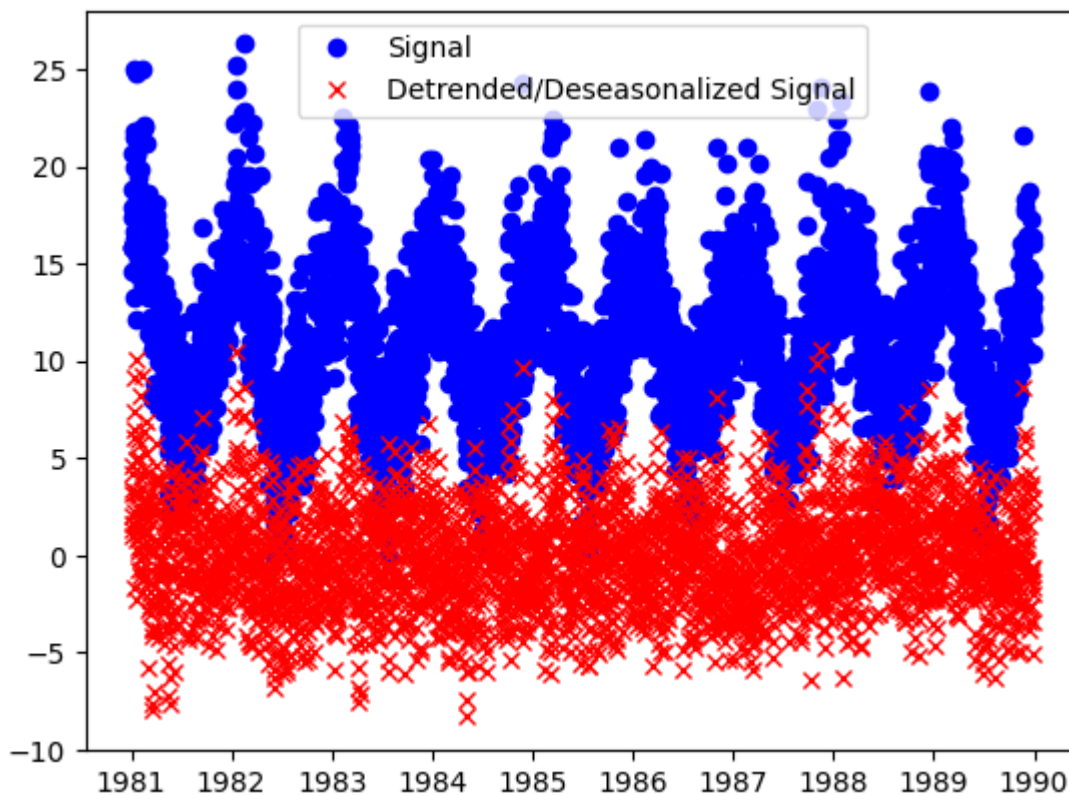


## Polynomial Decomposer

```
[14]: from evalml.pipelines.components.transformers.preprocessing.polynomial_decomposer import PolynomialDecomposer,
      ↪(
      PolynomialDecomposer,
      )

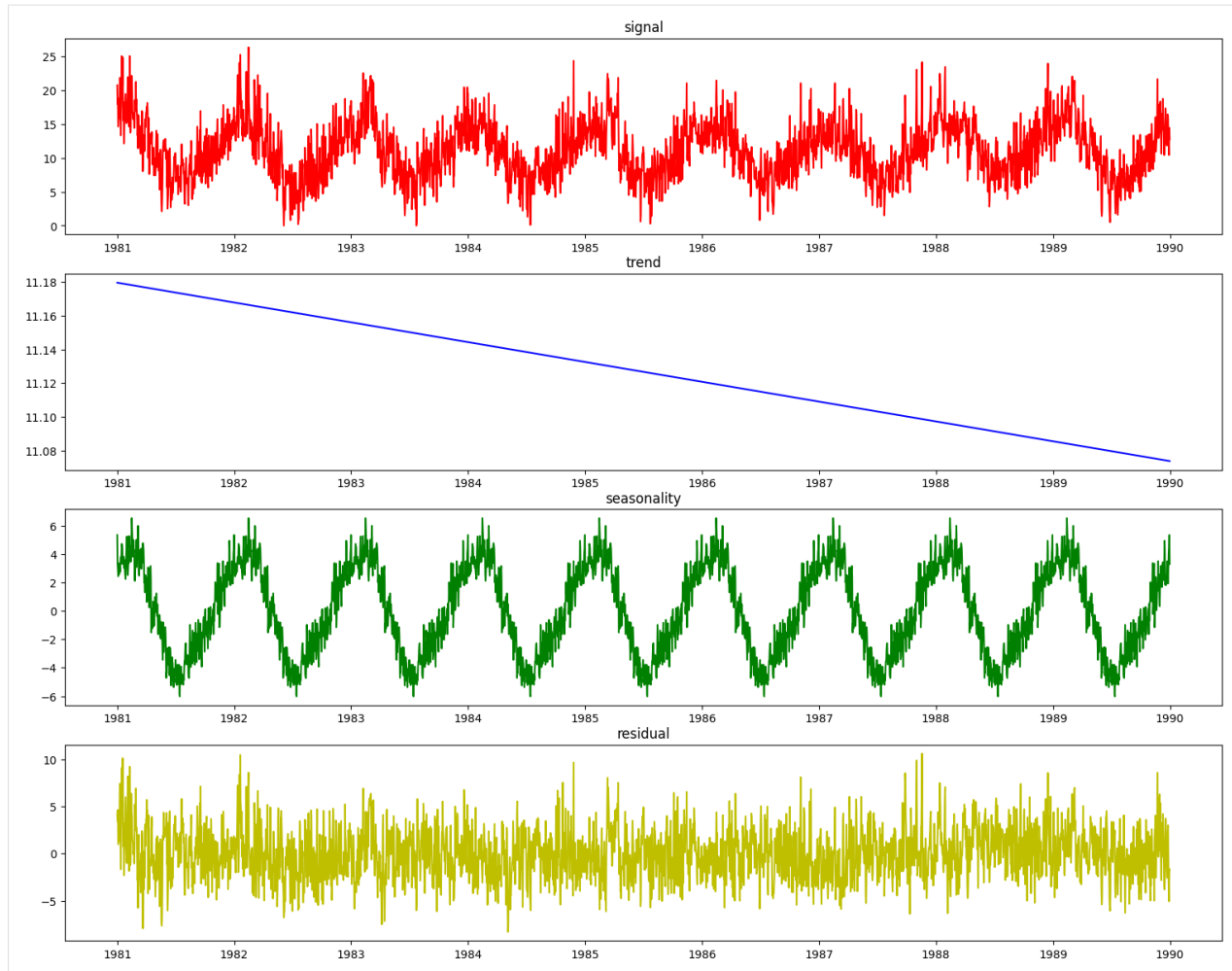
      pdc = PolynomialDecomposer(degree=1, period=365)
      X_t, y_t = pdc.fit_transform(X_train_time, y_train_time)

      plt.plot(y_train_time, "bo", label="Signal")
      plt.plot(y_t, "rx", label="Detrended/Deseasonalized Signal")
      plt.legend()
      plt.show()
```



The result is the residual signal, with the trend and seasonality removed. If we want to look at what the component identified as the trend and seasonality, we can call the `plot_decomposition()` function.

```
[15]: res = pdc.plot_decomposition(X_train_time, y_train_time)
```



It is desirable to enhance the decomposer component with a guess at the period of the seasonal aspect of the signal before decomposing it. To do that, we can use the `determine_periodicity(X, y)` function of the `Decomposer` class.

```
[16]: period = pdc.determine_periodicity(X_train_time, y_train_time)
      print(period)
```

```
351
```

The `PolynomialDecomposer` class, if not explicitly set in the constructor, will set its `period` parameter based on a `statsmodels` function `freq_to_period` that considers the frequency of the datetime data. This will give a reasonable guess as to what the frequency could be. For example, if the `PolynomialDecomposer` object is fit with `period` not explicitly set, it will take on a default value of 7, which is good for daily data signals that have a known seasonal component period that is weekly.

In this case where the seasonal period is not known beforehand, the `set_period()` convenience function will look at the target data, determine a better guess for the period and set the `Decomposer` object appropriately.

```
[17]: pdc = PolynomialDecomposer()
      pdc.fit(X_train_time, y_train_time)
      assert pdc.period == 7
      pdc.set_period(X_train_time, y_train_time)
      assert 350 < pdc.period < 370
```

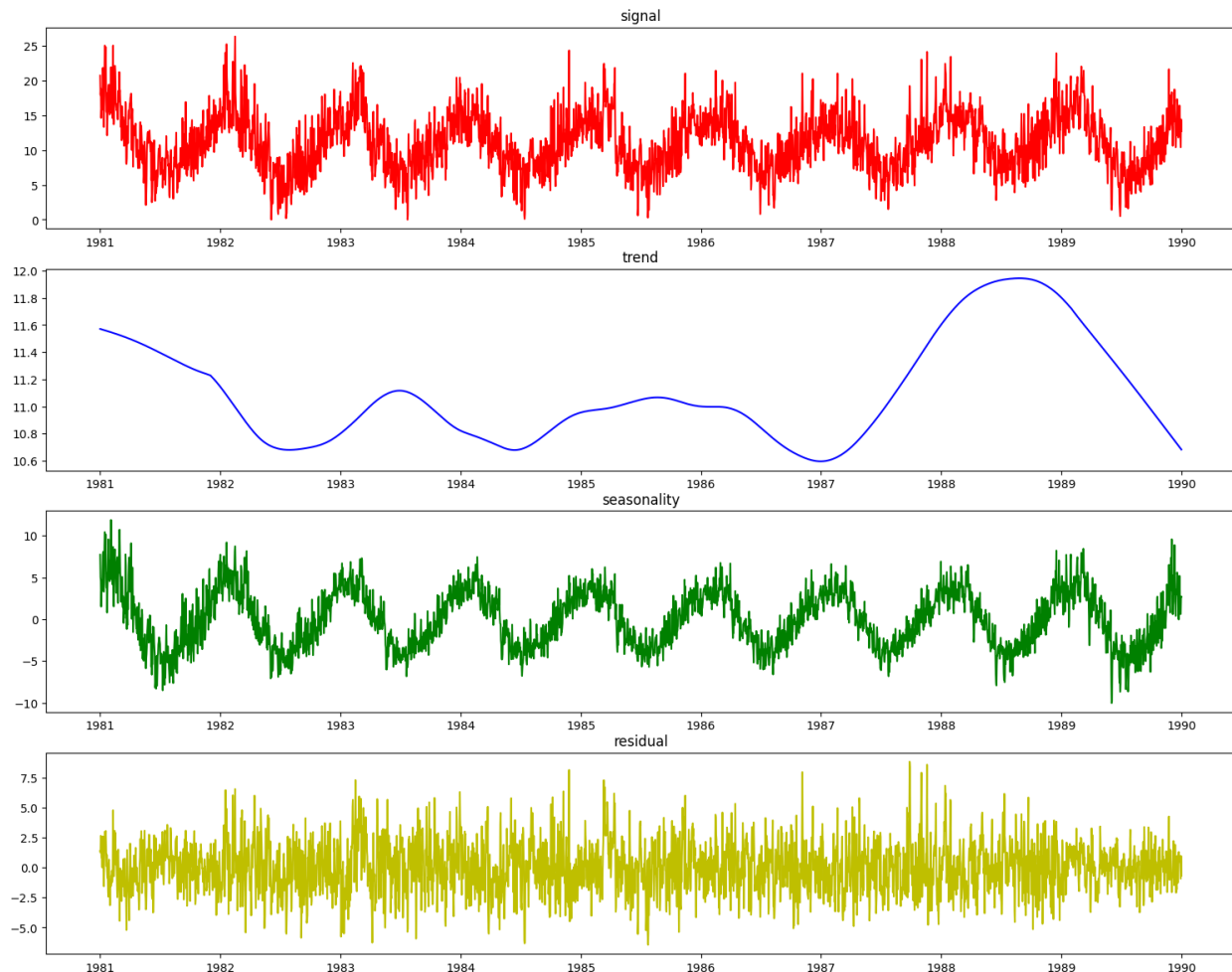
## STLDecomposer

The `STLDecomposer` runs on `statsmodels`' implementation of `STL` decomposition. Let's take a look at how `STL` decomposes the weather dataset.

```
[18]: from evalml.pipelines.components import STLDecomposer

stl = STLDecomposer()
X_t, y_t = stl.fit_transform(X_train_time, y_train_time)

res = stl.plot_decomposition(X_train_time, y_train_time)
```



This doesn't look nearly as good as the `PolynomialDecomposer` did. This is because `STL` decomposition performs best when the data has a small seasonal period, generally less than 14 time units. The weather dataset's seasonal period of ~365 days does not work as well since `STL` extracted a shorter term seasonality for decomposition.

We can generate some synthetic data that better highlights where `STL` performs well. For this example, we'll generate monthly data with an annual seasonal period.

```
[19]: import random
import numpy as np
from datetime import datetime
from sklearn.preprocessing import minmax_scale
```

(continues on next page)

(continued from previous page)

```
def generate_synthetic_data(
    period=12,
    num_periods=25,
    scale=10,
    seasonal_scale=2,
    trend_degree=1,
    freq_str="M",
):
    freq = 2 * np.pi / period
    x = np.arange(0, period * num_periods, 1)
    dts = pd.date_range(datetime.today(), periods=len(x), freq=freq_str)
    X = pd.DataFrame({"x": x})
    X = X.set_index(dts)

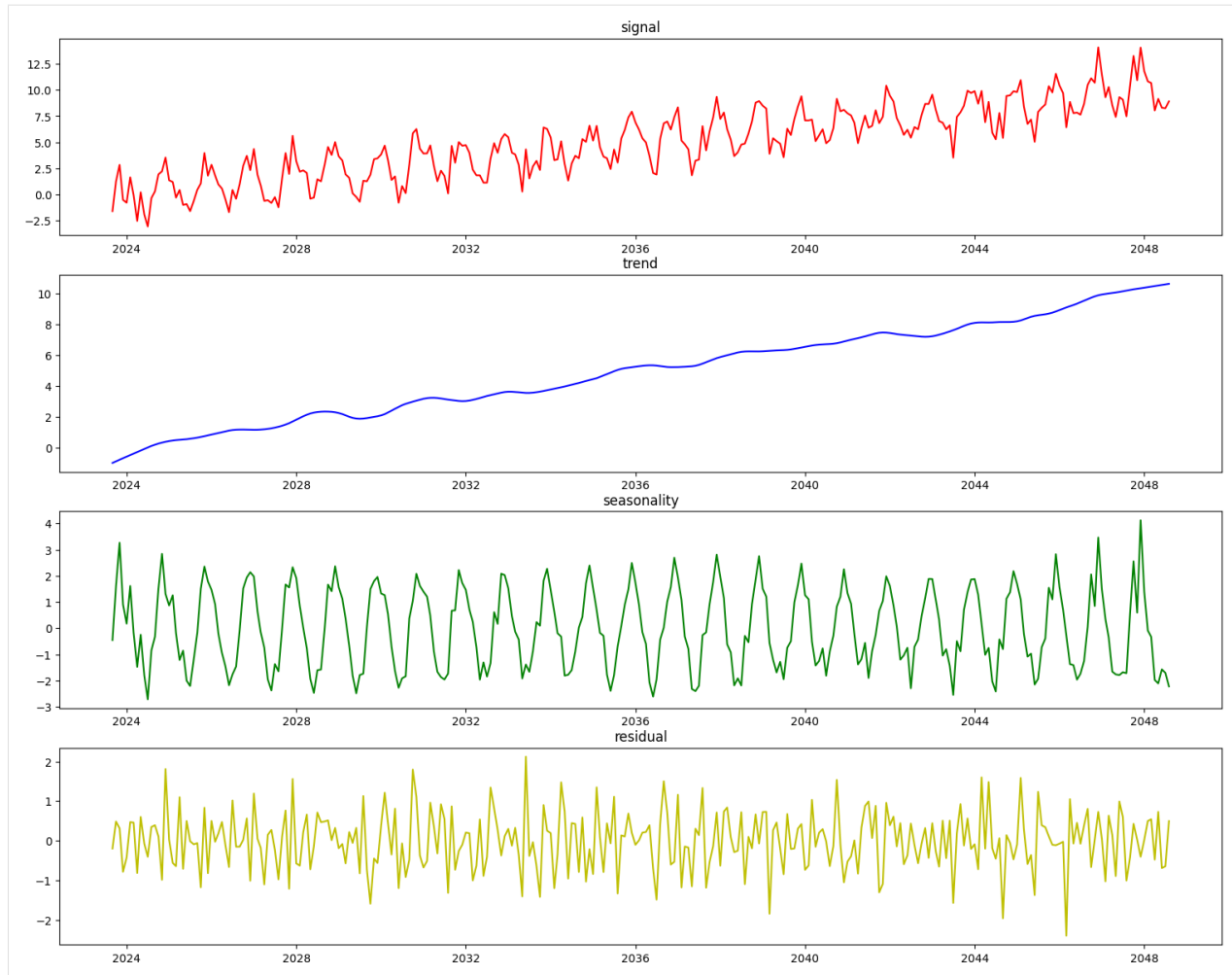
    if trend_degree == 1:
        y_trend = pd.Series(scale * minmax_scale(x + 2))
    elif trend_degree == 2:
        y_trend = pd.Series(scale * minmax_scale(x**2))
    elif trend_degree == 3:
        y_trend = pd.Series(scale * minmax_scale((x - 5) ** 3 + x**2))
    y_seasonal = pd.Series(seasonal_scale * np.sin(freq * x))
    y_random = pd.Series(np.random.normal(0, 1, len(X)))
    y = y_trend + y_seasonal + y_random
    return X, y

X_stl, y_stl = generate_synthetic_data()
```

Let's see how the STLDecomposer does at decomposing this data.

```
[20]: stl = STLDecomposer()
X_t_stl, y_t_stl = stl.fit_transform(X_stl, y_stl)

res = stl.plot_decomposition(X_stl, y_stl)
```



On top of decomposing this type of data well, the statsmodels implementation of STL automatically determines the seasonal period of the data, which is saved during fit time for this component.

```
[21]: stl = STLDecomposer()
      assert stl.period == None
      stl.fit(X_stl, y_stl)
      print(stl.period)
```

```
12
```

#### 4.10.6 Running AutoMLSearch

AutoMLSearch for time series problems works very similarly to the other problem types with the exception that users need to pass in a new parameter called `problem_configuration`.

The `problem_configuration` is a dictionary specifying the following values:

- **forecast\_horizon**: The number of time periods we are trying to forecast. In this example, we're interested in predicting weather for the next 7 days, so the value is 7.
- **gap**: The number of time periods between the end of the training set and the start of the test set. For example, in our case we are interested in predicting the weather for the next 7 days with the data as it is "today", so the gap

is 0. However, if we had to predict the weather for next Monday-Sunday with the data as it was on the previous Friday, the gap would be 2 (Saturday and Sunday separate Monday from Friday). It is important to select a value that matches the realistic delay between the forecast date and the most recently available data that can be used to make that forecast.

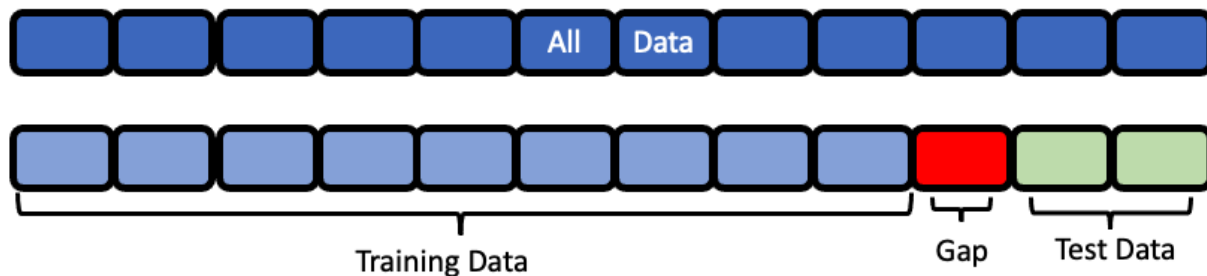
- **max\_delay:** The maximum number of rows to look in the past from the current row in order to compute features. In our example, we'll say we can use the previous week's weather to predict the current week's.
- **time\_index:** The column of the training dataset that contains the date corresponding to each observation. While only some of the models we run during time series searches require the `time_index`, we require it to be passed in to top level search so that the parameter can reach the models that need it.

Note that the values of these parameters must be in the same units as the training/testing data.

### Visualization of forecast horizon and gap

Forecast Horizon: 2

Gap: 1



```
[22]: from evalml automl import AutoMLSearch

problem_config = {"gap": 0, "max_delay": 7, "forecast_horizon": 7, "time_index": "Date"}

automl = AutoMLSearch(
    X_train,
    y_train,
    problem_type="time series regression",
    max_batches=1,
    problem_configuration=problem_config,
    automl_algorithm="iterative",
    allowed_model_families=[
        "xgboost",
        "random_forest",
        "linear_model",
        "extra_trees",
    ],
)
```

```
[23]: automl.search()
```

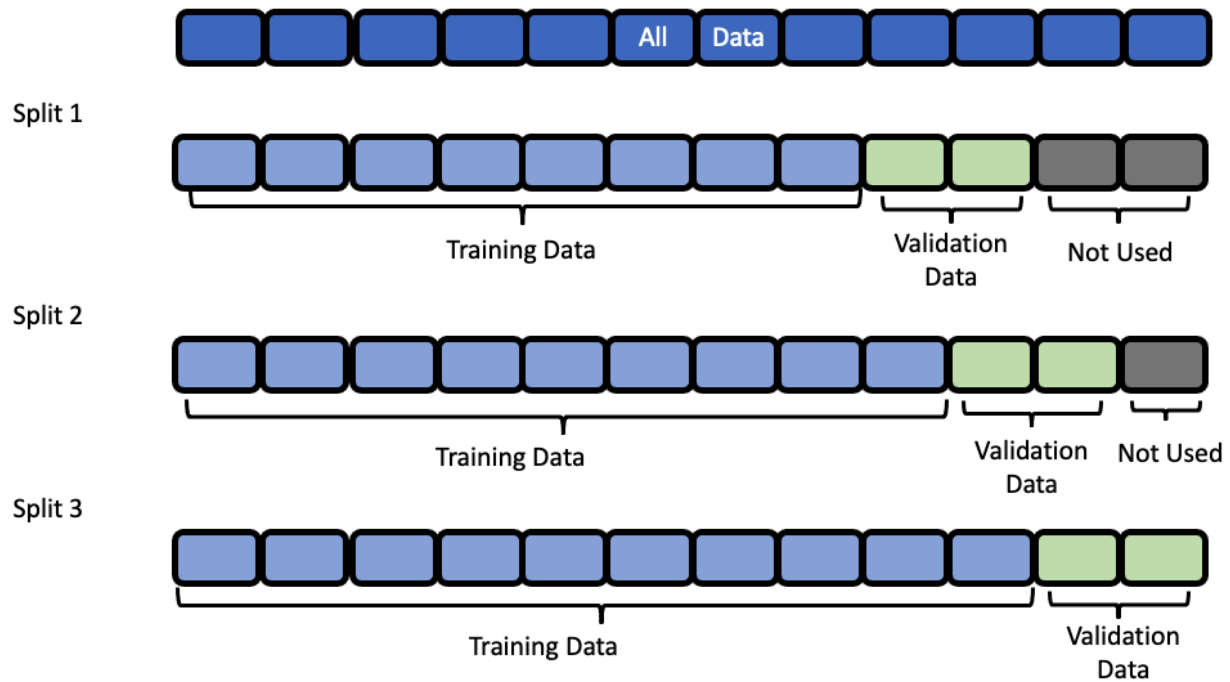
```
[23]: {1: {'Elastic Net Regressor w/ Imputer + Time Series Featurizer + STL Decomposer +
↳ DateTime Featurizer + One Hot Encoder + Drop NaN Rows Transformer + Standard Scaler':
↳ 15.072230577468872,
    'Elastic Net Regressor w/ Imputer + Time Series Featurizer + DateTime Featurizer + One
↳ Hot Encoder + Drop NaN Rows Transformer + Standard Scaler': 3.6715424060821533,
    'XGBoost Regressor w/ Imputer + Time Series Featurizer + STL Decomposer + DateTime
↳ Featurizer + One Hot Encoder': 17.118204593658447,
    'XGBoost Regressor w/ Imputer + Time Series Featurizer + DateTime Featurizer + One Hot
↳ Encoder': 5.9140002727508545,
    'Random Forest Regressor w/ Imputer + Time Series Featurizer + STL Decomposer +
↳ DateTime Featurizer + One Hot Encoder + Drop NaN Rows Transformer': 18.36720848083496,
    'Random Forest Regressor w/ Imputer + Time Series Featurizer + DateTime Featurizer +
↳ One Hot Encoder + Drop NaN Rows Transformer': 6.866096258163452,
    'Extra Trees Regressor w/ Imputer + Time Series Featurizer + STL Decomposer + DateTime
↳ Featurizer + One Hot Encoder + Drop NaN Rows Transformer': 14.96670651435852,
    'Extra Trees Regressor w/ Imputer + Time Series Featurizer + DateTime Featurizer + One
↳ Hot Encoder + Drop NaN Rows Transformer': 3.7092888355255127,
    'Total time of batch': 86.49796390533447}}
```

### 4.10.7 Understanding what happened under the hood

This is great, AutoMLSearch is able to find a pipeline that scores an R2 value of 0.44 compared to a baseline pipeline that is only able to score 0.07. But how did it do that?

#### Data Splitting

EvalML uses [rolling origin cross validation](#) for time series problems. Basically, we take successive cuts of the training data while keeping the validation set size fixed at `forecast_horizon` number of time units. Note that the splits are not separated by gap number of units. This is because we need access to all the data to generate features for every row of the validation set. However, the feature engineering done by our pipelines respects the gap value. This is explained more in the [feature engineering section](#).



## Baseline Pipeline

The most naive thing we can do in a time series problem is use the most recently available observation to predict the next observation. In our example, this means we'll use the measurement from 7 days ago as the prediction for the current date.

```
[24]: import pandas as pd

baseline = automl.get_pipeline(0)
baseline.fit(X_train, y_train)
naive_baseline_preds = baseline.predict_in_sample(
    X_test, y_test, objective=None, X_train=X_train, y_train=y_train
)
expected_preds = pd.Series(
    pd.concat([y_train.iloc[-7:], y_test]).shift(7).iloc[7:], name="target"
)
pd.testing.assert_series_equal(expected_preds, naive_baseline_preds)
```

## Feature Engineering

EvalML uses the values of `gap`, `forecast_horizon`, and `max_delay` to calculate a “window” of allowed dates that can be used for engineering the features of each row in the validation/test set. The formula for computing the bounds of the window is:

$$[t - (\text{max\_delay} + \text{forecast\_horizon} + \text{gap}), t - (\text{forecast\_horizon} + \text{gap})]$$

As an example, this is what the features for the first five days of August would look like in our current problem:



Forecast Horizon: 7

Gap: 0

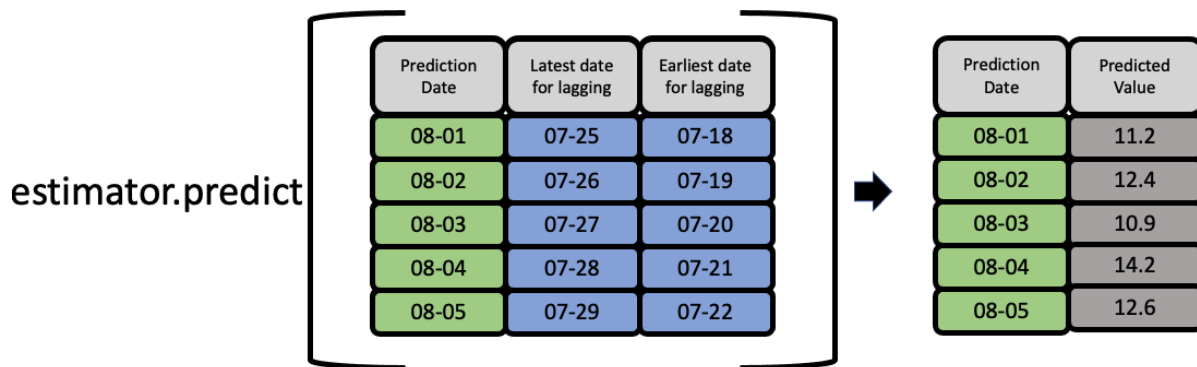
Max Delay: 7

	Prediction Date	Latest date for lagging	Earliest date for lagging
■	08-01	07-25	07-18
■	08-02	07-26	07-19
■	08-03	07-27	07-20
■	08-04	07-28	07-21
■	08-05	07-29	07-22

■ Prediction point  
■ Data before the forecast point

The estimator then takes these features to generate predictions:

**How the estimator generates predictions**



## Feature engineering components for time series

For an example of a time-series feature engineering component see [TimeSeriesFeaturizer](#)

### 4.10.8 Evaluate best pipeline on test data

Now that we have covered the mechanics of how EvalML runs AutoMLSearch for time series pipelines, we can compare the performance on the test set of the best pipeline found during search and the baseline pipeline.

```
[25]: pl = automl.best_pipeline
      pl.fit(X_train, y_train)
      best_pipeline_score = pl.score(X_test, y_test, ["MedianAE"], X_train, y_train)[
          "MedianAE"
      ]
```

```
[26]: best_pipeline_score
```

```
[26]: 1.903458595275879
```

```
[27]: baseline = automl.get_pipeline(0)
baseline.fit(X_train, y_train)
naive_baseline_score = baseline.score(X_test, y_test, ["MedianAE"], X_train, y_train)[
    "MedianAE"
]
```

```
[28]: naive_baseline_score
```

```
[28]: 2.3
```

The pipeline found by AutoMLSearch has a 31% improvement over the naive forecast!

```
[29]: automl.objective.calculate_percent_difference(best_pipeline_score, naive_baseline_score)
```

```
[29]: 17.240930640179172
```

### 4.10.9 Visualize the predictions over time

```
[30]: from evalml.model_understanding import graph_prediction_vs_actual_over_time
```

```
fig = graph_prediction_vs_actual_over_time(
    pl, X_test, y_test, X_train, y_train, dates=X_test["Date"]
)
fig
```

Data type cannot be displayed: application/vnd.plotly.v1+json, text/html

### 4.10.10 Predicting on unseen data

You'll notice that in the code snippets here, we use the `predict_in_sample` pipeline method as opposed to the usual `predict` method. What's the difference?

- `predict_in_sample` is used when the target value is known on the dates we are predicting on. This is true in cross validation. This method has an expected `y` parameter so that we can compute features using previous target values for all of the observations on the holdout set.
- `predict` is used when the target value is not known, e.g. the test dataset. The `y` parameter is not expected as only the target is observed in the training set. The test dataset must be separated by `gap` units from the training dataset. For the moment, the test set size must be less than or equal to `forecast_horizon`.

Here is an example of these two methods in action:

### predict\_in\_sample

```
[31]: pl.predict_in_sample(X_test, y_test, objective=None, X_train=X_train, y_train=y_train)
```

```
[31]: 3287    12.007137
      3288    12.502100
      3289    12.578979
      3290    11.418142
      3291    11.636833
      ...
      3647    13.354449
      3648    13.750842
      3649    13.747188
      3650    14.131168
      3651    12.356060
      Name: target, Length: 365, dtype: float64
```

### predict

```
[32]: pl.predict(X_test, objective=None, X_train=X_train, y_train=y_train)
```

```
[32]: 3287    12.007137
      3288    12.502100
      3289    12.578979
      3290    11.418142
      3291    11.636833
      ...
      3647    13.228288
      3648    13.290761
      3649    13.062471
      3650    13.233994
      3651    14.117554
      Name: target, Length: 365, dtype: float64
```

## 4.10.11 Validating the holdout data

Before we predict on our holdout data, it is important to validate that it meets the requirements we summarized in the second point above in **Predicting on unseen data**. We can call on `validate_holdout_datasets` in order to verify the two requirements:

1. The holdout data is separated by gap units from the training dataset. This is determined by the `time_index` column, not the index e.g. if your datetime frequency for the column “Date” is 2 days with a gap of 3, then the holdout data must start 2 days x 3 = 6 days after the training data.
2. The length of the holdout data must be less than or equal to the `forecast_horizon`.

```
[33]: from evalml.utils.gen_utils import validate_holdout_datasets

      # Holdout dataset has 365 observations
      validation_results = validate_holdout_datasets(X_test, X_train, problem_config)
      assert not validation_results.is_valid
      # Holdout dataset has 7 observations
```

(continues on next page)

(continued from previous page)

```
validation_results = validate_holdout_datasets(
    X_test.iloc[: pl.forecast_horizon], X_train, problem_config
)
assert validation_results.is_valid
```

### predict – Test set size matches forecast horizon

```
[34]: pl.predict(
    X_test.iloc[: pl.forecast_horizon], objective=None, X_train=X_train, y_train=y_train
)
```

```
[34]: 3287    12.007137
      3288    12.502100
      3289    12.578979
      3290    11.418142
      3291    11.636833
      3292    11.532094
      3293    12.126741
      Name: target, dtype: float64
```

### predict – Test set size is less than forecast horizon

```
[35]: pl.predict(
    X_test.iloc[: pl.forecast_horizon - 2],
    objective=None,
    X_train=X_train,
    y_train=y_train,
)
```

```
[35]: 3287    12.007137
      3288    12.502100
      3289    12.578979
      3290    11.418142
      3291    11.636833
      Name: target, dtype: float64
```

### predict – Test set size index starts at 0

```
[36]: pl.predict(
    X_test.iloc[: pl.forecast_horizon].reset_index(drop=True),
    objective=None,
    X_train=X_train,
    y_train=y_train,
)
```

```
[36]: 3287    12.007137
      3288    12.502100
      3289    12.578979
      3290    11.418142
```

(continues on next page)

(continued from previous page)

```

3291    11.636833
3292    11.532094
3293    12.126741
Name: target, dtype: float64

```

## 4.10.12 Prediction Intervals

### Getting Prediction Intervals

While predictions that are generated by EvalML pipelines aim to be accurate as possible, it is very rarely the case that future results are the exact same values as predicted. Prediction intervals can help to contextualize a prediction by showing the range a future prediction is expected to fall within a certain likelihood.

Given the preprocessed (transformed, ready for prediction) features, the corresponding predictions, and a **fitted** EvalML estimator, the prediction intervals for this set of predictions is generated by calling `get_prediction_intervals()` on the pipeline's estimator. Here, we use the fitted estimator in our trained EvalML pipeline to generate the prediction intervals:

```

[37]: X_trans = pl.transform_all_but_final(X_test, y_test)
      y_pred = pl.predict(X_test, objective=None, X_train=X_train, y_train=y_train)
      pl.estimator.get_prediction_intervals(X=X_trans, y=y_pred)

```

```

[37]: {'0.95_lower': 3287    16.468615
      3288    16.504353
      3289    16.688278
      3290    16.811346
      3291    16.942591
      ...
      3647    12.070903
      3648    12.418325
      3649    12.379229
      3650    12.787175
      3651    11.024206
      Length: 365, dtype: float64,
      '0.95_upper': 3287    17.256910
      3288    17.292648
      3289    17.476574
      3290    17.599642
      3291    17.730886
      ...
      3647    14.637996
      3648    15.083359
      3649    15.115146
      3650    15.475162
      3651    13.687914
      Length: 365, dtype: float64}

```

By default, prediction intervals are calculated for the 95% upper and lower bound. In the above example, 95% of the time, a prediction sometime in the future will fall in this range.

To generate prediction intervals for a custom value, use the `coverage` parameter. In the example below, the 80% interval range is calculated below:

```
[38]: pl.estimated.get_prediction_intervals(X=X_trans, y=y_pred, coverage=[0.8])
```

```
[38]: {'0.8_lower': 3287      16.605043
      3288      16.640781
      3289      16.824707
      3290      16.947775
      3291      17.079019
      ...
      3647      12.515183
      3648      12.879556
      3649      12.852728
      3650      13.252378
      3651      11.485208
      Length: 365, dtype: float64,
      '0.8_upper': 3287      17.120482
      3288      17.156220
      3289      17.340145
      3290      17.463213
      3291      17.594458
      ...
      3647      14.193715
      3648      14.622128
      3649      14.641648
      3650      15.009959
      3651      13.226912
      Length: 365, dtype: float64}
```

### 4.10.13 Forecasting Future Data

Unlike standard pipelines, time series pipelines are able to generate predictions out to the future. The number of predictions out in the future is dependent on the `forecast_horizon` parameter set in the problem configuration of an AutoML search.

To show that it is possible to generate brand new predictions in the future, the entire weather dataset (including the holdout set) will be used. The code block below refit the pipeline on the entire dataset and generates a forecast.

```
[39]: X.ww.init()
      y.ww.init()

      pl.fit(X, y)
      X_forecast_dates = pl.get_forecast_period(X=X).to_frame()
      y_forecast = pl.get_forecast_predictions(X=X, y=y)
      display("Forecast Dates:", X_forecast_dates)
      display("Forecast Predictions:", y_forecast)
```

```
'Forecast Dates:'
```

```
      Date
3652 1991-01-01
3653 1991-01-02
3654 1991-01-03
3655 1991-01-04
3656 1991-01-05
```

(continues on next page)

(continued from previous page)

```
3657 1991-01-06
3658 1991-01-07
```

```
'Forecast Predictions:'
```

```
3652    12.260047
3653    10.095071
3654    11.425120
3655    12.398380
3656    12.176962
3657    12.155176
3658    12.144207
Name: Temp, dtype: float64
```

Using these forecasted values, it is possible to generate the prediction intervals for each forecasted point.

```
[40]: res = pl.get_prediction_intervals(
        X=pd.DataFrame(X_forecast_dates), y=y_forecast, X_train=X, y_train=y
    )
    display(res)

{'0.95_lower': 3652    8.390696
 3653    4.622983
 3654    4.723208
 3655    4.659679
 3656    3.524831
 3657    2.677241
 3658    1.906867
  Name: 0.95_lower, dtype: float64,
 '0.95_upper': 3652    16.129398
 3653    15.567159
 3654    18.127032
 3655    20.137082
 3656    20.829093
 3657    21.633111
 3658    22.381547
  Name: 0.95_upper, dtype: float64}
```

```
[41]: y_lower = res["0.95_lower"]
      y_upper = res["0.95_upper"]
```

Using the forecasted predictions and corresponding prediction intervals, we can plot this data. For this plot, only the last 31 days of data will be used so that the forecasted data is visible.

```
[42]: X_before = X[-31:]
      y_before = y[-31:]
```

```
[43]: fig = go.Figure(
    [
        # Plot last 31 days of training data
        go.Scatter(x=X_before["Date"], y=y_before, name="Training Data", mode="lines"),
        # Plot forecast data
        go.Scatter(
```

(continues on next page)

(continued from previous page)

```

        x=X_forecast_dates["Date"], y=y_forecast, name="Forecast Data", mode="lines"
    ),
    # Plot prediction intervals
    go.Scatter(
        x=pd.concat([X_forecast_dates["Date"], X_forecast_dates["Date"][:-1]]),
        y=pd.concat([y_upper, y_lower[:-1]]),
        fill="toself",
        fillcolor="rgba(255,0,0,0.2)",
        line=dict(color="rgba(255,0,0,0.2)",
        name="Forecast Prediction Intervals",
        showlegend=True,
    ),
],
layout={
    "title": "Plot of Last Two Weeks of Data + Forecast Data With Prediction_
↪Intervals",
    "xaxis": dict(title="Date"),
    "yaxis": dict(title="Temperature (C)",
},
)
fig.show()

```

Data type cannot be displayed: application/vnd.plotly.v1+json, text/html

#### 4.10.14 Forecasting into the future

Our previous examples have shown using a pipeline to predict on data we had at training time. However, we can also use EvalML time series pipelines to forecast dates into the future as long we provide data that meets the requirements of **Predicting on unseen data** as well.

To help figure out the dates we need in `X_train` to forecast dates into the future - we've provided `dates_needed_for_prediction` and `dates_needed_for_prediction_range`.

```

[44]: forecast_date = pd.Timestamp("1991-01-07")
      beginning_date, end_date = pl.dates_needed_for_prediction(forecast_date)

      print("Dates needed:")
      print(f"{beginning_date.strftime('%Y-%m-%d %X')} to {end_date.strftime('%Y-%m-%d %X')}")

Dates needed:
1990-12-23 00:00:00 to 1991-01-06 00:00:00

```

We can see how the dates are valid by generating some future dates and features with the above date range.

```

[45]: import random

      dates = pd.date_range(
          beginning_date,
          end_date,
          freq=pl.frequency.split("-")[0],

```

(continues on next page)



(continued from previous page)

```

)

X_train_forecast = pd.DataFrame(index=[i + 1 for i in range(len(dates))])
categorical_feature = pd.Series(
    [random.randint(0, 3) for i in range(len(dates))], index=X_train_forecast.index
)
numeric_feature = pd.Series(
    [i + 1 for i in range(len(dates))], index=X_train_forecast.index
)

X_train_forecast["Date"] = pd.Series(dates.values, index=X_train_forecast.index)
X_train_forecast["Categorical"] = pd.Series(
    categorical_feature.values, index=X_train_forecast.index
)
X_train_forecast["Numeric"] = pd.Series(
    numeric_feature.values, index=X_train_forecast.index
)
X_train_forecast.ww.init(
    logical_types={"Categorical": "categorical", "Numeric": "integer"}
)

y_train_forecast = pd.Series(
    X_train_forecast["Numeric"].values, index=X_train_forecast.index
)

```

```

[46]: X_test_forecast = pd.DataFrame(
    {"Date": [forecast_date], "Categorical": [3], "Numeric": [53862]}
)

```

... and we successfully have our prediction!

```

[47]: pl.predict(X_test_forecast, X_train=X_train_forecast, y_train=y_train_forecast)

```

```

[47]: 16      10.635544
      Name: Temp, dtype: float64

```

```

[48]: forecast_start = pd.Timestamp("1991-01-07")
      forecast_end = pd.Timestamp("1991-01-14")

      dates = pl.dates_needed_for_prediction_range(forecast_start, forecast_end)
      print("Dates needed:")
      print(f"{dates[0].strftime('%Y-%m-%d %X')} to {dates[1].strftime('%Y-%m-%d %X')}")

      Dates needed:
      1990-12-23 00:00:00 to 1991-01-13 00:00:00

```

### 4.10.15 Known-in-advance features

In time series problems, the goal is to predict an unknown value of a data series corresponding to a future moment in time. Since the state of the world is not known in the future, we create features from data in the past since those values are known when we go make our prediction.

However, there are some features corresponding to dates in the future that can be known with certainty, either because they can be derived from the forecast date or because the feature can be controlled by the modeler. This includes features such as if the date is a US Holiday, or the location of a store in a sales dataset. With these sorts of features, we don't need to include them in our time-series specific preprocessing steps (such as Time Series Featurization).

To handle these features, EvalML will split them into a separate path through the component graph, bypassing the unnecessary preprocessing steps. Let's take a look at what that looks like, using some synthetic data.

```
[50]: X = pd.DataFrame(
    {"features": range(101, 601), "date": pd.date_range("2010-10-01", periods=500)}
)
y = pd.Series(range(500))

X.ww.init()
X.ww["bool_feature"] = (
    pd.Series([True, False]).sample(n=X.shape[0], replace=True).reset_index(drop=True)
)
X.ww["cat_feature"] = (
    pd.Series(["a", "b", "c"]).sample(n=X.shape[0], replace=True).reset_index(drop=True)
)

automl = AutoMLSearch(
    X,
    y,
    problem_type="time series regression",
    problem_configuration={
        "max_delay": 5,
        "gap": 3,
        "forecast_horizon": 2,
        "time_index": "date",
        "known_in_advance": ["bool_feature", "cat_feature"],
    },
)
automl.search()
```

```
18:23:52 - cmdstanpy - INFO - Chain [1] start processing
18:23:52 - cmdstanpy - INFO - Chain [1] done processing
18:23:52 - cmdstanpy - INFO - Chain [1] start processing
18:23:52 - cmdstanpy - INFO - Chain [1] done processing
18:23:53 - cmdstanpy - INFO - Chain [1] start processing
18:23:53 - cmdstanpy - INFO - Chain [1] done processing
```

```
[LightGBM] [Warning] Auto-choosing col-wise multi-threading, the overhead of testing was.
↳ 0.000215 seconds.
```

You can set `force\_col\_wise=true` to remove the overhead.

```
[LightGBM] [Info] Total Bins 1997
```

```
[LightGBM] [Info] Number of data points in the train set: 494, number of used features:
↳ 19
```

```
[LightGBM] [Info] Start training from score 246.500000
```

(continues on next page)

(continued from previous page)

```

[LightGBM] [Warning] No further splits with positive gain, best gain: -inf
[LightGBM] [Warning] No further splits with positive gain, best gain: -inf
[LightGBM] [Warning] No further splits with positive gain, best gain: -inf
[LightGBM] [Warning] No further splits with positive gain, best gain: -inf
[LightGBM] [Warning] No further splits with positive gain, best gain: -inf
[LightGBM] [Warning] No further splits with positive gain, best gain: -inf
[LightGBM] [Warning] No further splits with positive gain, best gain: -inf
[LightGBM] [Warning] No further splits with positive gain, best gain: -inf
[LightGBM] [Warning] No further splits with positive gain, best gain: -inf
[LightGBM] [Warning] No further splits with positive gain, best gain: -inf
[LightGBM] [Warning] No further splits with positive gain, best gain: -inf
[LightGBM] [Warning] No further splits with positive gain, best gain: -inf
[LightGBM] [Warning] No further splits with positive gain, best gain: -inf
[LightGBM] [Warning] No further splits with positive gain, best gain: -inf
[LightGBM] [Warning] No further splits with positive gain, best gain: -inf
[LightGBM] [Warning] No further splits with positive gain, best gain: -inf
[LightGBM] [Warning] No further splits with positive gain, best gain: -inf
[LightGBM] [Warning] No further splits with positive gain, best gain: -inf
[LightGBM] [Warning] Auto-choosing col-wise multi-threading, the overhead of testing was.
↳0.000167 seconds.
You can set `force_col_wise=true` to remove the overhead.
[LightGBM] [Info] Total Bins 2006
[LightGBM] [Info] Number of data points in the train set: 496, number of used features:
↳19
[LightGBM] [Info] Start training from score 247.500000
[LightGBM] [Warning] No further splits with positive gain, best gain: -inf
[LightGBM] [Warning] No further splits with positive gain, best gain: -inf
[LightGBM] [Warning] No further splits with positive gain, best gain: -inf
[LightGBM] [Warning] No further splits with positive gain, best gain: -inf
[LightGBM] [Warning] No further splits with positive gain, best gain: -inf
[LightGBM] [Warning] No further splits with positive gain, best gain: -inf
[LightGBM] [Warning] No further splits with positive gain, best gain: -inf
[LightGBM] [Warning] No further splits with positive gain, best gain: -inf
[LightGBM] [Warning] No further splits with positive gain, best gain: -inf
[LightGBM] [Warning] No further splits with positive gain, best gain: -inf
[LightGBM] [Warning] No further splits with positive gain, best gain: -inf
[LightGBM] [Warning] No further splits with positive gain, best gain: -inf
[LightGBM] [Warning] No further splits with positive gain, best gain: -inf
[LightGBM] [Warning] No further splits with positive gain, best gain: -inf
[LightGBM] [Warning] No further splits with positive gain, best gain: -inf
[LightGBM] [Warning] No further splits with positive gain, best gain: -inf
[LightGBM] [Warning] No further splits with positive gain, best gain: -inf
[LightGBM] [Warning] No further splits with positive gain, best gain: -inf
[LightGBM] [Warning] No further splits with positive gain, best gain: -inf
[LightGBM] [Warning] No further splits with positive gain, best gain: -inf
[LightGBM] [Warning] No further splits with positive gain, best gain: -inf
[LightGBM] [Warning] Auto-choosing col-wise multi-threading, the overhead of testing was.
↳0.000175 seconds.
You can set `force_col_wise=true` to remove the overhead.
[LightGBM] [Info] Total Bins 2015
[LightGBM] [Info] Number of data points in the train set: 498, number of used features:
↳19

```

(continues on next page)

(continued from previous page)

```
[LightGBM] [Info] Start training from score 248.500000
[LightGBM] [Warning] No further splits with positive gain, best gain: -inf
[LightGBM] [Warning] No further splits with positive gain, best gain: -inf
[LightGBM] [Warning] No further splits with positive gain, best gain: -inf
[LightGBM] [Warning] No further splits with positive gain, best gain: -inf
[LightGBM] [Warning] No further splits with positive gain, best gain: -inf
[LightGBM] [Warning] No further splits with positive gain, best gain: -inf
[LightGBM] [Warning] No further splits with positive gain, best gain: -inf
[LightGBM] [Warning] No further splits with positive gain, best gain: -inf
[LightGBM] [Warning] No further splits with positive gain, best gain: -inf
[LightGBM] [Warning] No further splits with positive gain, best gain: -inf
[LightGBM] [Warning] No further splits with positive gain, best gain: -inf
[LightGBM] [Warning] No further splits with positive gain, best gain: -inf
[LightGBM] [Warning] No further splits with positive gain, best gain: -inf
[LightGBM] [Warning] No further splits with positive gain, best gain: -inf
[LightGBM] [Warning] No further splits with positive gain, best gain: -inf
[LightGBM] [Warning] No further splits with positive gain, best gain: -inf
[LightGBM] [Warning] No further splits with positive gain, best gain: -inf
[LightGBM] [Warning] No further splits with positive gain, best gain: -inf
[LightGBM] [Warning] No further splits with positive gain, best gain: -inf
[LightGBM] [Warning] No further splits with positive gain, best gain: -inf
```

```
[50]: {1: {'Random Forest Regressor w/ Select Columns Transformer + Imputer + Time Series_
↳Featurizer + DateTime Featurizer + Select Columns Transformer + Imputer + One Hot_
↳Encoder + Drop NaN Rows Transformer': 2.2228145599365234,
  'Total time of batch': 2.368307590484619},
  2: {'ARIMA Regressor w/ Select Columns Transformer + Imputer + Time Series Featurizer +_
↳Select Columns Transformer + Imputer + One Hot Encoder': 30.507527589797974,
  'Exponential Smoothing Regressor w/ Select Columns Transformer + Imputer + Time Series_
↳Featurizer + DateTime Featurizer + Select Columns Transformer + Imputer + One Hot_
↳Encoder': 1.100001573562622,
  'Prophet Regressor w/ Select Columns Transformer + Imputer + Time Series Featurizer +_
↳Select Columns Transformer + Imputer + One Hot Encoder': 1.728175401687622,
  'Extra Trees Regressor w/ Select Columns Transformer + Imputer + Time Series_
↳Featurizer + DateTime Featurizer + Select Columns Transformer + Imputer + One Hot_
↳Encoder + Drop NaN Rows Transformer': 1.5623977184295654,
  'XGBoost Regressor w/ Select Columns Transformer + Imputer + Time Series Featurizer +_
↳DateTime Featurizer + Select Columns Transformer + Imputer + One Hot Encoder': 1.
↳8735084533691406,
  'LightGBM Regressor w/ Select Columns Transformer + Imputer + Time Series Featurizer +_
↳DateTime Featurizer + Select Columns Transformer + Imputer + One Hot Encoder': 1.
↳1690642833709717,
  'Elastic Net Regressor w/ Select Columns Transformer + Imputer + Time Series_
↳Featurizer + DateTime Featurizer + Standard Scaler + Select Columns Transformer +_
↳Imputer + One Hot Encoder + Standard Scaler + Drop NaN Rows Transformer': 1.
↳697523593902588,
  'Total time of batch': 40.64701581001282}}
```

```
[51]: pipeline = automl.best_pipeline
pipeline.graph()
```

---

[51]:

## 4.11 FAQ

### 4.11.1 Q: What is the difference between EvalML and other AutoML libraries?

EvalML optimizes machine learning pipelines on *custom practical objectives* instead of vague machine learning loss functions so that it will find the best pipelines for your specific needs. Furthermore, EvalML *pipelines* are able to take in all kinds of data (missing values, categorical, etc.) as long as the data are in a single table. EvalML also allows you to build your own pipelines with existing or custom components so you can have more control over the AutoML process. Moreover, EvalML also provides you with support in the form of *data checks* to ensure that you are aware of potential issues your data may cause with machine learning algorithms.

### 4.11.2 Q: How does EvalML handle missing values?

EvalML contains imputation components in its pipelines so that missing values are taken care of. EvalML optimizes over different types of imputation to search for the best possible pipeline. You can find more information about components [here](#) and in the API reference [here](#).

### 4.11.3 Q: How does EvalML handle categorical encoding?

EvalML provides a *one-hot-encoding component* in its pipelines for categorical variables. EvalML plans to support other encoders in the future.

### 4.11.4 Q: How does EvalML handle feature selection?

EvalML currently utilizes scikit-learn's `SelectFromModel` with a Random Forest classifier/regressor to handle feature selection. EvalML plans on supporting more feature selectors in the future. You can find more information in the API reference [here](#).

### 4.11.5 Q: How is feature importance calculated?

Feature importance depends on the estimator used. Variable coefficients are used for regression-based estimators (Logistic Regression and Linear Regression) and Gini importance is used for tree-based estimators (Random Forest and XGBoost).

### 4.11.6 Q: How does hyperparameter tuning work?

EvalML tunes hyperparameters for its pipelines through Bayesian optimization. In the future we plan to support more optimization techniques such as random search.

#### 4.11.7 Q: Can I create my own objective metric?

Yes you can! You can *create your own custom objective* so that EvalML optimizes the best model for your needs.

#### 4.11.8 Q: How does EvalML avoid overfitting?

EvalML provides *data checks* to combat overfitting. Such data checks include detecting label leakage, unstable pipelines, hold-out datasets and cross validation. EvalML defaults to using Stratified K-Fold cross-validation for classification problems and K-Fold cross-validation for regression problems but allows you to utilize your own cross-validation methods as well.

#### 4.11.9 Q: Can I create my own pipeline for EvalML?

Yes! EvalML allows you to create *custom pipelines* using modular components. This allows you to customize EvalML pipelines for your own needs or for AutoML.

#### 4.11.10 Q: Does EvalML work with X algorithm?

EvalML is constantly improving and adding new components and will allow your own algorithms to be used as components in our pipelines.

**API REFERENCE****5.1 Demo Datasets**

<i>load_breast_cancer</i>	Load breast cancer dataset. Binary classification problem.
<i>load_churn</i>	Load churn dataset, which can be used for binary classification problems.
<i>load_diabetes</i>	Load diabetes dataset. Used for regression problem.
<i>load_fraud</i>	Load credit card fraud dataset.
<i>load_weather</i>	Load the Australian daily-min-temperatures weather dataset.
<i>load_wine</i>	Load wine dataset. Multiclass problem.

**5.2 Preprocessing****5.2.1 Preprocessing Utils**

Utilities to preprocess data before using evalml.

<i>load_data</i>	Load features and target from file.
<i>number_of_features</i>	Get the number of features of each specific dtype in a DataFrame.
<i>split_data</i>	Split data into train and test sets.
<i>target_distribution</i>	Get the target distributions.

**5.2.2 Data Splitters**

<i>NoSplit</i>	Does not split the training data into training and validation sets.
<i>KFold</i>	Wrapper class for sklearn's KFold splitter.
<i>StratifiedKFold</i>	Wrapper class for sklearn's Stratified KFold splitter.
<i>TrainingValidationSplit</i>	Split the training data into training and validation sets.
<i>TimeSeriesSplit</i>	Rolling Origin Cross Validation for time series problems.

## 5.3 Exceptions

<i>AutoMLSearchException</i>	Exception raised when all pipelines in an automl batch return a score of NaN for the primary objective.
<i>ComponentNotYetFittedError</i>	An exception to be raised when predict/predict_proba/transform is called on a component without fitting first.
<i>DataCheckInitError</i>	Exception raised when a data check can't initialize with the parameters given.
<i>MethodPropertyNotFoundError</i>	Exception to raise when a class is does not have an expected method or property.
<i>MissingComponentError</i>	An exception raised when a component is not found in all_components().
<i>NoPositiveLabelException</i>	Exception when a particular classification label for the 'positive' class cannot be found in the column index or unique values.
<i>ObjectiveCreationError</i>	Exception when get_objective tries to instantiate an objective and required args are not provided.
<i>ObjectiveNotFoundError</i>	Exception to raise when specified objective does not exist.
<i>PartialDependenceError</i>	Exception raised for all errors that partial dependence can raise.
<i>PipelineError</i>	Exception raised for errors that can be raised when applying a pipeline.
<i>PipelineNotFoundError</i>	An exception raised when a particular pipeline is not found in automl search results.
<i>PipelineNotYetFittedError</i>	An exception to be raised when predict/predict_proba/transform is called on a pipeline without fitting first.
<i>PipelineScoreError</i>	An exception raised when a pipeline errors while scoring any objective in a list of objectives.

### 5.3.1 Warnings

<i>NullsInColumnWarning</i>	Warning thrown when there are null values in the column of interest.
<i>ParameterNotUsedWarning</i>	Warning thrown when a pipeline parameter isn't used in a defined pipeline's component graph during initialization.



### 5.3.2 Error Codes

<i>PartialDependenceErrorCode</i>	Enum identifying the type of error encountered in partial dependence.
<i>PipelineErrorCodeEnum</i>	Enum identifying the type of error encountered while applying a pipeline.
<i>ValidationErrorCode</i>	Enum identifying the type of error encountered in hold-out validation.

## 5.4 AutoML

### 5.4.1 AutoML Search Interface

<i>AutoMLSearch</i>	Automated Pipeline search.
---------------------	----------------------------

### 5.4.2 AutoML Utils

<i>get_default_primary_search_objective</i>	Get the default primary search objective for a problem type.
<i>get_threshold_tuning_info</i>	Determine for a given automl config and pipeline what the threshold tuning objective should be and whether or not training data should be further split to achieve proper threshold tuning.
<i>make_data_splitter</i>	Given the training data and ML problem parameters, compute a data splitting method to use during AutoML search.
<i>resplit_training_data</i>	Further split the training data for a given pipeline. This is needed for binary pipelines in order to properly tune the threshold.
<i>search</i>	Given data and configuration, run an automl search.
<i>search_iterative</i>	Given data and configuration, run an automl search.
<i>tune_binary_threshold</i>	Tunes the threshold of a binary pipeline to the X and y thresholding data.

### 5.4.3 AutoML Algorithm Classes

<i>AutoMLAlgorithm</i>	Base class for the AutoML algorithms which power EvalML.
<i>DefaultAlgorithm</i>	An automl algorithm that consists of two modes: fast and long, where fast is a subset of long.
<i>IterativeAlgorithm</i>	An automl algorithm which first fits a base round of pipelines with default parameters, then does a round of parameter tuning on each pipeline in order of performance.

### 5.4.4 AutoML Callbacks

<i>log_error_callback</i>	Logs the exception thrown as an error.
<i>raise_error_callback</i>	Raises the exception thrown by the AutoMLSearch object.
<i>silent_error_callback</i>	No-op.

### 5.4.5 AutoML Engines

<i>CFEngine</i>	The concurrent.futures (CF) engine.
<i>DaskEngine</i>	The dask engine.
<i>EngineBase</i>	Base class for EvalML engines.
<i>SequentialEngine</i>	The default engine for the AutoML search.

## 5.5 Pipelines

### 5.5.1 Pipeline Base Classes

<i>BinaryClassificationPipeline</i>	Pipeline subclass for all binary classification pipelines.
<i>ClassificationPipeline</i>	Pipeline subclass for all classification pipelines.
<i>MulticlassClassificationPipeline</i>	Pipeline subclass for all multiclass classification pipelines.
<i>PipelineBase</i>	Machine learning pipeline.
<i>RegressionPipeline</i>	Pipeline subclass for all regression pipelines.
<i>TimeSeriesBinaryClassificationPipeline</i>	Pipeline base class for time series binary classification problems.
<i>TimeSeriesClassificationPipeline</i>	Pipeline base class for time series classification problems.
<i>TimeSeriesMulticlassClassificationPipeline</i>	Pipeline base class for time series multiclass classification problems.
<i>TimeSeriesRegressionPipeline</i>	Pipeline base class for time series regression problems.

## 5.5.2 Pipeline Utils

<code>get_actions_from_option_defaults</code>	Returns a list of actions based on the defaults parameters of each option in the input <code>DataCheckActionOption</code> list.
<code>generate_pipeline_code</code>	Creates and returns a string that contains the Python imports and code required for running the EvalML pipeline.
<code>generate_pipeline_example</code>	Creates and returns a string that contains the Python imports and code required for running the EvalML pipeline.
<code>make_pipeline</code>	Given input data, target data, an estimator class and the problem type, generates a pipeline class with a preprocessing chain which was recommended based on the inputs. The pipeline will be a subclass of the appropriate pipeline base class for the specified <code>problem_type</code> .
<code>make_pipeline_from_actions</code>	Creates a pipeline of components to address the input <code>DataCheckAction</code> list.
<code>make_pipeline_from_data_check_output</code>	Creates a pipeline of components to address warnings and errors output from running data checks. Uses all default suggestions.
<code>rows_of_interest</code>	Get the row indices of the data that are closest to the threshold. Works only for binary classification problems and pipelines.

## 5.6 Component Graphs

<code>ComponentGraph</code>	Component graph for a pipeline as a directed acyclic graph (DAG).
-----------------------------	---

## 5.7 Components

### 5.7.1 Component Base Classes

Components represent a step in a pipeline.

<code>ComponentBase</code>	Base class for all components.
<code>Transformer</code>	A component that may or may not need fitting that transforms data. These components are used before an estimator.
<code>Estimator</code>	A component that fits and predicts given data.

## 5.7.2 Component Utils

<i>allowed_model_families</i>	List the model types allowed for a particular problem type.
<i>estimator_unable_to_handle_nans</i>	If True, provided estimator class is unable to handle NaN values as an input.
<i>generate_component_code</i>	Creates and returns a string that contains the Python imports and code required for running the EvalML component.
<i>get_estimators</i>	Returns the estimators allowed for a particular problem type.
<i>handle_component_class</i>	Standardizes input from a string name to a Component-Base subclass if necessary.
<i>make_balancing_dictionary</i>	Makes dictionary for oversampler components. Find ratio of each class to the majority. If the ratio is smaller than the <code>sampling_ratio</code> , we want to oversample, otherwise, we don't want to sample at all, and we leave the data as is.

## 5.7.3 Transformers

Transformers are components that take in data as input and output transformed data.

<i>DateTimeFeaturizer</i>	Transformer that can automatically extract features from datetime columns.
<i>DFSTransformer</i>	Featuretools DFS component that generates features for the input features.
<i>DropColumns</i>	Drops specified columns in input data.
<i>DropNaNRowsTransformer</i>	Transformer to drop rows with NaN values.
<i>DropNullColumns</i>	Transformer to drop features whose percentage of NaN values exceeds a specified threshold.
<i>DropRowsTransformer</i>	Transformer to drop rows specified by row indices.
<i>EmailFeaturizer</i>	Transformer that can automatically extract features from emails.
<i>Imputer</i>	Imputes missing data according to a specified imputation strategy.
<i>LabelEncoder</i>	A transformer that encodes target labels using values between 0 and <code>num_classes - 1</code> .
<i>LinearDiscriminantAnalysis</i>	Reduces the number of features by using Linear Discriminant Analysis.
<i>LogTransformer</i>	Applies a log transformation to the target data.
<i>LSA</i>	Transformer to calculate the Latent Semantic Analysis Values of text input.
<i>NaturalLanguageFeaturizer</i>	Transformer that can automatically featurize text columns using featuretools' <code>nlp_primitives</code> .
<i>OneHotEncoder</i>	A transformer that encodes categorical features in a one-hot numeric array.
<i>OrdinalEncoder</i>	A transformer that encodes ordinal features as an array of ordinal integers representing the relative order of categories.

continues on next page

Table 1 – continued from previous page

<i>Oversampler</i>	SMOTE Oversampler component. Will automatically select whether to use SMOTE, SMOTEN, or SMOTENC based on inputs to the component.
<i>PCA</i>	Reduces the number of features by using Principal Component Analysis (PCA).
<i>PerColumnImputer</i>	Imputes missing data according to a specified imputation strategy per column.
<i>PolynomialDecomposer</i>	Removes trends and seasonality from time series by fitting a polynomial and moving average to the data.
<i>ReplaceNullableTypes</i>	Transformer to replace features with the new nullable dtypes with a dtype that is compatible in EvalML.
<i>RFClassifierRFSelector</i>	Selects relevant features using recursive feature elimination with a Random Forest Classifier.
<i>RFClassifierSelectFromModel</i>	Selects top features based on importance weights using a Random Forest classifier.
<i>RFRegressorRFSelector</i>	Selects relevant features using recursive feature elimination with a Random Forest Regressor.
<i>RFRegressorSelectFromModel</i>	Selects top features based on importance weights using a Random Forest regressor.
<i>SelectByType</i>	Selects columns by specified Woodwork logical type or semantic tag in input data.
<i>SelectColumns</i>	Selects specified columns in input data.
<i>SimpleImputer</i>	Imputes missing data according to a specified imputation strategy. Natural language columns are ignored.
<i>StandardScaler</i>	A transformer that standardizes input features by removing the mean and scaling to unit variance.
<i>STLDecomposer</i>	Removes trends and seasonality from time series using the STL algorithm.
<i>TargetEncoder</i>	A transformer that encodes categorical features into target encodings.
<i>TargetImputer</i>	Imputes missing target data according to a specified imputation strategy.
<i>TimeSeriesFeaturizer</i>	Transformer that delays input features and target variable for time series problems.
<i>TimeSeriesImputer</i>	Imputes missing data according to a specified timeseries-specific imputation strategy.
<i>TimeSeriesRegularizer</i>	Transformer that regularizes an inconsistently spaced datetime column.
<i>Undersampler</i>	Initializes an undersampling transformer to downsample the majority classes in the dataset.
<i>URLFeaturizer</i>	Transformer that can automatically extract features from URL.

## 5.7.4 Estimators

### Classifiers

Classifiers are components that output a predicted class label.

<i>BaselineClassifier</i>	Classifier that predicts using the specified strategy.
<i>CatBoostClassifier</i>	CatBoost Classifier, a classifier that uses gradient-boosting on decision trees. CatBoost is an open-source library and natively supports categorical features.
<i>DecisionTreeClassifier</i>	Decision Tree Classifier.
<i>ElasticNetClassifier</i>	Elastic Net Classifier. Uses Logistic Regression with elasticnet penalty as the base estimator.
<i>ExtraTreesClassifier</i>	Extra Trees Classifier.
<i>KNeighborsClassifier</i>	K-Nearest Neighbors Classifier.
<i>LightGBMClassifier</i>	LightGBM Classifier.
<i>LogisticRegressionClassifier</i>	Logistic Regression Classifier.
<i>RandomForestClassifier</i>	Random Forest Classifier.
<i>StackedEnsembleClassifier</i>	Stacked Ensemble Classifier.
<i>SVMClassifier</i>	Support Vector Machine Classifier.
<i>VowpalWabbitBinaryClassifier</i>	Vowpal Wabbit Binary Classifier.
<i>VowpalWabbitMulticlassClassifier</i>	Vowpal Wabbit Multiclass Classifier.
<i>XGBoostClassifier</i>	XGBoost Classifier.

### Regressors

Regressors are components that output a predicted target value.

<i>ARIMAREgressor</i>	Autoregressive Integrated Moving Average Model. The three parameters (p, d, q) are the AR order, the degree of differencing, and the MA order. More information here: <a href="https://www.statsmodels.org/devel/generated/statsmodels.tsa.arima.model.ARIMA.html">https://www.statsmodels.org/devel/generated/statsmodels.tsa.arima.model.ARIMA.html</a> .
<i>BaselineRegressor</i>	Baseline regressor that uses a simple strategy to make predictions. This is useful as a simple baseline regressor to compare with other regressors.
<i>CatBoostRegressor</i>	CatBoost Regressor, a regressor that uses gradient-boosting on decision trees. CatBoost is an open-source library and natively supports categorical features.
<i>DecisionTreeRegressor</i>	Decision Tree Regressor.
<i>ElasticNetRegressor</i>	Elastic Net Regressor.
<i>ExponentialSmoothingRegressor</i>	Holt-Winters Exponential Smoothing Forecaster.
<i>ExtraTreesRegressor</i>	Extra Trees Regressor.
<i>LightGBMRegressor</i>	LightGBM Regressor.
<i>LinearRegressor</i>	Linear Regressor.
<i>ProphetRegressor</i>	Prophet is a procedure for forecasting time series data based on an additive model where non-linear trends are fit with yearly, weekly, and daily seasonality, plus holiday effects. It works best with time series that have strong seasonal effects and several seasons of historical data. Prophet is robust to missing data and shifts in the trend, and typically handles outliers well.
<i>RandomForestRegressor</i>	Random Forest Regressor.
<i>StackedEnsembleRegressor</i>	Stacked Ensemble Regressor.
<i>SVMRegressor</i>	Support Vector Machine Regressor.
<i>TimeSeriesBaselineEstimator</i>	Time series estimator that predicts using the naive forecasting approach.
<i>VowpalWabbitRegressor</i>	Vowpal Wabbit Regressor.
<i>XGBoostRegressor</i>	XGBoost Regressor.

## 5.8 Model Understanding

### 5.8.1 Metrics

<i>binary_objective_vs_threshold</i>	Computes objective score as a function of potential binary classification decision thresholds for a fitted binary classification pipeline.
<i>calculate_permutation_importance</i>	Calculates permutation importance for features.
<i>calculate_permutation_importance_one_column</i>	Calculates permutation importance for one column in the original dataframe.
<i>confusion_matrix</i>	Confusion matrix for binary and multiclass classification.
<i>find_confusion_matrix_per_thresholds</i>	Gets the confusion matrix and histogram bins for each threshold as well as the best threshold per objective. Only works with Binary Classification Pipelines.
<i>get_linear_coefficients</i>	Returns a dataframe showing the features with the greatest predictive power for a linear model.
<i>get_prediction_vs_actual_data</i>	Combines <code>y_true</code> and <code>y_pred</code> into a single dataframe and adds a column for outliers. Used in <code>graph_prediction_vs_actual()</code> .
<i>get_prediction_vs_actual_over_time_data</i>	Get the data needed for the <code>prediction_vs_actual_over_time</code> plot.
<i>normalize_confusion_matrix</i>	Normalizes a confusion matrix.
<i>partial_dependence</i>	Calculates one or two-way partial dependence.
<i>precision_recall_curve</i>	Given labels and binary classifier predicted probabilities, compute and return the data representing a precision-recall curve.
<i>roc_curve</i>	Given labels and classifier predicted probabilities, compute and return the data representing a Receiver Operating Characteristic (ROC) curve. Works with binary or multiclass problems.
<i>t_sne</i>	Get the transformed output after fitting X to the embedded space using t-SNE.
<i>get_influential_features</i>	Finds the most influential features as well as any detrimental features from a dataframe of feature importances.
<i>readable_explanation</i>	Outputs a human-readable explanation of trained pipeline behavior.



## 5.8.2 Visualization Methods

<code>graph_binary_objective_vs_threshold</code>	Generates a plot graphing objective score vs. decision thresholds for a fitted binary classification pipeline.
<code>graph_confusion_matrix</code>	Generate and display a confusion matrix plot.
<code>graph_partial_dependence</code>	Create an one-way or two-way partial dependence plot.
<code>graph_permutation_importance</code>	Generate a bar graph of the pipeline's permutation importance.
<code>graph_precision_recall_curve</code>	Generate and display a precision-recall plot.
<code>graph_prediction_vs_actual</code>	Generate a scatter plot comparing the true and predicted values. Used for regression plotting.
<code>graph_prediction_vs_actual_over_time</code>	Plot the target values and predictions against time on the x-axis.
<code>graph_roc_curve</code>	Generate and display a Receiver Operating Characteristic (ROC) plot for binary and multiclass classification problems.
<code>graph_t_sne</code>	Plot high dimensional data into lower dimensional space using t-SNE.

## 5.8.3 Prediction Explanations

<code>explain_predictions</code>	Creates a report summarizing the top contributing features for each data point in the input features.
<code>explain_predictions_best_worst</code>	Creates a report summarizing the top contributing features for the best and worst points in the dataset as measured by error to true labels.

## 5.9 Objectives

### 5.9.1 Objective Base Classes

<code>ObjectiveBase</code>	Base class for all objectives.
<code>BinaryClassificationObjective</code>	Base class for all binary classification objectives.
<code>MulticlassClassificationObjective</code>	Base class for all multiclass classification objectives.
<code>RegressionObjective</code>	Base class for all regression objectives.

## 5.9.2 Domain-Specific Objectives

---

<i>CostBenefitMatrix</i>	Score using a cost-benefit matrix. Scores quantify the benefits of a given value, so greater numeric scores represents a better score. Costs and scores can be negative, indicating that a value is not beneficial. For example, in the case of monetary profit, a negative cost and/or score represents loss of cash flow.
<i>FraudCost</i>	Score the percentage of money lost of the total transaction amount process due to fraud.
<i>LeadScoring</i>	Lead scoring.
<i>SensitivityLowAlert</i>	Sensitivity at Low Alert Rates.

---

### 5.9.3 Classification Objectives

<i>AccuracyBinary</i>	Accuracy score for binary classification.
<i>AccuracyMulticlass</i>	Accuracy score for multiclass classification.
<i>AUC</i>	AUC score for binary classification.
<i>AUCMacro</i>	AUC score for multiclass classification using macro averaging.
<i>AUCMicro</i>	AUC score for multiclass classification using micro averaging.
<i>AUCWeighted</i>	AUC Score for multiclass classification using weighted averaging.
<i>Gini</i>	Gini coefficient for binary classification.
<i>BalancedAccuracyBinary</i>	Balanced accuracy score for binary classification.
<i>BalancedAccuracyMulticlass</i>	Balanced accuracy score for multiclass classification.
<i>F1</i>	F1 score for binary classification.
<i>F1Micro</i>	F1 score for multiclass classification using micro averaging.
<i>F1Macro</i>	F1 score for multiclass classification using macro averaging.
<i>F1Weighted</i>	F1 score for multiclass classification using weighted averaging.
<i>LogLossBinary</i>	Log Loss for binary classification.
<i>LogLossMulticlass</i>	Log Loss for multiclass classification.
<i>MCCBinary</i>	Matthews correlation coefficient for binary classification.
<i>MCCMulticlass</i>	Matthews correlation coefficient for multiclass classification.
<i>Precision</i>	Precision score for binary classification.
<i>PrecisionMicro</i>	Precision score for multiclass classification using micro averaging.
<i>PrecisionMacro</i>	Precision score for multiclass classification using macro-averaging.
<i>PrecisionWeighted</i>	Precision score for multiclass classification using weighted averaging.
<i>Recall</i>	Recall score for binary classification.
<i>RecallMicro</i>	Recall score for multiclass classification using micro averaging.
<i>RecallMacro</i>	Recall score for multiclass classification using macro averaging.
<i>RecallWeighted</i>	Recall score for multiclass classification using weighted averaging.

### 5.9.4 Regression Objectives

<i>ExpVariance</i>	Explained variance score for regression.
<i>MAE</i>	Mean absolute error for regression.
<i>MASE</i>	Mean absolute scaled error for time series regression.
<i>MAPE</i>	Mean absolute percentage error for time series regression. Scaled by 100 to return a percentage.
<i>SMAPE</i>	Symmetric mean absolute percentage error for time series regression. Scaled by 100 to return a percentage.
<i>MSE</i>	Mean squared error for regression.
<i>MeanSquaredLogError</i>	Mean squared log error for regression.
<i>MedianAE</i>	Median absolute error for regression.
<i>MaxError</i>	Maximum residual error for regression.
<i>R2</i>	Coefficient of determination for regression.
<i>RootMeanSquaredError</i>	Root mean squared error for regression.
<i>RootMeanSquaredLogError</i>	Root mean squared log error for regression.

### 5.9.5 Objective Utils

<i>get_all_objective_names</i>	Get a list of the names of all objectives.
<i>get_core_objectives</i>	Returns all core objective instances associated with the given problem type.
<i>get_core_objective_names</i>	Get a list of all valid core objectives.
<i>get_default_recommendation_objectives</i>	Get the default recommendation score metrics for the given problem type.
<i>get_non_core_objectives</i>	Get non-core objective classes.
<i>get_objective</i>	Returns the Objective class corresponding to a given objective name.
<i>get_optimization_objectives</i>	Get objectives for optimization.
<i>get_ranking_objectives</i>	Get objectives for pipeline rankings.
<i>normalize_objectives</i>	Converts objectives from a $[0, \infty)$ scale to $[0, 1]$ given a max and min for each objective.
<i>organize_objectives</i>	Generate objectives to consider, with optional modifications to the defaults.
<i>ranking_only_objectives</i>	Get ranking-only objective classes.
<i>recommendation_score</i>	Computes a recommendation score for a model given scores for a group of objectives.

## 5.10 Problem Types

<i>detect_problem_type</i>	Determine the type of problem is being solved based on the targets (binary vs multiclass classification, regression). Ignores missing and null data.
<i>handle_problem_types</i>	Handles problem_type by either returning the ProblemTypes or converting from a str.
<i>is_binary</i>	Determines if the provided problem_type is a binary classification problem type.
<i>is_classification</i>	Determines if the provided problem_type is a classification problem type.
<i>is_multiclass</i>	Determines if the provided problem_type is a multiclass classification problem type.
<i>is_regression</i>	Determines if the provided problem_type is a regression problem type.
<i>is_time_series</i>	Determines if the provided problem_type is a time series problem type.
<i>ProblemTypes</i>	Enum defining the supported types of machine learning problems.

## 5.11 Model Family

<i>handle_model_family</i>	Handles model_family by either returning the ModelFamily or converting from a string.
<i>ModelFamily</i>	Enum for family of machine learning models.

## 5.12 Tuners

<i>Tuner</i>	Base Tuner class.
<i>SKOptTuner</i>	Bayesian Optimizer.
<i>GridSearchTuner</i>	Grid Search Optimizer, which generates all of the possible points to search for using a grid.
<i>RandomSearchTuner</i>	Random Search Optimizer.

## 5.13 Data Checks

### 5.13.1 Data Check Classes

<i>ClassImbalanceDataCheck</i>	Check if any of the target labels are imbalanced, or if the number of values for each target are below 2 times the number of CV folds. Use for classification problems.
<i>DateTimeFormatDataCheck</i>	Check if the datetime column has equally spaced intervals and is monotonically increasing or decreasing in order to be supported by time series estimators.
<i>IDColumnsDataCheck</i>	Check if any of the features are likely to be ID columns.
<i>InvalidTargetDataCheck</i>	Check if the target data is considered invalid.
<i>MulticollinearityDataCheck</i>	Check if any set features are likely to be multicollinear.
<i>NoVarianceDataCheck</i>	Check if the target or any of the features have no variance.
<i>NullDataCheck</i>	Check if there are any highly-null numerical, boolean, categorical, natural language, and unknown columns and rows in the input.
<i>OutliersDataCheck</i>	Checks if there are any outliers in input data by using IQR to determine score anomalies.
<i>SparsityDataCheck</i>	Check if there are any columns with sparsely populated values in the input.
<i>TargetDistributionDataCheck</i>	Check if the target data contains certain distributions that may need to be transformed prior training to improve model performance. Uses the Shapiro-Wilks test when the dataset is $\leq 5000$ samples, otherwise uses Jarque-Bera.
<i>TargetLeakageDataCheck</i>	Check if any of the features are highly correlated with the target by using mutual information, Pearson correlation, and other correlation metrics.
<i>TimeSeriesParametersDataCheck</i>	Checks whether the time series parameters are compatible with data splitting.
<i>TimeSeriesSplittingDataCheck</i>	Checks whether the time series target data is compatible with splitting.
<i>UniquenessDataCheck</i>	Check if there are any columns in the input that are either too unique for classification problems or not unique enough for regression problems.
<i>DataCheck</i>	Base class for all data checks.
<i>DataChecks</i>	A collection of data checks.
<i>DefaultDataChecks</i>	A collection of basic data checks that is used by AutoML by default.

### 5.13.2 Data Check Messages

<i>DataCheckMessage</i>	Base class for a message returned by a DataCheck, tagged by name.
<i>DataCheckError</i>	DataCheckMessage subclass for errors returned by data checks.
<i>DataCheckWarning</i>	DataCheckMessage subclass for warnings returned by data checks.

### 5.13.3 Data Check Message Types

<i>DataCheckMessageType</i>	Enum for type of data check message: WARNING or ERROR.
-----------------------------	--

### 5.13.4 Data Check Message Codes

<i>DataCheckMessageCode</i>	Enum for data check message code.
-----------------------------	-----------------------------------

### 5.13.5 Data Check Actions

<i>DataCheckAction</i>	A recommended action returned by a DataCheck.
<i>DataCheckActionCode</i>	Enum for data check action code.
<i>DataCheckActionOption</i>	A recommended action option returned by a DataCheck.

## 5.14 Utils

### 5.14.1 General Utils

<code>convert_to_seconds</code>	Converts a string describing a length of time to its length in seconds.
<code>downcast_nullable_types</code>	Downcasts IntegerNullable, BooleanNullable types to Double, Boolean in order to support certain estimators like ARIMA, CatBoost, and LightGBM.
<code>drop_rows_with_nans</code>	Drop rows that have any NaNs in all dataframes or series.
<code>get_importable_subclasses</code>	Get importable subclasses of a base class. Used to list all of our estimators, transformers, components and pipelines dynamically.
<code>get_logger</code>	Get the logger with the associated name.
<code>get_time_index</code>	Determines the column in the given data that should be used as the time index.
<code>import_or_raise</code>	Attempts to import the requested library by name. If the import fails, raises an ImportError or warning.
<code>infer_feature_types</code>	Create a Woodwork structure from the given list, pandas, or numpy input, with specified types for columns. If a column's type is not specified, it will be inferred by Woodwork.
<code>is_all_numeric</code>	Checks if the given DataFrame contains only numeric values.
<code>get_random_state</code>	Generates a numpy.random.RandomState instance using seed.
<code>get_random_seed</code>	Given a numpy.random.RandomState object, generate an int representing a seed value for another random number generator. Or, if given an int, return that int.
<code>pad_with_nans</code>	Pad the beginning num_to_pad rows with nans.
<code>safe_repr</code>	Convert the given value into a string that can safely be used for repr.
<code>save_plot</code>	Saves fig to filepath if specified, or to a default location if not.

### Evalml

EvalML.

### Subpackages

### Automl

AutoMLSearch and related modules.



## Subpackages

### automl\_algorithm

AutoML algorithms that power EvalML.

## Submodules

### automl\_algorithm

Base class for the AutoML algorithms which power EvalML.

## Module Contents

### Classes Summary

<i>AutoMLAlgorithm</i>	Base class for the AutoML algorithms which power EvalML.
------------------------	--

### Exceptions Summary

## Contents

```

class evalml.automl.automl_algorithm.automl_algorithm.AutoMLAlgorithm(allowed_pipelines=None,
al-
lowed_model_families=None,
ex-
cluded_model_families=None,
al-
lowed_component_graphs=None,
search_parameters=None,
tuner_class=None,
text_in_ensembling=False,
random_seed=0,
n_jobs=-1)

```

Base class for the AutoML algorithms which power EvalML.

This class represents an automated machine learning (AutoML) algorithm. It encapsulates the decision-making logic behind an automl search, by both deciding which pipelines to evaluate next and by deciding what set of parameters to configure the pipeline with.

To use this interface, you must define a `next_batch` method which returns the next group of pipelines to evaluate on the training data. That method may access state and results recorded from the previous batches, although that information is not tracked in a general way in this base class. Overriding `add_result` is a convenient way to record pipeline evaluation info if necessary.

#### Parameters

- **allowed\_pipelines** (*list(class)*) – A list of PipelineBase subclasses indicating the pipelines allowed in the search. The default of None indicates all pipelines for this problem type are allowed.
- **search\_parameters** (*dict*) – Search parameter ranges specified for pipelines to iterate over.
- **tuner\_class** (*class*) – A subclass of Tuner, to be used to find parameters for each pipeline. The default of None indicates the SKOptTuner will be used.
- **text\_in\_ensembling** (*boolean*) – If True and ensembling is True, then n\_jobs will be set to 1 to avoid downstream sklearn stacking issues related to nlTK. Defaults to None.
- **random\_seed** (*int*) – Seed for the random number generator. Defaults to 0.

## Methods

<code>add_result</code>	Register results from evaluating a pipeline.
<code>batch_number</code>	Returns the number of batches which have been recommended so far.
<code>default_max_batches</code>	Returns the number of max batches AutoMLSearch should run by default.
<code>next_batch</code>	Get the next batch of pipelines to evaluate.
<code>num_pipelines_per_batch</code>	Return the number of pipelines in the nth batch.
<code>pipeline_number</code>	Returns the number of pipelines which have been recommended so far.

**add\_result**(*self, score\_to\_minimize, pipeline, trained\_pipeline\_results*)

Register results from evaluating a pipeline.

### Parameters

- **score\_to\_minimize** (*float*) – The score obtained by this pipeline on the primary objective, converted so that lower values indicate better pipelines.
- **pipeline** (*PipelineBase*) – The trained pipeline object which was used to compute the score.
- **trained\_pipeline\_results** (*dict*) – Results from training a pipeline.

**Raises** **PipelineNotFoundError** – If pipeline is not allowed in search.

**property** **batch\_number**(*self*)

Returns the number of batches which have been recommended so far.

**property** **default\_max\_batches**(*self*)

Returns the number of max batches AutoMLSearch should run by default.

**abstract** **next\_batch**(*self*)

Get the next batch of pipelines to evaluate.

**Returns** A list of instances of PipelineBase subclasses, ready to be trained and evaluated.

**Return type** list[PipelineBase]

**abstract** **num\_pipelines\_per\_batch**(*self, batch\_number*)

Return the number of pipelines in the nth batch.

**Parameters** **batch\_number** (*int*) – which batch to calculate the number of pipelines for.

**Returns** number of pipelines in the given batch.

**Return type** int

**property pipeline\_number**(*self*)

Returns the number of pipelines which have been recommended so far.

**exception** evalml.automl.automl\_algorithm.automl\_algorithm.AutoMLAlgorithmException

Exception raised when an error is encountered during the computation of the automl algorithm.

## default\_algorithm

An automl algorithm that consists of two modes: fast and long, where fast is a subset of long.

## Module Contents

### Classes Summary

<i>DefaultAlgorithm</i>	An automl algorithm that consists of two modes: fast and long, where fast is a subset of long.
-------------------------	--

## Contents

```
class evalml.automl.automl_algorithm.default_algorithm.DefaultAlgorithm(X, y, problem_type,
                                                                    sampler_name, al-
                                                                    lowed_model_families=None,
                                                                    ex-
                                                                    cluded_model_families=None,
                                                                    tuner_class=None,
                                                                    random_seed=0,
                                                                    search_parameters=None,
                                                                    n_jobs=1,
                                                                    text_in_ensembling=False,
                                                                    top_n=3,
                                                                    ensembling=False,
                                                                    num_long_explore_pipelines=50,
                                                                    num_long_pipelines_per_batch=10,
                                                                    al-
                                                                    low_long_running_models=False,
                                                                    features=None,
                                                                    run_feature_selection=True,
                                                                    verbose=False, ex-
                                                                    clude_featurizers=None)
```

An automl algorithm that consists of two modes: fast and long, where fast is a subset of long.

#### 1. Naive pipelines:

- run baseline with default preprocessing pipeline
- run naive linear model with default preprocessing pipeline
- run basic RF pipeline with default preprocessing pipeline

#### 2. Naive pipelines with feature selection

- a. subsequent pipelines will use the selected features with a SelectedColumns transformer

At this point we have a single pipeline candidate for preprocessing and feature selection

3. **Pipelines with preprocessing components:**

- a. scan rest of estimators (our current batch 1).
4. First ensembling run

Fast mode ends here. Begin long mode.

6. **Run top 3 estimators:**

- a. Generate 50 random parameter sets. Run all 150 in one batch

7. Second ensembling run

8. **Repeat these indefinitely until stopping criterion is met:**

- a. For each of the previous top 3 estimators, sample 10 parameters from the tuner. Run all 30 in one batch
- b. Run ensembling

**Parameters**

- **X** (*pd.DataFrame*) – Training data.
- **y** (*pd.Series*) – Target data.
- **problem\_type** (*ProblemType*) – Problem type associated with training data.
- **sampler\_name** (*BaseSampler*) – Sampler to use for preprocessing.
- **tuner\_class** (*class*) – A subclass of Tuner, to be used to find parameters for each pipeline. The default of None indicates the SKOptTuner will be used.
- **random\_seed** (*int*) – Seed for the random number generator. Defaults to 0.
- **search\_parameters** (*dict or None*) – Pipeline-level parameters and custom hyperparameter ranges specified for pipelines to iterate over. Hyperparameter ranges must be passed in as skopt.space objects. Defaults to None.
- **n\_jobs** (*int or None*) – Non-negative integer describing level of parallelism used for pipelines. Defaults to -1.
- **text\_in\_ensembling** (*boolean*) – If True and ensembling is True, then n\_jobs will be set to 1 to avoid downstream sklearn stacking issues related to nltk. Defaults to False.
- **top\_n** (*int*) – top n number of pipelines to use for long mode.
- **num\_long\_explore\_pipelines** (*int*) – number of pipelines to explore for each top n pipeline at the start of long mode.
- **num\_long\_pipelines\_per\_batch** (*int*) – number of pipelines per batch for each top n pipeline through long mode.
- **allow\_long\_running\_models** (*bool*) – Whether or not to allow longer-running models for large multiclass problems. If False and no pipelines, component graphs, or model families are provided, AutoMLSearch will not use Elastic Net or XGBoost when there are more than 75 multiclass targets and will not use CatBoost when there are more than 150 multiclass targets. Defaults to False.

- **features** (*list*) – List of features to run DFS on in AutoML pipelines. Defaults to None. Features will only be computed if the columns used by the feature exist in the input and if the feature has not been computed yet.
- **run\_feature\_selection** (*bool*) – If True, will run a separate feature selection pipeline and only use selected features in subsequent batches. If False, will use all of the features for every pipeline. Only used for default algorithm.
- **verbose** (*boolean*) – Whether or not to display logging information regarding pipeline building. Defaults to False.
- **exclude\_featurizers** (*list[str]*) – A list of featurizer components to exclude from the pipelines built by DefaultAlgorithm. Valid options are “DatetimeFeaturizer”, “EmailFeaturizer”, “URLFeaturizer”, “NaturalLanguageFeaturizer”, “TimeSeriesFeaturizer”
- **allowed\_model\_families** (*list(str, ModelFamily)*) – The model families to search. The default of None searches over all model families. Run `evalml.pipelines.components.utils.allowed_model_families(“binary”)` to see options. Change *binary* to *multiclass* or *regression* depending on the problem type.
- **excluded\_model\_families** (*list[ModelFamily]*) – A list of model families to exclude from the estimators used when building pipelines. For default algorithm, this only excludes estimators in the non-naive batches.

## Methods

<code>add_result</code>	Register results from evaluating a pipeline. In batch number 2, the selected column names from the feature selector are taken to be used in a column selector. Information regarding the best pipeline is updated here as well.
<code>batch_number</code>	Returns the number of batches which have been recommended so far.
<code>default_max_batches</code>	Returns the number of max batches AutoMLSearch should run by default.
<code>next_batch</code>	Get the next batch of pipelines to evaluate.
<code>num_pipelines_per_batch</code>	Return the number of pipelines in the nth batch.
<code>pipeline_number</code>	Returns the number of pipelines which have been recommended so far.

**add\_result**(*self, score\_to\_minimize, pipeline, trained\_pipeline\_results, cached\_data=None*)

Register results from evaluating a pipeline. In batch number 2, the selected column names from the feature selector are taken to be used in a column selector. Information regarding the best pipeline is updated here as well.

### Parameters

- **score\_to\_minimize** (*float*) – The score obtained by this pipeline on the primary objective, converted so that lower values indicate better pipelines.
- **pipeline** (*PipelineBase*) – The trained pipeline object which was used to compute the score.
- **trained\_pipeline\_results** (*dict*) – Results from training a pipeline.
- **cached\_data** (*dict*) – A dictionary of cached data, where the keys are the model family. Expected to be of format {model\_family: {hash1: trained\_component\_graph, hash2: trained\_component\_graph...}}. Defaults to None.

**property** `batch_number(self)`

Returns the number of batches which have been recommended so far.

**property** `default_max_batches(self)`

Returns the number of max batches AutoMLSearch should run by default.

**next\_batch(self)**

Get the next batch of pipelines to evaluate.

**Returns** a list of instances of PipelineBase subclasses, ready to be trained and evaluated.

**Return type** list(PipelineBase)

**num\_pipelines\_per\_batch(self, batch\_number)**

Return the number of pipelines in the nth batch.

**Parameters** `batch_number (int)` – which batch to calculate the number of pipelines for.

**Returns** number of pipelines in the given batch.

**Return type** int

**property** `pipeline_number(self)`

Returns the number of pipelines which have been recommended so far.

## iterative\_algorithm

An automl algorithm which first fits a base round of pipelines with default parameters, then does a round of parameter tuning on each pipeline in order of performance.

## Module Contents

### Classes Summary

---

*IterativeAlgorithm*

An automl algorithm which first fits a base round of pipelines with default parameters, then does a round of parameter tuning on each pipeline in order of performance.

---

## Contents

```

class evalml.automl.automl_algorithm.iterative_algorithm.IterativeAlgorithm(X, y,
                                                                    problem_type,
                                                                    sampler_name=None,
                                                                    allowed_model_families=None,
                                                                    excluded_model_families=None,
                                                                    allowed_component_graphs=None,
                                                                    max_batches=None,
                                                                    max_iterations=None,
                                                                    tuner_class=None,
                                                                    random_seed=0,
                                                                    pipelines_per_batch=5,
                                                                    n_jobs=-1, number_features=None,
                                                                    ensembling=False,
                                                                    text_in_ensembling=False,
                                                                    search_parameters=None,
                                                                    estimator_family_order=None,
                                                                    allow_long_running_models=False,
                                                                    features=None,
                                                                    verbose=False,
                                                                    exclude_featurizers=None)

```

An automl algorithm which first fits a base round of pipelines with default parameters, then does a round of parameter tuning on each pipeline in order of performance.

#### Parameters

- **X** (*pd.DataFrame*) – Training data.
- **y** (*pd.Series*) – Target data.
- **problem\_type** (*ProblemType*) – Problem type associated with training data.
- **sampler\_name** (*BaseSampler*) – Sampler to use for preprocessing. Defaults to None.
- **allowed\_model\_families** (*list(str, ModelFamily)*) – The model families to search. The default of None searches over all model families. Run `evalml.pipelines.components.utils.allowed_model_families("binary")` to see options. Change *binary* to *multiclass* or *regression* depending on the problem type. Note that if `allowed_pipelines` is provided, this parameter will be ignored.
- **excluded\_model\_families** (*list[ModelFamily]*) – A list of model families to exclude from the estimators used when building pipelines.
- **allowed\_component\_graphs** (*dict*) – A dictionary of lists or *ComponentGraphs* indicating the component graphs allowed in the search. The format should follow { "Name\_0": [list\_of\_components], "Name\_1": [ComponentGraph(...)] }

The default of None indicates all pipeline component graphs for this problem type are allowed. Setting this field will cause `allowed_model_families` to be ignored.

e.g. `allowed_component_graphs = { "My_Graph": ["Imputer", "One Hot Encoder", "Random Forest Classifier"] }`

- **max\_batches** (*int*) – The maximum number of batches to be evaluated. Used to determine ensembling. Defaults to None.
- **max\_iterations** (*int*) – The maximum number of iterations to be evaluated. Used to determine ensembling. Defaults to None.
- **tuner\_class** (*class*) – A subclass of Tuner, to be used to find parameters for each pipeline. The default of None indicates the SKOptTuner will be used.
- **random\_seed** (*int*) – Seed for the random number generator. Defaults to 0.
- **pipelines\_per\_batch** (*int*) – The number of pipelines to be evaluated in each batch, after the first batch. Defaults to 5.
- **n\_jobs** (*int or None*) – Non-negative integer describing level of parallelism used for pipelines. Defaults to None.
- **number\_features** (*int*) – The number of columns in the input features. Defaults to None.
- **ensembling** (*boolean*) – If True, runs ensembling in a separate batch after every allowed pipeline class has been iterated over. Defaults to False.
- **text\_in\_ensembling** (*boolean*) – If True and ensembling is True, then n\_jobs will be set to 1 to avoid downstream sklearn stacking issues related to nltk. Defaults to False.
- **search\_parameters** (*dict or None*) – Pipeline-level parameters and custom hyperparameter ranges specified for pipelines to iterate over. Hyperparameter ranges must be passed in as `skopt.space` objects. Defaults to None.
- **\_estimator\_family\_order** (*list(ModelFamily) or None*) – specify the sort order for the first batch. Defaults to None, which uses `_ESTIMATOR_FAMILY_ORDER`.
- **allow\_long\_running\_models** (*bool*) – Whether or not to allow longer-running models for large multiclass problems. If False and no pipelines, component graphs, or model families are provided, AutoMLSearch will not use Elastic Net or XGBoost when there are more than 75 multiclass targets and will not use CatBoost when there are more than 150 multiclass targets. Defaults to False.
- **features** (*list*) – List of features to run DFS on in AutoML pipelines. Defaults to None. Features will only be computed if the columns used by the feature exist in the input and if the feature itself is not in input.
- **verbose** (*boolean*) – Whether or not to display logging information regarding pipeline building. Defaults to False.
- **exclude\_featurizers** (*list[str]*) – A list of featurizer components to exclude from the pipelines built by IterativeAlgorithm. Valid options are "DatetimeFeaturizer", "EmailFeaturizer", "URLFeaturizer", "NaturalLanguageFeaturizer", "TimeSeriesFeaturizer"

## Methods



<code>add_result</code>	Register results from evaluating a pipeline.
<code>batch_number</code>	Returns the number of batches which have been recommended so far.
<code>default_max_batches</code>	Returns the number of max batches AutoMLSearch should run by default.
<code>next_batch</code>	Get the next batch of pipelines to evaluate.
<code>num_pipelines_per_batch</code>	Return the number of pipelines in the nth batch.
<code>pipeline_number</code>	Returns the number of pipelines which have been recommended so far.

**add\_result**(*self*, *score\_to\_minimize*, *pipeline*, *trained\_pipeline\_results*, *cached\_data=None*)

Register results from evaluating a pipeline.

#### Parameters

- **score\_to\_minimize** (*float*) – The score obtained by this pipeline on the primary objective, converted so that lower values indicate better pipelines.
- **pipeline** (*PipelineBase*) – The trained pipeline object which was used to compute the score.
- **trained\_pipeline\_results** (*dict*) – Results from training a pipeline.
- **cached\_data** (*dict*) – A dictionary of cached data, where the keys are the model family. Expected to be of format {model\_family: {hash1: trained\_component\_graph, hash2: trained\_component\_graph... }... }. Defaults to None.

**Raises ValueError** – If default parameters are not in the acceptable hyperparameter ranges.

**property batch\_number**(*self*)

Returns the number of batches which have been recommended so far.

**property default\_max\_batches**(*self*)

Returns the number of max batches AutoMLSearch should run by default.

**next\_batch**(*self*)

Get the next batch of pipelines to evaluate.

**Returns** A list of instances of PipelineBase subclasses, ready to be trained and evaluated.

**Return type** list[PipelineBase]

**Raises AutoMLAlgorithmException** – If no results were reported from the first batch.

**num\_pipelines\_per\_batch**(*self*, *batch\_number*)

Return the number of pipelines in the nth batch.

**Parameters batch\_number** (*int*) – which batch to calculate the number of pipelines for.

**Returns** number of pipelines in the given batch.

**Return type** int

**property pipeline\_number**(*self*)

Returns the number of pipelines which have been recommended so far.

## Package Contents

### Classes Summary

<i>AutoMLAlgorithm</i>	Base class for the AutoML algorithms which power EvalML.
<i>DefaultAlgorithm</i>	An automl algorithm that consists of two modes: fast and long, where fast is a subset of long.
<i>IterativeAlgorithm</i>	An automl algorithm which first fits a base round of pipelines with default parameters, then does a round of parameter tuning on each pipeline in order of performance.

### Exceptions Summary

### Contents

```
class evalml.automl.automl_algorithm.AutoMLAlgorithm(allowed_pipelines=None,
                                                    allowed_model_families=None,
                                                    excluded_model_families=None,
                                                    allowed_component_graphs=None,
                                                    search_parameters=None, tuner_class=None,
                                                    text_in_ensembling=False, random_seed=0,
                                                    n_jobs=- 1)
```

Base class for the AutoML algorithms which power EvalML.

This class represents an automated machine learning (AutoML) algorithm. It encapsulates the decision-making logic behind an automl search, by both deciding which pipelines to evaluate next and by deciding what set of parameters to configure the pipeline with.

To use this interface, you must define a `next_batch` method which returns the next group of pipelines to evaluate on the training data. That method may access state and results recorded from the previous batches, although that information is not tracked in a general way in this base class. Overriding `add_result` is a convenient way to record pipeline evaluation info if necessary.

#### Parameters

- **allowed\_pipelines** (*list(class)*) – A list of PipelineBase subclasses indicating the pipelines allowed in the search. The default of None indicates all pipelines for this problem type are allowed.
- **search\_parameters** (*dict*) – Search parameter ranges specified for pipelines to iterate over.
- **tuner\_class** (*class*) – A subclass of Tuner, to be used to find parameters for each pipeline. The default of None indicates the SKOptTuner will be used.
- **text\_in\_ensembling** (*boolean*) – If True and ensembling is True, then `n_jobs` will be set to 1 to avoid downstream sklearn stacking issues related to nlTK. Defaults to None.
- **random\_seed** (*int*) – Seed for the random number generator. Defaults to 0.

## Methods

<code>add_result</code>	Register results from evaluating a pipeline.
<code>batch_number</code>	Returns the number of batches which have been recommended so far.
<code>default_max_batches</code>	Returns the number of max batches AutoMLSearch should run by default.
<code>next_batch</code>	Get the next batch of pipelines to evaluate.
<code>num_pipelines_per_batch</code>	Return the number of pipelines in the nth batch.
<code>pipeline_number</code>	Returns the number of pipelines which have been recommended so far.

**add\_result**(*self*, *score\_to\_minimize*, *pipeline*, *trained\_pipeline\_results*)

Register results from evaluating a pipeline.

### Parameters

- **score\_to\_minimize** (*float*) – The score obtained by this pipeline on the primary objective, converted so that lower values indicate better pipelines.
- **pipeline** (*PipelineBase*) – The trained pipeline object which was used to compute the score.
- **trained\_pipeline\_results** (*dict*) – Results from training a pipeline.

**Raises** **PipelineNotFoundError** – If pipeline is not allowed in search.

**property** **batch\_number**(*self*)

Returns the number of batches which have been recommended so far.

**property** **default\_max\_batches**(*self*)

Returns the number of max batches AutoMLSearch should run by default.

**abstract** **next\_batch**(*self*)

Get the next batch of pipelines to evaluate.

**Returns** A list of instances of PipelineBase subclasses, ready to be trained and evaluated.

**Return type** list[PipelineBase]

**abstract** **num\_pipelines\_per\_batch**(*self*, *batch\_number*)

Return the number of pipelines in the nth batch.

**Parameters** **batch\_number** (*int*) – which batch to calculate the number of pipelines for.

**Returns** number of pipelines in the given batch.

**Return type** int

**property** **pipeline\_number**(*self*)

Returns the number of pipelines which have been recommended so far.

**exception** evalml.automl.automl\_algorithm.AutoMLAlgorithmException

Exception raised when an error is encountered during the computation of the automl algorithm.

```
class evalml.automl.automl_algorithm.DefaultAlgorithm(X, y, problem_type, sampler_name,
                                                    allowed_model_families=None,
                                                    excluded_model_families=None,
                                                    tuner_class=None, random_seed=0,
                                                    search_parameters=None, n_jobs=1,
                                                    text_in_ensembling=False, top_n=3,
                                                    ensembling=False,
                                                    num_long_explore_pipelines=50,
                                                    num_long_pipelines_per_batch=10,
                                                    allow_long_running_models=False,
                                                    features=None, run_feature_selection=True,
                                                    verbose=False, exclude_featurizers=None)
```

An automl algorithm that consists of two modes: fast and long, where fast is a subset of long.

**1. Naive pipelines:**

- a. run baseline with default preprocessing pipeline
- b. run naive linear model with default preprocessing pipeline
- c. run basic RF pipeline with default preprocessing pipeline

**2. Naive pipelines with feature selection**

- a. subsequent pipelines will use the selected features with a SelectedColumns transformer

At this point we have a single pipeline candidate for preprocessing and feature selection

**3. Pipelines with preprocessing components:**

- a. scan rest of estimators (our current batch 1).

**4. First ensembling run**

Fast mode ends here. Begin long mode.

**6. Run top 3 estimators:**

- a. Generate 50 random parameter sets. Run all 150 in one batch

**7. Second ensembling run**

**8. Repeat these indefinitely until stopping criterion is met:**

- a. For each of the previous top 3 estimators, sample 10 parameters from the tuner. Run all 30 in one batch
- b. Run ensembling

**Parameters**

- **X** (*pd.DataFrame*) – Training data.
- **y** (*pd.Series*) – Target data.
- **problem\_type** (*ProblemType*) – Problem type associated with training data.
- **sampler\_name** (*BaseSampler*) – Sampler to use for preprocessing.
- **tuner\_class** (*class*) – A subclass of Tuner, to be used to find parameters for each pipeline. The default of None indicates the SKOptTuner will be used.
- **random\_seed** (*int*) – Seed for the random number generator. Defaults to 0.

- **search\_parameters** (*dict or None*) – Pipeline-level parameters and custom hyperparameter ranges specified for pipelines to iterate over. Hyperparameter ranges must be passed in as `skopt.space` objects. Defaults to `None`.
- **n\_jobs** (*int or None*) – Non-negative integer describing level of parallelism used for pipelines. Defaults to `-1`.
- **text\_in\_ensembling** (*boolean*) – If `True` and `ensembling` is `True`, then `n_jobs` will be set to `1` to avoid downstream `sklearn` stacking issues related to `nlTK`. Defaults to `False`.
- **top\_n** (*int*) – top `n` number of pipelines to use for long mode.
- **num\_long\_explore\_pipelines** (*int*) – number of pipelines to explore for each top `n` pipeline at the start of long mode.
- **num\_long\_pipelines\_per\_batch** (*int*) – number of pipelines per batch for each top `n` pipeline through long mode.
- **allow\_long\_running\_models** (*bool*) – Whether or not to allow longer-running models for large multiclass problems. If `False` and no pipelines, component graphs, or model families are provided, `AutoMLSearch` will not use Elastic Net or XGBoost when there are more than 75 multiclass targets and will not use CatBoost when there are more than 150 multiclass targets. Defaults to `False`.
- **features** (*list*) – List of features to run DFS on in AutoML pipelines. Defaults to `None`. Features will only be computed if the columns used by the feature exist in the input and if the feature has not been computed yet.
- **run\_feature\_selection** (*bool*) – If `True`, will run a separate feature selection pipeline and only use selected features in subsequent batches. If `False`, will use all of the features for every pipeline. Only used for default algorithm.
- **verbose** (*boolean*) – Whether or not to display logging information regarding pipeline building. Defaults to `False`.
- **exclude\_featurizers** (*list[str]*) – A list of featurizer components to exclude from the pipelines built by `DefaultAlgorithm`. Valid options are “`DatetimeFeaturizer`”, “`EmailFeaturizer`”, “`URLFeaturizer`”, “`NaturalLanguageFeaturizer`”, “`TimeSeriesFeaturizer`”
- **allowed\_model\_families** (*list(str, ModelFamily)*) – The model families to search. The default of `None` searches over all model families. Run `evalml.pipelines.components.utils.allowed_model_families(“binary”)` to see options. Change *binary* to *multiclass* or *regression* depending on the problem type.
- **excluded\_model\_families** (*list[ModelFamily]*) – A list of model families to exclude from the estimators used when building pipelines. For default algorithm, this only excludes estimators in the non-naive batches.

## Methods

<code>add_result</code>	Register results from evaluating a pipeline. In batch number 2, the selected column names from the feature selector are taken to be used in a column selector. Information regarding the best pipeline is updated here as well.
<code>batch_number</code>	Returns the number of batches which have been recommended so far.
<code>default_max_batches</code>	Returns the number of max batches AutoMLSearch should run by default.
<code>next_batch</code>	Get the next batch of pipelines to evaluate.
<code>num_pipelines_per_batch</code>	Return the number of pipelines in the nth batch.
<code>pipeline_number</code>	Returns the number of pipelines which have been recommended so far.

**add\_result**(*self*, *score\_to\_minimize*, *pipeline*, *trained\_pipeline\_results*, *cached\_data=None*)

Register results from evaluating a pipeline. In batch number 2, the selected column names from the feature selector are taken to be used in a column selector. Information regarding the best pipeline is updated here as well.

**Parameters**

- **score\_to\_minimize** (*float*) – The score obtained by this pipeline on the primary objective, converted so that lower values indicate better pipelines.
- **pipeline** (*PipelineBase*) – The trained pipeline object which was used to compute the score.
- **trained\_pipeline\_results** (*dict*) – Results from training a pipeline.
- **cached\_data** (*dict*) – A dictionary of cached data, where the keys are the model family. Expected to be of format {model\_family: {hash1: trained\_component\_graph, hash2: trained\_component\_graph... }... }. Defaults to None.

**property batch\_number**(*self*)

Returns the number of batches which have been recommended so far.

**property default\_max\_batches**(*self*)

Returns the number of max batches AutoMLSearch should run by default.

**next\_batch**(*self*)

Get the next batch of pipelines to evaluate.

**Returns** a list of instances of PipelineBase subclasses, ready to be trained and evaluated.

**Return type** list(PipelineBase)

**num\_pipelines\_per\_batch**(*self*, *batch\_number*)

Return the number of pipelines in the nth batch.

**Parameters** **batch\_number** (*int*) – which batch to calculate the number of pipelines for.

**Returns** number of pipelines in the given batch.

**Return type** int

**property pipeline\_number**(*self*)

Returns the number of pipelines which have been recommended so far.

```
class evalml.automl.automl_algorithm.IterativeAlgorithm(X, y, problem_type, sampler_name=None,
                                                         allowed_model_families=None,
                                                         excluded_model_families=None,
                                                         allowed_component_graphs=None,
                                                         max_batches=None, max_iterations=None,
                                                         tuner_class=None, random_seed=0,
                                                         pipelines_per_batch=5, n_jobs=-1,
                                                         number_features=None,
                                                         ensembling=False,
                                                         text_in_ensembling=False,
                                                         search_parameters=None,
                                                         _estimator_family_order=None,
                                                         allow_long_running_models=False,
                                                         features=None, verbose=False,
                                                         exclude_featurizers=None)
```

An automl algorithm which first fits a base round of pipelines with default parameters, then does a round of parameter tuning on each pipeline in order of performance.

#### Parameters

- **X** (*pd.DataFrame*) – Training data.
- **y** (*pd.Series*) – Target data.
- **problem\_type** (*ProblemType*) – Problem type associated with training data.
- **sampler\_name** (*BaseSampler*) – Sampler to use for preprocessing. Defaults to None.
- **allowed\_model\_families** (*list(str, ModelFamily)*) – The model families to search. The default of None searches over all model families. Run `evalml.pipelines.components.utils.allowed_model_families("binary")` to see options. Change *binary* to *multiclass* or *regression* depending on the problem type. Note that if `allowed_pipelines` is provided, this parameter will be ignored.
- **excluded\_model\_families** (*list[ModelFamily]*) – A list of model families to exclude from the estimators used when building pipelines.
- **allowed\_component\_graphs** (*dict*) – A dictionary of lists or *ComponentGraphs* indicating the component graphs allowed in the search. The format should follow { "Name\_0": [list\_of\_components], "Name\_1": [ComponentGraph(...)] }  
  
The default of None indicates all pipeline component graphs for this problem type are allowed. Setting this field will cause `allowed_model_families` to be ignored.  
  
e.g. `allowed_component_graphs = { "My_Graph": ["Imputer", "One Hot Encoder", "Random Forest Classifier"] }`
- **max\_batches** (*int*) – The maximum number of batches to be evaluated. Used to determine ensembling. Defaults to None.
- **max\_iterations** (*int*) – The maximum number of iterations to be evaluated. Used to determine ensembling. Defaults to None.
- **tuner\_class** (*class*) – A subclass of *Tuner*, to be used to find parameters for each pipeline. The default of None indicates the *SKOptTuner* will be used.
- **random\_seed** (*int*) – Seed for the random number generator. Defaults to 0.
- **pipelines\_per\_batch** (*int*) – The number of pipelines to be evaluated in each batch, after the first batch. Defaults to 5.

- **n\_jobs** (*int or None*) – Non-negative integer describing level of parallelism used for pipelines. Defaults to None.
- **number\_features** (*int*) – The number of columns in the input features. Defaults to None.
- **ensembling** (*boolean*) – If True, runs ensembling in a separate batch after every allowed pipeline class has been iterated over. Defaults to False.
- **text\_in\_ensembling** (*boolean*) – If True and ensembling is True, then n\_jobs will be set to 1 to avoid downstream sklearn stacking issues related to nltk. Defaults to False.
- **search\_parameters** (*dict or None*) – Pipeline-level parameters and custom hyperparameter ranges specified for pipelines to iterate over. Hyperparameter ranges must be passed in as `skopt.space` objects. Defaults to None.
- **\_estimator\_family\_order** (*list(ModelFamily) or None*) – specify the sort order for the first batch. Defaults to None, which uses `_ESTIMATOR_FAMILY_ORDER`.
- **allow\_long\_running\_models** (*bool*) – Whether or not to allow longer-running models for large multiclass problems. If False and no pipelines, component graphs, or model families are provided, AutoMLSearch will not use Elastic Net or XGBoost when there are more than 75 multiclass targets and will not use CatBoost when there are more than 150 multiclass targets. Defaults to False.
- **features** (*list*) – List of features to run DFS on in AutoML pipelines. Defaults to None. Features will only be computed if the columns used by the feature exist in the input and if the feature itself is not in input.
- **verbose** (*boolean*) – Whether or not to display logging information regarding pipeline building. Defaults to False.
- **exclude\_featurizers** (*list[str]*) – A list of featurizer components to exclude from the pipelines built by IterativeAlgorithm. Valid options are “DatetimeFeaturizer”, “EmailFeaturizer”, “URLFeaturizer”, “NaturalLanguageFeaturizer”, “TimeSeriesFeaturizer”

## Methods

<code>add_result</code>	Register results from evaluating a pipeline.
<code>batch_number</code>	Returns the number of batches which have been recommended so far.
<code>default_max_batches</code>	Returns the number of max batches AutoMLSearch should run by default.
<code>next_batch</code>	Get the next batch of pipelines to evaluate.
<code>num_pipelines_per_batch</code>	Return the number of pipelines in the nth batch.
<code>pipeline_number</code>	Returns the number of pipelines which have been recommended so far.

**add\_result**(*self, score\_to\_minimize, pipeline, trained\_pipeline\_results, cached\_data=None*)

Register results from evaluating a pipeline.

### Parameters

- **score\_to\_minimize** (*float*) – The score obtained by this pipeline on the primary objective, converted so that lower values indicate better pipelines.
- **pipeline** (*PipelineBase*) – The trained pipeline object which was used to compute the score.
- **trained\_pipeline\_results** (*dict*) – Results from training a pipeline.



- **cached\_data** (*dict*) – A dictionary of cached data, where the keys are the model family. Expected to be of format {model\_family: {hash1: trained\_component\_graph, hash2: trained\_component\_graph...}...}. Defaults to None.

**Raises ValueError** – If default parameters are not in the acceptable hyperparameter ranges.

**property batch\_number**(*self*)

Returns the number of batches which have been recommended so far.

**property default\_max\_batches**(*self*)

Returns the number of max batches AutoMLSearch should run by default.

**next\_batch**(*self*)

Get the next batch of pipelines to evaluate.

**Returns** A list of instances of PipelineBase subclasses, ready to be trained and evaluated.

**Return type** list[PipelineBase]

**Raises AutoMLAlgorithmException** – If no results were reported from the first batch.

**num\_pipelines\_per\_batch**(*self*, *batch\_number*)

Return the number of pipelines in the nth batch.

**Parameters batch\_number** (*int*) – which batch to calculate the number of pipelines for.

**Returns** number of pipelines in the given batch.

**Return type** int

**property pipeline\_number**(*self*)

Returns the number of pipelines which have been recommended so far.

## engine

EvalML Engine classes used to evaluate pipelines in AutoMLSearch.

## Submodules

### cf\_engine

Custom CFClient API to match Dask's CFClient and allow context management.

## Module Contents

### Classes Summary

<i>CFClient</i>	Custom CFClient API to match Dask's CFClient and allow context management.
<i>CFComputation</i>	A Future-like wrapper around jobs created by the CFEngine.
<i>CFEngine</i>	The concurrent.futures (CF) engine.

## Contents

**class** evalml.automl.engine.cf\_engine.CFClient(*pool*)

Custom CFClient API to match Dask's CFClient and allow context management.

**Parameters** *pool* (*cf.ThreadPoolExecutor* or *cf.ProcessPoolExecutor*) – The resource pool to execute the futures work on.

### Methods

<i>close</i>	Closes the underlying Executor.
<i>is_closed</i>	Property that determines whether the Engine's Client's resources are closed.
<i>submit</i>	Pass through to imitate Dask's Client API.

**close**(*self*)

Closes the underlying Executor.

**property is\_closed**(*self*)

Property that determines whether the Engine's Client's resources are closed.

**submit**(*self*, \**args*, \*\**kwargs*)

Pass through to imitate Dask's Client API.

**class** evalml.automl.engine.cf\_engine.CFComputation(*future*)

A Future-like wrapper around jobs created by the CFEngine.

**Parameters** *future* (*cf.Future*) – The concurrent.futures.Future that is desired to be executed.

### Methods

<i>cancel</i>	Cancel the current computation.
<i>done</i>	Returns whether the computation is done.
<i>get_result</i>	Gets the computation result. Will block until the computation is finished.
<i>is_cancelled</i>	Returns whether computation was cancelled.

**cancel**(*self*)

Cancel the current computation.

### Returns

**False if the call is currently being executed or finished running** and cannot be cancelled.  
True if the call can be canceled.

**Return type** bool

**done**(*self*)

Returns whether the computation is done.

**get\_result**(*self*)

Gets the computation result. Will block until the computation is finished.

### Raises

- **Exception** – If computation fails. Returns traceback.
- **cf.TimeoutError** – If computation takes longer than default timeout time.

- **cf.CancelledError** – If computation was canceled before completing.

**Returns** The result of the requested job.

**property is\_cancelled(self)**

Returns whether computation was cancelled.

**class** evalml.automl.engine.cf\_engine.**CFEngine**(client=None)

The concurrent.futures (CF) engine.

**Parameters** **client** (*None* or **CFClient**) – If None, creates a threaded pool for processing. Defaults to None.

#### Methods

<i>close</i>	Function to properly shutdown the Engine's Client's resources.
<i>is_closed</i>	Property that determines whether the Engine's Client's resources are shutdown.
<i>setup_job_log</i>	Set up logger for job.
<i>submit_evaluation_job</i>	Send evaluation job to cluster.
<i>submit_scoring_job</i>	Send scoring job to cluster.
<i>submit_training_job</i>	Send training job to cluster.

**close(self)**

Function to properly shutdown the Engine's Client's resources.

**property is\_closed(self)**

Property that determines whether the Engine's Client's resources are shutdown.

**static setup\_job\_log()**

Set up logger for job.

**submit\_evaluation\_job(self, automl\_config, pipeline, X, y, X\_holdout=None, y\_holdout=None)**

Send evaluation job to cluster.

#### Parameters

- **automl\_config** – Structure containing data passed from AutoMLSearch instance.
- **pipeline** (*pipeline.PipelineBase*) – Pipeline to evaluate.
- **X** (*pd.DataFrame*) – Input data for modeling.
- **y** (*pd.Series*) – Target data for modeling.
- **X\_holdout** (*pd.Series*) – Holdout input data for holdout scoring.
- **y\_holdout** (*pd.Series*) – Holdout target data for holdout scoring.

#### Returns

An object wrapping a reference to a future-like computation occurring in the resource pool

**Return type** *CFComputation*

**submit\_scoring\_job(self, automl\_config, pipeline, X, y, objectives, X\_train=None, y\_train=None)**

Send scoring job to cluster.

#### Parameters

- **automl\_config** – Structure containing data passed from AutoMLSearch instance.
- **pipeline** (*pipeline.PipelineBase*) – Pipeline to train.
- **X** (*pd.DataFrame*) – Input data for modeling.
- **y** (*pd.Series*) – Target data for modeling.
- **X\_train** (*pd.DataFrame*) – Training features. Used for feature engineering in time series.
- **y\_train** (*pd.Series*) – Training target. Used for feature engineering in time series.
- **objectives** (*list[ObjectiveBase]*) – Objectives to score on.

#### Returns

An object wrapping a reference to a future-like computation occurring in the resource pool.

Return type *CFComputation*

**submit\_training\_job**(*self, automl\_config, pipeline, X, y*)

Send training job to cluster.

#### Parameters

- **automl\_config** – Structure containing data passed from AutoMLSearch instance.
- **pipeline** (*pipeline.PipelineBase*) – Pipeline to train.
- **X** (*pd.DataFrame*) – Input data for modeling.
- **y** (*pd.Series*) – Target data for modeling.

#### Returns

An object wrapping a reference to a future-like computation occurring in the resource pool

Return type *CFComputation*

## dask\_engine

A Future-like wrapper around jobs created by the DaskEngine.

## Module Contents

### Classes Summary

<i>DaskComputation</i>	A Future-like wrapper around jobs created by the DaskEngine.
<i>DaskEngine</i>	The dask engine.

## Contents

**class** evalml.automl.engine.dask\_engine.**DaskComputation**(*dask\_future*)

A Future-like wrapper around jobs created by the DaskEngine.

**Parameters** **dask\_future** (*callable*) – Computation to do.

### Methods

<i>cancel</i>	Cancel the current computation.
<i>done</i>	Returns whether the computation is done.
<i>get_result</i>	Gets the computation result. Will block until the computation is finished.
<i>is_cancelled</i>	Returns whether computation was cancelled.

**cancel**(*self*)

Cancel the current computation.

**done**(*self*)

Returns whether the computation is done.

**get\_result**(*self*)

Gets the computation result. Will block until the computation is finished.

**Raises Exception** – If computation fails. Returns traceback.

**Returns** Computation results.

**property is\_cancelled**(*self*)

Returns whether computation was cancelled.

**class** evalml.automl.engine.dask\_engine.**DaskEngine**(*cluster=None*)

The dask engine.

**Parameters** **cluster** (*None or dd.Client*) – If None, creates a local, threaded Dask client for processing. Defaults to None.

### Methods

<i>close</i>	Closes the underlying cluster.
<i>is_closed</i>	Property that determines whether the Engine's Client's resources are shutdown.
<i>send_data_to_cluster</i>	Send data to the cluster.
<i>setup_job_log</i>	Set up logger for job.
<i>submit_evaluation_job</i>	Send evaluation job to cluster.
<i>submit_scoring_job</i>	Send scoring job to cluster.
<i>submit_training_job</i>	Send training job to cluster.

**close**(*self*)

Closes the underlying cluster.

**property is\_closed**(*self*)

Property that determines whether the Engine's Client's resources are shutdown.

**send\_data\_to\_cluster**(*self*, *X*, *y*)

Send data to the cluster.

The implementation uses caching so the data is only sent once. This follows dask best practices.

**Parameters**

- **X** (*pd.DataFrame*) – Input data for modeling.
- **y** (*pd.Series*) – Target data for modeling.

**Returns** The modeling data.

**Return type** *dask.Future*

**static setup\_job\_log**()

Set up logger for job.

**submit\_evaluation\_job**(*self*, *automl\_config*, *pipeline*, *X*, *y*, *X\_holdout=None*, *y\_holdout=None*)

Send evaluation job to cluster.

**Parameters**

- **automl\_config** – Structure containing data passed from AutoMLSearch instance.
- **pipeline** (*pipeline.PipelineBase*) – Pipeline to evaluate.
- **X** (*pd.DataFrame*) – Input data for modeling.
- **y** (*pd.Series*) – Target data for modeling.
- **X\_holdout** (*pd.Series*) – Holdout input data for holdout scoring.
- **y\_holdout** (*pd.Series*) – Holdout target data for holdout scoring.

**Returns**

**An object wrapping a reference to a future-like computation** occurring in the dask cluster.

**Return type** *DaskComputation*

**submit\_scoring\_job**(*self*, *automl\_config*, *pipeline*, *X*, *y*, *objectives*, *X\_train=None*, *y\_train=None*)

Send scoring job to cluster.

**Parameters**

- **automl\_config** – Structure containing data passed from AutoMLSearch instance.
- **pipeline** (*pipeline.PipelineBase*) – Pipeline to train.
- **X** (*pd.DataFrame*) – Input data for modeling.
- **y** (*pd.Series*) – Target data for modeling.
- **X\_train** (*pd.DataFrame*) – Training features. Used for feature engineering in time series.
- **y\_train** (*pd.Series*) – Training target. Used for feature engineering in time series.
- **objectives** (*list[ObjectiveBase]*) – List of objectives to score on.

**Returns**

**An object wrapping a reference to a future-like computation** occurring in the dask cluster.

**Return type** *DaskComputation*

**submit\_training\_job**(*self*, *automl\_config*, *pipeline*, *X*, *y*)

Send training job to cluster.

#### Parameters

- **automl\_config** – Structure containing data passed from AutoMLSearch instance.
- **pipeline** (*pipeline.PipelineBase*) – Pipeline to train.
- **X** (*pd.DataFrame*) – Input data for modeling.
- **y** (*pd.Series*) – Target data for modeling.

#### Returns

**An object wrapping a reference to a future-like computation** occurring in the dask cluster.

**Return type** *DaskComputation*

## engine\_base

Base class for EvalML engines.

## Module Contents

### Classes Summary

<i>EngineBase</i>	Base class for EvalML engines.
<i>EngineComputation</i>	Wrapper around the result of a (possibly asynchronous) engine computation.
<i>JobLogger</i>	Mimic the behavior of a python logging.Logger but stores all messages rather than actually logging them.

### Functions

<i>evaluate_pipeline</i>	Function submitted to the submit_evaluation_job engine method.
<i>score_pipeline</i>	Wrap around pipeline.score method to make it easy to score pipelines with dask.
<i>train_and_score_pipeline</i>	Given a pipeline, config and data, train and score the pipeline and return the CV or TV scores.
<i>train_pipeline</i>	Train a pipeline and tune the threshold if necessary.

## Contents

**class** evalml.automl.engine.engine\_base.**EngineBase**

Base class for EvalML engines.

### Methods

<a href="#"><i>setup_job_log</i></a>	Set up logger for job.
<a href="#"><i>submit_evaluation_job</i></a>	Submit job for pipeline evaluation during AutoMLSearch.
<a href="#"><i>submit_scoring_job</i></a>	Submit job for pipeline scoring.
<a href="#"><i>submit_training_job</i></a>	Submit job for pipeline training.

**static** **setup\_job\_log()**

Set up logger for job.

**abstract** **submit\_evaluation\_job**(*self*, *automl\_config*, *pipeline*, *X*, *y*, *X\_holdout=None*, *y\_holdout=None*)

Submit job for pipeline evaluation during AutoMLSearch.

**abstract** **submit\_scoring\_job**(*self*, *automl\_config*, *pipeline*, *X*, *y*, *objectives*, *X\_train=None*, *y\_train=None*)

Submit job for pipeline scoring.

**abstract** **submit\_training\_job**(*self*, *automl\_config*, *pipeline*, *X*, *y*, *X\_holdout=None*, *y\_holdout=None*)

Submit job for pipeline training.

**class** evalml.automl.engine.engine\_base.**EngineComputation**

Wrapper around the result of a (possibly asynchronous) engine computation.

### Methods

<a href="#"><i>cancel</i></a>	Cancel the computation.
<a href="#"><i>done</i></a>	Whether the computation is done.
<a href="#"><i>get_result</i></a>	Gets the computation result. Will block until the computation is finished.

**abstract** **cancel**(*self*)

Cancel the computation.

**abstract** **done**(*self*)

Whether the computation is done.

**abstract** **get\_result**(*self*)

Gets the computation result. Will block until the computation is finished.

Raises Exception: If computation fails. Returns traceback.

evalml.automl.engine.engine\_base.**evaluate\_pipeline**(*pipeline*, *automl\_config*, *X*, *y*, *logger*, *X\_holdout=None*, *y\_holdout=None*)

Function submitted to the submit\_evaluation\_job engine method.

### Parameters

- **pipeline** (*PipelineBase*) – The pipeline to score.



- **automl\_config** (*AutoMLConfig*) – The AutoMLSearch object, used to access config and the error callback.
- **X** (*pd.DataFrame*) – Training features.
- **y** (*pd.Series*) – Training target.
- **logger** – Logger object to write to.
- **X\_holdout** (*pd.DataFrame*) – Holdout set features.
- **y\_holdout** (*pd.DataFrame*) – Holdout set target.

#### Returns

First - A dict containing **cv\_score\_mean**, **cv\_scores**, **training\_time** and a **cv\_data** structure with details.  
 Second - The pipeline class we trained and scored. Third - the job logger instance with all the recorded messages.

**Return type** tuple of three items

**class** evalml.automl.engine.engine\_base.JobLogger

Mimic the behavior of a python logging.Logger but stores all messages rather than actually logging them.

This is used during engine jobs so that log messages are recorded after the job completes. This is desired so that all of the messages for a single job are grouped together in the log.

#### Methods

<i>debug</i>	Store message at the debug level.
<i>error</i>	Store message at the error level.
<i>info</i>	Store message at the info level.
<i>warning</i>	Store message at the warning level.
<i>write_to_logger</i>	Write all the messages to the logger, first in, first out (FIFO) order.

**debug**(*self, msg*)

Store message at the debug level.

**error**(*self, msg*)

Store message at the error level.

**info**(*self, msg*)

Store message at the info level.

**warning**(*self, msg*)

Store message at the warning level.

**write\_to\_logger**(*self, logger*)

Write all the messages to the logger, first in, first out (FIFO) order.

evalml.automl.engine.engine\_base.**score\_pipeline**(*pipeline, X, y, objectives, X\_train=None, y\_train=None, X\_schema=None, y\_schema=None*)

Wrap around pipeline.score method to make it easy to score pipelines with dask.

#### Parameters

- **pipeline** (*PipelineBase*) – The pipeline to score.
- **X** (*pd.DataFrame*) – Features to score on.
- **y** (*pd.Series*) – Target used to calculate scores.

- **objectives** (*list[ObjectiveBase]*) – List of objectives to score on.
- **X\_train** (*pd.DataFrame*) – Training features. Used for feature engineering in time series.
- **y\_train** (*pd.Series*) – Training target. Used for feature engineering in time series.
- **X\_schema** (*ww.TableSchema*) – Schema for features. Defaults to None.
- **y\_schema** (*ww.ColumnSchema*) – Schema for columns. Defaults to None.

**Returns** Dictionary object containing pipeline scores.

**Return type** dict

```
evalml.automl.engine.engine_base.train_and_score_pipeline(pipeline, automl_config, full_X_train,
                                                         full_y_train, logger, X_holdout=None,
                                                         y_holdout=None)
```

Given a pipeline, config and data, train and score the pipeline and return the CV or TV scores.

#### Parameters

- **pipeline** (*PipelineBase*) – The pipeline to score.
- **automl\_config** (*AutoMLSearch*) – The AutoMLSearch object, used to access config and the error callback.
- **full\_X\_train** (*pd.DataFrame*) – Training features.
- **full\_y\_train** (*pd.Series*) – Training target.
- **logger** – Logger object to write to.
- **X\_holdout** (*pd.DataFrame*) – Holdout set features.
- **y\_holdout** (*pd.DataFrame*) – Holdout set target.

**Raises Exception** – If there are missing target values in the training set after data split.

#### Returns

**First - A dict containing cv\_score\_mean, cv\_scores, training\_time and a cv\_data structure with details.**

Second - The pipeline class we trained and scored. Third - the job logger instance with all the recorded messages.

**Return type** tuple of three items

```
evalml.automl.engine.engine_base.train_pipeline(pipeline, X, y, automl_config, schema=True,
                                                get_hashes=False)
```

Train a pipeline and tune the threshold if necessary.

#### Parameters

- **pipeline** (*PipelineBase*) – Pipeline to train.
- **X** (*pd.DataFrame*) – Features to train on.
- **y** (*pd.Series*) – Target to train on.
- **automl\_config** (*AutoMLSearch*) – The AutoMLSearch object, used to access config and the error callback.
- **schema** (*bool*) – Whether to use the schemas for X and y. Defaults to True.
- **get\_hashes** (*bool*) – Whether to return the hashes of the data used to train (and potentially threshold). Defaults to False

**Returns** A trained pipeline instance. *hash* (optional): The hash of the input data indices, only returned when *get\_hashes* is *True*.

**Return type** pipeline (PipelineBase)

## sequential\_engine

A Future-like api for jobs created by the SequentialEngine, an Engine that sequentially computes the submitted jobs.

## Module Contents

### Classes Summary

<i>SequentialComputation</i>	A Future-like api for jobs created by the SequentialEngine, an Engine that sequentially computes the submitted jobs.
<i>SequentialEngine</i>	The default engine for the AutoML search.

## Contents

**class** evalml.automl.engine.sequential\_engine.**SequentialComputation**(*work*, *\*\*kwargs*)

A Future-like api for jobs created by the SequentialEngine, an Engine that sequentially computes the submitted jobs.

In order to separate the engine from the AutoMLSearch loop, we need the sequential computations to behave the same way as concurrent computations from AutoMLSearch’s point-of-view. One way to do this is by delaying the computation in the sequential engine until *get\_result* is called. Since AutoMLSearch will call *get\_result* only when the computation is “done”, by always returning *True* in *done()* we make sure that *get\_result* is called in the order that the jobs are submitted. So the computations happen sequentially!

**Parameters** *work* (*callable*) – Computation that should be done by the engine.

### Methods

<i>cancel</i>	Cancel the current computation.
<i>done</i>	Whether the computation is done.
<i>get_result</i>	Gets the computation result. Will block until the computation is finished.

**cancel**(*self*)

Cancel the current computation.

**done**(*self*)

Whether the computation is done.

**Returns** Always returns *True*.

**Return type** bool

**get\_result**(*self*)

Gets the computation result. Will block until the computation is finished.

**Raises** **Exception** – If computation fails. Returns traceback.

**Returns** Computation results.

**class** evalml.automl.engine.sequential\_engine.**SequentialEngine**

The default engine for the AutoML search.

Trains and scores pipelines locally and sequentially.

**Methods**

<code>close</code>	No-op.
<code>setup_job_log</code>	Set up logger for job.
<code>submit_evaluation_job</code>	Submit a job to evaluate a pipeline.
<code>submit_scoring_job</code>	Submit a job to score a pipeline.
<code>submit_training_job</code>	Submit a job to train a pipeline.

**close**(*self*)

No-op.

**static setup\_job\_log**()

Set up logger for job.

**submit\_evaluation\_job**(*self*, *automl\_config*, *pipeline*, *X*, *y*, *X\_holdout=None*, *y\_holdout=None*)

Submit a job to evaluate a pipeline.

**Parameters**

- **automl\_config** – Structure containing data passed from AutoMLSearch instance.
- **pipeline** (*pipeline.PipelineBase*) – Pipeline to evaluate.
- **X** (*pd.DataFrame*) – Input data for modeling.
- **y** (*pd.Series*) – Target data for modeling.
- **X\_holdout** (*pd.Series*) – Holdout input data for holdout scoring.
- **y\_holdout** (*pd.Series*) – Holdout target data for holdout scoring.

**Returns** Computation result.

**Return type** *SequentialComputation*

**submit\_scoring\_job**(*self*, *automl\_config*, *pipeline*, *X*, *y*, *objectives*, *X\_train=None*, *y\_train=None*)

Submit a job to score a pipeline.

**Parameters**

- **automl\_config** – Structure containing data passed from AutoMLSearch instance.
- **pipeline** (*pipeline.PipelineBase*) – Pipeline to train.
- **X** (*pd.DataFrame*) – Input data for modeling.
- **y** (*pd.Series*) – Target data for modeling.
- **X\_train** (*pd.DataFrame*) – Training features. Used for feature engineering in time series.
- **y\_train** (*pd.Series*) – Training target. Used for feature engineering in time series.
- **objectives** (*list[ObjectiveBase]*) – List of objectives to score on.

**Returns** Computation result.

**Return type** *SequentialComputation*

**submit\_training\_job**(*self*, *automl\_config*, *pipeline*, *X*, *y*)

Submit a job to train a pipeline.

#### Parameters

- **automl\_config** – Structure containing data passed from AutoMLSearch instance.
- **pipeline** (*pipeline.PipelineBase*) – Pipeline to evaluate.
- **X** (*pd.DataFrame*) – Input data for modeling.
- **y** (*pd.Series*) – Target data for modeling.

**Returns** Computation result.

**Return type** *SequentialComputation*

## Package Contents

### Classes Summary

<i>CFEngine</i>	The concurrent.futures (CF) engine.
<i>DaskEngine</i>	The dask engine.
<i>EngineBase</i>	Base class for EvalML engines.
<i>EngineComputation</i>	Wrapper around the result of a (possibly asynchronous) engine computation.
<i>SequentialEngine</i>	The default engine for the AutoML search.

### Functions

<i>evaluate_pipeline</i>	Function submitted to the submit_evaluation_job engine method.
<i>train_and_score_pipeline</i>	Given a pipeline, config and data, train and score the pipeline and return the CV or TV scores.
<i>train_pipeline</i>	Train a pipeline and tune the threshold if necessary.

### Contents

**class** evalml.automl.engine.**CFEngine**(*client=None*)

The concurrent.futures (CF) engine.

**Parameters** **client** (*None* or *CFClient*) – If *None*, creates a threaded pool for processing. Defaults to *None*.

#### Methods

<code>close</code>	Function to properly shutdown the Engine's Client's resources.
<code>is_closed</code>	Property that determines whether the Engine's Client's resources are shutdown.
<code>setup_job_log</code>	Set up logger for job.
<code>submit_evaluation_job</code>	Send evaluation job to cluster.
<code>submit_scoring_job</code>	Send scoring job to cluster.
<code>submit_training_job</code>	Send training job to cluster.

**close(*self*)**

Function to properly shutdown the Engine's Client's resources.

**property is\_closed(*self*)**

Property that determines whether the Engine's Client's resources are shutdown.

**static setup\_job\_log()**

Set up logger for job.

**submit\_evaluation\_job(*self*, *automl\_config*, *pipeline*, *X*, *y*, *X\_holdout*=None, *y\_holdout*=None)**

Send evaluation job to cluster.

**Parameters**

- **automl\_config** – Structure containing data passed from AutoMLSearch instance.
- **pipeline** (*pipeline.PipelineBase*) – Pipeline to evaluate.
- **X** (*pd.DataFrame*) – Input data for modeling.
- **y** (*pd.Series*) – Target data for modeling.
- **X\_holdout** (*pd.Series*) – Holdout input data for holdout scoring.
- **y\_holdout** (*pd.Series*) – Holdout target data for holdout scoring.

**Returns**

An object wrapping a reference to a future-like computation occurring in the resource pool

**Return type** CFComputation**submit\_scoring\_job(*self*, *automl\_config*, *pipeline*, *X*, *y*, *objectives*, *X\_train*=None, *y\_train*=None)**

Send scoring job to cluster.

**Parameters**

- **automl\_config** – Structure containing data passed from AutoMLSearch instance.
- **pipeline** (*pipeline.PipelineBase*) – Pipeline to train.
- **X** (*pd.DataFrame*) – Input data for modeling.
- **y** (*pd.Series*) – Target data for modeling.
- **X\_train** (*pd.DataFrame*) – Training features. Used for feature engineering in time series.
- **y\_train** (*pd.Series*) – Training target. Used for feature engineering in time series.
- **objectives** (*list[ObjectiveBase]*) – Objectives to score on.

**Returns**

An object wrapping a reference to a future-like computation occurring in the resource pool.

**Return type** CFComputation

**submit\_training\_job**(*self*, *automl\_config*, *pipeline*, *X*, *y*)

Send training job to cluster.

**Parameters**

- **automl\_config** – Structure containing data passed from AutoMLSearch instance.
- **pipeline** (*pipeline.PipelineBase*) – Pipeline to train.
- **X** (*pd.DataFrame*) – Input data for modeling.
- **y** (*pd.Series*) – Target data for modeling.

**Returns**

An object wrapping a reference to a future-like computation occurring in the resource pool

**Return type** CFComputation

**class** evalml.automl.engine.DaskEngine(*cluster=None*)

The dask engine.

**Parameters** **cluster** (*None* or *dd.Client*) – If *None*, creates a local, threaded Dask client for processing. Defaults to *None*.

**Methods**

<i>close</i>	Closes the underlying cluster.
<i>is_closed</i>	Property that determines whether the Engine's Client's resources are shutdown.
<i>send_data_to_cluster</i>	Send data to the cluster.
<i>setup_job_log</i>	Set up logger for job.
<i>submit_evaluation_job</i>	Send evaluation job to cluster.
<i>submit_scoring_job</i>	Send scoring job to cluster.
<i>submit_training_job</i>	Send training job to cluster.

**close**(*self*)

Closes the underlying cluster.

**property is\_closed**(*self*)

Property that determines whether the Engine's Client's resources are shutdown.

**send\_data\_to\_cluster**(*self*, *X*, *y*)

Send data to the cluster.

The implementation uses caching so the data is only sent once. This follows dask best practices.

**Parameters**

- **X** (*pd.DataFrame*) – Input data for modeling.
- **y** (*pd.Series*) – Target data for modeling.

**Returns** The modeling data.

**Return type** *dask.Future*

**static setup\_job\_log()**

Set up logger for job.

**submit\_evaluation\_job**(*self*, *automl\_config*, *pipeline*, *X*, *y*, *X\_holdout=None*, *y\_holdout=None*)

Send evaluation job to cluster.

**Parameters**

- **automl\_config** – Structure containing data passed from AutoMLSearch instance.
- **pipeline** (*pipeline.PipelineBase*) – Pipeline to evaluate.
- **X** (*pd.DataFrame*) – Input data for modeling.
- **y** (*pd.Series*) – Target data for modeling.
- **X\_holdout** (*pd.Series*) – Holdout input data for holdout scoring.
- **y\_holdout** (*pd.Series*) – Holdout target data for holdout scoring.

**Returns**

An object wrapping a reference to a future-like computation occurring in the dask cluster.

**Return type** DaskComputation

**submit\_scoring\_job**(*self*, *automl\_config*, *pipeline*, *X*, *y*, *objectives*, *X\_train=None*, *y\_train=None*)

Send scoring job to cluster.

**Parameters**

- **automl\_config** – Structure containing data passed from AutoMLSearch instance.
- **pipeline** (*pipeline.PipelineBase*) – Pipeline to train.
- **X** (*pd.DataFrame*) – Input data for modeling.
- **y** (*pd.Series*) – Target data for modeling.
- **X\_train** (*pd.DataFrame*) – Training features. Used for feature engineering in time series.
- **y\_train** (*pd.Series*) – Training target. Used for feature engineering in time series.
- **objectives** (*list[ObjectiveBase]*) – List of objectives to score on.

**Returns**

An object wrapping a reference to a future-like computation occurring in the dask cluster.

**Return type** DaskComputation

**submit\_training\_job**(*self*, *automl\_config*, *pipeline*, *X*, *y*)

Send training job to cluster.

**Parameters**

- **automl\_config** – Structure containing data passed from AutoMLSearch instance.
- **pipeline** (*pipeline.PipelineBase*) – Pipeline to train.
- **X** (*pd.DataFrame*) – Input data for modeling.
- **y** (*pd.Series*) – Target data for modeling.

**Returns**



An object wrapping a reference to a future-like computation occurring in the `dask` cluster.

**Return type** `DaskComputation`

**class** `evalml.automl.engine.EngineBase`

Base class for EvalML engines.

#### Methods

<code>setup_job_log</code>	Set up logger for job.
<code>submit_evaluation_job</code>	Submit job for pipeline evaluation during AutoMLSearch.
<code>submit_scoring_job</code>	Submit job for pipeline scoring.
<code>submit_training_job</code>	Submit job for pipeline training.

**static** `setup_job_log()`

Set up logger for job.

**abstract** `submit_evaluation_job(self, automl_config, pipeline, X, y, X_holdout=None, y_holdout=None)`

Submit job for pipeline evaluation during AutoMLSearch.

**abstract** `submit_scoring_job(self, automl_config, pipeline, X, y, objectives, X_train=None, y_train=None)`

Submit job for pipeline scoring.

**abstract** `submit_training_job(self, automl_config, pipeline, X, y, X_holdout=None, y_holdout=None)`

Submit job for pipeline training.

**class** `evalml.automl.engine.EngineComputation`

Wrapper around the result of a (possibly asynchronous) engine computation.

#### Methods

<code>cancel</code>	Cancel the computation.
<code>done</code>	Whether the computation is done.
<code>get_result</code>	Gets the computation result. Will block until the computation is finished.

**abstract** `cancel(self)`

Cancel the computation.

**abstract** `done(self)`

Whether the computation is done.

**abstract** `get_result(self)`

Gets the computation result. Will block until the computation is finished.

Raises Exception: If computation fails. Returns traceback.

`evalml.automl.engine.evaluate_pipeline(pipeline, automl_config, X, y, logger, X_holdout=None, y_holdout=None)`

Function submitted to the `submit_evaluation_job` engine method.

#### Parameters

- **pipeline** (*PipelineBase*) – The pipeline to score.
- **automl\_config** (*AutoMLConfig*) – The AutoMLSearch object, used to access config and the error callback.
- **X** (*pd.DataFrame*) – Training features.
- **y** (*pd.Series*) – Training target.
- **logger** – Logger object to write to.
- **X\_holdout** (*pd.DataFrame*) – Holdout set features.
- **y\_holdout** (*pd.DataFrame*) – Holdout set target.

**Returns**

First - A dict containing **cv\_score\_mean**, **cv\_scores**, **training\_time** and a **cv\_data** structure with details.  
Second - The pipeline class we trained and scored. Third - the job logger instance with all the recorded messages.

**Return type** tuple of three items

**class** evalml.automl.engine.**SequentialEngine**

The default engine for the AutoML search.

Trains and scores pipelines locally and sequentially.

**Methods**

<code>close</code>	No-op.
<code>setup_job_log</code>	Set up logger for job.
<code>submit_evaluation_job</code>	Submit a job to evaluate a pipeline.
<code>submit_scoring_job</code>	Submit a job to score a pipeline.
<code>submit_training_job</code>	Submit a job to train a pipeline.

**close**(*self*)

No-op.

**static setup\_job\_log**()

Set up logger for job.

**submit\_evaluation\_job**(*self*, *automl\_config*, *pipeline*, *X*, *y*, *X\_holdout=None*, *y\_holdout=None*)

Submit a job to evaluate a pipeline.

**Parameters**

- **automl\_config** – Structure containing data passed from AutoMLSearch instance.
- **pipeline** (*pipeline.PipelineBase*) – Pipeline to evaluate.
- **X** (*pd.DataFrame*) – Input data for modeling.
- **y** (*pd.Series*) – Target data for modeling.
- **X\_holdout** (*pd.Series*) – Holdout input data for holdout scoring.
- **y\_holdout** (*pd.Series*) – Holdout target data for holdout scoring.

**Returns** Computation result.

**Return type** SequentialComputation

**submit\_scoring\_job**(*self*, *automl\_config*, *pipeline*, *X*, *y*, *objectives*, *X\_train=None*, *y\_train=None*)

Submit a job to score a pipeline.

#### Parameters

- **automl\_config** – Structure containing data passed from AutoMLSearch instance.
- **pipeline** (*pipeline.PipelineBase*) – Pipeline to train.
- **X** (*pd.DataFrame*) – Input data for modeling.
- **y** (*pd.Series*) – Target data for modeling.
- **X\_train** (*pd.DataFrame*) – Training features. Used for feature engineering in time series.
- **y\_train** (*pd.Series*) – Training target. Used for feature engineering in time series.
- **objectives** (*list[ObjectiveBase]*) – List of objectives to score on.

**Returns** Computation result.

**Return type** SequentialComputation

**submit\_training\_job**(*self*, *automl\_config*, *pipeline*, *X*, *y*)

Submit a job to train a pipeline.

#### Parameters

- **automl\_config** – Structure containing data passed from AutoMLSearch instance.
- **pipeline** (*pipeline.PipelineBase*) – Pipeline to evaluate.
- **X** (*pd.DataFrame*) – Input data for modeling.
- **y** (*pd.Series*) – Target data for modeling.

**Returns** Computation result.

**Return type** SequentialComputation

**evalml.automl.engine.train\_and\_score\_pipeline**(*pipeline*, *automl\_config*, *full\_X\_train*, *full\_y\_train*, *logger*, *X\_holdout=None*, *y\_holdout=None*)

Given a pipeline, config and data, train and score the pipeline and return the CV or TV scores.

#### Parameters

- **pipeline** (*PipelineBase*) – The pipeline to score.
- **automl\_config** (*AutoMLSearch*) – The AutoMLSearch object, used to access config and the error callback.
- **full\_X\_train** (*pd.DataFrame*) – Training features.
- **full\_y\_train** (*pd.Series*) – Training target.
- **logger** – Logger object to write to.
- **X\_holdout** (*pd.DataFrame*) – Holdout set features.
- **y\_holdout** (*pd.DataFrame*) – Holdout set target.

**Raises Exception** – If there are missing target values in the training set after data split.

#### Returns

**First** - A dict containing **cv\_score\_mean**, **cv\_scores**, **training\_time** and a **cv\_data** structure with details.  
**Second** - The pipeline class we trained and scored. **Third** - the job logger instance with all the recorded messages.

**Return type** tuple of three items

`evalml.automl.engine.train_pipeline(pipeline, X, y, automl_config, schema=True, get_hashes=False)`

Train a pipeline and tune the threshold if necessary.

**Parameters**

- **pipeline** (*PipelineBase*) – Pipeline to train.
- **X** (*pd.DataFrame*) – Features to train on.
- **y** (*pd.Series*) – Target to train on.
- **automl\_config** (*AutoMLSearch*) – The AutoMLSearch object, used to access config and the error callback.
- **schema** (*bool*) – Whether to use the schemas for X and y. Defaults to True.
- **get\_hashes** (*bool*) – Whether to return the hashes of the data used to train (and potentially threshold). Defaults to False

**Returns** A trained pipeline instance. hash (optional): The hash of the input data indices, only returned when get\_hashes is True.

**Return type** pipeline (*PipelineBase*)

## Submodules

### `automl_search`

EvalML's core AutoML object.

## Module Contents

### Classes Summary

---

<code>AutoMLSearch</code>	Automated Pipeline search.
---------------------------	----------------------------

---

### Functions

---

<code>build_engine_from_str</code>	Function that converts a convenience string for an parallel engine type and returns an instance of that engine.
<code>search</code>	Given data and configuration, run an automl search.
<code>search_iterative</code>	Given data and configuration, run an automl search.

---

## Contents

```
class evalml.automl.automl_search.AutoMLSearch(X_train=None, y_train=None, X_holdout=None,
                                              y_holdout=None, problem_type=None,
                                              objective='auto', max_iterations=None,
                                              max_time=None, patience=None, tolerance=None,
                                              data_splitter=None,
                                              allowed_component_graphs=None,
                                              allowed_model_families=None,
                                              excluded_model_families=None, features=None,
                                              run_feature_selection=True,
                                              start_iteration_callback=None,
                                              add_result_callback=None, error_callback=None,
                                              additional_objectives=None,
                                              alternate_thresholding_objective='F1',
                                              random_seed=0, n_jobs=-1, tuner_class=None,
                                              optimize_thresholds=True, ensembling=False,
                                              max_batches=None, problem_configuration=None,
                                              train_best_pipeline=True, search_parameters=None,
                                              sampler_method='auto',
                                              sampler_balanced_ratio=0.25,
                                              allow_long_running_models=False,
                                              _pipelines_per_batch=5, automl_algorithm='default',
                                              engine='sequential', verbose=False, timing=False,
                                              exclude_featurizers=None, holdout_set_size=0,
                                              use_recommendation=False,
                                              include_recommendation=None,
                                              exclude_recommendation=None)
```

Automated Pipeline search.

### Parameters

- **X\_train** (*pd.DataFrame*) – The input training data of shape [n\_samples, n\_features]. Required.
- **y\_train** (*pd.Series*) – The target training data of length [n\_samples]. Required for supervised learning tasks.
- **X\_holdout** (*pd.DataFrame*) – The input holdout data of shape [n\_samples, n\_features].
- **y\_holdout** (*pd.Series*) – The target holdout data of length [n\_samples].
- **problem\_type** (*str* or *ProblemTypes*) – Type of supervised learning problem. See `evalml.problem_types.ProblemType.all_problem_types` for a full list.
- **objective** (*str*, *ObjectiveBase*) – The objective to optimize for. Used to propose and rank pipelines, but not for optimizing each pipeline during fit-time. When set to 'auto', chooses: - `LogLossBinary` for binary classification problems, - `LogLossMulticlass` for multiclass classification problems, and - `R2` for regression problems.
- **max\_iterations** (*int*) – Maximum number of iterations to search. If `max_iterations` and `max_time` is not set, then `max_iterations` will default to `max_iterations` of 5.
- **max\_time** (*int*, *str*) – Maximum time to search for pipelines. This will not start a new pipeline search after the duration has elapsed. If it is an integer, then the time will be in seconds. For strings, time can be specified as seconds, minutes, or hours.

- **patience** (*int*) – Number of iterations without improvement to stop search early. Must be positive. If None, early stopping is disabled. Defaults to None.
- **tolerance** (*float*) – Minimum percentage difference to qualify as score improvement for early stopping. Only applicable if patience is not None. Defaults to None.
- **allowed\_component\_graphs** (*dict*) – A dictionary of lists or ComponentGraphs indicating the component graphs allowed in the search. The format should follow { “Name\_0”: [list\_of\_components], “Name\_1”: ComponentGraph(...) }

The default of None indicates all pipeline component graphs for this problem type are allowed. Setting this field will cause allowed\_model\_families to be ignored.

e.g. allowed\_component\_graphs = { “My\_Graph”: [“Imputer”, “One Hot Encoder”, “Random Forest Classifier”] }

- **allowed\_model\_families** (*list(str, ModelFamily)*) – The model families to search. The default of None searches over all model families. Run evalml.pipelines.components.utils.allowed\_model\_families(“binary”) to see options. Change *binary* to *multiclass* or *regression* depending on the problem type. Note that if allowed\_pipelines is provided, this parameter will be ignored.
- **features** (*list*) – List of features to run DFS on AutoML pipelines. Defaults to None. Features will only be computed if the columns used by the feature exist in the search input and if the feature itself is not in search input. If features is an empty list, the DFS Transformer will not be included in pipelines.
- **run\_feature\_selection** (*bool*) – If True, will run a separate feature selection pipeline and only use selected features in subsequent batches. If False, will use all of the features for every pipeline. Only used for default algorithm, setting is no-op for iterative algorithm.
- **data\_splitter** (*sklearn.model\_selection.BaseCrossValidator*) – Data splitting method to use. Defaults to StratifiedKfold.
- **tuner\_class** – The tuner class to use. Defaults to SKOptTuner.
- **optimize\_thresholds** (*bool*) – Whether or not to optimize the binary pipeline threshold. Defaults to True.
- **start\_iteration\_callback** (*callable*) – Function called before each pipeline training iteration. Callback function takes three positional parameters: The pipeline instance and the AutoMLSearch object.
- **add\_result\_callback** (*callable*) – Function called after each pipeline training iteration. Callback function takes three positional parameters: A dictionary containing the training results for the new pipeline, an untrained\_pipeline containing the parameters used during training, and the AutoMLSearch object.
- **error\_callback** (*callable*) – Function called when *search()* errors and raises an Exception. Callback function takes three positional parameters: the Exception raised, the traceback, and the AutoMLSearch object. Must also accepts kwargs, so AutoMLSearch is able to pass along other appropriate parameters by default. Defaults to None, which will call *log\_error\_callback*.
- **additional\_objectives** (*list*) – Custom set of objectives to score on. Will override default objectives for problem type if not empty.
- **alternate\_thresholding\_objective** (*str*) – The objective to use for thresholding binary classification pipelines if the main objective provided isn’t tuneable. Defaults to F1.
- **random\_seed** (*int*) – Seed for the random number generator. Defaults to 0.

- **n\_jobs** (*int or None*) – Non-negative integer describing level of parallelism used for pipelines. None and 1 are equivalent. If set to -1, all CPUs are used. For n\_jobs below -1, (n\_cpus + 1 + n\_jobs) are used.
- **ensembling** (*boolean*) – If True, runs ensembling in a separate batch after every allowed pipeline class has been iterated over. If the number of unique pipelines to search over per batch is one, ensembling will not run. Defaults to False.
- **max\_batches** (*int*) – The maximum number of batches of pipelines to search. Parameters max\_time, and max\_iterations have precedence over stopping the search.
- **problem\_configuration** (*dict, None*) – Additional parameters needed to configure the search. For example, in time series problems, values should be passed in for the time\_index, gap, forecast\_horizon, and max\_delay variables.
- **train\_best\_pipeline** (*boolean*) – Whether or not to train the best pipeline before returning it. Defaults to True.
- **search\_parameters** (*dict*) – A dict of the hyperparameter ranges or pipeline parameters used to iterate over during search. Keys should consist of the component names and values should specify a singular value/list for pipeline parameters, or skopt.Space for hyperparameter ranges. In the example below, the Imputer parameters would be passed to the hyperparameter ranges, and the Label Encoder parameters would be used as the component parameter.  
 e.g. `search_parameters = { 'Imputer' : [{ 'numeric_impute_strategy': Categorical(['most_frequent', 'median']) },], 'Label Encoder': { 'positive_label': True } }`
- **sampler\_method** (*str*) – The data sampling component to use in the pipelines if the problem type is classification and the target balance is smaller than the sampler\_balanced\_ratio. Either 'auto', which will use our preferred sampler for the data, 'Undersampler', 'Oversampler', or None. Defaults to 'auto'.
- **sampler\_balanced\_ratio** (*float*) – The minority:majority class ratio that we consider balanced, so a 1:4 ratio would be equal to 0.25. If the class balance is larger than this provided value, then we will not add a sampler since the data is then considered balanced. Overrides the *sampler\_ratio* of the samplers. Defaults to 0.25.
- **allow\_long\_running\_models** (*bool*) – Whether or not to allow longer-running models for large multiclass problems. If False and no pipelines, component graphs, or model families are provided, AutoMLSearch will not use Elastic Net or XGBoost when there are more than 75 multiclass targets and will not use CatBoost when there are more than 150 multiclass targets. Defaults to False.
- **\_ensembling\_split\_size** (*float*) – The amount of the training data we'll set aside for training ensemble metalearners. Only used when ensembling is True. Must be between 0 and 1, exclusive. Defaults to 0.2
- **\_pipelines\_per\_batch** (*int*) – The number of pipelines to train for every batch after the first one. The first batch will train a baseline pipeline + one of each pipeline family allowed in the search.
- **automl\_algorithm** (*str*) – The automl algorithm to use. Currently the two choices are 'iterative' and 'default'. Defaults to *default*.
- **engine** (*EngineBase or str*) – The engine instance used to evaluate pipelines. Dask or concurrent.futures engines can also be chosen by providing a string from the list ["sequential", "cf\_threaded", "cf\_process", "dask\_threaded", "dask\_process"]. If a parallel engine is selected this way, the maximum amount of parallelism, as determined by the engine, will be used. Defaults to "sequential".

- **verbose** (*boolean*) – Whether or not to display semi-real-time updates to stdout while search is running. Defaults to False.
- **timing** (*boolean*) – Whether or not to write pipeline search times to the logger. Defaults to False.
- **exclude\_featurizers** (*list[str]*) – A list of featurizer components to exclude from the pipelines built by search. Valid options are “DatetimeFeaturizer”, “EmailFeaturizer”, “URLFeaturizer”, “NaturalLanguageFeaturizer”, “TimeSeriesFeaturizer”
- **excluded\_model\_families** (*list[ModelFamily]*) – A list of model families to exclude from the estimators used when building pipelines. For default algorithm, this only excludes estimators in the non-naive batches.
- **holdout\_set\_size** (*float*) – The size of the holdout set that AutoML search will take for datasets larger than 500 rows. If set to 0, holdout set will not be taken regardless of number of rows. Must be between 0 and 1, exclusive. Defaults to 0.1.
- **use\_recommendation** (*bool*) – Whether or not to use a recommendation score to rank pipelines instead of optimization objective. Defaults to False.
- **include\_recommendation** (*list[str]*) – A list of objectives to include beyond the defaults in the recommendation score. Defaults to None.
- **exclude\_recommendation** (*list[str]*) – A list of objectives to exclude from the defaults in the recommendation score. Defaults to None.

## Methods



<i>add_to_rankings</i>	Fits and evaluates a given pipeline then adds the results to the automl rankings with the requirement that automl search has been run.
<i>best_pipeline</i>	Returns a trained instance of the best pipeline and parameters found during automl search. If <i>train_best_pipeline</i> is set to False, returns an untrained pipeline instance.
<i>close_engine</i>	Function to explicitly close the engine, client, parallel resources.
<i>describe_pipeline</i>	Describe a pipeline.
<i>full_rankings</i>	Returns a pandas.DataFrame with scoring results from all pipelines searched.
<i>get_ensemble_input_pipelines</i>	Returns a list of input pipeline IDs given an ensemble pipeline ID.
<i>get_pipeline</i>	Given the ID of a pipeline training result, returns an untrained instance of the specified pipeline initialized with the parameters used to train that pipeline during automl search.
<i>get_recommendation_score_breakdown</i>	Reports the scores for the objectives used in the given pipeline's recommendation score calculation.
<i>get_recommendation_scores</i>	Calculates recommendation scores for all pipelines in the search results.
<i>load</i>	Loads AutoML object at file path.
<i>plot</i>	Return an instance of the plot with the latest scores.
<i>rankings</i>	Returns a pandas.DataFrame with scoring results from the highest-scoring set of parameters used with each pipeline.
<i>results</i>	Class that allows access to a copy of the results from <i>automl_search</i> .
<i>save</i>	Saves AutoML object at file path.
<i>score_pipelines</i>	Score a list of pipelines on the given holdout data.
<i>search</i>	Find the best pipeline for the data set.
<i>train_pipelines</i>	Train a list of pipelines on the training data.

**add\_to\_rankings(*self*, *pipeline*)**

Fits and evaluates a given pipeline then adds the results to the automl rankings with the requirement that automl search has been run.

**Parameters** *pipeline* (*PipelineBase*) – pipeline to train and evaluate.

**property best\_pipeline(*self*)**

Returns a trained instance of the best pipeline and parameters found during automl search. If *train\_best\_pipeline* is set to False, returns an untrained pipeline instance.

**Returns** A trained instance of the best pipeline and parameters found during automl search. If *train\_best\_pipeline* is set to False, returns an untrained pipeline instance.

**Return type** *PipelineBase*

**Raises** **PipelineNotFoundError** – If this is called before *.search()* is called.

**close\_engine(*self*)**

Function to explicitly close the engine, client, parallel resources.

**describe\_pipeline**(*self*, *pipeline\_id*, *return\_dict=False*)

Describe a pipeline.

**Parameters**

- **pipeline\_id** (*int*) – pipeline to describe
- **return\_dict** (*bool*) – If True, return dictionary of information about pipeline. Defaults to False.

**Returns** Description of specified pipeline. Includes information such as type of pipeline components, problem, training time, cross validation, etc.

**Raises** **PipelineNotFoundError** – If *pipeline\_id* is not a valid ID.

**property full\_rankings**(*self*)

Returns a pandas.DataFrame with scoring results from all pipelines searched.

**get\_ensembler\_input\_pipelines**(*self*, *ensemble\_pipeline\_id*)

Returns a list of input pipeline IDs given an ensembler pipeline ID.

**Parameters** **ensemble\_pipeline\_id** (*id*) – Ensemble pipeline ID to get input pipeline IDs from.

**Returns** A list of ensemble input pipeline IDs.

**Return type** list[int]

**Raises** **ValueError** – If *ensemble\_pipeline\_id* does not correspond to a valid ensemble pipeline ID.

**get\_pipeline**(*self*, *pipeline\_id*)

Given the ID of a pipeline training result, returns an untrained instance of the specified pipeline initialized with the parameters used to train that pipeline during automl search.

**Parameters** **pipeline\_id** (*int*) – Pipeline to retrieve.

**Returns** Untrained pipeline instance associated with the provided ID.

**Return type** PipelineBase

**Raises** **PipelineNotFoundError** – if *pipeline\_id* is not a valid ID.

**get\_recommendation\_score\_breakdown**(*self*, *pipeline\_id*)

Reports the scores for the objectives used in the given pipeline's recommendation score calculation.

Note that these scores are reported in their raw form, not scaled to be between 0 and 1.

**Parameters** **pipeline\_id** (*int*) – The id of the pipeline to get the recommendation score breakdown for.

**Returns** A dictionary of the scores for each objective used in the recommendation score calculation.

**Return type** dict

**get\_recommendation\_scores**(*self*, *priority=None*, *custom\_weights=None*, *use\_pipeline\_names=False*)

Calculates recommendation scores for all pipelines in the search results.

**Parameters**

- **priority** (*str*) – An optional name of a priority objective that should be given heavier weight (of 0.5) than the other objectives contributing to the score. Defaults to None, where all objectives are weighted equally.

- **custom\_weights** (*dict[str, float]*) – A dictionary mapping objective names to corresponding weights between 0 and 1. Should not be used at the same time as `prioritized_objective`. Defaults to `None`.
- **use\_pipeline\_names** (*bool*) – Whether or not to return the pipeline names instead of ids as the keys to the recommendation score dictionary. Defaults to `False`.

**Returns** A dictionary mapping pipeline IDs to recommendation scores

**static load**(*file\_path*, *pickle\_type*='cloudpickle')

Loads AutoML object at file path.

**Parameters**

- **file\_path** (*str*) – Location to find file to load
- **pickle\_type** (*{ "pickle", "cloudpickle" }*) – The pickling library to use. Currently not used since the standard pickle library can handle cloudpickles.

**Returns** AutoSearchBase object

**property plot**(*self*)

Return an instance of the plot with the latest scores.

**property rankings**(*self*)

Returns a pandas.DataFrame with scoring results from the highest-scoring set of parameters used with each pipeline.

**property results**(*self*)

Class that allows access to a copy of the results from *automl\_search*.

**Returns**

Dictionary containing *pipeline\_results*, a dict with results from each pipeline, and *search\_order*, a list describing the order the pipelines were searched.

**Return type** dict

**save**(*self*, *file\_path*, *pickle\_type*='cloudpickle', *pickle\_protocol*=cloudpickle.DEFAULT\_PROTOCOL)

Saves AutoML object at file path.

**Parameters**

- **file\_path** (*str*) – Location to save file.
- **pickle\_type** (*{ "pickle", "cloudpickle" }*) – The pickling library to use.
- **pickle\_protocol** (*int*) – The pickle data stream format.

**Raises ValueError** – If *pickle\_type* is not “pickle” or “cloudpickle”.

**score\_pipelines**(*self*, *pipelines*, *X\_holdout*, *y\_holdout*, *objectives*)

Score a list of pipelines on the given holdout data.

**Parameters**

- **pipelines** (*list[PipelineBase]*) – List of pipelines to train.
- **X\_holdout** (*pd.DataFrame*) – Holdout features.
- **y\_holdout** (*pd.Series*) – Holdout targets for scoring.
- **objectives** (*list[str], list[ObjectiveBase]*) – Objectives used for scoring.

**Returns** Dictionary keyed by pipeline name that maps to a dictionary of scores. Note that the any pipelines that error out during scoring will not be included in the dictionary but the exception and stacktrace will be displayed in the log.

**Return type** dict[str, Dict[str, float]]

**search**(*self*, *interactive\_plot=True*)

Find the best pipeline for the data set.

**Parameters** **interactive\_plot** (*boolean, True*) – Shows an iteration vs. score plot in Jupyter notebook. Disabled by default in non-Jupyter environments.

**Raises** **AutoMLSearchException** – If all pipelines in the current AutoML batch produced a score of np.nan on the primary objective.

**Returns** Dictionary keyed by batch number that maps to the timings for pipelines run in that batch, as well as the total time for each batch. Pipelines within a batch are labeled by pipeline name.

**Return type** Dict[int, Dict[str, Timestamp]]

**train\_pipelines**(*self*, *pipelines*)

Train a list of pipelines on the training data.

This can be helpful for training pipelines once the search is complete.

**Parameters** **pipelines** (*list[PipelineBase]*) – List of pipelines to train.

**Returns** Dictionary keyed by pipeline name that maps to the fitted pipeline. Note that the any pipelines that error out during training will not be included in the dictionary but the exception and stacktrace will be displayed in the log.

**Return type** Dict[str, PipelineBase]

`evalml.automl.automl_search.build_engine_from_str(engine_str)`

Function that converts a convenience string for an parallel engine type and returns an instance of that engine.

**Parameters** **engine\_str** (*str*) – String representing the requested engine.

**Returns** Instance of the requested engine.

**Return type** (EngineBase)

**Raises** **ValueError** – If engine\_str is not a valid engine.

`evalml.automl.automl_search.search(X_train=None, y_train=None, problem_type=None, objective='auto', mode='fast', max_time=None, patience=None, tolerance=None, problem_configuration=None, n_splits=3, verbose=False, timing=False)`

Given data and configuration, run an automl search.

This method will run EvalML's default suite of data checks. If the data checks produce errors, the data check results will be returned before running the automl search. In that case we recommend you alter your data to address these errors and try again. This method is provided for convenience. If you'd like more control over when each of these steps is run, consider making calls directly to the various pieces like the data checks and AutoMLSearch, instead of using this method.

**Parameters**

- **X\_train** (*pd.DataFrame*) – The input training data of shape [n\_samples, n\_features]. Required.

- **y\_train** (*pd.Series*) – The target training data of length [n\_samples]. Required for supervised learning tasks.
- **problem\_type** (*str or ProblemTypes*) – Type of supervised learning problem. See `evalml.problem_types.ProblemType.all_problem_types` for a full list.
- **objective** (*str, ObjectiveBase*) – The objective to optimize for. Used to propose and rank pipelines, but not for optimizing each pipeline during fit-time. When set to 'auto', chooses: - `LogLossBinary` for binary classification problems, - `LogLossMulticlass` for multiclass classification problems, and - `R2` for regression problems.
- **mode** (*str*) – mode for `DefaultAlgorithm`. There are two modes: fast and long, where fast is a subset of long. Please look at `DefaultAlgorithm` for more details.
- **max\_time** (*int, str*) – Maximum time to search for pipelines. This will not start a new pipeline search after the duration has elapsed. If it is an integer, then the time will be in seconds. For strings, time can be specified as seconds, minutes, or hours.
- **patience** (*int*) – Number of iterations without improvement to stop search early. Must be positive. If `None`, early stopping is disabled. Defaults to `None`.
- **tolerance** (*float*) – Minimum percentage difference to qualify as score improvement for early stopping. Only applicable if patience is not `None`. Defaults to `None`.
- **problem\_configuration** (*dict*) – Additional parameters needed to configure the search. For example, in time series problems, values should be passed in for the `time_index`, `gap`, `forecast_horizon`, and `max_delay` variables.
- **n\_splits** (*int*) – Number of splits to use with the default data splitter.
- **verbose** (*boolean*) – Whether or not to display semi-real-time updates to stdout while search is running. Defaults to `False`.
- **timing** (*boolean*) – Whether or not to write pipeline search times to the logger. Defaults to `False`.

**Returns** The automl search object containing pipelines and rankings, and the results from running the data checks. If the data check results contain errors, automl search will not be run and an automl search object will not be returned.

**Return type** (*AutoMLSearch*, dict)

**Raises** **ValueError** – If search configuration is not valid.

```
evalml.automl.automl_search.search_iterative(X_train=None, y_train=None, problem_type=None,
                                             objective='auto', problem_configuration=None,
                                             n_splits=3, timing=False, **kwargs)
```

Given data and configuration, run an automl search.

This method will run EvalML's default suite of data checks. If the data checks produce errors, the data check results will be returned before running the automl search. In that case we recommend you alter your data to address these errors and try again. This method is provided for convenience. If you'd like more control over when each of these steps is run, consider making calls directly to the various pieces like the data checks and `AutoMLSearch`, instead of using this method.

#### Parameters

- **X\_train** (*pd.DataFrame*) – The input training data of shape [n\_samples, n\_features]. Required.
- **y\_train** (*pd.Series*) – The target training data of length [n\_samples]. Required for supervised learning tasks.

- **problem\_type** (*str* or *ProblemTypes*) – Type of supervised learning problem. See `evalml.problem_types.ProblemType.all_problem_types` for a full list.
- **objective** (*str*, *ObjectiveBase*) – The objective to optimize for. Used to propose and rank pipelines, but not for optimizing each pipeline during fit-time. When set to 'auto', chooses: - `LogLossBinary` for binary classification problems, - `LogLossMulticlass` for multiclass classification problems, and - `R2` for regression problems.
- **problem\_configuration** (*dict*) – Additional parameters needed to configure the search. For example, in time series problems, values should be passed in for the `time_index`, `gap`, `forecast_horizon`, and `max_delay` variables.
- **n\_splits** (*int*) – Number of splits to use with the default data splitter.
- **timing** (*boolean*) – Whether or not to write pipeline search times to the logger. Defaults to `False`.
- **\*\*kwargs** – Other keyword arguments which are provided will be passed to `AutoMLSearch`.

**Returns** the automl search object containing pipelines and rankings, and the results from running the data checks. If the data check results contain errors, automl search will not be run and an automl search object will not be returned.

**Return type** (*AutoMLSearch*, *dict*)

**Raises** **ValueError** – If the search configuration is invalid.

## callbacks

Callbacks available to pass to AutoML.

## Module Contents

### Functions

<code>log_error_callback</code>	Logs the exception thrown as an error.
<code>raise_error_callback</code>	Raises the exception thrown by the <code>AutoMLSearch</code> object.
<code>silent_error_callback</code>	No-op.

### Attributes Summary

<code>logger</code>
---------------------

## Contents

`evalml automl callbacks.log_error_callback(exception, traceback, automl, **kwargs)`

Logs the exception thrown as an error.

Will not throw. This is the default behavior for AutoMLSearch.

### Parameters

- **exception** – Exception to log.
- **traceback** – Exception traceback to log.
- **automl** – AutoMLSearch object.
- **\*\*kwargs** – Other relevant keyword arguments to log.

`evalml automl callbacks.logger`

`evalml automl callbacks.raise_error_callback(exception, traceback, automl, **kwargs)`

Raises the exception thrown by the AutoMLSearch object.

Also logs the exception as an error.

### Parameters

- **exception** – Exception to log and raise.
- **traceback** – Exception traceback to log.
- **automl** – AutoMLSearch object.
- **\*\*kwargs** – Other relevant keyword arguments to log.

**Raises exception** – Raises the input exception.

`evalml automl callbacks.silent_error_callback(exception, traceback, automl, **kwargs)`

No-op.

## pipeline\_search\_plots

Plots displayed during pipeline search.

## Module Contents

### Classes Summary

<a href="#"><i>PipelineSearchPlots</i></a>	Plots for the AutoMLSearch class during search.
<a href="#"><i>SearchIterationPlot</i></a>	Search iteration plot.

## Contents

**class** evalml.automl.pipeline\_search\_plots.**PipelineSearchPlots**(*results, objective*)

Plots for the AutoMLSearch class during search.

### Parameters

- **results** (*dict*) – Dictionary of current results.
- **objective** (*ObjectiveBase*) – Objective that AutoML is optimizing for.

### Methods

---

<i>search_iteration_plot</i>	Shows a plot of the best score at each iteration using data gathered during training.
------------------------------	---

---

**search\_iteration\_plot**(*self, interactive\_plot=False*)

Shows a plot of the best score at each iteration using data gathered during training.

**Parameters** **interactive\_plot** (*bool*) – Whether or not to show an interactive plot. Defaults to False.

**Returns** plot

**Raises** **ValueError** – If engine\_str is not a valid engine.

**class** evalml.automl.pipeline\_search\_plots.**SearchIterationPlot**(*results, objective*)

Search iteration plot.

### Parameters

- **results** (*dict*) – Dictionary of current results.
- **objective** (*ObjectiveBase*) – Objective that AutoML is optimizing for.

### Methods

---

<i>update</i>	Update the search plot.
---------------	-------------------------

---

**update**(*self, results, objective*)

Update the search plot.

## progress

Progress abstraction holding stopping criteria and progress information.

## Module Contents

### Classes Summary

---

<i>Progress</i>	Progress object holding stopping criteria and progress information.
-----------------	---

---



## Contents

**class** evalml.automl.progress.**Progress**(*max\_time=None, max\_batches=None, max\_iterations=None, patience=None, tolerance=None, automl\_algorithm=None, objective=None, verbose=False*)

Progress object holding stopping criteria and progress information.

### Parameters

- **max\_time** (*int*) – Maximum time to search for pipelines.
- **max\_iterations** (*int*) – Maximum number of iterations to search.
- **max\_batches** (*int*) – The maximum number of batches of pipelines to search. Parameters `max_time`, and `max_iterations` have precedence over stopping the search.
- **patience** (*int*) – Number of iterations without improvement to stop search early.
- **tolerance** (*float*) – Minimum percentage difference to qualify as score improvement for early stopping.
- **automl\_algorithm** (*str*) – The automl algorithm to use. Used to calculate iterations if `max_batches` is selected as stopping criteria.
- **objective** (*str, ObjectiveBase*) – The objective used in search.
- **verbose** (*boolean*) – Whether or not to log out stopping information.

### Methods

<i>elapsed</i>	Return time elapsed using the start time and current time.
<i>return_progress</i>	Return information about current and end state of each stopping criteria in order of priority.
<i>should_continue</i>	Given AutoML Results, return whether or not the search should continue.
<i>start_timing</i>	Sets start time to current time.

**elapsed**(*self*)

Return time elapsed using the start time and current time.

**return\_progress**(*self*)

Return information about current and end state of each stopping criteria in order of priority.

**Returns** list of dictionaries containing information of each stopping criteria.

**Return type** List[Dict[str, unit]]

**should\_continue**(*self, results, interrupted=False, mid\_batch=False*)

Given AutoML Results, return whether or not the search should continue.

### Parameters

- **results** (*dict*) – AutoMLSearch results.
- **interrupted** (*bool*) – whether AutoMLSearch was given an keyboard interrupt. Defaults to False.
- **mid\_batch** (*bool*) – whether this method was called while in the middle of a batch or not. Defaults to False.

**Returns** True if search should continue, False otherwise.

**Return type** bool

**start\_timing(*self*)**

Sets start time to current time.

## utils

Utilities useful in AutoML.

## Module Contents

### Functions

<i>check_all_pipeline_names_unique</i>	Checks whether all the pipeline names are unique.
<i>get_best_sampler_for_data</i>	Returns the name of the sampler component to use for AutoMLSearch.
<i>get_default_primary_search_objective</i>	Get the default primary search objective for a problem type.
<i>get_pipelines_from_component_graphs</i>	Returns created pipelines from passed component graphs based on the specified problem type.
<i>get_threshold_tuning_info</i>	Determine for a given automl config and pipeline what the threshold tuning objective should be and whether or not training data should be further split to achieve proper threshold tuning.
<i>make_data_splitter</i>	Given the training data and ML problem parameters, compute a data splitting method to use during AutoML search.
<i>resplit_training_data</i>	Further split the training data for a given pipeline. This is needed for binary pipelines in order to properly tune the threshold.
<i>tune_binary_threshold</i>	Tunes the threshold of a binary pipeline to the X and y thresholding data.

### Attributes Summary

<i>AutoMLConfig</i>
---------------------

---

## Contents

`evalml automl utils.AutoMLConfig`

`evalml automl utils.check_all_pipeline_names_unique(pipelines)`

Checks whether all the pipeline names are unique.

**Parameters** `pipelines` (*list*[*PipelineBase*]) – List of pipelines to check if all names are unique.

**Raises** `ValueError` – If any pipeline names are duplicated.

`evalml automl utils.get_best_sampler_for_data(X, y, sampler_method, sampler_balanced_ratio)`

Returns the name of the sampler component to use for AutoMLSearch.

**Parameters**

- `X` (*pd.DataFrame*) – The input feature data
- `y` (*pd.Series*) – The input target data
- `sampler_method` (*str*) – The `sampler_type` argument passed to AutoMLSearch
- `sampler_balanced_ratio` (*float*) – The ratio of min:majority targets that we would consider balanced, or should balance the classes to.

**Returns** The string name of the sampling component to use, or None if no sampler is necessary

**Return type** `str`, `None`

`evalml automl utils.get_default_primary_search_objective(problem_type)`

Get the default primary search objective for a problem type.

**Parameters** `problem_type` (*str* or *ProblemType*) – Problem type of interest.

**Returns** primary objective instance for the problem type.

**Return type** `ObjectiveBase`

`evalml automl utils.get_pipelines_from_component_graphs(component_graphs_dict, problem_type, parameters=None, random_seed=0)`

Returns created pipelines from passed component graphs based on the specified problem type.

**Parameters**

- `component_graphs_dict` (*dict*) – The dict of component graphs.
- `problem_type` (*str* or *ProblemType*) – The problem type for which pipelines will be created.
- `parameters` (*dict*) – Pipeline-level parameters that should be passed to the proposed pipelines. Defaults to None.
- `random_seed` (*int*) – Random seed. Defaults to 0.

**Returns** List of pipelines made from the passed component graphs.

**Return type** `list`

`evalml automl utils.get_threshold_tuning_info(automl_config, pipeline)`

Determine for a given automl config and pipeline what the threshold tuning objective should be and whether or not training data should be further split to achieve proper threshold tuning.

Can also be used after automl search has been performed to determine whether the full training data was used to train the pipeline.

**Parameters**

- **automl\_config** ([AutoMLConfig](#)) – The AutoMLSearch’s config object. Used to determine threshold tuning objective and whether data needs resplitting.
- **pipeline** ([Pipeline](#)) – The pipeline instance to Threshold.

**Returns** threshold\_tuning\_objective, data\_needs\_resplitting (str, bool)

`evalml.automl.utils.make_data_splitter(X, y, problem_type, problem_configuration=None, n_splits=3, shuffle=True, random_seed=0)`

Given the training data and ML problem parameters, compute a data splitting method to use during AutoML search.

**Parameters**

- **X** (*pd.DataFrame*) – The input training data of shape [n\_samples, n\_features].
- **y** (*pd.Series*) – The target training data of length [n\_samples].
- **problem\_type** (*ProblemType*) – The type of machine learning problem.
- **problem\_configuration** (*dict, None*) – Additional parameters needed to configure the search. For example, in time series problems, values should be passed in for the `time_index`, `gap`, and `max_delay` variables. Defaults to `None`.
- **n\_splits** (*int, None*) – The number of CV splits, if applicable. Defaults to 3.
- **shuffle** (*bool*) – Whether or not to shuffle the data before splitting, if applicable. Defaults to `True`.
- **random\_seed** (*int*) – Seed for the random number generator. Defaults to 0.

**Returns** Data splitting method.

**Return type** `sklearn.model_selection.BaseCrossValidator`

**Raises** **ValueError** – If `problem_configuration` is not given for a time-series problem.

`evalml.automl.utils.resplit_training_data(pipeline, X_train, y_train)`

Further split the training data for a given pipeline. This is needed for binary pipelines in order to properly tune the threshold.

Can be used after automl search has been performed to recreate the data that was used to train a pipeline.

**Parameters**

- **pipeline** (*PipelineBase*) – the pipeline whose training data we are splitting
- **X\_train** (*pd.DataFrame or np.ndarray*) – training data of shape [n\_samples, n\_features]
- **y\_train** (*pd.Series, or np.ndarray*) – training target data of length [n\_samples]

**Returns** Feature and target data each split into train and threshold tuning sets.

**Return type** `pd.DataFrame, pd.DataFrame, pd.Series, pd.Series`

`evalml.automl.utils.tune_binary_threshold(pipeline, objective, problem_type, X_threshold_tuning, y_threshold_tuning, X=None, y=None)`

Tunes the threshold of a binary pipeline to the X and y thresholding data.

**Parameters**

- **pipeline** (*Pipeline*) – Pipeline instance to threshold.

- **objective** (*ObjectiveBase*) – The objective we want to tune with. If not tuneable and `best_pipeline` is `True`, will use F1.
- **problem\_type** (*ProblemType*) – The problem type of the pipeline.
- **X\_threshold\_tuning** (*pd.DataFrame*) – Features to which the pipeline will be tuned.
- **y\_threshold\_tuning** (*pd.Series*) – Target data to which the pipeline will be tuned.
- **X** (*pd.DataFrame*) – Features to which the pipeline will be trained (used for time series binary). Defaults to `None`.
- **y** (*pd.Series*) – Target to which the pipeline will be trained (used for time series binary). Defaults to `None`.

## Package Contents

### Classes Summary

<i>AutoMLSearch</i>	Automated Pipeline search.
<i>EngineBase</i>	Base class for EvalML engines.
<i>Progress</i>	Progress object holding stopping criteria and progress information.
<i>SequentialEngine</i>	The default engine for the AutoML search.

### Functions

<i>get_default_primary_search_objective</i>	Get the default primary search objective for a problem type.
<i>get_threshold_tuning_info</i>	Determine for a given automl config and pipeline what the threshold tuning objective should be and whether or not training data should be further split to achieve proper threshold tuning.
<i>make_data_splitter</i>	Given the training data and ML problem parameters, compute a data splitting method to use during AutoML search.
<i>resplit_training_data</i>	Further split the training data for a given pipeline. This is needed for binary pipelines in order to properly tune the threshold.
<i>search</i>	Given data and configuration, run an automl search.
<i>search_iterative</i>	Given data and configuration, run an automl search.
<i>tune_binary_threshold</i>	Tunes the threshold of a binary pipeline to the X and y thresholding data.

## Contents

```
class evalml automl AutoMLSearch(X_train=None, y_train=None, X_holdout=None, y_holdout=None,
                                   problem_type=None, objective='auto', max_iterations=None,
                                   max_time=None, patience=None, tolerance=None, data_splitter=None,
                                   allowed_component_graphs=None, allowed_model_families=None,
                                   excluded_model_families=None, features=None,
                                   run_feature_selection=True, start_iteration_callback=None,
                                   add_result_callback=None, error_callback=None,
                                   additional_objectives=None, alternate_thresholding_objective='F1',
                                   random_seed=0, n_jobs=-1, tuner_class=None,
                                   optimize_thresholds=True, ensembling=False, max_batches=None,
                                   problem_configuration=None, train_best_pipeline=True,
                                   search_parameters=None, sampler_method='auto',
                                   sampler_balanced_ratio=0.25, allow_long_running_models=False,
                                   _pipelines_per_batch=5, automl_algorithm='default',
                                   engine='sequential', verbose=False, timing=False,
                                   exclude_featurizers=None, holdout_set_size=0,
                                   use_recommendation=False, include_recommendation=None,
                                   exclude_recommendation=None)
```

Automated Pipeline search.

### Parameters

- **X\_train** (*pd.DataFrame*) – The input training data of shape [n\_samples, n\_features]. Required.
- **y\_train** (*pd.Series*) – The target training data of length [n\_samples]. Required for supervised learning tasks.
- **X\_holdout** (*pd.DataFrame*) – The input holdout data of shape [n\_samples, n\_features].
- **y\_holdout** (*pd.Series*) – The target holdout data of length [n\_samples].
- **problem\_type** (*str* or *ProblemTypes*) – Type of supervised learning problem. See `evalml.problem_types.ProblemType.all_problem_types` for a full list.
- **objective** (*str*, *ObjectiveBase*) – The objective to optimize for. Used to propose and rank pipelines, but not for optimizing each pipeline during fit-time. When set to ‘auto’, chooses: - `LogLossBinary` for binary classification problems, - `LogLossMulticlass` for multiclass classification problems, and - `R2` for regression problems.
- **max\_iterations** (*int*) – Maximum number of iterations to search. If `max_iterations` and `max_time` is not set, then `max_iterations` will default to `max_iterations` of 5.
- **max\_time** (*int*, *str*) – Maximum time to search for pipelines. This will not start a new pipeline search after the duration has elapsed. If it is an integer, then the time will be in seconds. For strings, time can be specified as seconds, minutes, or hours.
- **patience** (*int*) – Number of iterations without improvement to stop search early. Must be positive. If `None`, early stopping is disabled. Defaults to `None`.
- **tolerance** (*float*) – Minimum percentage difference to qualify as score improvement for early stopping. Only applicable if `patience` is not `None`. Defaults to `None`.
- **allowed\_component\_graphs** (*dict*) – A dictionary of lists or `ComponentGraphs` indicating the component graphs allowed in the search. The format should follow { “Name\_0”: [list\_of\_components], “Name\_1”: `ComponentGraph(...)` }

The default of None indicates all pipeline component graphs for this problem type are allowed. Setting this field will cause `allowed_model_families` to be ignored.

e.g. `allowed_component_graphs = { "My_Graph": ["Imputer", "One Hot Encoder", "Random Forest Classifier"] }`

- **allowed\_model\_families** (*list(str, ModelFamily)*) – The model families to search. The default of None searches over all model families. Run `evalml.pipelines.components.utils.allowed_model_families("binary")` to see options. Change *binary* to *multiclass* or *regression* depending on the problem type. Note that if `allowed_pipelines` is provided, this parameter will be ignored.
- **features** (*list*) – List of features to run DFS on AutoML pipelines. Defaults to None. Features will only be computed if the columns used by the feature exist in the search input and if the feature itself is not in search input. If features is an empty list, the DFS Transformer will not be included in pipelines.
- **run\_feature\_selection** (*bool*) – If True, will run a separate feature selection pipeline and only use selected features in subsequent batches. If False, will use all of the features for every pipeline. Only used for default algorithm, setting is no-op for iterative algorithm.
- **data\_splitter** (*sklearn.model\_selection.BaseCrossValidator*) – Data splitting method to use. Defaults to StratifiedKFold.
- **tuner\_class** – The tuner class to use. Defaults to SKOptTuner.
- **optimize\_thresholds** (*bool*) – Whether or not to optimize the binary pipeline threshold. Defaults to True.
- **start\_iteration\_callback** (*callable*) – Function called before each pipeline training iteration. Callback function takes three positional parameters: The pipeline instance and the AutoMLSearch object.
- **add\_result\_callback** (*callable*) – Function called after each pipeline training iteration. Callback function takes three positional parameters: A dictionary containing the training results for the new pipeline, an untrained\_pipeline containing the parameters used during training, and the AutoMLSearch object.
- **error\_callback** (*callable*) – Function called when *search()* errors and raises an Exception. Callback function takes three positional parameters: the Exception raised, the traceback, and the AutoMLSearch object. Must also accepts kwargs, so AutoMLSearch is able to pass along other appropriate parameters by default. Defaults to None, which will call *log\_error\_callback*.
- **additional\_objectives** (*list*) – Custom set of objectives to score on. Will override default objectives for problem type if not empty.
- **alternate\_thresholding\_objective** (*str*) – The objective to use for thresholding binary classification pipelines if the main objective provided isn't tuneable. Defaults to F1.
- **random\_seed** (*int*) – Seed for the random number generator. Defaults to 0.
- **n\_jobs** (*int or None*) – Non-negative integer describing level of parallelism used for pipelines. None and 1 are equivalent. If set to -1, all CPUs are used. For `n_jobs` below -1, `(n_cpus + 1 + n_jobs)` are used.
- **ensembling** (*boolean*) – If True, runs ensembling in a separate batch after every allowed pipeline class has been iterated over. If the number of unique pipelines to search over per batch is one, ensembling will not run. Defaults to False.
- **max\_batches** (*int*) – The maximum number of batches of pipelines to search. Parameters `max_time`, and `max_iterations` have precedence over stopping the search.

- **problem\_configuration** (*dict*, *None*) – Additional parameters needed to configure the search. For example, in time series problems, values should be passed in for the `time_index`, `gap`, `forecast_horizon`, and `max_delay` variables.
- **train\_best\_pipeline** (*boolean*) – Whether or not to train the best pipeline before returning it. Defaults to `True`.
- **search\_parameters** (*dict*) – A dict of the hyperparameter ranges or pipeline parameters used to iterate over during search. Keys should consist of the component names and values should specify a singular value/list for pipeline parameters, or `skopt.Space` for hyperparameter ranges. In the example below, the Imputer parameters would be passed to the hyperparameter ranges, and the Label Encoder parameters would be used as the component parameter.  
  
e.g. `search_parameters = { 'Imputer': [{ 'numeric_impute_strategy': Categorical(['most_frequent', 'median']) },], 'Label Encoder': { 'positive_label': True } }`
- **sampler\_method** (*str*) – The data sampling component to use in the pipelines if the problem type is classification and the target balance is smaller than the `sampler_balanced_ratio`. Either `'auto'`, which will use our preferred sampler for the data, `'Undersampler'`, `'Oversampler'`, or `None`. Defaults to `'auto'`.
- **sampler\_balanced\_ratio** (*float*) – The minority:majority class ratio that we consider balanced, so a 1:4 ratio would be equal to 0.25. If the class balance is larger than this provided value, then we will not add a sampler since the data is then considered balanced. Overrides the `sampler_ratio` of the samplers. Defaults to 0.25.
- **allow\_long\_running\_models** (*bool*) – Whether or not to allow longer-running models for large multiclass problems. If `False` and no pipelines, component graphs, or model families are provided, `AutoMLSearch` will not use Elastic Net or XGBoost when there are more than 75 multiclass targets and will not use CatBoost when there are more than 150 multiclass targets. Defaults to `False`.
- **\_ensembling\_split\_size** (*float*) – The amount of the training data we'll set aside for training ensemble metalearners. Only used when `ensembling` is `True`. Must be between 0 and 1, exclusive. Defaults to 0.2
- **\_pipelines\_per\_batch** (*int*) – The number of pipelines to train for every batch after the first one. The first batch will train a baseline pipeline + one of each pipeline family allowed in the search.
- **automl\_algorithm** (*str*) – The automl algorithm to use. Currently the two choices are `'iterative'` and `'default'`. Defaults to `default`.
- **engine** (`EngineBase` or *str*) – The engine instance used to evaluate pipelines. Dask or `concurrent.futures` engines can also be chosen by providing a string from the list [`"sequential"`, `"cf_threaded"`, `"cf_process"`, `"dask_threaded"`, `"dask_process"`]. If a parallel engine is selected this way, the maximum amount of parallelism, as determined by the engine, will be used. Defaults to `"sequential"`.
- **verbose** (*boolean*) – Whether or not to display semi-real-time updates to `stdout` while search is running. Defaults to `False`.
- **timing** (*boolean*) – Whether or not to write pipeline search times to the logger. Defaults to `False`.
- **exclude\_featurizers** (*list[str]*) – A list of featurizer components to exclude from the pipelines built by search. Valid options are `"DatetimeFeaturizer"`, `"EmailFeaturizer"`, `"URLFeaturizer"`, `"NaturalLanguageFeaturizer"`, `"TimeSeriesFeaturizer"`



- **excluded\_model\_families** (*list[ModelFamily]*) – A list of model families to exclude from the estimators used when building pipelines. For default algorithm, this only excludes estimators in the non-naive batches.
- **holdout\_set\_size** (*float*) – The size of the holdout set that AutoML search will take for datasets larger than 500 rows. If set to 0, holdout set will not be taken regardless of number of rows. Must be between 0 and 1, exclusive. Defaults to 0.1.
- **use\_recommendation** (*bool*) – Whether or not to use a recommendation score to rank pipelines instead of optimization objective. Defaults to False.
- **include\_recommendation** (*list[str]*) – A list of objectives to include beyond the defaults in the recommendation score. Defaults to None.
- **exclude\_recommendation** (*list[str]*) – A list of objectives to exclude from the defaults in the recommendation score. Defaults to None.

## Methods

<i>add_to_rankings</i>	Fits and evaluates a given pipeline then adds the results to the automl rankings with the requirement that automl search has been run.
<i>best_pipeline</i>	Returns a trained instance of the best pipeline and parameters found during automl search. If <i>train_best_pipeline</i> is set to False, returns an untrained pipeline instance.
<i>close_engine</i>	Function to explicitly close the engine, client, parallel resources.
<i>describe_pipeline</i>	Describe a pipeline.
<i>full_rankings</i>	Returns a pandas.DataFrame with scoring results from all pipelines searched.
<i>get_ensemble_input_pipelines</i>	Returns a list of input pipeline IDs given an ensemble pipeline ID.
<i>get_pipeline</i>	Given the ID of a pipeline training result, returns an untrained instance of the specified pipeline initialized with the parameters used to train that pipeline during automl search.
<i>get_recommendation_score_breakdown</i>	Reports the scores for the objectives used in the given pipeline's recommendation score calculation.
<i>get_recommendation_scores</i>	Calculates recommendation scores for all pipelines in the search results.
<i>load</i>	Loads AutoML object at file path.
<i>plot</i>	Return an instance of the plot with the latest scores.
<i>rankings</i>	Returns a pandas.DataFrame with scoring results from the highest-scoring set of parameters used with each pipeline.
<i>results</i>	Class that allows access to a copy of the results from <i>automl_search</i> .
<i>save</i>	Saves AutoML object at file path.
<i>score_pipelines</i>	Score a list of pipelines on the given holdout data.
<i>search</i>	Find the best pipeline for the data set.
<i>train_pipelines</i>	Train a list of pipelines on the training data.

### **add\_to\_rankings**(*self, pipeline*)

Fits and evaluates a given pipeline then adds the results to the automl rankings with the requirement that

automl search has been run.

**Parameters** `pipeline` (*PipelineBase*) – pipeline to train and evaluate.

**property** `best_pipeline`(*self*)

Returns a trained instance of the best pipeline and parameters found during automl search. If *train\_best\_pipeline* is set to False, returns an untrained pipeline instance.

**Returns** A trained instance of the best pipeline and parameters found during automl search. If *train\_best\_pipeline* is set to False, returns an untrained pipeline instance.

**Return type** PipelineBase

**Raises** `PipelineNotFoundError` – If this is called before `.search()` is called.

**close\_engine**(*self*)

Function to explicitly close the engine, client, parallel resources.

**describe\_pipeline**(*self*, *pipeline\_id*, *return\_dict=False*)

Describe a pipeline.

**Parameters**

- **pipeline\_id** (*int*) – pipeline to describe
- **return\_dict** (*bool*) – If True, return dictionary of information about pipeline. Defaults to False.

**Returns** Description of specified pipeline. Includes information such as type of pipeline components, problem, training time, cross validation, etc.

**Raises** `PipelineNotFoundError` – If *pipeline\_id* is not a valid ID.

**property** `full_rankings`(*self*)

Returns a pandas.DataFrame with scoring results from all pipelines searched.

**get\_ensemble\_input\_pipelines**(*self*, *ensemble\_pipeline\_id*)

Returns a list of input pipeline IDs given an ensemble pipeline ID.

**Parameters** `ensemble_pipeline_id` (*id*) – Ensemble pipeline ID to get input pipeline IDs from.

**Returns** A list of ensemble input pipeline IDs.

**Return type** list[int]

**Raises** `ValueError` – If *ensemble\_pipeline\_id* does not correspond to a valid ensemble pipeline ID.

**get\_pipeline**(*self*, *pipeline\_id*)

Given the ID of a pipeline training result, returns an untrained instance of the specified pipeline initialized with the parameters used to train that pipeline during automl search.

**Parameters** `pipeline_id` (*int*) – Pipeline to retrieve.

**Returns** Untrained pipeline instance associated with the provided ID.

**Return type** PipelineBase

**Raises** `PipelineNotFoundError` – if *pipeline\_id* is not a valid ID.

**get\_recommendation\_score\_breakdown**(*self*, *pipeline\_id*)

Reports the scores for the objectives used in the given pipeline's recommendation score calculation.

Note that these scores are reported in their raw form, not scaled to be between 0 and 1.

**Parameters** `pipeline_id (int)` – The id of the pipeline to get the recommendation score breakdown for.

**Returns** A dictionary of the scores for each objective used in the recommendation score calculation.

**Return type** dict

**get\_recommendation\_scores**(*self*, *priority=None*, *custom\_weights=None*, *use\_pipeline\_names=False*)

Calculates recommendation scores for all pipelines in the search results.

**Parameters**

- **priority** (*str*) – An optional name of a priority objective that should be given heavier weight (of 0.5) than the other objectives contributing to the score. Defaults to None, where all objectives are weighted equally.
- **custom\_weights** (*dict[str, float]*) – A dictionary mapping objective names to corresponding weights between 0 and 1. Should not be used at the same time as prioritized\_objective. Defaults to None.
- **use\_pipeline\_names** (*bool*) – Whether or not to return the pipeline names instead of ids as the keys to the recommendation score dictionary. Defaults to False.

**Returns** A dictionary mapping pipeline IDs to recommendation scores

**static load**(*file\_path*, *pickle\_type='cloudpickle'*)

Loads AutoML object at file path.

**Parameters**

- **file\_path** (*str*) – Location to find file to load
- **pickle\_type** (*{ "pickle", "cloudpickle" }*) – The pickling library to use. Currently not used since the standard pickle library can handle cloudpickles.

**Returns** AutoSearchBase object

**property plot**(*self*)

Return an instance of the plot with the latest scores.

**property rankings**(*self*)

Returns a pandas.DataFrame with scoring results from the highest-scoring set of parameters used with each pipeline.

**property results**(*self*)

Class that allows access to a copy of the results from *automl\_search*.

**Returns**

Dictionary containing *pipeline\_results*, a dict with results from each pipeline, and *search\_order*, a list describing the order the pipelines were searched.

**Return type** dict

**save**(*self*, *file\_path*, *pickle\_type='cloudpickle'*, *pickle\_protocol=cloudpickle.DEFAULT\_PROTOCOL*)

Saves AutoML object at file path.

**Parameters**

- **file\_path** (*str*) – Location to save file.
- **pickle\_type** (*{ "pickle", "cloudpickle" }*) – The pickling library to use.
- **pickle\_protocol** (*int*) – The pickle data stream format.

**Raises `ValueError`** – If `pickle_type` is not “pickle” or “cloudpickle”.

**`score_pipelines`**(*self*, *pipelines*, *X\_holdout*, *y\_holdout*, *objectives*)

Score a list of pipelines on the given holdout data.

**Parameters**

- **`pipelines`** (*list* [*PipelineBase*]) – List of pipelines to train.
- **`X_holdout`** (*pd.DataFrame*) – Holdout features.
- **`y_holdout`** (*pd.Series*) – Holdout targets for scoring.
- **`objectives`** (*list* [*str*], *list* [*ObjectiveBase*]) – Objectives used for scoring.

**Returns** Dictionary keyed by pipeline name that maps to a dictionary of scores. Note that the any pipelines that error out during scoring will not be included in the dictionary but the exception and stacktrace will be displayed in the log.

**Return type** dict[str, Dict[str, float]]

**`search`**(*self*, *interactive\_plot=True*)

Find the best pipeline for the data set.

**Parameters `interactive_plot`** (*boolean*, *True*) – Shows an iteration vs. score plot in Jupyter notebook. Disabled by default in non-Jupyter environments.

**Raises `AutoMLSearchException`** – If all pipelines in the current AutoML batch produced a score of np.nan on the primary objective.

**Returns** Dictionary keyed by batch number that maps to the timings for pipelines run in that batch, as well as the total time for each batch. Pipelines within a batch are labeled by pipeline name.

**Return type** Dict[int, Dict[str, Timestamp]]

**`train_pipelines`**(*self*, *pipelines*)

Train a list of pipelines on the training data.

This can be helpful for training pipelines once the search is complete.

**Parameters `pipelines`** (*list* [*PipelineBase*]) – List of pipelines to train.

**Returns** Dictionary keyed by pipeline name that maps to the fitted pipeline. Note that the any pipelines that error out during training will not be included in the dictionary but the exception and stacktrace will be displayed in the log.

**Return type** Dict[str, PipelineBase]

**class** evalml.automl.**EngineBase**

Base class for EvalML engines.

**Methods**

<code>setup_job_log</code>	Set up logger for job.
<code>submit_evaluation_job</code>	Submit job for pipeline evaluation during AutoMLSearch.
<code>submit_scoring_job</code>	Submit job for pipeline scoring.
<code>submit_training_job</code>	Submit job for pipeline training.

**static** `setup_job_log`()

Set up logger for job.

**abstract submit\_evaluation\_job**(*self*, *automl\_config*, *pipeline*, *X*, *y*, *X\_holdout=None*, *y\_holdout=None*)

Submit job for pipeline evaluation during AutoMLSearch.

**abstract submit\_scoring\_job**(*self*, *automl\_config*, *pipeline*, *X*, *y*, *objectives*, *X\_train=None*, *y\_train=None*)

Submit job for pipeline scoring.

**abstract submit\_training\_job**(*self*, *automl\_config*, *pipeline*, *X*, *y*, *X\_holdout=None*, *y\_holdout=None*)

Submit job for pipeline training.

`evalml.automl.get_default_primary_search_objective(problem_type)`

Get the default primary search objective for a problem type.

**Parameters** *problem\_type* (*str* or *ProblemType*) – Problem type of interest.

**Returns** primary objective instance for the problem type.

**Return type** ObjectiveBase

`evalml.automl.get_threshold_tuning_info(automl_config, pipeline)`

Determine for a given automl config and pipeline what the threshold tuning objective should be and whether or not training data should be further split to achieve proper threshold tuning.

Can also be used after automl search has been performed to determine whether the full training data was used to train the pipeline.

**Parameters**

- **automl\_config** (*AutoMLConfig*) – The AutoMLSearch’s config object. Used to determine threshold tuning objective and whether data needs resplitting.
- **pipeline** (*Pipeline*) – The pipeline instance to Threshold.

**Returns** threshold\_tuning\_objective, data\_needs\_resplitting (*str*, *bool*)

`evalml.automl.make_data_splitter(X, y, problem_type, problem_configuration=None, n_splits=3, shuffle=True, random_seed=0)`

Given the training data and ML problem parameters, compute a data splitting method to use during AutoML search.

**Parameters**

- **X** (*pd.DataFrame*) – The input training data of shape [n\_samples, n\_features].
- **y** (*pd.Series*) – The target training data of length [n\_samples].
- **problem\_type** (*ProblemType*) – The type of machine learning problem.
- **problem\_configuration** (*dict*, *None*) – Additional parameters needed to configure the search. For example, in time series problems, values should be passed in for the time\_index, gap, and max\_delay variables. Defaults to None.
- **n\_splits** (*int*, *None*) – The number of CV splits, if applicable. Defaults to 3.
- **shuffle** (*bool*) – Whether or not to shuffle the data before splitting, if applicable. Defaults to True.
- **random\_seed** (*int*) – Seed for the random number generator. Defaults to 0.

**Returns** Data splitting method.

**Return type** sklearn.model\_selection.BaseCrossValidator

**Raises `ValueError`** – If `problem_configuration` is not given for a time-series problem.

```
class evalml.automl.Progress(max_time=None, max_batches=None, max_iterations=None, patience=None,
                             tolerance=None, automl_algorithm=None, objective=None, verbose=False)
```

Progress object holding stopping criteria and progress information.

#### Parameters

- **`max_time`** (*int*) – Maximum time to search for pipelines.
- **`max_iterations`** (*int*) – Maximum number of iterations to search.
- **`max_batches`** (*int*) – The maximum number of batches of pipelines to search. Parameters `max_time`, and `max_iterations` have precedence over stopping the search.
- **`patience`** (*int*) – Number of iterations without improvement to stop search early.
- **`tolerance`** (*float*) – Minimum percentage difference to qualify as score improvement for early stopping.
- **`automl_algorithm`** (*str*) – The automl algorithm to use. Used to calculate iterations if `max_batches` is selected as stopping criteria.
- **`objective`** (*str*, *ObjectiveBase*) – The objective used in search.
- **`verbose`** (*boolean*) – Whether or not to log out stopping information.

#### Methods

<code>elapsed</code>	Return time elapsed using the start time and current time.
<code>return_progress</code>	Return information about current and end state of each stopping criteria in order of priority.
<code>should_continue</code>	Given AutoML Results, return whether or not the search should continue.
<code>start_timing</code>	Sets start time to current time.

**`elapsed(self)`**

Return time elapsed using the start time and current time.

**`return_progress(self)`**

Return information about current and end state of each stopping criteria in order of priority.

**Returns** list of dictionaries containing information of each stopping criteria.

**Return type** List[Dict[str, unit]]

**`should_continue(self, results, interrupted=False, mid_batch=False)`**

Given AutoML Results, return whether or not the search should continue.

#### Parameters

- **`results`** (*dict*) – AutoMLSearch results.
- **`interrupted`** (*bool*) – whether AutoMLSearch was given an keyboard interrupt. Defaults to False.
- **`mid_batch`** (*bool*) – whether this method was called while in the middle of a batch or not. Defaults to False.

**Returns** True if search should continue, False otherwise.

**Return type** bool

**start\_timing(*self*)**

Sets start time to current time.

**evalml.automl.resplit\_training\_data(*pipeline*, *X\_train*, *y\_train*)**

Further split the training data for a given pipeline. This is needed for binary pipelines in order to properly tune the threshold.

Can be used after automl search has been performed to recreate the data that was used to train a pipeline.

**Parameters**

- **pipeline** (*PipelineBase*) – the pipeline whose training data we are splitting
- **X\_train** (*pd.DataFrame* or *np.ndarray*) – training data of shape [n\_samples, n\_features]
- **y\_train** (*pd.Series*, or *np.ndarray*) – training target data of length [n\_samples]

**Returns** Feature and target data each split into train and threshold tuning sets.

**Return type** *pd.DataFrame*, *pd.DataFrame*, *pd.Series*, *pd.Series*

**evalml.automl.search(*X\_train=None*, *y\_train=None*, *problem\_type=None*, *objective='auto'*, *mode='fast'*, *max\_time=None*, *patience=None*, *tolerance=None*, *problem\_configuration=None*, *n\_splits=3*, *verbose=False*, *timing=False*)**

Given data and configuration, run an automl search.

This method will run EvalML's default suite of data checks. If the data checks produce errors, the data check results will be returned before running the automl search. In that case we recommend you alter your data to address these errors and try again. This method is provided for convenience. If you'd like more control over when each of these steps is run, consider making calls directly to the various pieces like the data checks and `AutoMLSearch`, instead of using this method.

**Parameters**

- **X\_train** (*pd.DataFrame*) – The input training data of shape [n\_samples, n\_features]. Required.
- **y\_train** (*pd.Series*) – The target training data of length [n\_samples]. Required for supervised learning tasks.
- **problem\_type** (*str* or *ProblemTypes*) – Type of supervised learning problem. See `evalml.problem_types.ProblemType.all_problem_types` for a full list.
- **objective** (*str*, *ObjectiveBase*) – The objective to optimize for. Used to propose and rank pipelines, but not for optimizing each pipeline during fit-time. When set to 'auto', chooses: - `LogLossBinary` for binary classification problems, - `LogLossMulticlass` for multiclass classification problems, and - `R2` for regression problems.
- **mode** (*str*) – mode for `DefaultAlgorithm`. There are two modes: fast and long, where fast is a subset of long. Please look at `DefaultAlgorithm` for more details.
- **max\_time** (*int*, *str*) – Maximum time to search for pipelines. This will not start a new pipeline search after the duration has elapsed. If it is an integer, then the time will be in seconds. For strings, time can be specified as seconds, minutes, or hours.
- **patience** (*int*) – Number of iterations without improvement to stop search early. Must be positive. If `None`, early stopping is disabled. Defaults to `None`.
- **tolerance** (*float*) – Minimum percentage difference to qualify as score improvement for early stopping. Only applicable if patience is not `None`. Defaults to `None`.

- **problem\_configuration** (*dict*) – Additional parameters needed to configure the search. For example, in time series problems, values should be passed in for the `time_index`, `gap`, `forecast_horizon`, and `max_delay` variables.
- **n\_splits** (*int*) – Number of splits to use with the default data splitter.
- **verbose** (*boolean*) – Whether or not to display semi-real-time updates to stdout while search is running. Defaults to False.
- **timing** (*boolean*) – Whether or not to write pipeline search times to the logger. Defaults to False.

**Returns** The automl search object containing pipelines and rankings, and the results from running the data checks. If the data check results contain errors, automl search will not be run and an automl search object will not be returned.

**Return type** (*AutoMLSearch*, dict)

**Raises** **ValueError** – If search configuration is not valid.

```
evalml.automl.search_iterative(X_train=None, y_train=None, problem_type=None, objective='auto',
                               problem_configuration=None, n_splits=3, timing=False, **kwargs)
```

Given data and configuration, run an automl search.

This method will run EvalML's default suite of data checks. If the data checks produce errors, the data check results will be returned before running the automl search. In that case we recommend you alter your data to address these errors and try again. This method is provided for convenience. If you'd like more control over when each of these steps is run, consider making calls directly to the various pieces like the data checks and AutoMLSearch, instead of using this method.

#### Parameters

- **X\_train** (*pd.DataFrame*) – The input training data of shape `[n_samples, n_features]`. Required.
- **y\_train** (*pd.Series*) – The target training data of length `[n_samples]`. Required for supervised learning tasks.
- **problem\_type** (*str or ProblemTypes*) – Type of supervised learning problem. See `evalml.problem_types.ProblemType.all_problem_types` for a full list.
- **objective** (*str, ObjectiveBase*) – The objective to optimize for. Used to propose and rank pipelines, but not for optimizing each pipeline during fit-time. When set to 'auto', chooses: - LogLossBinary for binary classification problems, - LogLossMulticlass for multiclass classification problems, and - R2 for regression problems.
- **problem\_configuration** (*dict*) – Additional parameters needed to configure the search. For example, in time series problems, values should be passed in for the `time_index`, `gap`, `forecast_horizon`, and `max_delay` variables.
- **n\_splits** (*int*) – Number of splits to use with the default data splitter.
- **timing** (*boolean*) – Whether or not to write pipeline search times to the logger. Defaults to False.
- **\*\*kwargs** – Other keyword arguments which are provided will be passed to AutoMLSearch.

**Returns** the automl search object containing pipelines and rankings, and the results from running the data checks. If the data check results contain errors, automl search will not be run and an automl search object will not be returned.

**Return type** (*AutoMLSearch*, dict)

**Raises** **ValueError** – If the search configuration is invalid.



**class evalml.automl.SequentialEngine**

The default engine for the AutoML search.

Trains and scores pipelines locally and sequentially.

**Methods**

<code>close</code>	No-op.
<code>setup_job_log</code>	Set up logger for job.
<code>submit_evaluation_job</code>	Submit a job to evaluate a pipeline.
<code>submit_scoring_job</code>	Submit a job to score a pipeline.
<code>submit_training_job</code>	Submit a job to train a pipeline.

**close(*self*)**

No-op.

**static setup\_job\_log()**

Set up logger for job.

**submit\_evaluation\_job(*self*, *automl\_config*, *pipeline*, *X*, *y*, *X\_holdout*=None, *y\_holdout*=None)**

Submit a job to evaluate a pipeline.

**Parameters**

- **automl\_config** – Structure containing data passed from AutoMLSearch instance.
- **pipeline** (*pipeline.PipelineBase*) – Pipeline to evaluate.
- **X** (*pd.DataFrame*) – Input data for modeling.
- **y** (*pd.Series*) – Target data for modeling.
- **X\_holdout** (*pd.Series*) – Holdout input data for holdout scoring.
- **y\_holdout** (*pd.Series*) – Holdout target data for holdout scoring.

**Returns** Computation result.

**Return type** SequentialComputation

**submit\_scoring\_job(*self*, *automl\_config*, *pipeline*, *X*, *y*, *objectives*, *X\_train*=None, *y\_train*=None)**

Submit a job to score a pipeline.

**Parameters**

- **automl\_config** – Structure containing data passed from AutoMLSearch instance.
- **pipeline** (*pipeline.PipelineBase*) – Pipeline to train.
- **X** (*pd.DataFrame*) – Input data for modeling.
- **y** (*pd.Series*) – Target data for modeling.
- **X\_train** (*pd.DataFrame*) – Training features. Used for feature engineering in time series.
- **y\_train** (*pd.Series*) – Training target. Used for feature engineering in time series.
- **objectives** (*list[ObjectiveBase]*) – List of objectives to score on.

**Returns** Computation result.

**Return type** SequentialComputation

**submit\_training\_job**(*self*, *automl\_config*, *pipeline*, *X*, *y*)

Submit a job to train a pipeline.

**Parameters**

- **automl\_config** – Structure containing data passed from AutoMLSearch instance.
- **pipeline** (*pipeline.PipelineBase*) – Pipeline to evaluate.
- **X** (*pd.DataFrame*) – Input data for modeling.
- **y** (*pd.Series*) – Target data for modeling.

**Returns** Computation result.

**Return type** SequentialComputation

**evalml.automl.tune\_binary\_threshold**(*pipeline*, *objective*, *problem\_type*, *X\_threshold\_tuning*,  
*y\_threshold\_tuning*, *X=None*, *y=None*)

Tunes the threshold of a binary pipeline to the X and y thresholding data.

**Parameters**

- **pipeline** (*Pipeline*) – Pipeline instance to threshold.
- **objective** (*ObjectiveBase*) – The objective we want to tune with. If not tuneable and *best\_pipeline* is True, will use F1.
- **problem\_type** (*ProblemType*) – The problem type of the pipeline.
- **X\_threshold\_tuning** (*pd.DataFrame*) – Features to which the pipeline will be tuned.
- **y\_threshold\_tuning** (*pd.Series*) – Target data to which the pipeline will be tuned.
- **X** (*pd.DataFrame*) – Features to which the pipeline will be trained (used for time series binary). Defaults to None.
- **y** (*pd.Series*) – Target to which the pipeline will be trained (used for time series binary). Defaults to None.

## Data Checks

Data checks.

## Submodules

### **class\_imbalance\_data\_check**

Data check that checks if any of the target labels are imbalanced, or if the number of values for each target are below 2 times the number of CV folds.

Use for classification problems.

## Module Contents

### Classes Summary

---

<i>ClassImbalanceDataCheck</i>	Check if any of the target labels are imbalanced, or if the number of values for each target are below 2 times the number of CV folds. Use for classification problems.
--------------------------------	---

---

### Contents

```
class evalml.data_checks.class_imbalance_data_check.ClassImbalanceDataCheck(threshold=0.1,
                                                                              min_samples=100,
                                                                              num_cv_folds=3,
                                                                              test_size=None)
```

Check if any of the target labels are imbalanced, or if the number of values for each target are below 2 times the number of CV folds. Use for classification problems.

#### Parameters

- **threshold** (*float*) – The minimum threshold allowed for class imbalance before a warning is raised. This threshold is calculated by comparing the number of samples in each class to the sum of samples in that class and the majority class. For example, a multiclass case with [900, 900, 100] samples per classes 0, 1, and 2, respectively, would have a 0.10 threshold for class 2 ( $100 / (900 + 100)$ ). Defaults to 0.10.
- **min\_samples** (*int*) – The minimum number of samples per accepted class. If the minority class is both below the threshold and min\_samples, then we consider this severely imbalanced. Must be greater than 0. Defaults to 100.
- **num\_cv\_folds** (*int*) – The number of cross-validation folds. Must be positive. Choose 0 to ignore this warning. Defaults to 3.
- **test\_size** (*None, float, int*) – Percentage of test set size. Used to calculate class imbalance prior to splitting the data into training and validation/test sets.

#### Raises

- **ValueError** – If threshold is not within 0 and 0.5
- **ValueError** – If min\_samples is not greater than 0
- **ValueError** – If number of cv folds is negative
- **ValueError** – If test\_size is not between 0 and 1

#### Methods

---

<i>name</i>	Return a name describing the data check.
<i>validate</i>	Check if any target labels are imbalanced beyond a threshold for binary and multiclass problems.

---

**name**(*cls*)

Return a name describing the data check.

**validate**(*self*, *X*, *y*)

Check if any target labels are imbalanced beyond a threshold for binary and multiclass problems.

Ignores NaN values in target labels if they appear.

#### Parameters

- **X** (*pd.DataFrame*, *np.ndarray*) – Features. Ignored.
- **y** (*pd.Series*, *np.ndarray*) – Target labels to check for imbalanced data.

#### Returns

Dictionary with **DataCheckWarnings** if imbalance in classes is less than the threshold, and **DataCheckErrors** if the number of values for each target is below  $2 * \text{num\_cv\_folds}$ .

**Return type** dict

### Examples

```
>>> import pandas as pd
...
>>> X = pd.DataFrame()
>>> y = pd.Series([0, 1, 1, 1, 1, 1, 1, 1, 1, 1, 1])
```

In this binary example, the target class 0 is present in fewer than 10% (threshold=0.10) of instances, and fewer than  $2 * \text{the number of cross folds}$  ( $2 * 3 = 6$ ). Therefore, both a warning and an error are returned as part of the Class Imbalance Data Check. In addition, if a target is present with fewer than *min\_samples* occurrences (default is 100) and is under the threshold, a severe class imbalance warning will be raised.

```
>>> class_imb_dc = ClassImbalanceDataCheck(threshold=0.10)
>>> assert class_imb_dc.validate(X, y) == [
...     {
...         "message": "The number of instances of these targets is less than 2_
↳ * the number of cross folds = 6 instances: [0]",
...         "data_check_name": "ClassImbalanceDataCheck",
...         "level": "error",
...         "code": "CLASS_IMBALANCE_BELOW_FOLDS",
...         "details": {"target_values": [0], "rows": None, "columns": None},
...         "action_options": []
...     },
...     {
...         "message": "The following labels fall below 10% of the target: [0]",
...         "data_check_name": "ClassImbalanceDataCheck",
...         "level": "warning",
...         "code": "CLASS_IMBALANCE_BELOW_THRESHOLD",
...         "details": {"target_values": [0], "rows": None, "columns": None},
...         "action_options": []
...     },
...     {
...         "message": "The following labels in the target have severe class_
↳ imbalance because they fall under 10% of the target and have less than 100_
↳ samples: [0]",
...         "data_check_name": "ClassImbalanceDataCheck",
...         "level": "warning",
...         "code": "CLASS_IMBALANCE_SEVERE",
```

(continues on next page)

(continued from previous page)

```

...     "details": {"target_values": [0], "rows": None, "columns": None},
...     "action_options": []
... }
... ]

```

In this multiclass example, the target class 0 is present in fewer than 30% of observations, however with 1 cv fold, the minimum number of instances required is  $2 * 1 = 2$ . Therefore a warning, but not an error, is raised.

```

>>> y = pd.Series([0, 0, 1, 1, 1, 1, 2, 2, 2, 2, 2])
>>> class_imb_dc = ClassImbalanceDataCheck(threshold=0.30, min_samples=5, num_
↳cv_folds=1)
>>> assert class_imb_dc.validate(X, y) == [
...     {
...         "message": "The following labels fall below 30% of the target: [0]",
...         "data_check_name": "ClassImbalanceDataCheck",
...         "level": "warning",
...         "code": "CLASS_IMBALANCE_BELOW_THRESHOLD",
...         "details": {"target_values": [0], "rows": None, "columns": None},
...         "action_options": []
...     },
...     {
...         "message": "The following labels in the target have severe class_
↳imbalance because they fall under 30% of the target and have less than 5_
↳samples: [0]",
...         "data_check_name": "ClassImbalanceDataCheck",
...         "level": "warning",
...         "code": "CLASS_IMBALANCE_SEVERE",
...         "details": {"target_values": [0], "rows": None, "columns": None},
...         "action_options": []
...     }
... ]
>>> y = pd.Series([0, 0, 1, 1, 1, 1, 2, 2, 2, 2])
>>> class_imb_dc = ClassImbalanceDataCheck(threshold=0.30, num_cv_folds=1)
>>> assert class_imb_dc.validate(X, y) == []

```

## data\_check

Base class for all data checks.

## Module Contents

## Classes Summary

---

*DataCheck*

Base class for all data checks.

---

## Contents

### `class evalml.data_checks.data_check.DataCheck`

Base class for all data checks.

Data checks are a set of heuristics used to determine if there are problems with input data.

#### Methods

---

<code>name</code>	Return a name describing the data check.
<code>validate</code>	Inspect and validate the input data, runs any necessary calculations or algorithms, and returns a list of warnings and errors if applicable.

---

#### `name(cls)`

Return a name describing the data check.

#### `abstract validate(self, X, y=None)`

Inspect and validate the input data, runs any necessary calculations or algorithms, and returns a list of warnings and errors if applicable.

##### Parameters

- **X** (*pd.DataFrame*) – The input data of shape [n\_samples, n\_features]
- **y** (*pd.Series, optional*) – The target data of length [n\_samples]

**Returns** Dictionary of DataCheckError and DataCheckWarning messages

**Return type** dict (DataCheckMessage)

### `data_check_action`

Recommended action returned by a DataCheck.

## Module Contents

### Classes Summary

---

<code>DataCheckAction</code>	A recommended action returned by a DataCheck.
------------------------------	---

---

## Contents

### `class evalml.data_checks.data_check_action.DataCheckAction(action_code, data_check_name, metadata=None)`

A recommended action returned by a DataCheck.

#### Parameters

- **action\_code** (*str, DataCheckActionCode*) – Action code associated with the action.
- **data\_check\_name** (*str*) – Name of data check.

- **metadata** (*dict*, *optional*) – Additional useful information associated with the action. Defaults to None.

## Methods

<code>convert_dict_to_action</code>	Convert a dictionary into a DataCheckAction.
<code>to_dict</code>	Return a dictionary form of the data check action.

**static** `convert_dict_to_action(action_dict)`

Convert a dictionary into a DataCheckAction.

**Parameters** `action_dict` – Dictionary to convert into action. Should have keys “code”, “data\_check\_name”, and “metadata”.

**Raises** **ValueError** – If input dictionary does not have keys *code* and *metadata* and if the *meta-data* dictionary does not have keys *columns* and *rows*.

**Returns** DataCheckAction object from the input dictionary.

`to_dict(self)`

Return a dictionary form of the data check action.

## data\_check\_action\_code

Enum for data check action code.

## Module Contents

### Classes Summary

<code>DataCheckActionCode</code>	Enum for data check action code.
----------------------------------	----------------------------------

## Contents

**class** `evalml.data_checks.data_check_action_code.DataCheckActionCode`

Enum for data check action code.

### Attributes

<b>DROP_COL</b>	Action code for dropping a column.
<b>DROP_ROWS</b>	Action code for dropping rows.
<b>IM- PUTE_COL</b>	Action code for imputing a column.
<b>REGULAR- IZE_AND_IMPUTE_DATASET</b>	Action code for regularizing and imputing all features and target time series data.
<b>SET_FIRST_COLUMN_ID</b>	Action code for setting the first column as an id column.
<b>TRANS- FORM_TARGET</b>	Action code for transforming the target data.

### Methods

<i>name</i>	The name of the Enum member.
<i>value</i>	The value of the Enum member.

**name**(*self*)

The name of the Enum member.

**value**(*self*)

The value of the Enum member.

## data\_check\_action\_option

Recommended action returned by a DataCheck.

## Module Contents

### Classes Summary

<i>DataCheckActionOption</i>	A recommended action option returned by a DataCheck.
<i>DCAOPParameterAllowedValuesType</i>	Enum for data check action option parameter allowed values type.
<i>DCAOPParameterType</i>	Enum for data check action option parameter type.

## Contents

```
class evalml.data_checks.data_check_action_option.DataCheckActionOption(action_code,  
                                                                           data_check_name,  
                                                                           parameters=None,  
                                                                           metadata=None)
```

A recommended action option returned by a DataCheck.

It contains an action code that indicates what the action should be, a data check name that indicates what data check was used to generate the action, and parameters and metadata which can be used to further refine the action.

### Parameters

- **action\_code** (*DataCheckActionCode*) – Action code associated with the action option.
- **data\_check\_name** (*str*) – Name of the data check that produced this option.
- **parameters** (*dict*) – Parameters associated with the action option. Defaults to None.
- **metadata** (*dict*, *optional*) – Additional useful information associated with the action option. Defaults to None.



## Examples

```
>>> parameters = {
...     "global_parameter_name": {
...         "parameter_type": "global",
...         "type": "float",
...         "default_value": 0.0,
...     },
...     "column_parameter_name": {
...         "parameter_type": "column",
...         "columns": {
...             "a": {
...                 "impute_strategy": {
...                     "categories": ["mean", "most_frequent"],
...                     "type": "category",
...                     "default_value": "mean",
...                 },
...                 "constant_fill_value": {"type": "float", "default_value": 0},
...             },
...         },
...     },
... }
>>> data_check_action = DataCheckActionOption(DataCheckActionCode.DROP_COL, None,
↪ metadata={}, parameters=parameters)
```

## Methods

<code>convert_dict_to_option</code>	Convert a dictionary into a DataCheckActionOption.
<code>get_action_from_defaults</code>	Returns an action based on the defaults parameters.
<code>to_dict</code>	Return a dictionary form of the data check action option.

### **static** `convert_dict_to_option(action_dict)`

Convert a dictionary into a DataCheckActionOption.

**Parameters** `action_dict` – Dictionary to convert into an action option. Should have keys “code”, “data\_check\_name”, and “metadata”.

**Raises** **ValueError** – If input dictionary does not have keys `code` and `metadata` and if the `metadata` dictionary does not have keys `columns` and `rows`.

**Returns** DataCheckActionOption object from the input dictionary.

### `get_action_from_defaults(self)`

Returns an action based on the defaults parameters.

**Returns** An based on the defaults parameters the option.

**Return type** DataCheckAction

### `to_dict(self)`

Return a dictionary form of the data check action option.

### **class** `evalml.data_checks.data_check_action_option.DCA0ParameterAllowedValuesType`

Enum for data check action option parameter allowed values type.

## Attributes

<b>CATEGORICAL</b>	Categorical allowed values type. Parameters that have a set of allowed values.
<b>NUMERICAL</b>	Numerical allowed values type. Parameters that have a range of allowed values.

### Methods

<i>name</i>	The name of the Enum member.
<i>value</i>	The value of the Enum member.

**name**(*self*)

The name of the Enum member.

**value**(*self*)

The value of the Enum member.

**class** evalml.data\_checks.data\_check\_action\_option.DCAOParameterType

Enum for data check action option parameter type.

### Attributes

<b>COLUMN</b>	Column parameter type. Parameters that apply to a specific column in the data set.
<b>GLOBAL</b>	Global parameter type. Parameters that apply to the entire data set.

### Methods

<i>all_parameter_types</i>	Get a list of all defined parameter types.
<i>handle_dcao_parameter_type</i>	Handles the data check action option parameter type by either returning the DCAOParameterType enum or converting from a str.
<i>name</i>	The name of the Enum member.
<i>value</i>	The value of the Enum member.

**all\_parameter\_types**(*cls*)

Get a list of all defined parameter types.

**Returns** List of all defined parameter types.

**Return type** list(*DCAOParameterType*)

**static** **handle\_dcao\_parameter\_type**(*dcao\_parameter\_type*)

Handles the data check action option parameter type by either returning the DCAOParameterType enum or converting from a str.

**Parameters** **dcao\_parameter\_type** (*str* or *DCAOParameterType*) – Data check action option parameter type that needs to be handled.

**Returns** DCAOParameterType enum

**Raises**

- **KeyError** – If input is not a valid DCAOParameterType enum value.
- **ValueError** – If input is not a string or DCAOParameterType object.

**name**(*self*)

The name of the Enum member.

**value**(*self*)

The value of the Enum member.

## data\_check\_message

Messages returned by a DataCheck, tagged by name.

## Module Contents

### Classes Summary

<a href="#"><i>DataCheckError</i></a>	DataCheckMessage subclass for errors returned by data checks.
<a href="#"><i>DataCheckMessage</i></a>	Base class for a message returned by a DataCheck, tagged by name.
<a href="#"><i>DataCheckWarning</i></a>	DataCheckMessage subclass for warnings returned by data checks.

## Contents

**class** evalml.data\_checks.data\_check\_message.**DataCheckError**(*message*, *data\_check\_name*, *message\_code=None*, *details=None*, *action\_options=None*)

DataCheckMessage subclass for errors returned by data checks.

### Attributes

<b>message_type</b>	DataCheckMessageType.ERROR
---------------------	----------------------------

### Methods

<a href="#"><i>to_dict</i></a>	Return a dictionary form of the data check message.
--------------------------------	---

**to\_dict**(*self*)

Return a dictionary form of the data check message.

**class** evalml.data\_checks.data\_check\_message.**DataCheckMessage**(*message*, *data\_check\_name*, *message\_code=None*, *details=None*, *action\_options=None*)

Base class for a message returned by a DataCheck, tagged by name.

### Parameters

- **message** (*str*) – Message string.
- **data\_check\_name** (*str*) – Name of the associated data check.

- **message\_code** (*DataCheckMessageCode*, *optional*) – Message code associated with the message. Defaults to None.
- **details** (*dict*, *optional*) – Additional useful information associated with the message. Defaults to None.
- **action\_options** (*list*, *optional*) – A list of `DataCheckActionOption``s associated with the message. Defaults to None.

#### Attributes

<b>message_type</b>	None
---------------------	------

#### Methods

<a href="#"><code>to_dict</code></a>	Return a dictionary form of the data check message.
--------------------------------------	---

**to\_dict**(*self*)

Return a dictionary form of the data check message.

**class** evalml.data\_checks.data\_check\_message.**DataCheckWarning**(*message*, *data\_check\_name*,  
*message\_code=None*, *details=None*,  
*action\_options=None*)

DataCheckMessage subclass for warnings returned by data checks.

#### Attributes

<b>message_type</b>	DataCheckMessageType.WARNING
---------------------	------------------------------

#### Methods

<a href="#"><code>to_dict</code></a>	Return a dictionary form of the data check message.
--------------------------------------	---

**to\_dict**(*self*)

Return a dictionary form of the data check message.

### data\_check\_message\_code

Enum for data check message code.

## Module Contents

### Classes Summary

<a href="#"><code>DataCheckMessageCode</code></a>	Enum for data check message code.
---	-----------------------------------

## Contents

`class evalml.data_checks.data_check_message_code.DataCheckMessageCode`

Enum for data check message code.

### Attributes

<b>CLASS_IMBALANCE_BELOW_FOLDS</b>	Message code for when number of values for each target is below 2 * number of CV folds.
<b>CLASS_IMBALANCE_BELOW_THRESHOLD</b>	Message code for when number of classes is less than the threshold.
<b>CLASS_IMBALANCE_SEVERE</b>	Message code for when balance in classes is less than the threshold and minimum class is less than minimum number of accepted samples.
<b>COLS_WITH_NULLS</b>	Message code for columns with null values.
<b>DATE-TIME_HAS_MISALIGNED_VALUES</b>	Message code for when datetime information has values that are not aligned with the inferred frequency.
<b>DATE-TIME_HAS_NAN</b>	Message code for when input datetime columns contain NaN values.
<b>DATE-TIME_HAS_REDUNDANT_ROW</b>	Message code for when datetime information has more than one row per datetime.
<b>DATE-TIME_HAS_UNEVEN_INTERVALS</b>	Message code for when the datetime values have uneven intervals.
<b>DATE-TIME_INFORMATION_NOT_FOUND</b>	Message code for when datetime information can not be found or is in an unaccepted format.
<b>DATE-TIME_IS_MISSING_VALUES</b>	Message code for when datetime feature has values missing between the start and end dates.
<b>DATE-TIME_IS_NOT_MONOTONIC</b>	Message code for when the datetime values are not monotonically increasing.
<b>DATE-TIME_NO_FREQUENCY_INFERRED</b>	Message code for when no frequency can be inferred in the datetime values through Woodwork.
<b>HAS_ID_COLUMNS</b>	Message code for data that has ID columns.
<b>HAS_ID_FIRST_COLUMN</b>	Message code for data that has an ID column as the first column.
<b>HAS_OUTLIERS</b>	Message code for when outliers are detected.
<b>HIGH_VARIANCE</b>	Message code for when high variance is detected for cross-validation.
<b>HIGHLY_NULL_COLS</b>	Message code for highly null columns.
<b>HIGHLY_NULL_ROWS</b>	Message code for highly null rows.
<b>IS_MULTICOLLINEAR</b>	Message code for when data is potentially multicollinear.
<b>MIS-MATCHED_INDICES</b>	Message code for when input target and features have mismatched indices.
<b>MIS-MATCHED_INDICES_ORDER</b>	Message code for when input target and features have mismatched indices order. The two have the same index values, but shuffled.
<b>MIS-MATCHED_LENGTHS</b>	Message code for when input target and features have different lengths.
<b>NATURAL_LANGUAGE_HAS_NAN</b>	Message code for when input natural language columns contain NaN values.
<b>NO_VARIANCE</b>	Message code for when data has no variance (1 unique value).
<b>NO_VARIANCE_WITH_NULL</b>	Message code for when data has one unique value and NaN values.
<b>NO_VARIANCE_ZERO_UNIQUE</b>	Message code for when data has no variance (0 unique value)
<b>NOT_UNIQUE_ENOUGH</b>	Message code for when data does not possess enough unique values.
<b>TARGET_BINARY_NOT_TWO_UNIQUE_VALUES</b>	Message code for target data for a binary classification problem that does not have two unique values.
<b>TARGET_HAS_NULL</b>	Message code for target data that has null values.

continues on next page

Table 2 – continued from previous page

<b>TAR- GET_INCOMPATIBLE_OBJECTIVE</b>	Message code for target data that has incompatible values for the specified objective
<b>TAR- GET_IS_EMPTY_OR_FULLY_NULL</b>	Message code for target data that is empty or has all null values.
<b>TAR- GET_IS_NONE</b>	Message code for when target is None.
<b>TAR- GET_LEAKAGE</b>	Message code for when target leakage is detected.
<b>TAR- GET_LOGNORMAL_DISTRIBUTION</b>	Message code for target data with a lognormal distribution.
<b>TAR- GET_MULTICLASS_HIGH_UNIQUE_CLASS</b>	Message code for target data for a multi classification problem that has an abnormally large number of target values.
<b>TAR- GET_MULTICLASS_NOT_ENOUGH_CLASSES</b>	Message code for target data for a multi classification problem that does not have more than a minimum number of classes.
<b>TAR- GET_MULTICLASS_NOT_TWO_EXAMPLES_PER_CLASS</b>	Message code for target data for a multi classification problem that does not have two examples per class.
<b>TAR- GET_UNSUPPORTED_PROBLEM_TYPE</b>	Message code for target data that is being checked against an unsupported problem type.
<b>TAR- GET_UNSUPPORTED_TYPE</b>	Message code for target data that is of an unsupported type.
<b>TAR- GET_UNSUPPORTED_TYPE_REGRESSION</b>	Message code for target data that is incompatible with regression
<b>TIME- SERIES_PARAMETERS_NOT_COMPATIBLE_WITH_SPLIT</b>	Message code when the time series parameters are too large for the smallest data split.
<b>TIME- SERIES_TARGET_NOT_COMPATIBLE_WITH_SPLIT</b>	Message code when any training and validation split of the time series target doesn't contain the target.
<b>TOO_SPARSE</b>	Message code for when multiclass data has values that are too sparsely populated.
<b>TOO_UNIQUE</b>	Message code for when data possesses too many unique values.

## Methods

<i>name</i>	The name of the Enum member.
<i>value</i>	The value of the Enum member.

**name**(*self*)

The name of the Enum member.

**value**(*self*)

The value of the Enum member.

## data\_check\_message\_type

Enum for type of data check message.

### Module Contents

### Classes Summary

---

<i>DataCheckMessageType</i>	Enum for type of data check message: WARNING or ERROR.
-----------------------------	--

---

### Contents

**class** evalml.data\_checks.data\_check\_message\_type.**DataCheckMessageType**

Enum for type of data check message: WARNING or ERROR.

#### Attributes

<b>ERROR</b>	Error message returned by a data check.
<b>WARNING</b>	Warning message returned by a data check.

#### Methods

---

<i>name</i>	The name of the Enum member.
<i>value</i>	The value of the Enum member.

---

**name**(*self*)

The name of the Enum member.

**value**(*self*)

The value of the Enum member.

## data\_checks

A collection of data checks.

### Module Contents

### Classes Summary

---

<i>DataChecks</i>	A collection of data checks.
-------------------	------------------------------

---

## Contents

**class** evalml.data\_checks.data\_checks.**DataChecks**(*data\_checks=None, data\_check\_params=None*)

A collection of data checks.

### Parameters

- **data\_checks** (*list (DataCheck)*) – List of DataCheck objects.
- **data\_check\_params** (*dict*) – Parameters for passed DataCheck objects.

### Methods

---

<i>validate</i>	Inspect and validate the input data against data checks and returns a list of warnings and errors if applicable.
-----------------	--

---

**validate**(*self, X, y=None*)

Inspect and validate the input data against data checks and returns a list of warnings and errors if applicable.

### Parameters

- **X** (*pd.DataFrame, np.ndarray*) – The input data of shape [n\_samples, n\_features]
- **y** (*pd.Series, np.ndarray*) – The target data of length [n\_samples]

**Returns** Dictionary containing DataCheckMessage objects

**Return type** dict

## datetime\_format\_data\_check

Data check that checks if the datetime column has equally spaced intervals and is monotonically increasing or decreasing in order to be supported by time series estimators.

## Module Contents

### Classes Summary

---

<i>DateTimeFormatDataCheck</i>	Check if the datetime column has equally spaced intervals and is monotonically increasing or decreasing in order to be supported by time series estimators.
--------------------------------	---

---

## Contents

**class** evalml.data\_checks.datetime\_format\_data\_check.**DateTimeFormatDataCheck**(*datetime\_column='index', nan\_duplicate\_threshold=0.75*)

Check if the datetime column has equally spaced intervals and is monotonically increasing or decreasing in order to be supported by time series estimators.

### Parameters

- **datetime\_column** (*str, int*) – The name of the datetime column. If the datetime values are in the index, then pass “index”.



- **nan\_duplicate\_threshold** (*float*) – The percentage of values in the *datetime\_column* that must not be duplicate or nan before *DATETIME\_NO\_FREQUENCY\_INFERRED* is returned instead of *DATETIME\_HAS\_UNEVEN\_INTERVALS*. For example, if this is set to 0.80, then only 20% of the values in *datetime\_column* can be duplicate or nan. Defaults to 0.75.

## Methods

<i>name</i>	Return a name describing the data check.
<i>validate</i>	Checks if the target data has equal intervals and is monotonically increasing.

### **name**(*cls*)

Return a name describing the data check.

### **validate**(*self*, *X*, *y*)

Checks if the target data has equal intervals and is monotonically increasing.

Will return a `DataCheckError` if the data is not a datetime type, is not increasing, has redundant or missing row(s), contains invalid (NaN or None) values, or has values that don't align with the assumed frequency.

#### Parameters

- **X** (*pd.DataFrame*, *np.ndarray*) – Features.
- **y** (*pd.Series*, *np.ndarray*) – Target data.

**Returns** List with `DataCheckErrors` if unequal intervals are found in the datetime column.

**Return type** dict (`DataCheckError`)

## Examples

```
>>> import pandas as pd
```

The column 'dates' has a set of two dates with daily frequency, two dates with hourly frequency, and two dates with monthly frequency.

```
>>> X = pd.DataFrame(pd.date_range("2015-01-01", periods=2).append(pd.date_
↳range("2015-01-08", periods=2, freq="H").append(pd.date_range("2016-03-02",
↳periods=2, freq="M"))), columns=["dates"])
>>> y = pd.Series([0, 1, 0, 1, 1, 0])
>>> datetime_format_dc = DateTimeFormatDataCheck(datetime_column="dates")
>>> assert datetime_format_dc.validate(X, y) == [
...     {
...         "message": "No frequency could be detected in column 'dates',
↳possibly due to uneven intervals or too many duplicate/missing values.",
...         "data_check_name": "DateTimeFormatDataCheck",
...         "level": "error",
...         "code": "DATETIME_NO_FREQUENCY_INFERRED",
...         "details": {"columns": None, "rows": None},
...         "action_options": []
...     }
... ]
```

The column "dates" has a gap in the values, which implies there are many dates missing.

```

>>> X = pd.DataFrame(pd.date_range("2021-01-01", periods=9).append(pd.date_
↳range("2021-01-31", periods=50)), columns=["dates"])
>>> y = pd.Series([0, 1, 0, 1, 1, 0, 0, 0, 1, 0])
>>> ww_payload = infer_frequency(X["dates"], debug=True, window_length=5,
↳threshold=0.8)
>>> datetime_format_dc = DateTimeFormatDataCheck(datetime_column="dates")
>>> assert datetime_format_dc.validate(X, y) == [
...     {
...         "message": "Column 'dates' has datetime values missing between
↳start and end date.",
...         "data_check_name": "DateTimeFormatDataCheck",
...         "level": "error",
...         "code": "DATETIME_IS_MISSING_VALUES",
...         "details": {"columns": None, "rows": None},
...         "action_options": []
...     },
...     {
...         "message": "A frequency was detected in column 'dates', but there
↳are faulty datetime values that need to be addressed.",
...         "data_check_name": "DateTimeFormatDataCheck",
...         "level": "error",
...         "code": "DATETIME_HAS_UNEVEN_INTERVALS",
...         "details": {"columns": None, "rows": None},
...         "action_options": [
...             {
...                 'code': 'REGULARIZE_AND_IMPUTE_DATASET',
...                 'data_check_name': 'DateTimeFormatDataCheck',
...                 'metadata': {
...                     'columns': None,
...                     'is_target': True,
...                     'rows': None
...                 },
...                 'parameters': {
...                     'time_index': {
...                         'default_value': 'dates',
...                         'parameter_type': 'global',
...                         'type': 'str'
...                     },
...                     'frequency_payload': {
...                         'default_value': ww_payload,
...                         'parameter_type': 'global',
...                         'type': 'tuple'
...                     }
...                 }
...             }
...         ]
...     }
... ]

```

The column “dates” has a repeat of the date 2021-01-09 appended to the end, which is considered redundant and will raise an error.

```

>>> X = pd.DataFrame(pd.date_range("2021-01-01", periods=9).append(pd.date_
↳range("2021-01-09", periods=1)), columns=["dates"])

```

(continues on next page)

(continued from previous page)

```

>>> y = pd.Series([0, 1, 0, 1, 1, 0, 0, 0, 1, 0])
>>> ww_payload = infer_frequency(X["dates"], debug=True, window_length=5,
↳ threshold=0.8)
>>> datetime_format_dc = DateTimeFormatDataCheck(datetime_column="dates")
>>> assert datetime_format_dc.validate(X, y) == [
...     {
...         "message": "Column 'dates' has more than one row with the same
↳ datetime value.",
...         "data_check_name": "DateTimeFormatDataCheck",
...         "level": "error",
...         "code": "DATETIME_HAS_REDUNDANT_ROW",
...         "details": {"columns": None, "rows": None},
...         "action_options": []
...     },
...     {
...         "message": "A frequency was detected in column 'dates', but there
↳ are faulty datetime values that need to be addressed.",
...         "data_check_name": "DateTimeFormatDataCheck",
...         "level": "error",
...         "code": "DATETIME_HAS_UNEVEN_INTERVALS",
...         "details": {'columns': None, 'rows': None},
...         "action_options": [
...             {
...                 'code': 'REGULARIZE_AND_IMPUTE_DATASET',
...                 'data_check_name': 'DateTimeFormatDataCheck',
...                 'metadata': {
...                     'columns': None,
...                     'is_target': True,
...                     'rows': None
...                 },
...                 'parameters': {
...                     'time_index': {
...                         'default_value': 'dates',
...                         'parameter_type': 'global',
...                         'type': 'str'
...                     },
...                     'frequency_payload': {
...                         'default_value': ww_payload,
...                         'parameter_type': 'global',
...                         'type': 'tuple'
...                     }
...                 }
...             }
...         ]
...     }
... ]

```

The column “Weeks” has a date that does not follow the weekly pattern, which is considered misaligned.

```

>>> X = pd.DataFrame(pd.date_range("2021-01-01", freq="W", periods=12).
↳ append(pd.date_range("2021-03-22", periods=1)), columns=["Weeks"])
>>> ww_payload = infer_frequency(X["Weeks"], debug=True, window_length=5,
↳ threshold=0.8)

```

(continues on next page)

(continued from previous page)

```
>>> datetime_format_dc = DateTimeFormatDataCheck(datetime_column="Weeks")
>>> assert datetime_format_dc.validate(X, y) == [
...     {
...         "message": "Column 'Weeks' has datetime values that do not align
↳ with the inferred frequency.",
...         "data_check_name": "DateTimeFormatDataCheck",
...         "level": "error",
...         "details": {"columns": None, "rows": None},
...         "code": "DATETIME_HAS_MISALIGNED_VALUES",
...         "action_options": []
...     },
...     {
...         "message": "A frequency was detected in column 'Weeks', but there
↳ are faulty datetime values that need to be addressed.",
...         "data_check_name": "DateTimeFormatDataCheck",
...         "level": "error",
...         "code": "DATETIME_HAS_UNEVEN_INTERVALS",
...         "details": {'columns': None, 'rows': None},
...         "action_options": [
...             {
...                 'code': 'REGULARIZE_AND_IMPUTE_DATASET',
...                 'data_check_name': 'DateTimeFormatDataCheck',
...                 'metadata': {
...                     'columns': None,
...                     'is_target': True,
...                     'rows': None
...                 },
...                 'parameters': {
...                     'time_index': {
...                         'default_value': 'Weeks',
...                         'parameter_type': 'global',
...                         'type': 'str'
...                     },
...                     'frequency_payload': {
...                         'default_value': ww_payload,
...                         'parameter_type': 'global',
...                         'type': 'tuple'
...                     }
...                 }
...             }
...         ]
...     }
... ]
```

The column “Weeks” has a date that does not follow the weekly pattern, which is considered misaligned.

```
>>> X = pd.DataFrame(pd.date_range("2021-01-01", freq="W", periods=12).
↳ append(pd.date_range("2021-03-22", periods=1)), columns=["Weeks"])
>>> ww_payload = infer_frequency(X["Weeks"], debug=True, window_length=5,
↳ threshold=0.8)
>>> datetime_format_dc = DateTimeFormatDataCheck(datetime_column="Weeks")
>>> assert datetime_format_dc.validate(X, y) == [
```

(continues on next page)

(continued from previous page)

```

...     {
...         "message": "Column 'Weeks' has datetime values that do not align
...         with the inferred frequency.",
...         "data_check_name": "DateTimeFormatDataCheck",
...         "level": "error",
...         "details": {"columns": None, "rows": None},
...         "code": "DATETIME_HAS_MISALIGNED_VALUES",
...         "action_options": []
...     },
...     {
...         "message": "A frequency was detected in column 'Weeks', but there
...         are faulty datetime values that need to be addressed.",
...         "data_check_name": "DateTimeFormatDataCheck",
...         "level": "error",
...         "code": "DATETIME_HAS_UNEVEN_INTERVALS",
...         "details": {'columns': None, 'rows': None},
...         "action_options": [
...             {
...                 'code': 'REGULARIZE_AND_IMPUTE_DATASET',
...                 'data_check_name': 'DateTimeFormatDataCheck',
...                 'metadata': {
...                     'columns': None,
...                     'is_target': True,
...                     'rows': None
...                 },
...                 'parameters': {
...                     'time_index': {
...                         'default_value': 'Weeks',
...                         'parameter_type': 'global',
...                         'type': 'str'
...                     },
...                     'frequency_payload': {
...                         'default_value': ww_payload,
...                         'parameter_type': 'global',
...                         'type': 'tuple'
...                     }
...                 }
...             }
...         ]
...     }
... ]

```

The column “Weeks” passed integers instead of datetime data, which will raise an error.

```

>>> X = pd.DataFrame([1, 2, 3, 4], columns=["Weeks"])
>>> y = pd.Series([0] * 4)
>>> datetime_format_dc = DateTimeFormatDataCheck(datetime_column="Weeks")
>>> assert datetime_format_dc.validate(X, y) == [
...     {
...         "message": "Datetime information could not be found in the data, or
...         was not in a supported datetime format.",
...         "data_check_name": "DateTimeFormatDataCheck",

```

(continues on next page)

(continued from previous page)

```

...     "level": "error",
...     "details": {"columns": None, "rows": None},
...     "code": "DATETIME_INFORMATION_NOT_FOUND",
...     "action_options": []
... }
... ]

```

Converting that same integer data to datetime, however, is valid.

```

>>> X = pd.DataFrame(pd.to_datetime([1, 2, 3, 4]), columns=["Weeks"])
>>> datetime_format_dc = DateTimeFormatDataCheck(datetime_column="Weeks")
>>> assert datetime_format_dc.validate(X, y) == []

```

```

>>> X = pd.DataFrame(pd.date_range("2021-01-01", freq="W", periods=10),
...                  columns=["Weeks"])
>>> datetime_format_dc = DateTimeFormatDataCheck(datetime_column="Weeks")
>>> assert datetime_format_dc.validate(X, y) == []

```

While the data passed in is of datetime type, time series requires the datetime information in `datetime_column` to be monotonically increasing (ascending).

```

>>> X = X.iloc[::-1]
>>> datetime_format_dc = DateTimeFormatDataCheck(datetime_column="Weeks")
>>> assert datetime_format_dc.validate(X, y) == [
...     {
...         "message": "Datetime values must be sorted in ascending order.",
...         "data_check_name": "DateTimeFormatDataCheck",
...         "level": "error",
...         "details": {"columns": None, "rows": None},
...         "code": "DATETIME_IS_NOT_MONOTONIC",
...         "action_options": []
...     }
... ]

```

The first value in the column “index” is replaced with NaT, which will raise an error in this data check.

```

>>> dates = [["2-1-21", "3-1-21"],
...           ["2-2-21", "3-2-21"],
...           ["2-3-21", "3-3-21"],
...           ["2-4-21", "3-4-21"],
...           ["2-5-21", "3-5-21"],
...           ["2-6-21", "3-6-21"],
...           ["2-7-21", "3-7-21"],
...           ["2-8-21", "3-8-21"],
...           ["2-9-21", "3-9-21"],
...           ["2-10-21", "3-10-21"],
...           ["2-11-21", "3-11-21"],
...           ["2-12-21", "3-12-21"]]
>>> dates[0][0] = None
>>> df = pd.DataFrame(dates, columns=["days", "days2"])
>>> ww_payload = infer_frequency(pd.to_datetime(df["days"]), debug=True, window_
...                             length=5, threshold=0.8)

```

(continues on next page)

(continued from previous page)

```

>>> datetime_format_dc = DateTimeFormatDataCheck(datetime_column="days")
>>> assert datetime_format_dc.validate(df, y) == [
...     {
...         "message": "Input datetime column 'days' contains NaN values.␣
␣Please impute NaN values or drop these rows.",
...         "data_check_name": "DateTimeFormatDataCheck",
...         "level": "error",
...         "details": {"columns": None, "rows": None},
...         "code": "DATETIME_HAS_NAN",
...         "action_options": []
...     },
...     {
...         "message": "A frequency was detected in column 'days', but there␣
␣are faulty datetime values that need to be addressed.",
...         "data_check_name": "DateTimeFormatDataCheck",
...         "level": "error",
...         "code": "DATETIME_HAS_UNEVEN_INTERVALS",
...         "details": {'columns': None, 'rows': None},
...         "action_options": [
...             {
...                 'code': 'REGULARIZE_AND_IMPUTE_DATASET',
...                 'data_check_name': 'DateTimeFormatDataCheck',
...                 'metadata': {
...                     'columns': None,
...                     'is_target': True,
...                     'rows': None
...                 },
...                 'parameters': {
...                     'time_index': {
...                         'default_value': 'days',
...                         'parameter_type': 'global',
...                         'type': 'str'
...                     },
...                     'frequency_payload': {
...                         'default_value': ww_payload,
...                         'parameter_type': 'global',
...                         'type': 'tuple'
...                     }
...                 }
...             }
...         ]
...     }
... ]

```

## default\_data\_checks

A default set of data checks that can be used for a variety of datasets.

## Module Contents

### Classes Summary

---

<i>DefaultDataChecks</i>	A collection of basic data checks that is used by AutoML by default.
--------------------------	--

---

### Contents

**class** evalml.data\_checks.default\_data\_checks.**DefaultDataChecks**(*problem\_type*, *objective*,  
*n\_splits*=3,  
*problem\_configuration*=None)

A collection of basic data checks that is used by AutoML by default.

Includes:

- *NullDataCheck*
- *HighlyNullRowsDataCheck*
- *IDColumnsDataCheck*
- *TargetLeakageDataCheck*
- *InvalidTargetDataCheck*
- *NoVarianceDataCheck*
- *ClassImbalanceDataCheck* (for classification problem types)
- *TargetDistributionDataCheck* (for regression problem types)
- *DateTimeFormatDataCheck* (for time series problem types)
- 'TimeSeriesParametersDataCheck' (for time series problem types)
- *TimeSeriesSplittingDataCheck* (for time series classification problem types)

#### Parameters

- **problem\_type** (*str*) – The problem type that is being validated. Can be regression, binary, or multiclass.
- **objective** (*str* or *ObjectiveBase*) – Name or instance of the objective class.
- **n\_splits** (*int*) – The number of splits as determined by the data splitter being used. Defaults to 3.
- **problem\_configuration** (*dict*) – Required for time series problem types. Values should be passed in for *time\_index*,
- **gap** –
- **forecast\_horizon** –



- **max\_delay.** (*and*) –

## Methods

<i>validate</i>	Inspect and validate the input data against data checks and returns a list of warnings and errors if applicable.
-----------------	--

**validate**(*self*, *X*, *y=None*)

Inspect and validate the input data against data checks and returns a list of warnings and errors if applicable.

### Parameters

- **X** (*pd.DataFrame*, *np.ndarray*) – The input data of shape [n\_samples, n\_features]
- **y** (*pd.Series*, *np.ndarray*) – The target data of length [n\_samples]

**Returns** Dictionary containing DataCheckMessage objects

**Return type** dict

## id\_columns\_data\_check

Data check that checks if any of the features are likely to be ID columns.

## Module Contents

### Classes Summary

<i>IDColumnsDataCheck</i>	Check if any of the features are likely to be ID columns.
---------------------------	---

## Contents

**class** evalml.data\_checks.id\_columns\_data\_check.**IDColumnsDataCheck**(*id\_threshold=1.0*,  
*exclude\_time\_index=True*)

Check if any of the features are likely to be ID columns.

### Parameters

- **id\_threshold** (*float*) – The probability threshold to be considered an ID column. Defaults to 1.0.
- **exclude\_time\_index** (*bool*) – If True, the column set as the time index will not be included in the data check. Default is True.

## Methods

<i>name</i>	Return a name describing the data check.
<i>validate</i>	Check if any of the features are likely to be ID columns. Currently performs a number of simple checks.

**name**(*cls*)

Return a name describing the data check.

**validate**(*self, X, y=None*)

Check if any of the features are likely to be ID columns. Currently performs a number of simple checks.

Checks performed are:

- column name is “id”
- column name ends in “\_id”
- column contains all unique values (and is categorical / integer type)

#### Parameters

- **X** (*pd.DataFrame, np.ndarray*) – The input features to check.
- **y** (*pd.Series*) – The target. Defaults to None. Ignored.

**Returns** A dictionary of features with column name or index and their probability of being ID columns

**Return type** dict

## Examples

```
>>> import pandas as pd
```

Columns that end in “\_id” and are completely unique are likely to be ID columns.

```
>>> df = pd.DataFrame({
...     "profits": [25, 15, 15, 31, 19],
...     "customer_id": [123, 124, 125, 126, 127],
...     "Sales": [10, 42, 31, 51, 61]
... })
...
>>> id_col_check = IDColumnsDataCheck()
>>> assert id_col_check.validate(df) == [
...     {
...         "message": "Columns 'customer_id' are 100.0% or more likely to be_
↳ an ID column",
...         "data_check_name": "IDColumnsDataCheck",
...         "level": "warning",
...         "code": "HAS_ID_COLUMN",
...         "details": {"columns": ["customer_id"], "rows": None},
...         "action_options": [
...             {
...                 "code": "DROP_COL",
...                 "data_check_name": "IDColumnsDataCheck",
...                 "parameters": {},
...                 "metadata": {"columns": ["customer_id"], "rows": None}
...             }
...         ]
...     }
... ]
```

Columns named “ID” with all unique values will also be identified as ID columns.

```
>>> df = df.rename(columns={"customer_id": "ID"})
>>> id_col_check = IDColumnsDataCheck()
>>> assert id_col_check.validate(df) == [
...     {
...         "message": "Columns 'ID' are 100.0% or more likely to be an ID_
... column",
...         "data_check_name": "IDColumnsDataCheck",
...         "level": "warning",
...         "code": "HAS_ID_COLUMN",
...         "details": {"columns": ["ID"], "rows": None},
...         "action_options": [
...             {
...                 "code": "DROP_COL",
...                 "data_check_name": "IDColumnsDataCheck",
...                 "parameters": {},
...                 "metadata": {"columns": ["ID"], "rows": None}
...             }
...         ]
...     }
... ]
```

Despite being all unique, “Country\_Rank” will not be identified as an ID column as `id_threshold` is set to 1.0 by default and its name doesn’t indicate that it’s an ID.

```
>>> df = pd.DataFrame({
...     "humidity": ["high", "very high", "low", "low", "high"],
...     "Country_Rank": [1, 2, 3, 4, 5],
...     "Sales": ["very high", "high", "high", "medium", "very low"]
... })
>>> id_col_check = IDColumnsDataCheck()
>>> assert id_col_check.validate(df) == []
```

However lowering the threshold will cause this column to be identified as an ID.

```
>>> id_col_check = IDColumnsDataCheck()
>>> id_col_check = IDColumnsDataCheck(id_threshold=0.95)
>>> assert id_col_check.validate(df) == [
...     {
...         "message": "Columns 'Country_Rank' are 95.0% or more likely to be_
... an ID column",
...         "data_check_name": "IDColumnsDataCheck",
...         "level": "warning",
...         "details": {"columns": ["Country_Rank"], "rows": None},
...         "code": "HAS_ID_COLUMN",
...         "action_options": [
...             {
...                 "code": "DROP_COL",
...                 "data_check_name": "IDColumnsDataCheck",
...                 "parameters": {},
...                 "metadata": {"columns": ["Country_Rank"], "rows": None}
...             }
...         ]
...     }
... ]
```

(continues on next page)

(continued from previous page)

```
...     ]
...     }
... ]
```

If the first column of the dataframe has all unique values and is named either 'ID' or a name that ends with '\_id', it is probably the primary key. The other ID columns should be dropped.

```
>>> df = pd.DataFrame({
...     "sales_id": [0, 1, 2, 3, 4],
...     "customer_id": [123, 124, 125, 126, 127],
...     "Sales": [10, 42, 31, 51, 61]
... })
>>> id_col_check = IDColumnsDataCheck()
>>> assert id_col_check.validate(df) == [
...     {
...         "message": "The first column 'sales_id' is likely to be the primary_
↳key",
...         "data_check_name": "IDColumnsDataCheck",
...         "level": "warning",
...         "code": "HAS_ID_FIRST_COLUMN",
...         "details": {"columns": ["sales_id"], "rows": None},
...         "action_options": [
...             {
...                 "code": "SET_FIRST_COL_ID",
...                 "data_check_name": "IDColumnsDataCheck",
...                 "parameters": {},
...                 "metadata": {"columns": ["sales_id"], "rows": None}
...             }
...         ]
...     },
...     {
...         "message": "Columns 'customer_id' are 100.0% or more likely to be an_
↳ID column",
...         "data_check_name": "IDColumnsDataCheck",
...         "level": "warning",
...         "code": "HAS_ID_COLUMN",
...         "details": {"columns": ["customer_id"], "rows": None},
...         "action_options": [
...             {
...                 "code": "DROP_COL",
...                 "data_check_name": "IDColumnsDataCheck",
...                 "parameters": {},
...                 "metadata": {"columns": ["customer_id"], "rows": None}
...             }
...         ]
...     }
... ]
```

## invalid\_target\_data\_check

Data check that checks if the target data contains missing or invalid values.

### Module Contents

### Classes Summary

---

<i>InvalidTargetDataCheck</i>
-------------------------------

---

Check if the target data is considered invalid.
---

---

### Contents

```
class evalml.data_checks.invalid_target_data_check.InvalidTargetDataCheck(problem_type,  
                                                                           objective,  
                                                                           n_unique=100,  
                                                                           null_strategy='drop')
```

Check if the target data is considered invalid.

#### Target data is considered invalid if:

- Target is None.
- Target has NaN or None values.
- Target is of an unsupported Woodwork logical type.
- Target and features have different lengths or indices.
- Target does not have enough instances of a class in a classification problem.
- Target does not contain numeric data for regression problems.

#### Parameters

- **problem\_type** (*str* or *ProblemTypes*) – The specific problem type to data check for. e.g. ‘binary’, ‘multiclass’, ‘regression’, ‘time series regression’
- **objective** (*str* or *ObjectiveBase*) – Name or instance of the objective class.
- **n\_unique** (*int*) – Number of unique target values to store when problem type is binary and target incorrectly has more than 2 unique values. Non-negative integer. If None, stores all unique values. Defaults to 100.
- **null\_strategy** (*str*) – The type of action option that should be returned if the target is partially null. The options are *impute* and *drop* (default). *impute* - Will return a *DataCheckActionOption* for imputing the target column. *drop* - Will return a *DataCheckActionOption* for dropping the null rows in the target column.

#### Attributes

<b>multi-class_continuous_threshold</b>	0.05
---	------

#### Methods

<code>name</code>	Return a name describing the data check.
<code>validate</code>	Check if the target data is considered invalid. If the input features argument is not None, it will be used to check that the target and features have the same dimensions and indices.

**name**(*cls*)

Return a name describing the data check.

**validate**(*self*, *X*, *y*)

Check if the target data is considered invalid. If the input features argument is not None, it will be used to check that the target and features have the same dimensions and indices.

**Target data is considered invalid if:**

- Target is None.
- Target has NaN or None values.
- Target is of an unsupported Woodwork logical type.
- Target and features have different lengths or indices.
- Target does not have enough instances of a class in a classification problem.
- Target does not contain numeric data for regression problems.

#### Parameters

- **X** (*pd.DataFrame*, *np.ndarray*) – Features. If not None, will be used to check that the target and features have the same dimensions and indices.
- **y** (*pd.Series*, *np.ndarray*) – Target data to check for invalid values.

**Returns** List with DataCheckErrors if any invalid values are found in the target data.

**Return type** dict (DataCheckError)

## Examples

```
>>> import pandas as pd
```

Target values must be integers, doubles, or booleans.

```
>>> X = pd.DataFrame({"col": [1, 2, 3, 1]})
>>> y = pd.Series(["cat_1", "cat_2", "cat_1", "cat_2"])
>>> target_check = InvalidTargetDataCheck("regression", "R2", null_strategy=
↳ "impute")
>>> assert target_check.validate(X, y) == [
...     {
...         "message": "Target is unsupported Unknown type. Valid Woodwork_
↳ logical types include: integer, double, boolean, age, age_fractional, integer_
↳ nullable, boolean_nullable, age_nullable",
...         "data_check_name": "InvalidTargetDataCheck",
...         "level": "error",
...         "details": {"columns": None, "rows": None, "unsupported_type":
↳ "unknown"}},
```

(continues on next page)

(continued from previous page)

```

...     "code": "TARGET_UNSUPPORTED_TYPE",
...     "action_options": []
... },
... {
...     "message": "Target data type should be numeric for regression type_
↪problems.",
...     "data_check_name": "InvalidTargetDataCheck",
...     "level": "error",
...     "details": {"columns": None, "rows": None},
...     "code": "TARGET_UNSUPPORTED_TYPE_REGRESSION",
...     "action_options": []
... }
... ]

```

The target cannot have null values.

```

>>> y = pd.Series([None, pd.NA, pd.NaT, None])
>>> assert target_check.validate(X, y) == [
...     {
...         "message": "Target is either empty or fully null.",
...         "data_check_name": "InvalidTargetDataCheck",
...         "level": "error",
...         "details": {"columns": None, "rows": None},
...         "code": "TARGET_IS_EMPTY_OR_FULLY_NULL",
...         "action_options": []
...     }
... ]
...
>>> y = pd.Series([1, None, 3, None])
>>> assert target_check.validate(None, y) == [
...     {
...         "message": "2 row(s) (50.0%) of target values are null",
...         "data_check_name": "InvalidTargetDataCheck",
...         "level": "error",
...         "details": {
...             "columns": None,
...             "rows": [1, 3],
...             "num_null_rows": 2,
...             "pct_null_rows": 50.0
...         },
...         "code": "TARGET_HAS_NULL",
...         "action_options": [
...             {
...                 "code": "IMPUTE_COL",
...                 "data_check_name": "InvalidTargetDataCheck",
...                 "parameters": {
...                     "impute_strategy": {
...                         "parameter_type": "global",
...                         "type": "category",
...                         "categories": ["mean", "most_frequent"],
...                         "default_value": "mean"

```

(continues on next page)

(continued from previous page)

```

...         }
...         },
...         "metadata": {"columns": None, "rows": None, "is_target":
↪ True},
...     },
... ],
... }
... ]

```

If the target values don't match the problem type passed, an error will be raised. In this instance, only two values exist in the target column, but multiclass has been passed as the problem type.

```

>>> X = pd.DataFrame([i for i in range(50)])
>>> y = pd.Series([i%2 for i in range(50)])
>>> target_check = InvalidTargetDataCheck("multiclass", "Log Loss Multiclass")
>>> assert target_check.validate(X, y) == [
...     {
...         "message": "Target has two or less classes, which is too few for
↪ multiclass problems. Consider changing to binary.",
...         "data_check_name": "InvalidTargetDataCheck",
...         "level": "error",
...         "details": {"columns": None, "rows": None, "num_classes": 2},
...         "code": "TARGET_MULTICLASS_NOT_ENOUGH_CLASSES",
...         "action_options": []
...     }
... ]

```

If the length of X and y differ, a warning will be raised. A warning will also be raised for indices that don't match.

```

>>> target_check = InvalidTargetDataCheck("regression", "R2")
>>> X = pd.DataFrame([i for i in range(5)])
>>> y = pd.Series([1, 2, 4, 3], index=[1, 2, 4, 3])
>>> assert target_check.validate(X, y) == [
...     {
...         "message": "Input target and features have different lengths",
...         "data_check_name": "InvalidTargetDataCheck",
...         "level": "warning",
...         "details": {"columns": None, "rows": None, "features_length": 5,
↪ "target_length": 4},
...         "code": "MISMATCHED_LENGTHS",
...         "action_options": []
...     },
...     {
...         "message": "Input target and features have mismatched indices.
↪ Details will include the first 10 mismatched indices.",
...         "data_check_name": "InvalidTargetDataCheck",
...         "level": "warning",
...         "details": {
...             "columns": None,
...             "rows": None,
...             "indices_not_in_features": [],

```

(continues on next page)



(continued from previous page)

```

...         "indices_not_in_target": [0]
...     },
...     "code": "MISMATCHED_INDICES",
...     "action_options": []
... }
... ]

```

## multicollinearity\_data\_check

Data check to check if any set features are likely to be multicollinear.

### Module Contents

#### Classes Summary

<i>MulticollinearityDataCheck</i>	Check if any set features are likely to be multicollinear.
-----------------------------------	--

### Contents

**class** evalml.data\_checks.multicollinearity\_data\_check.**MulticollinearityDataCheck**(*threshold=0.9*)

Check if any set features are likely to be multicollinear.

**Parameters** **threshold** (*float*) – The threshold to be considered. Defaults to 0.9.

#### Methods

<i>name</i>	Return a name describing the data check.
<i>validate</i>	Check if any set of features are likely to be multicollinear.

**name**(*cls*)

Return a name describing the data check.

**validate**(*self, X, y=None*)

Check if any set of features are likely to be multicollinear.

#### Parameters

- **X** (*pd.DataFrame*) – The input features to check.
- **y** (*pd.Series*) – The target. Ignored.

**Returns** dict with a DataCheckWarning if there are any potentially multicollinear columns.

**Return type** dict

## Example

```
>>> import pandas as pd
```

Columns in X that are highly correlated with each other will be identified using mutual information.

```
>>> col = pd.Series([1, 0, 2, 3, 4] * 15)
>>> X = pd.DataFrame({"col_1": col, "col_2": col * 3})
>>> y = pd.Series([1, 0, 0, 1, 0] * 15)
...
>>> multicollinearity_check = MulticollinearityDataCheck(threshold=1.0)
>>> assert multicollinearity_check.validate(X, y) == [
...     {
...         "message": "Columns are likely to be correlated: [('col_1', 'col_2'
...         ↪')]",
...         "data_check_name": "MulticollinearityDataCheck",
...         "level": "warning",
...         "code": "IS_MULTICOLLINEAR",
...         "details": {"columns": [("col_1", "col_2")], "rows": None},
...         "action_options": []
...     }
... ]
```

## no\_variance\_data\_check

Data check that checks if the target or any of the features have no variance.

## Module Contents

### Classes Summary

<code>NoVarianceDataCheck</code>	Check if the target or any of the features have no variance.
----------------------------------	--

## Contents

**class** evalml.data\_checks.no\_variance\_data\_check.**NoVarianceDataCheck**(*count\_nan\_as\_value=False*)

Check if the target or any of the features have no variance.

**Parameters** `count_nan_as_value` (*bool*) – If True, missing values will be counted as their own unique value. Additionally, if true, will return a `DataCheckWarning` instead of an error if the feature has mostly missing data and only one unique value. Defaults to False.

### Methods

<code>name</code>	Return a name describing the data check.
<code>validate</code>	Check if the target or any of the features have no variance (1 unique value).

**name**(*cls*)

Return a name describing the data check.

**validate**(*self, X, y=None*)

Check if the target or any of the features have no variance (1 unique value).

#### Parameters

- **X** (*pd.DataFrame, np.ndarray*) – The input features.
- **y** (*pd.Series, np.ndarray*) – Optional, the target data.

**Returns** A dict of warnings/errors corresponding to features or target with no variance.

**Return type** dict

### Examples

```
>>> import pandas as pd
```

Columns or target data that have only one unique value will raise an error.

```
>>> X = pd.DataFrame([2, 2, 2, 2, 2, 2, 2, 2], columns=["First_Column"])
>>> y = pd.Series([1, 1, 1, 1, 1, 1, 1, 1])
...
>>> novar_dc = NoVarianceDataCheck()
>>> assert novar_dc.validate(X, y) == [
...     {
...         "message": "'First_Column' has 1 unique value.",
...         "data_check_name": "NoVarianceDataCheck",
...         "level": "warning",
...         "details": {"columns": ["First_Column"], "rows": None},
...         "code": "NO_VARIANCE",
...         "action_options": [
...             {
...                 "code": "DROP_COL",
...                 "data_check_name": "NoVarianceDataCheck",
...                 "parameters": {},
...                 "metadata": {"columns": ["First_Column"], "rows": None}
...             }
...         ],
...     },
...     {
...         "message": "Y has 1 unique value.",
...         "data_check_name": "NoVarianceDataCheck",
...         "level": "warning",
...         "details": {"columns": ["Y"], "rows": None},
...         "code": "NO_VARIANCE",
...         "action_options": []
...     }
... ]
```

By default, NaNs will not be counted as distinct values. In the first example, there are still two distinct values besides None. In the second, there are no distinct values as the target is entirely null.

```
>>> X["First_Column"] = [2, 2, 2, 3, 3, 3, None, None]
>>> y = pd.Series([1, 1, 1, 2, 2, 2, None, None])
>>> assert novar_dc.validate(X, y) == []
...
...
>>> y = pd.Series([None] * 7)
>>> assert novar_dc.validate(X, y) == [
...     {
...         "message": "Y has 0 unique values.",
...         "data_check_name": "NoVarianceDataCheck",
...         "level": "warning",
...         "details": {"columns": ["Y"], "rows": None},
...         "code": "NO_VARIANCE_ZERO_UNIQUE",
...         "action_options": []
...     }
... ]
```

As None is not considered a distinct value by default, there is only one unique value in X and y.

```
>>> X["First_Column"] = [2, 2, 2, 2, None, None, None, None]
>>> y = pd.Series([1, 1, 1, 1, None, None, None, None])
>>> assert novar_dc.validate(X, y) == [
...     {
...         "message": "'First_Column' has 1 unique value.",
...         "data_check_name": "NoVarianceDataCheck",
...         "level": "warning",
...         "details": {"columns": ["First_Column"], "rows": None},
...         "code": "NO_VARIANCE",
...         "action_options": [
...             {
...                 "code": "DROP_COL",
...                 "data_check_name": "NoVarianceDataCheck",
...                 "parameters": {},
...                 "metadata": {"columns": ["First_Column"], "rows": None}
...             }
...         ],
...     },
...     {
...         "message": "Y has 1 unique value.",
...         "data_check_name": "NoVarianceDataCheck",
...         "level": "warning",
...         "details": {"columns": ["Y"], "rows": None},
...         "code": "NO_VARIANCE",
...         "action_options": []
...     }
... ]
```

If `count_nan_as_value` is set to `True`, then NaNs are counted as unique values. In the event that there is an adequate number of unique values only because `count_nan_as_value` is set to `True`, a warning will be raised so the user can encode these values.

```
>>> novar_dc = NoVarianceDataCheck(count_nan_as_value=True)
>>> assert novar_dc.validate(X, y) == []
```

(continues on next page)

(continued from previous page)

```
...     {
...         "message": "'First_Column' has two unique values including nulls.↵
↵Consider encoding the nulls for this column to be useful for machine learning.
↵",
...         "data_check_name": "NoVarianceDataCheck",
...         "level": "warning",
...         "details": {"columns": ["First_Column"], "rows": None},
...         "code": "NO_VARIANCE_WITH_NULL",
...         "action_options": [
...             {
...                 "code": "DROP_COL",
...                 "data_check_name": "NoVarianceDataCheck",
...                 "parameters": {},
...                 "metadata": {"columns": ["First_Column"], "rows": None}
...             },
...         ]
...     },
...     {
...         "message": "Y has two unique values including nulls. Consider↵
↵encoding the nulls for this column to be useful for machine learning.",
...         "data_check_name": "NoVarianceDataCheck",
...         "level": "warning",
...         "details": {"columns": ["Y"], "rows": None},
...         "code": "NO_VARIANCE_WITH_NULL",
...         "action_options": []
...     }
... ]
```

null\_data\_check

Data check that checks if there are any highly-null columns and rows in the input.

Module Contents

Classes Summary

<i>NullDataCheck</i>	Check if there are any highly-null numerical, boolean, categorical, natural language, and unknown columns and rows in the input.
----------------------	--

## Contents

```
class evalml.data_checks.null_data_check.NullDataCheck(pct_null_col_threshold=0.95,
                                                         pct_moderately_null_col_threshold=0.2,
                                                         pct_null_row_threshold=0.95)
```

Check if there are any highly-null numerical, boolean, categorical, natural language, and unknown columns and rows in the input.

### Parameters

- **pct\_null\_col\_threshold** (*float*) – If the percentage of NaN values in an input feature exceeds this amount, that column will be considered highly-null. Defaults to 0.95.
- **pct\_moderately\_null\_col\_threshold** (*float*) – If the percentage of NaN values in an input feature exceeds this amount but is less than the percentage specified in `pct_null_col_threshold`, that column will be considered moderately-null. Defaults to 0.20.
- **pct\_null\_row\_threshold** (*float*) – If the percentage of NaN values in an input row exceeds this amount, that row will be considered highly-null. Defaults to 0.95.

### Methods

<code>get_null_column_information</code>	Finds columns that are considered highly null (percentage null is greater than threshold) and returns dictionary mapping column name to percentage null and dictionary mapping column name to null indices.
<code>get_null_row_information</code>	Finds rows that are considered highly null (percentage null is greater than threshold).
<code>name</code>	Return a name describing the data check.
<code>validate</code>	Check if there are any highly-null columns or rows in the input.

```
static get_null_column_information(X, pct_null_col_threshold=0.0)
```

Finds columns that are considered highly null (percentage null is greater than threshold) and returns dictionary mapping column name to percentage null and dictionary mapping column name to null indices.

### Parameters

- **X** (*pd.DataFrame*) – DataFrame to check for highly null columns.
- **pct\_null\_col\_threshold** (*float*) – Percentage threshold for a column to be considered null. Defaults to 0.0.

**Returns** Tuple containing: dictionary mapping column name to its null percentage and dictionary mapping column name to null indices in that column.

**Return type** tuple

```
static get_null_row_information(X, pct_null_row_threshold=0.0)
```

Finds rows that are considered highly null (percentage null is greater than threshold).

### Parameters

- **X** (*pd.DataFrame*) – DataFrame to check for highly null rows.
- **pct\_null\_row\_threshold** (*float*) – Percentage threshold for a row to be considered null. Defaults to 0.0.

**Returns** Series containing the percentage null for each row.

**Return type** `pd.Series`

**name**(*cls*)

Return a name describing the data check.

**validate**(*self*, *X*, *y=None*)

Check if there are any highly-null columns or rows in the input.

**Parameters**

- *X* (`pd.DataFrame`, `np.ndarray`) – Features.
- *y* (`pd.Series`, `np.ndarray`) – Ignored. Defaults to `None`.

**Returns** dict with a `DataCheckWarning` if there are any highly-null columns or rows.

**Return type** dict

## Examples

```
>>> import pandas as pd
...
>>> class SeriesWrap():
...     def __init__(self, series):
...         self.series = series
...
...     def __eq__(self, series_2):
...         return all(self.series.eq(series_2.series))
```

With `pct_null_col_threshold` set to 0.50, any column that has 50% or more of its observations set to null will be included in the warning, as well as the percentage of null values identified (“all\_null”: 1.0, “lots\_of\_null”: 0.8).

```
>>> df = pd.DataFrame({
...     "all_null": [None, pd.NA, None, None, None],
...     "lots_of_null": [None, None, None, None, 5],
...     "few_null": [1, 2, None, 2, 3],
...     "no_null": [1, 2, 3, 4, 5]
... })
...
>>> highly_null_dc = NullDataCheck(pct_null_col_threshold=0.50)
>>> assert highly_null_dc.validate(df) == [
...     {
...         "message": "Column(s) 'all_null', 'lots_of_null' are 50.0% or more_
<-null",
...         "data_check_name": "NullDataCheck",
...         "level": "warning",
...         "details": {
...             "columns": ["all_null", "lots_of_null"],
...             "rows": None,
...             "pct_null_rows": {"all_null": 1.0, "lots_of_null": 0.8}
...         },
...         "code": "HIGHLY_NULL_COLS",
...         "action_options": [
...             {
```

(continues on next page)

(continued from previous page)

```

...         "code": "DROP_COL",
...         "data_check_name": "NullDataCheck",
...         "parameters": {},
...         "metadata": {"columns": ["all_null", "lots_of_null"], "rows
↪": None}
...     }
... ]
... },
... {
...     "message": "Column(s) 'few_null' have between 20.0% and 50.0% null_
↪values",
...     "data_check_name": "NullDataCheck",
...     "level": "warning",
...     "details": {"columns": ["few_null"], "rows": None},
...     "code": "COLS_WITH_NULL",
...     "action_options": [
...         {
...             "code": "IMPUTE_COL",
...             "data_check_name": "NullDataCheck",
...             "metadata": {"columns": ["few_null"], "rows": None, "is_
↪target": False},
...             "parameters": {
...                 "impute_strategies": {
...                     "parameter_type": "column",
...                     "columns": {
...                         "few_null": {
...                             "impute_strategy": {"categories": ["mean",
↪"most_frequent"], "type": "category", "default_value": "mean"}
...                         }
...                     }
...                 }
...             }
...         }
...     ]
... }
... ]

```

With `pct_null_row_threshold` set to 0.50, any row with 50% or more of its respective column values set to null will be included in the warning, as well as the offending rows (`"rows": [0, 1, 2, 3]`). Since the default value for `pct_null_col_threshold` is 0.95, `"all_null"` is also included in the warnings since the percentage of null values in that row is over 95%. Since the default value for `pct_moderately_null_col_threshold` is 0.20, `"few_null"` is included as a “moderately null” column as it has a null column percentage of 20%.

```

>>> highly_null_dc = NullDataCheck(pct_null_row_threshold=0.50)
>>> validation_messages = highly_null_dc.validate(df)
>>> validation_messages[0]["details"]["pct_null_cols"] = SeriesWrap(validation_
↪messages[0]["details"]["pct_null_cols"])
>>> highly_null_rows = SeriesWrap(pd.Series([0.5, 0.5, 0.75, 0.5]))
>>> assert validation_messages == [
...     {
...         "message": "4 out of 5 rows are 50.0% or more null",
...         "data_check_name": "NullDataCheck",

```

(continues on next page)



(continued from previous page)

```

...     "level": "warning",
...     "details": {
...         "columns": None,
...         "rows": [0, 1, 2, 3],
...         "pct_null_cols": highly_null_rows
...     },
...     "code": "HIGHLY_NULL_ROWS",
...     "action_options": [
...         {
...             "code": "DROP_ROWS",
...             "data_check_name": "NullDataCheck",
...             "parameters": {},
...             "metadata": {"columns": None, "rows": [0, 1, 2, 3]}
...         }
...     ]
... },
... {
...     "message": "Column(s) 'all_null' are 95.0% or more null",
...     "data_check_name": "NullDataCheck",
...     "level": "warning",
...     "details": {
...         "columns": ["all_null"],
...         "rows": None,
...         "pct_null_rows": {"all_null": 1.0}
...     },
...     "code": "HIGHLY_NULL_COLS",
...     "action_options": [
...         {
...             "code": "DROP_COL",
...             "data_check_name": "NullDataCheck",
...             "metadata": {"columns": ["all_null"], "rows": None},
...             "parameters": {}
...         }
...     ]
... },
... {
...     "message": "Column(s) 'lots_of_null', 'few_null' have between 20.0%
↪ and 95.0% null values",
...     "data_check_name": "NullDataCheck",
...     "level": "warning",
...     "details": {"columns": ["lots_of_null", "few_null"], "rows": None},
...     "code": "COLS_WITH_NULL",
...     "action_options": [
...         {
...             "code": "IMPUTE_COL",
...             "data_check_name": "NullDataCheck",
...             "metadata": {"columns": ["lots_of_null", "few_null"], "rows":
↪ None, "is_target": False},
...             "parameters": {
...                 "impute_strategies": {
...                     "parameter_type": "column",
...                     "columns": {

```

(continues on next page)

(continued from previous page)

```
...         "lots_of_null": {"impute_strategy": {"categories
↪": ["mean", "most_frequent"], "type": "category", "default_value": "mean"}},
...         "few_null": {"impute_strategy": {"categories": [
↪"mean", "most_frequent"], "type": "category", "default_value": "mean"}}
...     }
... }
... }
... ]
... }
```

outliers\_data\_check

Data check that checks if there are any outliers in input data by using IQR to determine score anomalies.

Module Contents

Classes Summary

<i>OutliersDataCheck</i>	Checks if there are any outliers in input data by using IQR to determine score anomalies.
--------------------------	---

Contents

**class** evalml.data\_checks.outliers\_data\_check.OutliersDataCheck

Checks if there are any outliers in input data by using IQR to determine score anomalies.  
Columns with score anomalies are considered to contain outliers.

Methods

<i>get_boxplot_data</i>	Returns box plot information for the given data.
<i>name</i>	Return a name describing the data check.
<i>validate</i>	Check if there are any outliers in a dataframe by using IQR to determine column anomalies. Column with anomalies are considered to contain outliers.

**static** get\_boxplot\_data(data\_)

Returns box plot information for the given data.  
**Parameters** data (pd.Series, np.ndarray) – Input data.  
**Returns** A payload of box plot statistics.  
**Return type** dict

## Examples

```
>>> import pandas as pd
...
>>> df = pd.DataFrame({
...     "x": [1, 2, 3, 4, 5],
...     "y": [6, 7, 8, 9, 10],
...     "z": [-1, -2, -3, -1201, -4]
... })
>>> box_plot_data = OutliersDataCheck.get_boxplot_data(df["z"])
>>> box_plot_data["score"] = round(box_plot_data["score"], 2)
>>> assert box_plot_data == {
...     "score": 0.89,
...     "pct_outliers": 0.2,
...     "values": {"q1": -4.0,
...                 "median": -3.0,
...                 "q3": -2.0,
...                 "low_bound": -7.0,
...                 "high_bound": -1.0,
...                 "low_values": [-1201],
...                 "high_values": [],
...                 "low_indices": [3],
...                 "high_indices": []}
... }
```

**name**(*cls*)

Return a name describing the data check.

**validate**(*self*, *X*, *y=None*)

Check if there are any outliers in a dataframe by using IQR to determine column anomalies. Column with anomalies are considered to contain outliers.

### Parameters

- **X** (*pd.DataFrame*, *np.ndarray*) – Input features.
- **y** (*pd.Series*, *np.ndarray*) – Ignored. Defaults to None.

**Returns** A dictionary with warnings if any columns have outliers.

**Return type** dict

## Examples

```
>>> import pandas as pd
```

The column “z” has an outlier so a warning is added to alert the user of its location.

```
>>> df = pd.DataFrame({
...     "x": [1, 2, 3, 4, 5],
...     "y": [6, 7, 8, 9, 10],
...     "z": [-1, -2, -3, -1201, -4]
... })
...
>>> outliers_check = OutliersDataCheck()
```

(continues on next page)

(continued from previous page)

```

>>> assert outliers_check.validate(df) == [
...     {
...         "message": "Column(s) 'z' are likely to have outlier data.",
...         "data_check_name": "OutliersDataCheck",
...         "level": "warning",
...         "code": "HAS_OUTLIERS",
...         "details": {"columns": ["z"], "rows": [3], "column_indices": {"z": 1,
↪ [3]}},
...         "action_options": [
...             {
...                 "code": "DROP_ROWS",
...                 "data_check_name": "OutliersDataCheck",
...                 "parameters": {},
...                 "metadata": {"rows": [3], "columns": None}
...             }
...         ]
...     }
... ]

```

## sparsity\_data\_check

Data check that checks if there are any columns with sparsely populated values in the input.

### Module Contents

#### Classes Summary

<i>SparsityDataCheck</i>	Check if there are any columns with sparsely populated values in the input.
--------------------------	---

#### Attributes Summary

<i>warning_too_unique</i>
---------------------------

### Contents

**class** evalml.data\_checks.sparsity\_data\_check.**SparsityDataCheck**(*problem\_type*, *threshold*, *unique\_count\_threshold=10*)

Check if there are any columns with sparsely populated values in the input.

#### Parameters

- **problem\_type** (*str* or *ProblemTypes*) – The specific problem type to data check for. ‘multiclass’ or ‘time series multiclass’ is the only accepted problem type.

- **threshold** (*float*) – The threshold value, or percentage of each column’s unique values, below which, a column exhibits sparsity. Should be between 0 and 1.
- **unique\_count\_threshold** (*int*) – The minimum number of times a unique value has to be present in a column to not be considered “sparse.” Defaults to 10.

## Methods

<i>name</i>	Return a name describing the data check.
<i>sparsity_score</i>	Calculate a sparsity score for the given value counts by calculating the percentage of unique values that exceed the count_threshold.
<i>validate</i>	Calculate what percentage of each column’s unique values exceed the count threshold and compare that percentage to the sparsity threshold stored in the class instance.

### **name**(*cls*)

Return a name describing the data check.

### **static sparsity\_score**(*col*, *count\_threshold=10*)

Calculate a sparsity score for the given value counts by calculating the percentage of unique values that exceed the count\_threshold.

#### Parameters

- **col** (*pd.Series*) – Feature values.
- **count\_threshold** (*int*) – The number of instances below which a value is considered sparse. Default is 10.

**Returns** Sparsity score, or the percentage of the unique values that exceed count\_threshold.

**Return type** (float)

### **validate**(*self*, *X*, *y=None*)

Calculate what percentage of each column’s unique values exceed the count threshold and compare that percentage to the sparsity threshold stored in the class instance.

#### Parameters

- **X** (*pd.DataFrame*, *np.ndarray*) – Features.
- **y** (*pd.Series*, *np.ndarray*) – Ignored.

**Returns** dict with a DataCheckWarning if there are any sparse columns.

**Return type** dict

## Examples

```
>>> import pandas as pd
```

For multiclass problems, if a column doesn’t have enough representation from unique values, it will be considered sparse.

```
>>> df = pd.DataFrame({
...     "sparse": [float(x) for x in range(100)],
...     "not_sparse": [float(1) for x in range(100)]
... })
...
>>> sparsity_check = SparsityDataCheck(problem_type="multiclass", threshold=0.5,
↳ unique_count_threshold=10)
>>> assert sparsity_check.validate(df) == [
...     {
...         "message": "Input columns ('sparse') for multiclass problem type_
↳ are too sparse.",
...         "data_check_name": "SparsityDataCheck",
...         "level": "warning",
...         "code": "TOO_SPARSE",
...         "details": {
...             "columns": ["sparse"],
...             "sparsity_score": {"sparse": 0.0},
...             "rows": None
...         },
...         "action_options": [
...             {
...                 "code": "DROP_COL",
...                 "data_check_name": "SparsityDataCheck",
...                 "parameters": {},
...                 "metadata": {"columns": ["sparse"], "rows": None}
...             }
...         ]
...     }
... ]
```

```
... >>> df["sparse"] = [float(x % 10) for x in range(100)] >>> sparsity_check = Sparsi-
tyDataCheck(problem_type="multiclass", threshold=1, unique_count_threshold=5) >>> assert spar-
sity_check.validate(df) == [] ... >>> sparse_array = pd.Series([1, 1, 1, 2, 2, 3] * 3) >>> assert Sparsi-
tyDataCheck.sparsity_score(sparse_array, count_threshold=5) == 0.6666666666666666
```

`evalml.data_checks.sparsity_data_check.warning_too_unique = Input columns ({} for {} problem type are too sparse.`

### target\_distribution\_data\_check

Data check that checks if the target data contains certain distributions that may need to be transformed prior training to improve model performance.

## Module Contents

### Classes Summary

<i>TargetDistributionDataCheck</i>	Check if the target data contains certain distributions that may need to be transformed prior training to improve model performance. Uses the Shapiro-Wilks test when the dataset is $\leq 5000$ samples, otherwise uses Jarque-Bera.
------------------------------------	---

### Contents

**class** evalml.data\_checks.target\_distribution\_data\_check.TargetDistributionDataCheck

Check if the target data contains certain distributions that may need to be transformed prior training to improve model performance. Uses the Shapiro-Wilks test when the dataset is  $\leq 5000$  samples, otherwise uses Jarque-Bera.

#### Methods

<i>name</i>	Return a name describing the data check.
<i>validate</i>	Check if the target data has a certain distribution.

**name**(cls)

Return a name describing the data check.

**validate**(self, X, y)

Check if the target data has a certain distribution.

#### Parameters

- **X** (*pd.DataFrame*, *np.ndarray*) – Features. Ignored.
- **y** (*pd.Series*, *np.ndarray*) – Target data to check for underlying distributions.

**Returns** List with DataCheckErrors if certain distributions are found in the target data.

**Return type** dict (DataCheckError)

### Examples

```
>>> import pandas as pd
```

Targets that exhibit a lognormal distribution will raise a warning for the user to transform the target.

```
>>> y = [0.946, 0.972, 1.154, 0.954, 0.969, 1.222, 1.038, 0.999, 0.973, 0.897]
>>> target_check = TargetDistributionDataCheck()
>>> assert target_check.validate(None, y) == [
...     {
...         "message": "Target may have a lognormal distribution.",
...         "data_check_name": "TargetDistributionDataCheck",
...         "level": "warning",
...         "code": "TARGET_LOGNORMAL_DISTRIBUTION",
```

(continues on next page)

(continued from previous page)

```

...     "details": {"normalization_method": "shapiro", "statistic": 0.8, "p-
↪value": 0.045, "columns": None, "rows": None},
...     "action_options": [
...         {
...             "code": "TRANSFORM_TARGET",
...             "data_check_name": "TargetDistributionDataCheck",
...             "parameters": {},
...             "metadata": {
...                 "transformation_strategy": "lognormal",
...                 "is_target": True,
...                 "columns": None,
...                 "rows": None
...             }
...         }
...     ]
... }
... ]
...
>>> y = pd.Series([1, 1, 1, 2, 2, 3, 4, 4, 5, 5, 5])
>>> assert target_check.validate(None, y) == []
...
>>> y = pd.Series(pd.date_range("1/1/21", periods=10))
>>> assert target_check.validate(None, y) == [
...     {
...         "message": "Target is unsupported datetime type. Valid Woodwork
↪logical types include: integer, double, age, age_fractional",
...         "data_check_name": "TargetDistributionDataCheck",
...         "level": "error",
...         "details": {"columns": None, "rows": None, "unsupported_type":
↪"datetime"},
...         "code": "TARGET_UNSUPPORTED_TYPE",
...         "action_options": []
...     }
... ]

```

### target\_leakage\_data\_check

Data check that checks if any of the features are highly correlated with the target by using mutual information or Pearson correlation.



## Module Contents

### Classes Summary

<a href="#"><i>TargetLeakageDataCheck</i></a>	Check if any of the features are highly correlated with the target by using mutual information, Pearson correlation, and other correlation metrics.
---	---

### Contents

**class** evalml.data\_checks.target\_leakage\_data\_check.**TargetLeakageDataCheck**(*pct\_corr\_threshold=0.95*, *method='all'*)

Check if any of the features are highly correlated with the target by using mutual information, Pearson correlation, and other correlation metrics.

If *method='mutual\_info'*, this data check uses mutual information and supports all target and feature types. Other correlation metrics only support binary with numeric and boolean dtypes. This method will return a value in [-1, 1] if other correlation metrics are selected and will returns a value in [0, 1] if mutual information is selected. Correlation metrics available can be found in Woodwork's [dependence\\_dict method](#).

#### Parameters

- **pct\_corr\_threshold** (*float*) – The correlation threshold to be considered leakage. Defaults to 0.95.
- **method** (*string*) – The method to determine correlation. Use 'all' or 'max' for the maximum correlation, or for specific correlation metrics, use their name (ie 'mutual\_info' for mutual information, 'pearson' for Pearson correlation, etc). possible methods can be found in Woodwork's [config](#), under *correlation\_metrics*. Defaults to 'all'.

#### Methods

<a href="#"><i>name</i></a>	Return a name describing the data check.
<a href="#"><i>validate</i></a>	Check if any of the features are highly correlated with the target by using mutual information, Pearson correlation, and/or Spearman correlation.

**name**(*cls*)

Return a name describing the data check.

**validate**(*self, X, y*)

Check if any of the features are highly correlated with the target by using mutual information, Pearson correlation, and/or Spearman correlation.

If *method='mutual\_info'* or *method='max'*, supports all target and feature types. Other correlation metrics only support binary with numeric and boolean dtypes. This method will return a value in [-1, 1] if other correlation metrics are selected and will returns a value in [0, 1] if mutual information is selected.

#### Parameters

- **X** (*pd.DataFrame, np.ndarray*) – The input features to check.
- **y** (*pd.Series, np.ndarray*) – The target data.

**Returns** dict with a DataCheckWarning if target leakage is detected.

**Return type** dict (DataCheckWarning)

## Examples

```
>>> import pandas as pd
```

Any columns that are strongly correlated with the target will raise a warning. This could be indicative of data leakage.

```
>>> X = pd.DataFrame({
...     "leak": [10, 42, 31, 51, 61] * 15,
...     "x": [42, 54, 12, 64, 12] * 15,
...     "y": [13, 5, 13, 74, 24] * 15,
... })
>>> y = pd.Series([10, 42, 31, 51, 40] * 15)
...
>>> target_leakage_check = TargetLeakageDataCheck(pct_corr_threshold=0.95)
>>> assert target_leakage_check.validate(X, y) == [
...     {
...         "message": "Column 'leak' is 95.0% or more correlated with the_
↳target",
...         "data_check_name": "TargetLeakageDataCheck",
...         "level": "warning",
...         "code": "TARGET_LEAKAGE",
...         "details": {"columns": ["leak"], "rows": None},
...         "action_options": [
...             {
...                 "code": "DROP_COL",
...                 "data_check_name": "TargetLeakageDataCheck",
...                 "parameters": {},
...                 "metadata": {"columns": ["leak"], "rows": None}
...             }
...         ]
...     }
... ]
```

The default method can be changed to pearson from mutual\_info.

```
>>> X["x"] = y / 2
>>> target_leakage_check = TargetLeakageDataCheck(pct_corr_threshold=0.8,
↳method="pearson")
>>> assert target_leakage_check.validate(X, y) == [
...     {
...         "message": "Columns 'leak', 'x' are 80.0% or more correlated with_
↳the target",
...         "data_check_name": "TargetLeakageDataCheck",
...         "level": "warning",
...         "details": {"columns": ["leak", "x"], "rows": None},
...         "code": "TARGET_LEAKAGE",
...         "action_options": [
...             {
...                 "code": "DROP_COL",
...                 "data_check_name": "TargetLeakageDataCheck",
...             }
...         ]
...     }
... ]
```

(continues on next page)

(continued from previous page)

```

...         "parameters": {},
...         "metadata": {"columns": ["leak", "x"], "rows": None}
...     }
... ]

```

## ts\_parameters\_data\_check

Data check that checks whether the time series parameters are compatible with the data size.

## Module Contents

### Classes Summary

<i>TimeSeriesParametersDataCheck</i>	Checks whether the time series parameters are compatible with data splitting.
--------------------------------------	---

## Contents

**class** evalml.data\_checks.ts\_parameters\_data\_check.**TimeSeriesParametersDataCheck**(*problem\_configuration*, *n\_splits*)

Checks whether the time series parameters are compatible with data splitting.

If  $\text{gap} + \text{max\_delay} + \text{forecast\_horizon} > X.\text{shape}[0] // (\text{n\_splits} + 1)$

then the feature engineering window is larger than the smallest split. This will cause the pipeline to create features from data that does not exist, which will cause errors.

### Parameters

- **problem\_configuration** (*dict*) – Dict containing problem\_configuration parameters.
- **n\_splits** (*int*) – Number of time series splits.

### Methods

<i>name</i>	Return a name describing the data check.
<i>validate</i>	Check if the time series parameters are compatible with data splitting.

**name**(*cls*)

Return a name describing the data check.

**validate**(*self*, *X*, *y=None*)

Check if the time series parameters are compatible with data splitting.

### Parameters

- **X** (*pd.DataFrame*, *np.ndarray*) – Features.
- **y** (*pd.Series*, *np.ndarray*) – Ignored. Defaults to None.

**Returns** dict with a DataCheckError if parameters are too big for the split sizes.

**Return type** dict

## Examples

```
>>> import pandas as pd
```

The time series parameters have to be compatible with the data passed. If the window size (gap + max\_delay + forecast\_horizon) is greater than or equal to the split size, then an error will be raised.

```
>>> X = pd.DataFrame({
...     "dates": pd.date_range("1/1/21", periods=100),
...     "first": [i for i in range(100)],
... })
>>> y = pd.Series([i for i in range(100)])
...
>>> problem_config = {"gap": 7, "max_delay": 2, "forecast_horizon": 12, "time_
↳index": "dates"}
>>> ts_parameters_check = TimeSeriesParametersDataCheck(problem_
↳configuration=problem_config, n_splits=7)
>>> assert ts_parameters_check.validate(X, y) == [
...     {
...         "message": "Since the data has 100 observations, n_splits=7, and a
↳forecast horizon of 12, the smallest "
...         "split would have 16 observations. Since 21 (gap + max_
↳delay + forecast_horizon)"
...         ">= 16, then at least one of the splits would be empty.
↳by the time it reaches "
...         "the pipeline. Please use a smaller number of splits,
↳reduce one or more these "
...         "parameters, or collect more data.",
...         "data_check_name": "TimeSeriesParametersDataCheck",
...         "level": "error",
...         "code": "TIMESERIES_PARAMETERS_NOT_COMPATIBLE_WITH_SPLIT",
...         "details": {
...             "columns": None,
...             "rows": None,
...             "max_window_size": 21,
...             "min_split_size": 16,
...             "n_obs": 100,
...             "n_splits": 7
...         },
...         "action_options": []
...     }
... ]
```

## ts\_splitting\_data\_check

Data check that checks whether the time series training and validation splits have adequate class representation.

### Module Contents

#### Classes Summary

<i>TimeSeriesSplittingDataCheck</i>	Checks whether the time series target data is compatible with splitting.
-------------------------------------	--

### Contents

**class** evalml.data\_checks.ts\_splitting\_data\_check.**TimeSeriesSplittingDataCheck**(*problem\_type*, *n\_splits*)

Checks whether the time series target data is compatible with splitting.

If the target data in the training and validation of every split doesn't have representation from all classes (for time series classification problems) this will prevent the estimators from training on all potential outcomes which will cause errors during prediction.

#### Parameters

- **problem\_type** (*str* or *ProblemTypes*) – Problem type.
- **n\_splits** (*int*) – Number of time series splits.

#### Methods

<i>name</i>	Return a name describing the data check.
<i>validate</i>	Check if the training and validation targets are compatible with time series data splitting.

**name**(*cls*)

Return a name describing the data check.

**validate**(*self*, *X*, *y*)

Check if the training and validation targets are compatible with time series data splitting.

#### Parameters

- **X** (*pd.DataFrame*, *np.ndarray*) – Ignored. Features.
- **y** (*pd.Series*, *np.ndarray*) – Target data.

**Returns** dict with a DataCheckError if splitting would result in inadequate class representation.

**Return type** dict

## Example

```
>>> import pandas as pd
```

Passing `n_splits` as 3 means that the data will be segmented into 4 parts to be iterated over for training and validation splits. The first split results in training indices of [0:25] and validation indices of [25:50]. The training indices of the first split result in only one unique value (0). The third split results in training indices of [0:75] and validation indices of [75:100]. The validation indices of the third split result in only one unique value (1).

```
>>> X = None
>>> y = pd.Series([0 if i < 45 else i % 2 if i < 55 else 1 for i in range(100)])
>>> ts_splitting_check = TimeSeriesSplittingDataCheck("time series binary", 3)
>>> assert ts_splitting_check.validate(X, y) == [
...     {
...         "message": "Time Series Binary and Time Series Multiclass problem "
...                     "types require every training and validation split to "
...                     "have at least one instance of all the target classes. "
...                     "The following splits are invalid: [1, 3]",
...         "data_check_name": "TimeSeriesSplittingDataCheck",
...         "level": "error",
...         "details": {
...             "columns": None, "rows": None,
...             "invalid_splits": {
...                 1: {"Training": [0, 25]},
...                 3: {"Validation": [75, 100]}
...             }
...         },
...         "code": "TIMESERIES_TARGET_NOT_COMPATIBLE_WITH_SPLIT",
...         "action_options": []
...     }
... ]
```

## uniqueness\_data\_check

Data check that checks if there are any columns in the input that are either too unique for classification problems or not unique enough for regression problems.

## Module Contents

## Classes Summary

---

*UniquenessDataCheck*

Check if there are any columns in the input that are either too unique for classification problems or not unique enough for regression problems.

---

## Attributes Summary

---

*warning\_not\_unique\_enough*

---

*warning\_too\_unique*

---

## Contents

**class** evalml.data\_checks.uniqueness\_data\_check.**UniquenessDataCheck**(*problem\_type*,  
*threshold=0.5*)

Check if there are any columns in the input that are either too unique for classification problems or not unique enough for regression problems.

### Parameters

- **problem\_type** (*str* or *ProblemTypes*) – The specific problem type to data check for. e.g. ‘binary’, ‘multiclass’, ‘regression’, ‘time series regression’
- **threshold** (*float*) – The threshold to set as an upper bound on uniqueness for classification type problems or lower bound on for regression type problems. Defaults to 0.50.

### Methods

<i>name</i>	Return a name describing the data check.
<i>uniqueness_score</i>	Calculate a uniqueness score for the provided field. NaN values are not considered as unique values in the calculation.
<i>validate</i>	Check if there are any columns in the input that are too unique in the case of classification problems or not unique enough in the case of regression problems.

**name**(*cls*)

Return a name describing the data check.

**static uniqueness\_score**(*col*, *drop\_na=True*)

Calculate a uniqueness score for the provided field. NaN values are not considered as unique values in the calculation.

Based on the Herfindahl-Hirschman Index.

### Parameters

- **col** (*pd.Series*) – Feature values.
- **drop\_na** (*bool*) – Whether to drop null values when computing the uniqueness score. Defaults to True.

**Returns** Uniqueness score.

**Return type** (float)

**validate**(*self*, *X*, *y=None*)

Check if there are any columns in the input that are too unique in the case of classification problems or not unique enough in the case of regression problems.

**Parameters**

- **X** (*pd.DataFrame*, *np.ndarray*) – Features.
- **y** (*pd.Series*, *np.ndarray*) – Ignored. Defaults to None.

**Returns**

**dict with a DataCheckWarning if there are any too unique or not unique enough columns.**

**Return type** dict

**Examples**

```
>>> import pandas as pd
```

Because the problem type is regression, the column “regression\_not\_unique\_enough” raises a warning for having just one value.

```
>>> df = pd.DataFrame({
...     "regression_unique_enough": [float(x) for x in range(100)],
...     "regression_not_unique_enough": [float(1) for x in range(100)]
... })
...
>>> uniqueness_check = UniquenessDataCheck(problem_type="regression",
↳ threshold=0.8)
>>> assert uniqueness_check.validate(df) == [
...     {
...         "message": "Input columns 'regression_not_unique_enough' for
↳ regression problem type are not unique enough.",
...         "data_check_name": "UniquenessDataCheck",
...         "level": "warning",
...         "code": "NOT_UNIQUE_ENOUGH",
...         "details": {"columns": ["regression_not_unique_enough"],
↳ "uniqueness_score": {"regression_not_unique_enough": 0.0}, "rows": None},
...         "action_options": [
...             {
...                 "code": "DROP_COL",
...                 "parameters": {},
...                 "data_check_name": "UniquenessDataCheck",
...                 "metadata": {"columns": ["regression_not_unique_enough"],
↳ "rows": None}
...             }
...         ]
...     }
... ]
```

For multiclass, the column “regression\_unique\_enough” has too many unique values and will raise an appropriate warning. `>>> y = pd.Series([1, 1, 1, 2, 2, 3, 3, 3])` `>>> uniqueness_check = UniquenessDataCheck(problem_type="multiclass", threshold=0.8)` `>>> assert uniqueness_check.validate(df) == [ ... { ... “message”: “Input columns ‘regression_unique_enough’ for multiclass problem type are too unique.”, ... “data_check_name”: “UniquenessDataCheck”, ... “level”: “warning”, ... “details”: { ... “columns”: [“regression_unique_enough”], ... “rows”: None, ... “uniqueness_score”: {“regression_unique_enough”: 0.99} ... }, ... “code”: “TOO_UNIQUE”, ... “action_options”: [ ... { ... “code”: “DROP_COL”, ... “data_check_name”: “UniquenessDataCheck”, ... “parameters”: {}, ...`



```

“metadata”: {“columns”: [“regression_unique_enough”], “rows”: None} ... } ... ] ... } ... ] ...
>>> assert UniquenessDataCheck.uniqueness_score(y) == 0.65625

```

```

evalml.data_checks.uniqueness_data_check.warning_not_unique_enough = Input columns {} for
{} problem type are not unique enough.

```

```

evalml.data_checks.uniqueness_data_check.warning_too_unique = Input columns {} for {}
problem type are too unique.

```

## utils

Utility methods for the data checks in EvalML.

## Module Contents

### Functions

<code>handle_data_check_action_code</code>	Handles data check action codes by either returning the DataCheckActionCode or converting from a str.
--	---

## Contents

`evalml.data_checks.utils.handle_data_check_action_code(action_code)`

Handles data check action codes by either returning the DataCheckActionCode or converting from a str.

**Parameters** `action_code` (*str or DataCheckActionCode*) – Data check action code that needs to be handled.

**Returns** DataCheckActionCode enum

**Raises**

- **KeyError** – If input is not a valid DataCheckActionCode enum value.
- **ValueError** – If input is not a string or DataCheckActionCode object.

## Examples

```

>>> assert handle_data_check_action_code("drop_col") == DataCheckActionCode.DROP_COL
>>> assert handle_data_check_action_code("DROP_ROWS") == DataCheckActionCode.DROP_
↳ ROWS
>>> assert handle_data_check_action_code("Impute_col") == DataCheckActionCode.
↳ IMPUTE_COL

```

## Package Contents

## Classes Summary

<i>ClassImbalanceDataCheck</i>	Check if any of the target labels are imbalanced, or if the number of values for each target are below 2 times the number of CV folds. Use for classification problems.
<i>DataCheck</i>	Base class for all data checks.
<i>DataCheckAction</i>	A recommended action returned by a DataCheck.
<i>DataCheckActionCode</i>	Enum for data check action code.
<i>DataCheckActionOption</i>	A recommended action option returned by a DataCheck.
<i>DataCheckError</i>	DataCheckMessage subclass for errors returned by data checks.
<i>DataCheckMessage</i>	Base class for a message returned by a DataCheck, tagged by name.
<i>DataCheckMessageCode</i>	Enum for data check message code.
<i>DataCheckMessageType</i>	Enum for type of data check message: WARNING or ERROR.
<i>DataChecks</i>	A collection of data checks.
<i>DataCheckWarning</i>	DataCheckMessage subclass for warnings returned by data checks.
<i>DateTimeFormatDataCheck</i>	Check if the datetime column has equally spaced intervals and is monotonically increasing or decreasing in order to be supported by time series estimators.
<i>DCAOPParameterAllowedValuesType</i>	Enum for data check action option parameter allowed values type.
<i>DCAOPParameterType</i>	Enum for data check action option parameter type.
<i>DefaultDataChecks</i>	A collection of basic data checks that is used by AutoML by default.
<i>IDColumnsDataCheck</i>	Check if any of the features are likely to be ID columns.
<i>InvalidTargetDataCheck</i>	Check if the target data is considered invalid.
<i>MulticollinearityDataCheck</i>	Check if any set features are likely to be multicollinear.
<i>NoVarianceDataCheck</i>	Check if the target or any of the features have no variance.
<i>NullDataCheck</i>	Check if there are any highly-null numerical, boolean, categorical, natural language, and unknown columns and rows in the input.
<i>OutliersDataCheck</i>	Checks if there are any outliers in input data by using IQR to determine score anomalies.
<i>SparsityDataCheck</i>	Check if there are any columns with sparsely populated values in the input.
<i>TargetDistributionDataCheck</i>	Check if the target data contains certain distributions that may need to be transformed prior training to improve model performance. Uses the Shapiro-Wilks test when the dataset is $\leq 5000$ samples, otherwise uses Jarque-Bera.
<i>TargetLeakageDataCheck</i>	Check if any of the features are highly correlated with the target by using mutual information, Pearson correlation, and other correlation metrics.
<i>TimeSeriesParametersDataCheck</i>	Checks whether the time series parameters are compatible with data splitting.
<i>TimeSeriesSplittingDataCheck</i>	Checks whether the time series target data is compatible with splitting.
<i>UniquenessDataCheck</i>	Check if there are any columns in the input that are either too unique for classification problems or not unique enough for regression problems.

## Contents

**class** evalml.data\_checks.**ClassImbalanceDataCheck**(*threshold=0.1, min\_samples=100, num\_cv\_folds=3, test\_size=None*)

Check if any of the target labels are imbalanced, or if the number of values for each target are below 2 times the number of CV folds. Use for classification problems.

### Parameters

- **threshold** (*float*) – The minimum threshold allowed for class imbalance before a warning is raised. This threshold is calculated by comparing the number of samples in each class to the sum of samples in that class and the majority class. For example, a multiclass case with [900, 900, 100] samples per classes 0, 1, and 2, respectively, would have a 0.10 threshold for class 2 ( $100 / (900 + 100)$ ). Defaults to 0.10.
- **min\_samples** (*int*) – The minimum number of samples per accepted class. If the minority class is both below the threshold and min\_samples, then we consider this severely imbalanced. Must be greater than 0. Defaults to 100.
- **num\_cv\_folds** (*int*) – The number of cross-validation folds. Must be positive. Choose 0 to ignore this warning. Defaults to 3.
- **test\_size** (*None, float, int*) – Percentage of test set size. Used to calculate class imbalance prior to splitting the data into training and validation/test sets.

### Raises

- **ValueError** – If threshold is not within 0 and 0.5
- **ValueError** – If min\_samples is not greater than 0
- **ValueError** – If number of cv folds is negative
- **ValueError** – If test\_size is not between 0 and 1

### Methods

<i>name</i>	Return a name describing the data check.
<i>validate</i>	Check if any target labels are imbalanced beyond a threshold for binary and multiclass problems.

**name**(*cls*)

Return a name describing the data check.

**validate**(*self, X, y*)

Check if any target labels are imbalanced beyond a threshold for binary and multiclass problems.

Ignores NaN values in target labels if they appear.

### Parameters

- **X** (*pd.DataFrame, np.ndarray*) – Features. Ignored.
- **y** (*pd.Series, np.ndarray*) – Target labels to check for imbalanced data.

### Returns

**Dictionary with DataCheckWarnings if imbalance in classes is less than the threshold,**  
and DataCheckErrors if the number of values for each target is below  $2 * \text{num\_cv\_folds}$ .

**Return type** dict

## Examples

```
>>> import pandas as pd
...
>>> X = pd.DataFrame()
>>> y = pd.Series([0, 1, 1, 1, 1, 1, 1, 1, 1, 1])
```

In this binary example, the target class 0 is present in fewer than 10% (threshold=0.10) of instances, and fewer than  $2 * \text{the number of cross folds}$  ( $2 * 3 = 6$ ). Therefore, both a warning and an error are returned as part of the Class Imbalance Data Check. In addition, if a target is present with fewer than *min\_samples* occurrences (default is 100) and is under the threshold, a severe class imbalance warning will be raised.

```
>>> class_imb_dc = ClassImbalanceDataCheck(threshold=0.10)
>>> assert class_imb_dc.validate(X, y) == [
...     {
...         "message": "The number of instances of these targets is less than 2_
↳ * the number of cross folds = 6 instances: [0]",
...         "data_check_name": "ClassImbalanceDataCheck",
...         "level": "error",
...         "code": "CLASS_IMBALANCE_BELOW_FOLDS",
...         "details": {"target_values": [0], "rows": None, "columns": None},
...         "action_options": []
...     },
...     {
...         "message": "The following labels fall below 10% of the target: [0]",
...         "data_check_name": "ClassImbalanceDataCheck",
...         "level": "warning",
...         "code": "CLASS_IMBALANCE_BELOW_THRESHOLD",
...         "details": {"target_values": [0], "rows": None, "columns": None},
...         "action_options": []
...     },
...     {
...         "message": "The following labels in the target have severe class_
↳ imbalance because they fall under 10% of the target and have less than 100_
↳ samples: [0]",
...         "data_check_name": "ClassImbalanceDataCheck",
...         "level": "warning",
...         "code": "CLASS_IMBALANCE_SEVERE",
...         "details": {"target_values": [0], "rows": None, "columns": None},
...         "action_options": []
...     }
... ]
```

In this multiclass example, the target class 0 is present in fewer than 30% of observations, however with 1 cv fold, the minimum number of instances required is  $2 * 1 = 2$ . Therefore a warning, but not an error, is raised.

```
>>> y = pd.Series([0, 0, 1, 1, 1, 1, 2, 2, 2, 2])
>>> class_imb_dc = ClassImbalanceDataCheck(threshold=0.30, min_samples=5, num_
↳ cv_folds=1)
>>> assert class_imb_dc.validate(X, y) == [
...     {
...         "message": "The following labels fall below 30% of the target: [0]",
```

(continues on next page)

(continued from previous page)

```

...     "data_check_name": "ClassImbalanceDataCheck",
...     "level": "warning",
...     "code": "CLASS_IMBALANCE_BELOW_THRESHOLD",
...     "details": {"target_values": [0], "rows": None, "columns": None},
...     "action_options": []
... },
... {
...     "message": "The following labels in the target have severe class_
↪ imbalance because they fall under 30% of the target and have less than 5_
↪ samples: [0]",
...     "data_check_name": "ClassImbalanceDataCheck",
...     "level": "warning",
...     "code": "CLASS_IMBALANCE_SEVERE",
...     "details": {"target_values": [0], "rows": None, "columns": None},
...     "action_options": []
... }
... ]
...
>>> y = pd.Series([0, 0, 1, 1, 1, 1, 2, 2, 2, 2])
>>> class_imb_dc = ClassImbalanceDataCheck(threshold=0.30, num_cv_folds=1)
>>> assert class_imb_dc.validate(X, y) == []

```

**class evalml.data\_checks.DataCheck**

Base class for all data checks.

Data checks are a set of heuristics used to determine if there are problems with input data.

**Methods**

<i>name</i>	Return a name describing the data check.
<i>validate</i>	Inspect and validate the input data, runs any necessary calculations or algorithms, and returns a list of warnings and errors if applicable.

**name(*cls*)**

Return a name describing the data check.

**abstract validate(*self*, *X*, *y*=None)**

Inspect and validate the input data, runs any necessary calculations or algorithms, and returns a list of warnings and errors if applicable.

**Parameters**

- **X** (*pd.DataFrame*) – The input data of shape [n\_samples, n\_features]
- **y** (*pd.Series*, *optional*) – The target data of length [n\_samples]

**Returns** Dictionary of DataCheckError and DataCheckWarning messages

**Return type** dict (*DataCheckMessage*)

**class evalml.data\_checks.DataCheckAction(action\_code, data\_check\_name, metadata=None)**

A recommended action returned by a DataCheck.

**Parameters**

- **action\_code** (*str*, *DataCheckActionCode*) – Action code associated with the action.

- **data\_check\_name** (*str*) – Name of data check.
- **metadata** (*dict*, *optional*) – Additional useful information associated with the action. Defaults to None.

## Methods

<a href="#"><code>convert_dict_to_action</code></a>	Convert a dictionary into a DataCheckAction.
<a href="#"><code>to_dict</code></a>	Return a dictionary form of the data check action.

**static** `convert_dict_to_action(action_dict)`

Convert a dictionary into a DataCheckAction.

**Parameters** `action_dict` – Dictionary to convert into action. Should have keys “code”, “data\_check\_name”, and “metadata”.

**Raises** `ValueError` – If input dictionary does not have keys `code` and `metadata` and if the `metadata` dictionary does not have keys `columns` and `rows`.

**Returns** DataCheckAction object from the input dictionary.

`to_dict(self)`

Return a dictionary form of the data check action.

**class** `evalml.data_checks.DataCheckActionCode`

Enum for data check action code.

## Attributes

<b>DROP_COL</b>	Action code for dropping a column.
<b>DROP_ROWS</b>	Action code for dropping rows.
<b>IM- PUTE_COL</b>	Action code for imputing a column.
<b>REGULAR- IZE_AND_IMPUTE_DATASET</b>	Action code for regularizing and imputing all features and target time series data.
<b>SET_FIRST_COLUMN_ID</b>	Action code for setting the first column as an id column.
<b>TRANS- FORM_TARGET</b>	Action code for transforming the target data.

## Methods

<a href="#"><code>name</code></a>	The name of the Enum member.
<a href="#"><code>value</code></a>	The value of the Enum member.

**name**(*self*)

The name of the Enum member.

**value**(*self*)

The value of the Enum member.

**class** `evalml.data_checks.DataCheckActionOption(action_code, data_check_name, parameters=None, metadata=None)`

A recommended action option returned by a DataCheck.

It contains an action code that indicates what the action should be, a data check name that indicates what data check was used to generate the action, and parameters and metadata which can be used to further refine the action.

### Parameters

- **action\_code** (`DataCheckActionCode`) – Action code associated with the action option.
- **data\_check\_name** (`str`) – Name of the data check that produced this option.
- **parameters** (`dict`) – Parameters associated with the action option. Defaults to `None`.
- **metadata** (`dict`, *optional*) – Additional useful information associated with the action option. Defaults to `None`.

### Examples

```
>>> parameters = {
...     "global_parameter_name": {
...         "parameter_type": "global",
...         "type": "float",
...         "default_value": 0.0,
...     },
...     "column_parameter_name": {
...         "parameter_type": "column",
...         "columns": {
...             "a": {
...                 "impute_strategy": {
...                     "categories": ["mean", "most_frequent"],
...                     "type": "category",
...                     "default_value": "mean",
...                 },
...                 "constant_fill_value": {"type": "float", "default_value": 0},
...             },
...         },
...     },
... }
>>> data_check_action = DataCheckActionOption(DataCheckActionCode.DROP_COL, None,
↪ metadata={}, parameters=parameters)
```

### Methods

<code>convert_dict_to_option</code>	Convert a dictionary into a <code>DataCheckActionOption</code> .
<code>get_action_from_defaults</code>	Returns an action based on the defaults parameters.
<code>to_dict</code>	Return a dictionary form of the data check action option.

#### **static** `convert_dict_to_option(action_dict)`

Convert a dictionary into a `DataCheckActionOption`.

**Parameters** `action_dict` – Dictionary to convert into an action option. Should have keys “code”, “data\_check\_name”, and “metadata”.

**Raises** `ValueError` – If input dictionary does not have keys `code` and `metadata` and if the `metadata` dictionary does not have keys `columns` and `rows`.

**Returns** `DataCheckActionOption` object from the input dictionary.

#### `get_action_from_defaults(self)`

Returns an action based on the defaults parameters.



**Returns** An based on the defaults parameters the option.

**Return type** *DataCheckAction*

**to\_dict**(*self*)

Return a dictionary form of the data check action option.

**class** evalml.data\_checks.**DataCheckError**(*message*, *data\_check\_name*, *message\_code=None*,  
*details=None*, *action\_options=None*)

DataCheckMessage subclass for errors returned by data checks.

**Attributes**

<b>mes- sage_type</b>	DataCheckMessageType.ERROR
---------------------------	----------------------------

**Methods**

<i>to_dict</i>	Return a dictionary form of the data check message.
----------------	---

**to\_dict**(*self*)

Return a dictionary form of the data check message.

**class** evalml.data\_checks.**DataCheckMessage**(*message*, *data\_check\_name*, *message\_code=None*,  
*details=None*, *action\_options=None*)

Base class for a message returned by a DataCheck, tagged by name.

**Parameters**

- **message** (*str*) – Message string.
- **data\_check\_name** (*str*) – Name of the associated data check.
- **message\_code** (*DataCheckMessageCode*, *optional*) – Message code associated with the message. Defaults to None.
- **details** (*dict*, *optional*) – Additional useful information associated with the message. Defaults to None.
- **action\_options** (*list*, *optional*) – A list of `DataCheckActionOption``s associated with the message. Defaults to None.

**Attributes**

<b>mes- sage_type</b>	None
---------------------------	------

**Methods**

<i>to_dict</i>	Return a dictionary form of the data check message.
----------------	---

**to\_dict**(*self*)

Return a dictionary form of the data check message.

```
class evalml.data_checks.DataCheckMessageCode
```

Enum for data check message code.

Attributes

<b>CLASS_IMBALANCE_BELOW_FOLDS</b>	Message code for when number of values for each target is below 2 * number of CV folds.
<b>CLASS_IMBALANCE_BELOW_THRESHOLD</b>	Message code for when number of classes is less than the threshold.
<b>CLASS_IMBALANCE_SEVERE</b>	Message code for when balance in classes is less than the threshold and minimum class is less than minimum number of accepted samples.
<b>COLS_WITH_NULLS</b>	Message code for columns with null values.
<b>DATE-TIME_HAS_MISALIGNED_VALUES</b>	Message code for when datetime information has values that are not aligned with the inferred frequency.
<b>DATE-TIME_HAS_NAN</b>	Message code for when input datetime columns contain NaN values.
<b>DATE-TIME_HAS_REDUNDANT_ROW</b>	Message code for when datetime information has more than one row per datetime.
<b>DATE-TIME_HAS_UNEVEN_INTERVALS</b>	Message code for when the datetime values have uneven intervals.
<b>DATE-TIME_INFORMATION_NOT_FOUND</b>	Message code for when datetime information can not be found or is in an unaccepted format.
<b>DATE-TIME_IS_MISSING_VALUES</b>	Message code for when datetime feature has values missing between the start and end dates.
<b>DATE-TIME_IS_NOT_MONOTONIC</b>	Message code for when the datetime values are not monotonically increasing.
<b>DATE-TIME_NO_FREQUENCY_INFERRED</b>	Message code for when no frequency can be inferred in the datetime values through Woodwork.
<b>HAS_ID_COLUMNS</b>	Message code for data that has ID columns.
<b>HAS_ID_FIRST_COLUMN</b>	Message code for data that has an ID column as the first column.
<b>HAS_OUTLIERS</b>	Message code for when outliers are detected.
<b>HIGH_VARIANCE</b>	Message code for when high variance is detected for cross-validation.
<b>HIGHLY_NULL_COLUMNS</b>	Message code for highly null columns.
<b>HIGHLY_NULL_ROWS</b>	Message code for highly null rows.
<b>IS_MULTICOLLINEAR</b>	Message code for when data is potentially multicollinear.
<b>MIS-MATCHED_INDICES</b>	Message code for when input target and features have mismatched indices.
<b>MIS-MATCHED_INDICES_ORDER</b>	Message code for when input target and features have mismatched indices order. The two have the same index values, but shuffled.
<b>MIS-MATCHED_LENGTHS</b>	Message code for when input target and features have different lengths.
<b>NATURAL_LANGUAGE_HAS_NAN</b>	Message code for when input natural language columns contain NaN values.
<b>NO_VARIANCE</b>	Message code for when data has no variance (1 unique value).
<b>NO_VARIANCE_WITH_NULL</b>	Message code for when data has one unique value and NaN values.
<b>NO_VARIANCE_ZERO_UNIQUE</b>	Message code for when data has no variance (0 unique value)
<b>NOT_UNIQUE_ENOUGH</b>	Message code for when data does not possess enough unique values.
<b>TARGET_BINARY_NOT_TWO_UNIQUE_VALUES</b>	Message code for target data for a binary classification problem that does not have two unique values.
<b>TARGET_HAS_NULL</b>	Message code for target data that has null values.
<b>TARGET_INCOMPATIBLE_OBJECTIVE</b>	Message code for target data that has incompatible values for the specified objective

continues on next page

Table 3 – continued from previous page

<b>TAR-GET_IS_EMPTY_OR_FULLY_NULL</b>	Message code for target data that is empty or has all null values.
<b>TAR-GET_IS_NONE</b>	Message code for when target is None.
<b>TAR-GET_LEAKAGE</b>	Message code for when target leakage is detected.
<b>TAR-GET_LOGNORMAL_DISTRIBUTION</b>	Message code for target data with a lognormal distribution.
<b>TAR-GET_MULTICLASS_HIGH_UNIQUE_CLASS</b>	Message code for target data for a multi classification problem that has an abnormally large number of target values.
<b>TAR-GET_MULTICLASS_NOT_ENOUGH_CLASSES</b>	Message code for target data for a multi classification problem that does not have more than 10 classes.
<b>TAR-GET_MULTICLASS_NOT_TWO_EXAMPLES_PER_CLASS</b>	Message code for target data for a multi classification problem that does not have two examples per class.
<b>TAR-GET_UNSUPPORTED_PROBLEM_TYPE</b>	Message code for target data that is being checked against an unsupported problem type.
<b>TAR-GET_UNSUPPORTED_TYPE</b>	Message code for target data that is of an unsupported type.
<b>TAR-GET_UNSUPPORTED_TYPE_REGRESSION</b>	Message code for target data that is incompatible with regression
<b>TIME-SERIES_PARAMETERS_NOT_COMPATIBLE_WITH_SPLIT</b>	Message code when the time series parameters are too large for the smallest data split.
<b>TIME-SERIES_TARGET_NOT_COMPATIBLE_WITH_SPLIT</b>	Message code when any training and validation split of the time series target doesn't contain any non null values.
<b>TOO_SPARSE</b>	Message code for when multiclass data has values that are too sparsely populated.
<b>TOO_UNIQUE</b>	Message code for when data possesses too many unique values.

## Methods

<i>name</i>	The name of the Enum member.
<i>value</i>	The value of the Enum member.

**name**(*self*)

The name of the Enum member.

**value**(*self*)

The value of the Enum member.

**class** evalml.data\_checks.DataCheckMessageType

Enum for type of data check message: WARNING or ERROR.

## Attributes

<b>ERROR</b>	Error message returned by a data check.
<b>WARNING</b>	Warning message returned by a data check.

## Methods

<i>name</i>	The name of the Enum member.
<i>value</i>	The value of the Enum member.

**name**(*self*)

The name of the Enum member.

**value**(*self*)

The value of the Enum member.

**class** evalml.data\_checks.**DataChecks**(*data\_checks=None, data\_check\_params=None*)

A collection of data checks.

**Parameters**

- **data\_checks** (*list* (**DataCheck**)) – List of DataCheck objects.
- **data\_check\_params** (*dict*) – Parameters for passed DataCheck objects.

**Methods**

---

*validate*

Inspect and validate the input data against data checks and returns a list of warnings and errors if applicable.

---

**validate**(*self, X, y=None*)

Inspect and validate the input data against data checks and returns a list of warnings and errors if applicable.

**Parameters**

- **X** (*pd.DataFrame, np.ndarray*) – The input data of shape [n\_samples, n\_features]
- **y** (*pd.Series, np.ndarray*) – The target data of length [n\_samples]

**Returns** Dictionary containing DataCheckMessage objects

**Return type** dict

**class** evalml.data\_checks.**DataCheckWarning**(*message, data\_check\_name, message\_code=None, details=None, action\_options=None*)

DataCheckMessage subclass for warnings returned by data checks.

**Attributes**

<b>message_type</b>	DataCheckMessageType.WARNING
---------------------	------------------------------

**Methods**

---

*to\_dict*

Return a dictionary form of the data check message.

---

**to\_dict**(*self*)

Return a dictionary form of the data check message.

**class** evalml.data\_checks.**DateTimeFormatDataCheck**(*datetime\_column='index', nan\_duplicate\_threshold=0.75*)

Check if the datetime column has equally spaced intervals and is monotonically increasing or decreasing in order to be supported by time series estimators.

**Parameters**

- **datetime\_column** (*str, int*) – The name of the datetime column. If the datetime values are in the index, then pass “index”.

- **nan\_duplicate\_threshold** (*float*) – The percentage of values in the *datetime\_column* that must not be duplicate or nan before *DATETIME\_NO\_FREQUENCY\_INFERRED* is returned instead of *DATETIME\_HAS\_UNEVEN\_INTERVALS*. For example, if this is set to 0.80, then only 20% of the values in *datetime\_column* can be duplicate or nan. Defaults to 0.75.

## Methods

<i>name</i>	Return a name describing the data check.
<i>validate</i>	Checks if the target data has equal intervals and is monotonically increasing.

**name**(*cls*)

Return a name describing the data check.

**validate**(*self*, *X*, *y*)

Checks if the target data has equal intervals and is monotonically increasing.

Will return a `DataCheckError` if the data is not a datetime type, is not increasing, has redundant or missing row(s), contains invalid (NaN or None) values, or has values that don't align with the assumed frequency.

### Parameters

- **X** (*pd.DataFrame*, *np.ndarray*) – Features.
- **y** (*pd.Series*, *np.ndarray*) – Target data.

**Returns** List with `DataCheckErrors` if unequal intervals are found in the datetime column.

**Return type** dict (*DataCheckError*)

## Examples

```
>>> import pandas as pd
```

The column 'dates' has a set of two dates with daily frequency, two dates with hourly frequency, and two dates with monthly frequency.

```
>>> X = pd.DataFrame(pd.date_range("2015-01-01", periods=2).append(pd.date_
↳range("2015-01-08", periods=2, freq="H").append(pd.date_range("2016-03-02",
↳periods=2, freq="M"))), columns=["dates"])
>>> y = pd.Series([0, 1, 0, 1, 1, 0])
>>> datetime_format_dc = DateTimeFormatDataCheck(datetime_column="dates")
>>> assert datetime_format_dc.validate(X, y) == [
...     {
...         "message": "No frequency could be detected in column 'dates',
↳possibly due to uneven intervals or too many duplicate/missing values.",
...         "data_check_name": "DateTimeFormatDataCheck",
...         "level": "error",
...         "code": "DATETIME_NO_FREQUENCY_INFERRED",
...         "details": {"columns": None, "rows": None},
...         "action_options": []
...     }
... ]
```

The column "dates" has a gap in the values, which implies there are many dates missing.

```

>>> X = pd.DataFrame(pd.date_range("2021-01-01", periods=9).append(pd.date_
↳range("2021-01-31", periods=50)), columns=["dates"])
>>> y = pd.Series([0, 1, 0, 1, 1, 0, 0, 0, 1, 0])
>>> ww_payload = infer_frequency(X["dates"], debug=True, window_length=5,
↳threshold=0.8)
>>> datetime_format_dc = DateTimeFormatDataCheck(datetime_column="dates")
>>> assert datetime_format_dc.validate(X, y) == [
...     {
...         "message": "Column 'dates' has datetime values missing between
↳start and end date.",
...         "data_check_name": "DateTimeFormatDataCheck",
...         "level": "error",
...         "code": "DATETIME_IS_MISSING_VALUES",
...         "details": {"columns": None, "rows": None},
...         "action_options": []
...     },
...     {
...         "message": "A frequency was detected in column 'dates', but there
↳are faulty datetime values that need to be addressed.",
...         "data_check_name": "DateTimeFormatDataCheck",
...         "level": "error",
...         "code": "DATETIME_HAS_UNEVEN_INTERVALS",
...         "details": {"columns": None, "rows": None},
...         "action_options": [
...             {
...                 'code': 'REGULARIZE_AND_IMPUTE_DATASET',
...                 'data_check_name': 'DateTimeFormatDataCheck',
...                 'metadata': {
...                     'columns': None,
...                     'is_target': True,
...                     'rows': None
...                 },
...                 'parameters': {
...                     'time_index': {
...                         'default_value': 'dates',
...                         'parameter_type': 'global',
...                         'type': 'str'
...                     },
...                     'frequency_payload': {
...                         'default_value': ww_payload,
...                         'parameter_type': 'global',
...                         'type': 'tuple'
...                     }
...                 }
...             }
...         ]
...     }
... ]

```

The column “dates” has a repeat of the date 2021-01-09 appended to the end, which is considered redundant and will raise an error.

```

>>> X = pd.DataFrame(pd.date_range("2021-01-01", periods=9).append(pd.date_
↳range("2021-01-09", periods=1)), columns=["dates"])

```

(continues on next page)

(continued from previous page)

```

>>> y = pd.Series([0, 1, 0, 1, 1, 0, 0, 0, 1, 0])
>>> ww_payload = infer_frequency(X["dates"], debug=True, window_length=5,
↳ threshold=0.8)
>>> datetime_format_dc = DateTimeFormatDataCheck(datetime_column="dates")
>>> assert datetime_format_dc.validate(X, y) == [
...     {
...         "message": "Column 'dates' has more than one row with the same
↳ datetime value.",
...         "data_check_name": "DateTimeFormatDataCheck",
...         "level": "error",
...         "code": "DATETIME_HAS_REDUNDANT_ROW",
...         "details": {"columns": None, "rows": None},
...         "action_options": []
...     },
...     {
...         "message": "A frequency was detected in column 'dates', but there
↳ are faulty datetime values that need to be addressed.",
...         "data_check_name": "DateTimeFormatDataCheck",
...         "level": "error",
...         "code": "DATETIME_HAS_UNEVEN_INTERVALS",
...         "details": {'columns': None, 'rows': None},
...         "action_options": [
...             {
...                 'code': 'REGULARIZE_AND_IMPUTE_DATASET',
...                 'data_check_name': 'DateTimeFormatDataCheck',
...                 'metadata': {
...                     'columns': None,
...                     'is_target': True,
...                     'rows': None
...                 },
...                 'parameters': {
...                     'time_index': {
...                         'default_value': 'dates',
...                         'parameter_type': 'global',
...                         'type': 'str'
...                     },
...                     'frequency_payload': {
...                         'default_value': ww_payload,
...                         'parameter_type': 'global',
...                         'type': 'tuple'
...                     }
...                 }
...             }
...         ]
...     }
... ]

```

The column “Weeks” has a date that does not follow the weekly pattern, which is considered misaligned.

```

>>> X = pd.DataFrame(pd.date_range("2021-01-01", freq="W", periods=12).
↳ append(pd.date_range("2021-03-22", periods=1)), columns=["Weeks"])
>>> ww_payload = infer_frequency(X["Weeks"], debug=True, window_length=5,
↳ threshold=0.8)

```

(continues on next page)

(continued from previous page)

```
>>> datetime_format_dc = DateTimeFormatDataCheck(datetime_column="Weeks")
>>> assert datetime_format_dc.validate(X, y) == [
...     {
...         "message": "Column 'Weeks' has datetime values that do not align
with the inferred frequency.",
...         "data_check_name": "DateTimeFormatDataCheck",
...         "level": "error",
...         "details": {"columns": None, "rows": None},
...         "code": "DATETIME_HAS_MISALIGNED_VALUES",
...         "action_options": []
...     },
...     {
...         "message": "A frequency was detected in column 'Weeks', but there
are faulty datetime values that need to be addressed.",
...         "data_check_name": "DateTimeFormatDataCheck",
...         "level": "error",
...         "code": "DATETIME_HAS_UNEVEN_INTERVALS",
...         "details": {'columns': None, 'rows': None},
...         "action_options": [
...             {
...                 'code': 'REGULARIZE_AND_IMPUTE_DATASET',
...                 'data_check_name': 'DateTimeFormatDataCheck',
...                 'metadata': {
...                     'columns': None,
...                     'is_target': True,
...                     'rows': None
...                 },
...                 'parameters': {
...                     'time_index': {
...                         'default_value': 'Weeks',
...                         'parameter_type': 'global',
...                         'type': 'str'
...                     },
...                     'frequency_payload': {
...                         'default_value': ww_payload,
...                         'parameter_type': 'global',
...                         'type': 'tuple'
...                     }
...                 }
...             }
...         ]
...     }
... ]
```

The column “Weeks” has a date that does not follow the weekly pattern, which is considered misaligned.

```
>>> X = pd.DataFrame(pd.date_range("2021-01-01", freq="W", periods=12).
append(pd.date_range("2021-03-22", periods=1)), columns=["Weeks"])
>>> ww_payload = infer_frequency(X["Weeks"], debug=True, window_length=5,
threshold=0.8)
>>> datetime_format_dc = DateTimeFormatDataCheck(datetime_column="Weeks")
>>> assert datetime_format_dc.validate(X, y) == [
```

(continues on next page)



(continued from previous page)

```

...     {
...         "message": "Column 'Weeks' has datetime values that do not align
...         with the inferred frequency.",
...         "data_check_name": "DateTimeFormatDataCheck",
...         "level": "error",
...         "details": {"columns": None, "rows": None},
...         "code": "DATETIME_HAS_MISALIGNED_VALUES",
...         "action_options": []
...     },
...     {
...         "message": "A frequency was detected in column 'Weeks', but there
...         are faulty datetime values that need to be addressed.",
...         "data_check_name": "DateTimeFormatDataCheck",
...         "level": "error",
...         "code": "DATETIME_HAS_UNEVEN_INTERVALS",
...         "details": {'columns': None, 'rows': None},
...         "action_options": [
...             {
...                 'code': 'REGULARIZE_AND_IMPUTE_DATASET',
...                 'data_check_name': 'DateTimeFormatDataCheck',
...                 'metadata': {
...                     'columns': None,
...                     'is_target': True,
...                     'rows': None
...                 },
...                 'parameters': {
...                     'time_index': {
...                         'default_value': 'Weeks',
...                         'parameter_type': 'global',
...                         'type': 'str'
...                     },
...                     'frequency_payload': {
...                         'default_value': ww_payload,
...                         'parameter_type': 'global',
...                         'type': 'tuple'
...                     }
...                 }
...             }
...         ]
...     }
... ]

```

The column “Weeks” passed integers instead of datetime data, which will raise an error.

```

>>> X = pd.DataFrame([1, 2, 3, 4], columns=["Weeks"])
>>> y = pd.Series([0] * 4)
>>> datetime_format_dc = DateTimeFormatDataCheck(datetime_column="Weeks")
>>> assert datetime_format_dc.validate(X, y) == [
...     {
...         "message": "Datetime information could not be found in the data, or
...         was not in a supported datetime format.",
...         "data_check_name": "DateTimeFormatDataCheck",

```

(continues on next page)

(continued from previous page)

```

...     "level": "error",
...     "details": {"columns": None, "rows": None},
...     "code": "DATETIME_INFORMATION_NOT_FOUND",
...     "action_options": []
... }
... ]

```

Converting that same integer data to datetime, however, is valid.

```

>>> X = pd.DataFrame(pd.to_datetime([1, 2, 3, 4]), columns=["Weeks"])
>>> datetime_format_dc = DateTimeFormatDataCheck(datetime_column="Weeks")
>>> assert datetime_format_dc.validate(X, y) == []

```

```

>>> X = pd.DataFrame(pd.date_range("2021-01-01", freq="W", periods=10),
...                  columns=["Weeks"])
>>> datetime_format_dc = DateTimeFormatDataCheck(datetime_column="Weeks")
>>> assert datetime_format_dc.validate(X, y) == []

```

While the data passed in is of datetime type, time series requires the datetime information in `datetime_column` to be monotonically increasing (ascending).

```

>>> X = X.iloc[::-1]
>>> datetime_format_dc = DateTimeFormatDataCheck(datetime_column="Weeks")
>>> assert datetime_format_dc.validate(X, y) == [
...     {
...         "message": "Datetime values must be sorted in ascending order.",
...         "data_check_name": "DateTimeFormatDataCheck",
...         "level": "error",
...         "details": {"columns": None, "rows": None},
...         "code": "DATETIME_IS_NOT_MONOTONIC",
...         "action_options": []
...     }
... ]

```

The first value in the column “index” is replaced with NaT, which will raise an error in this data check.

```

>>> dates = [
...     ["2-1-21", "3-1-21"],
...     ["2-2-21", "3-2-21"],
...     ["2-3-21", "3-3-21"],
...     ["2-4-21", "3-4-21"],
...     ["2-5-21", "3-5-21"],
...     ["2-6-21", "3-6-21"],
...     ["2-7-21", "3-7-21"],
...     ["2-8-21", "3-8-21"],
...     ["2-9-21", "3-9-21"],
...     ["2-10-21", "3-10-21"],
...     ["2-11-21", "3-11-21"],
...     ["2-12-21", "3-12-21"]
... ]
>>> dates[0][0] = None
>>> df = pd.DataFrame(dates, columns=["days", "days2"])
>>> ww_payload = infer_frequency(pd.to_datetime(df["days"]), debug=True, window_
...                             length=5, threshold=0.8)

```

(continues on next page)

(continued from previous page)

```

>>> datetime_format_dc = DateTimeFormatDataCheck(datetime_column="days")
>>> assert datetime_format_dc.validate(df, y) == [
...     {
...         "message": "Input datetime column 'days' contains NaN values.␣
␣Please impute NaN values or drop these rows.",
...         "data_check_name": "DateTimeFormatDataCheck",
...         "level": "error",
...         "details": {"columns": None, "rows": None},
...         "code": "DATETIME_HAS_NAN",
...         "action_options": []
...     },
...     {
...         "message": "A frequency was detected in column 'days', but there␣
␣are faulty datetime values that need to be addressed.",
...         "data_check_name": "DateTimeFormatDataCheck",
...         "level": "error",
...         "code": "DATETIME_HAS_UNEVEN_INTERVALS",
...         "details": {'columns': None, 'rows': None},
...         "action_options": [
...             {
...                 'code': 'REGULARIZE_AND_IMPUTE_DATASET',
...                 'data_check_name': 'DateTimeFormatDataCheck',
...                 'metadata': {
...                     'columns': None,
...                     'is_target': True,
...                     'rows': None
...                 },
...                 'parameters': {
...                     'time_index': {
...                         'default_value': 'days',
...                         'parameter_type': 'global',
...                         'type': 'str'
...                     },
...                     'frequency_payload': {
...                         'default_value': ww_payload,
...                         'parameter_type': 'global',
...                         'type': 'tuple'
...                     }
...                 }
...             }
...         ]
...     }
... ]

```

**class** evalml.data\_checks.DCAOParameterAllowedValuesType

Enum for data check action option parameter allowed values type.

**Attributes**

<b>CATEGORICAL</b>	Categorical allowed values type. Parameters that have a set of allowed values.
<b>NUMERICAL</b>	Numerical allowed values type. Parameters that have a range of allowed values.

## Methods

<i>name</i>	The name of the Enum member.
<i>value</i>	The value of the Enum member.

**name**(*self*)

The name of the Enum member.

**value**(*self*)

The value of the Enum member.

**class** evalml.data\_checks.DCAOParameterType

Enum for data check action option parameter type.

## Attributes

<b>COLUMN</b>	Column parameter type. Parameters that apply to a specific column in the data set.
<b>GLOBAL</b>	Global parameter type. Parameters that apply to the entire data set.

## Methods

<i>all_parameter_types</i>	Get a list of all defined parameter types.
<i>handle_dcao_parameter_type</i>	Handles the data check action option parameter type by either returning the DCAOParameterType enum or converting from a str.
<i>name</i>	The name of the Enum member.
<i>value</i>	The value of the Enum member.

**all\_parameter\_types**(*cls*)

Get a list of all defined parameter types.

**Returns** List of all defined parameter types.

**Return type** list(*DCAOParameterType*)

**static** **handle\_dcao\_parameter\_type**(*dcao\_parameter\_type*)

Handles the data check action option parameter type by either returning the DCAOParameterType enum or converting from a str.

**Parameters** *dcao\_parameter\_type* (*str* or *DCAOParameterType*) – Data check action option parameter type that needs to be handled.

**Returns** DCAOParameterType enum

## Raises

- **KeyError** – If input is not a valid DCAOParameterType enum value.
- **ValueError** – If input is not a string or DCAOParameterType object.

**name**(*self*)

The name of the Enum member.

**value**(*self*)

The value of the Enum member.

**class** evalml.data\_checks.**DefaultDataChecks**(*problem\_type, objective, n\_splits=3, problem\_configuration=None*)

A collection of basic data checks that is used by AutoML by default.

Includes:

- *NullDataCheck*
- *HighlyNullRowsDataCheck*
- *IDColumnsDataCheck*
- *TargetLeakageDataCheck*
- *InvalidTargetDataCheck*
- *NoVarianceDataCheck*
- *ClassImbalanceDataCheck* (for classification problem types)
- *TargetDistributionDataCheck* (for regression problem types)
- *DateTimeFormatDataCheck* (for time series problem types)
- *'TimeSeriesParametersDataCheck'* (for time series problem types)
- *TimeSeriesSplittingDataCheck* (for time series classification problem types)

#### Parameters

- **problem\_type** (*str*) – The problem type that is being validated. Can be regression, binary, or multiclass.
- **objective** (*str or ObjectiveBase*) – Name or instance of the objective class.
- **n\_splits** (*int*) – The number of splits as determined by the data splitter being used. Defaults to 3.
- **problem\_configuration** (*dict*) – Required for time series problem types. Values should be passed in for *time\_index*,
- **gap** –
- **forecast\_horizon** –
- **max\_delay.** (*and*) –

#### Methods

---

*validate*

Inspect and validate the input data against data checks and returns a list of warnings and errors if applicable.

---

**validate**(*self, X, y=None*)

Inspect and validate the input data against data checks and returns a list of warnings and errors if applicable.

#### Parameters

- **X** (*pd.DataFrame, np.ndarray*) – The input data of shape [n\_samples, n\_features]

- **y** (*pd.Series*, *np.ndarray*) – The target data of length [n\_samples]

**Returns** Dictionary containing DataCheckMessage objects

**Return type** dict

**class** evalml.data\_checks.IDColumnsDataCheck(*id\_threshold=1.0, exclude\_time\_index=True*)

Check if any of the features are likely to be ID columns.

**Parameters**

- **id\_threshold** (*float*) – The probability threshold to be considered an ID column. Defaults to 1.0.
- **exclude\_time\_index** (*bool*) – If True, the column set as the time index will not be included in the data check. Default is True.

**Methods**

<i>name</i>	Return a name describing the data check.
<i>validate</i>	Check if any of the features are likely to be ID columns. Currently performs a number of simple checks.

**name**(*cls*)

Return a name describing the data check.

**validate**(*self, X, y=None*)

Check if any of the features are likely to be ID columns. Currently performs a number of simple checks.

Checks performed are:

- column name is “id”
- column name ends in “\_id”
- column contains all unique values (and is categorical / integer type)

**Parameters**

- **X** (*pd.DataFrame*, *np.ndarray*) – The input features to check.
- **y** (*pd.Series*) – The target. Defaults to None. Ignored.

**Returns** A dictionary of features with column name or index and their probability of being ID columns

**Return type** dict

**Examples**

```
>>> import pandas as pd
```

Columns that end in “\_id” and are completely unique are likely to be ID columns.

```
>>> df = pd.DataFrame({
...     "profits": [25, 15, 15, 31, 19],
...     "customer_id": [123, 124, 125, 126, 127],
...     "Sales": [10, 42, 31, 51, 61]
```

(continues on next page)

(continued from previous page)

```

... })
...
>>> id_col_check = IDColumnsDataCheck()
>>> assert id_col_check.validate(df) == [
...     {
...         "message": "Columns 'customer_id' are 100.0% or more likely to be
↳an ID column",
...         "data_check_name": "IDColumnsDataCheck",
...         "level": "warning",
...         "code": "HAS_ID_COLUMN",
...         "details": {"columns": ["customer_id"], "rows": None},
...         "action_options": [
...             {
...                 "code": "DROP_COL",
...                 "data_check_name": "IDColumnsDataCheck",
...                 "parameters": {},
...                 "metadata": {"columns": ["customer_id"], "rows": None}
...             }
...         ]
...     }
... ]

```

Columns named “ID” with all unique values will also be identified as ID columns.

```

>>> df = df.rename(columns={"customer_id": "ID"})
>>> id_col_check = IDColumnsDataCheck()
>>> assert id_col_check.validate(df) == [
...     {
...         "message": "Columns 'ID' are 100.0% or more likely to be an ID
↳column",
...         "data_check_name": "IDColumnsDataCheck",
...         "level": "warning",
...         "code": "HAS_ID_COLUMN",
...         "details": {"columns": ["ID"], "rows": None},
...         "action_options": [
...             {
...                 "code": "DROP_COL",
...                 "data_check_name": "IDColumnsDataCheck",
...                 "parameters": {},
...                 "metadata": {"columns": ["ID"], "rows": None}
...             }
...         ]
...     }
... ]

```

Despite being all unique, “Country\_Rank” will not be identified as an ID column as `id_threshold` is set to 1.0 by default and its name doesn’t indicate that it’s an ID.

```

>>> df = pd.DataFrame({
...     "humidity": ["high", "very high", "low", "low", "high"],
...     "Country_Rank": [1, 2, 3, 4, 5],
...     "Sales": ["very high", "high", "high", "medium", "very low"]
... })

```

(continues on next page)

(continued from previous page)

```
... })
...
>>> id_col_check = IDColumnsDataCheck()
>>> assert id_col_check.validate(df) == []
```

However lowering the threshold will cause this column to be identified as an ID.

```
>>> id_col_check = IDColumnsDataCheck()
>>> id_col_check = IDColumnsDataCheck(id_threshold=0.95)
>>> assert id_col_check.validate(df) == [
...     {
...         "message": "Columns 'Country_Rank' are 95.0% or more likely to be_
↳ an ID column",
...         "data_check_name": "IDColumnsDataCheck",
...         "level": "warning",
...         "details": {"columns": ["Country_Rank"], "rows": None},
...         "code": "HAS_ID_COLUMN",
...         "action_options": [
...             {
...                 "code": "DROP_COL",
...                 "data_check_name": "IDColumnsDataCheck",
...                 "parameters": {},
...                 "metadata": {"columns": ["Country_Rank"], "rows": None}
...             }
...         ]
...     }
... ]
```

If the first column of the dataframe has all unique values and is named either 'ID' or a name that ends with '\_id', it is probably the primary key. The other ID columns should be dropped.

```
>>> df = pd.DataFrame({
...     "sales_id": [0, 1, 2, 3, 4],
...     "customer_id": [123, 124, 125, 126, 127],
...     "Sales": [10, 42, 31, 51, 61]
... })
...
>>> id_col_check = IDColumnsDataCheck()
>>> assert id_col_check.validate(df) == [
...     {
...         "message": "The first column 'sales_id' is likely to be the primary_
↳ key",
...         "data_check_name": "IDColumnsDataCheck",
...         "level": "warning",
...         "code": "HAS_ID_FIRST_COLUMN",
...         "details": {"columns": ["sales_id"], "rows": None},
...         "action_options": [
...             {
...                 "code": "SET_FIRST_COL_ID",
...                 "data_check_name": "IDColumnsDataCheck",
...                 "parameters": {},
...                 "metadata": {"columns": ["sales_id"], "rows": None}
...             }
...         ]
...     }
... ]
```

(continues on next page)



(continued from previous page)

```

...     }
...     ]
...   },
...   {
...     "message": "Columns 'customer_id' are 100.0% or more likely to be an_
↪ID column",
...     "data_check_name": "IDColumnsDataCheck",
...     "level": "warning",
...     "code": "HAS_ID_COLUMN",
...     "details": {"columns": ["customer_id"], "rows": None},
...     "action_options": [
...       {
...         "code": "DROP_COL",
...         "data_check_name": "IDColumnsDataCheck",
...         "parameters": {},
...         "metadata": {"columns": ["customer_id"], "rows": None}
...       }
...     ]
...   }
... ]

```

```
class evalml.data_checks.InvalidTargetDataCheck(problem_type, objective, n_unique=100,
                                                null_strategy='drop')
```

Check if the target data is considered invalid.

**Target data is considered invalid if:**

- Target is None.
- Target has NaN or None values.
- Target is of an unsupported Woodwork logical type.
- Target and features have different lengths or indices.
- Target does not have enough instances of a class in a classification problem.
- Target does not contain numeric data for regression problems.

#### Parameters

- **problem\_type** (*str* or *ProblemTypes*) – The specific problem type to data check for. e.g. 'binary', 'multiclass', 'regression', 'time series regression'
- **objective** (*str* or *ObjectiveBase*) – Name or instance of the objective class.
- **n\_unique** (*int*) – Number of unique target values to store when problem type is binary and target incorrectly has more than 2 unique values. Non-negative integer. If None, stores all unique values. Defaults to 100.
- **null\_strategy** (*str*) – The type of action option that should be returned if the target is partially null. The options are *impute* and *drop* (default). *impute* - Will return a *DataCheckActionOption* for imputing the target column. *drop* - Will return a *DataCheckActionOption* for dropping the null rows in the target column.

#### Attributes

<b>multi-class_continuous_threshold</b>	0.05
---	------

## Methods

<i>name</i>	Return a name describing the data check.
<i>validate</i>	Check if the target data is considered invalid. If the input features argument is not None, it will be used to check that the target and features have the same dimensions and indices.

### **name**(cls)

Return a name describing the data check.

### **validate**(self, X, y)

Check if the target data is considered invalid. If the input features argument is not None, it will be used to check that the target and features have the same dimensions and indices.

#### Target data is considered invalid if:

- Target is None.
- Target has NaN or None values.
- Target is of an unsupported Woodwork logical type.
- Target and features have different lengths or indices.
- Target does not have enough instances of a class in a classification problem.
- Target does not contain numeric data for regression problems.

#### Parameters

- **X** (*pd.DataFrame*, *np.ndarray*) – Features. If not None, will be used to check that the target and features have the same dimensions and indices.
- **y** (*pd.Series*, *np.ndarray*) – Target data to check for invalid values.

**Returns** List with *DataCheckErrors* if any invalid values are found in the target data.

**Return type** dict (*DataCheckError*)

## Examples

```
>>> import pandas as pd
```

Target values must be integers, doubles, or booleans.

```
>>> X = pd.DataFrame({"col": [1, 2, 3, 1]})
>>> y = pd.Series(["cat_1", "cat_2", "cat_1", "cat_2"])
>>> target_check = InvalidTargetDataCheck("regression", "R2", null_strategy=
↳ "impute")
>>> assert target_check.validate(X, y) == [
...     {
...         "message": "Target is unsupported Unknown type. Valid Woodwork_
↳ logical types include: integer, double, boolean, age, age_fractional, integer_
↳ nullable, boolean_nullable, age_nullable",
(continues on next page)
```

(continued from previous page)

```

...     "data_check_name": "InvalidTargetDataCheck",
...     "level": "error",
...     "details": {"columns": None, "rows": None, "unsupported_type":
↪ "unknown"},
...     "code": "TARGET_UNSUPPORTED_TYPE",
...     "action_options": []
... },
... {
...     "message": "Target data type should be numeric for regression type.
↪ problems.",
...     "data_check_name": "InvalidTargetDataCheck",
...     "level": "error",
...     "details": {"columns": None, "rows": None},
...     "code": "TARGET_UNSUPPORTED_TYPE_REGRESSION",
...     "action_options": []
... }
... ]

```

The target cannot have null values.

```

>>> y = pd.Series([None, pd.NA, pd.NaT, None])
>>> assert target_check.validate(X, y) == [
...     {
...         "message": "Target is either empty or fully null.",
...         "data_check_name": "InvalidTargetDataCheck",
...         "level": "error",
...         "details": {"columns": None, "rows": None},
...         "code": "TARGET_IS_EMPTY_OR_FULLY_NULL",
...         "action_options": []
...     }
... ]
...
>>> y = pd.Series([1, None, 3, None])
>>> assert target_check.validate(None, y) == [
...     {
...         "message": "2 row(s) (50.0%) of target values are null",
...         "data_check_name": "InvalidTargetDataCheck",
...         "level": "error",
...         "details": {
...             "columns": None,
...             "rows": [1, 3],
...             "num_null_rows": 2,
...             "pct_null_rows": 50.0
...         },
...         "code": "TARGET_HAS_NULL",
...         "action_options": [
...             {
...                 "code": "IMPUTE_COL",
...                 "data_check_name": "InvalidTargetDataCheck",
...                 "parameters": {
...                     "impute_strategy": {

```

(continues on next page)

(continued from previous page)

```

...         "parameter_type": "global",
...         "type": "category",
...         "categories": ["mean", "most_frequent"],
...         "default_value": "mean"
...     }
... },
...     "metadata": {"columns": None, "rows": None, "is_target":
True},
...     }
... ],
... }
... ]

```

If the target values don't match the problem type passed, an error will be raised. In this instance, only two values exist in the target column, but multiclass has been passed as the problem type.

```

>>> X = pd.DataFrame([i for i in range(50)])
>>> y = pd.Series([i%2 for i in range(50)])
>>> target_check = InvalidTargetDataCheck("multiclass", "Log Loss Multiclass")
>>> assert target_check.validate(X, y) == [
...     {
...         "message": "Target has two or less classes, which is too few for
multiclass problems. Consider changing to binary.",
...         "data_check_name": "InvalidTargetDataCheck",
...         "level": "error",
...         "details": {"columns": None, "rows": None, "num_classes": 2},
...         "code": "TARGET_MULTICLASS_NOT_ENOUGH_CLASSES",
...         "action_options": []
...     }
... ]

```

If the length of X and y differ, a warning will be raised. A warning will also be raised for indices that don't match.

```

>>> target_check = InvalidTargetDataCheck("regression", "R2")
>>> X = pd.DataFrame([i for i in range(5)])
>>> y = pd.Series([1, 2, 4, 3], index=[1, 2, 4, 3])
>>> assert target_check.validate(X, y) == [
...     {
...         "message": "Input target and features have different lengths",
...         "data_check_name": "InvalidTargetDataCheck",
...         "level": "warning",
...         "details": {"columns": None, "rows": None, "features_length": 5,
target_length": 4},
...         "code": "MISMATCHED_LENGTHS",
...         "action_options": []
...     },
...     {
...         "message": "Input target and features have mismatched indices.
Details will include the first 10 mismatched indices.",
...         "data_check_name": "InvalidTargetDataCheck",
...         "level": "warning",

```

(continues on next page)

(continued from previous page)

```

...     "details": {
...         "columns": None,
...         "rows": None,
...         "indices_not_in_features": [],
...         "indices_not_in_target": [0]
...     },
...     "code": "MISMATCHED_INDICES",
...     "action_options": []
... }
... ]

```

**class** evalml.data\_checks.MulticollinearityDataCheck(*threshold=0.9*)

Check if any set features are likely to be multicollinear.

**Parameters** **threshold** (*float*) – The threshold to be considered. Defaults to 0.9.

### Methods

<i>name</i>	Return a name describing the data check.
<i>validate</i>	Check if any set of features are likely to be multicollinear.

**name**(*cls*)

Return a name describing the data check.

**validate**(*self, X, y=None*)

Check if any set of features are likely to be multicollinear.

### Parameters

- **X** (*pd.DataFrame*) – The input features to check.
- **y** (*pd.Series*) – The target. Ignored.

**Returns** dict with a DataCheckWarning if there are any potentially multicollinear columns.

**Return type** dict

### Example

```
>>> import pandas as pd
```

Columns in X that are highly correlated with each other will be identified using mutual information.

```

>>> col = pd.Series([1, 0, 2, 3, 4] * 15)
>>> X = pd.DataFrame({"col_1": col, "col_2": col * 3})
>>> y = pd.Series([1, 0, 0, 1, 0] * 15)
...
>>> multicollinearity_check = MulticollinearityDataCheck(threshold=1.0)
>>> assert multicollinearity_check.validate(X, y) == [
...     {
...         "message": "Columns are likely to be correlated: [('col_1', 'col_2'
...         ↪ ')]",
...         "data_check_name": "MulticollinearityDataCheck",

```

(continues on next page)

(continued from previous page)

```

...     "level": "warning",
...     "code": "IS_MULTICOLLINEAR",
...     "details": {"columns": [("col_1", "col_2")], "rows": None},
...     "action_options": []
... }
... ]

```

**class** evalml.data\_checks.NoVarianceDataCheck(count\_nan\_as\_value=False)

Check if the target or any of the features have no variance.

**Parameters** **count\_nan\_as\_value** (*bool*) – If True, missing values will be counted as their own unique value. Additionally, if true, will return a DataCheckWarning instead of an error if the feature has mostly missing data and only one unique value. Defaults to False.

### Methods

<i>name</i>	Return a name describing the data check.
<i>validate</i>	Check if the target or any of the features have no variance (1 unique value).

**name**(cls)

Return a name describing the data check.

**validate**(self, X, y=None)

Check if the target or any of the features have no variance (1 unique value).

#### Parameters

- **X** (*pd.DataFrame*, *np.ndarray*) – The input features.
- **y** (*pd.Series*, *np.ndarray*) – Optional, the target data.

**Returns** A dict of warnings/errors corresponding to features or target with no variance.

**Return type** dict

### Examples

```
>>> import pandas as pd
```

Columns or target data that have only one unique value will raise an error.

```

>>> X = pd.DataFrame([2, 2, 2, 2, 2, 2, 2, 2], columns=["First_Column"])
>>> y = pd.Series([1, 1, 1, 1, 1, 1, 1, 1])
...
>>> novar_dc = NoVarianceDataCheck()
>>> assert novar_dc.validate(X, y) == [
...     {
...         "message": "'First_Column' has 1 unique value.",
...         "data_check_name": "NoVarianceDataCheck",
...         "level": "warning",
...         "details": {"columns": ["First_Column"], "rows": None},
...         "code": "NO_VARIANCE",
...         "action_options": [

```

(continues on next page)

(continued from previous page)

```

...         {
...             "code": "DROP_COL",
...             "data_check_name": "NoVarianceDataCheck",
...             "parameters": {},
...             "metadata": {"columns": ["First_Column"], "rows": None}
...         },
...     ]
... },
... {
...     "message": "Y has 1 unique value.",
...     "data_check_name": "NoVarianceDataCheck",
...     "level": "warning",
...     "details": {"columns": ["Y"], "rows": None},
...     "code": "NO_VARIANCE",
...     "action_options": []
... }
... ]

```

By default, NaNs will not be counted as distinct values. In the first example, there are still two distinct values besides None. In the second, there are no distinct values as the target is entirely null.

```

>>> X["First_Column"] = [2, 2, 2, 3, 3, 3, None, None]
>>> y = pd.Series([1, 1, 1, 2, 2, 2, None, None])
>>> assert novar_dc.validate(X, y) == []
...
>>> y = pd.Series([None] * 7)
>>> assert novar_dc.validate(X, y) == [
...     {
...         "message": "Y has 0 unique values.",
...         "data_check_name": "NoVarianceDataCheck",
...         "level": "warning",
...         "details": {"columns": ["Y"], "rows": None},
...         "code": "NO_VARIANCE_ZERO_UNIQUE",
...         "action_options": []
...     }
... ]

```

As None is not considered a distinct value by default, there is only one unique value in X and y.

```

>>> X["First_Column"] = [2, 2, 2, 2, None, None, None, None]
>>> y = pd.Series([1, 1, 1, 1, None, None, None, None])
>>> assert novar_dc.validate(X, y) == [
...     {
...         "message": "'First_Column' has 1 unique value.",
...         "data_check_name": "NoVarianceDataCheck",
...         "level": "warning",
...         "details": {"columns": ["First_Column"], "rows": None},
...         "code": "NO_VARIANCE",
...         "action_options": [
...             {
...                 "code": "DROP_COL",

```

(continues on next page)

(continued from previous page)

```

...         "data_check_name": "NoVarianceDataCheck",
...         "parameters": {},
...         "metadata": {"columns": ["First_Column"], "rows": None}
...     },
... ]
... },
... {
...     "message": "Y has 1 unique value.",
...     "data_check_name": "NoVarianceDataCheck",
...     "level": "warning",
...     "details": {"columns": ["Y"], "rows": None},
...     "code": "NO_VARIANCE",
...     "action_options": []
... }
... ]

```

If `count_nan_as_value` is set to `True`, then NaNs are counted as unique values. In the event that there is an adequate number of unique values only because `count_nan_as_value` is set to `True`, a warning will be raised so the user can encode these values.

```

>>> novar_dc = NoVarianceDataCheck(count_nan_as_value=True)
>>> assert novar_dc.validate(X, y) == [
...     {
...         "message": "'First_Column' has two unique values including nulls.
↳ Consider encoding the nulls for this column to be useful for machine learning.
↳ ",
...         "data_check_name": "NoVarianceDataCheck",
...         "level": "warning",
...         "details": {"columns": ["First_Column"], "rows": None},
...         "code": "NO_VARIANCE_WITH_NULL",
...         "action_options": [
...             {
...                 "code": "DROP_COL",
...                 "data_check_name": "NoVarianceDataCheck",
...                 "parameters": {},
...                 "metadata": {"columns": ["First_Column"], "rows": None}
...             }
...         ]
...     },
...     {
...         "message": "Y has two unique values including nulls. Consider
↳ encoding the nulls for this column to be useful for machine learning.",
...         "data_check_name": "NoVarianceDataCheck",
...         "level": "warning",
...         "details": {"columns": ["Y"], "rows": None},
...         "code": "NO_VARIANCE_WITH_NULL",
...         "action_options": []
...     }
... ]

```

```

class evalml.data_checks.NullDataCheck(pct_null_col_threshold=0.95,
                                       pct_moderately_null_col_threshold=0.2,
                                       pct_null_row_threshold=0.95)

```



Check if there are any highly-null numerical, boolean, categorical, natural language, and unknown columns and rows in the input.

#### Parameters

- **pct\_null\_col\_threshold** (*float*) – If the percentage of NaN values in an input feature exceeds this amount, that column will be considered highly-null. Defaults to 0.95.
- **pct\_moderately\_null\_col\_threshold** (*float*) – If the percentage of NaN values in an input feature exceeds this amount but is less than the percentage specified in `pct_null_col_threshold`, that column will be considered moderately-null. Defaults to 0.20.
- **pct\_null\_row\_threshold** (*float*) – If the percentage of NaN values in an input row exceeds this amount, that row will be considered highly-null. Defaults to 0.95.

#### Methods

<code>get_null_column_information</code>	Finds columns that are considered highly null (percentage null is greater than threshold) and returns dictionary mapping column name to percentage null and dictionary mapping column name to null indices.
<code>get_null_row_information</code>	Finds rows that are considered highly null (percentage null is greater than threshold).
<code>name</code>	Return a name describing the data check.
<code>validate</code>	Check if there are any highly-null columns or rows in the input.

**static** `get_null_column_information(X, pct_null_col_threshold=0.0)`

Finds columns that are considered highly null (percentage null is greater than threshold) and returns dictionary mapping column name to percentage null and dictionary mapping column name to null indices.

#### Parameters

- **X** (*pd.DataFrame*) – DataFrame to check for highly null columns.
- **pct\_null\_col\_threshold** (*float*) – Percentage threshold for a column to be considered null. Defaults to 0.0.

**Returns** Tuple containing: dictionary mapping column name to its null percentage and dictionary mapping column name to null indices in that column.

**Return type** tuple

**static** `get_null_row_information(X, pct_null_row_threshold=0.0)`

Finds rows that are considered highly null (percentage null is greater than threshold).

#### Parameters

- **X** (*pd.DataFrame*) – DataFrame to check for highly null rows.
- **pct\_null\_row\_threshold** (*float*) – Percentage threshold for a row to be considered null. Defaults to 0.0.

**Returns** Series containing the percentage null for each row.

**Return type** `pd.Series`

**name** (*cls*)

Return a name describing the data check.

**validate**(*self*, *X*, *y=None*)

Check if there are any highly-null columns or rows in the input.

**Parameters**

- **X** (*pd.DataFrame*, *np.ndarray*) – Features.
- **y** (*pd.Series*, *np.ndarray*) – Ignored. Defaults to None.

**Returns** dict with a DataCheckWarning if there are any highly-null columns or rows.

**Return type** dict

**Examples**

```
>>> import pandas as pd
...
>>> class SeriesWrap():
...     def __init__(self, series):
...         self.series = series
...
...     def __eq__(self, series_2):
...         return all(self.series.eq(series_2.series))
```

With `pct_null_col_threshold` set to 0.50, any column that has 50% or more of its observations set to null will be included in the warning, as well as the percentage of null values identified (“all\_null”: 1.0, “lots\_of\_null”: 0.8).

```
>>> df = pd.DataFrame({
...     "all_null": [None, pd.NA, None, None, None],
...     "lots_of_null": [None, None, None, None, 5],
...     "few_null": [1, 2, None, 2, 3],
...     "no_null": [1, 2, 3, 4, 5]
... })
...
>>> highly_null_dc = NullDataCheck(pct_null_col_threshold=0.50)
>>> assert highly_null_dc.validate(df) == [
...     {
...         "message": "Column(s) 'all_null', 'lots_of_null' are 50.0% or more_
↪ null",
...         "data_check_name": "NullDataCheck",
...         "level": "warning",
...         "details": {
...             "columns": ["all_null", "lots_of_null"],
...             "rows": None,
...             "pct_null_rows": {"all_null": 1.0, "lots_of_null": 0.8}
...         },
...         "code": "HIGHLY_NULL_COLS",
...         "action_options": [
...             {
...                 "code": "DROP_COL",
...                 "data_check_name": "NullDataCheck",
...                 "parameters": {},
...                 "metadata": {"columns": ["all_null", "lots_of_null"], "rows
↪ ": None}
```

(continues on next page)

(continued from previous page)

```

...     }
...   ]
... },
... {
...     "message": "Column(s) 'few_null' have between 20.0% and 50.0% null_
↪values",
...     "data_check_name": "NullDataCheck",
...     "level": "warning",
...     "details": {"columns": ["few_null"], "rows": None},
...     "code": "COLS_WITH_NULL",
...     "action_options": [
...         {
...             "code": "IMPUTE_COL",
...             "data_check_name": "NullDataCheck",
...             "metadata": {"columns": ["few_null"], "rows": None, "is_
↪target": False},
...             "parameters": {
...                 "impute_strategies": {
...                     "parameter_type": "column",
...                     "columns": {
...                         "few_null": {
...                             "impute_strategy": {"categories": ["mean",
↪"most_frequent"], "type": "category", "default_value": "mean"}
...                         }
...                     }
...                 }
...             }
...         }
...     ]
... }
... ]

```

With `pct_null_row_threshold` set to 0.50, any row with 50% or more of its respective column values set to null will be included in the warning, as well as the offending rows (`"rows": [0, 1, 2, 3]`). Since the default value for `pct_null_col_threshold` is 0.95, `"all_null"` is also included in the warnings since the percentage of null values in that row is over 95%. Since the default value for `pct_moderately_null_col_threshold` is 0.20, `"few_null"` is included as a "moderately null" column as it has a null column percentage of 20%.

```

>>> highly_null_dc = NullDataCheck(pct_null_row_threshold=0.50)
>>> validation_messages = highly_null_dc.validate(df)
>>> validation_messages[0]["details"]["pct_null_cols"] = SeriesWrap(validation_
↪messages[0]["details"]["pct_null_cols"])
>>> highly_null_rows = SeriesWrap(pd.Series([0.5, 0.5, 0.75, 0.5]))
>>> assert validation_messages == [
...     {
...         "message": "4 out of 5 rows are 50.0% or more null",
...         "data_check_name": "NullDataCheck",
...         "level": "warning",
...         "details": {
...             "columns": None,
...             "rows": [0, 1, 2, 3],
...             "pct_null_cols": highly_null_rows
...         }
...     }
... ]

```

(continues on next page)

(continued from previous page)

```

...     },
...     "code": "HIGHLY_NULL_ROWS",
...     "action_options": [
...         {
...             "code": "DROP_ROWS",
...             "data_check_name": "NullDataCheck",
...             "parameters": {},
...             "metadata": {"columns": None, "rows": [0, 1, 2, 3]}
...         }
...     ]
... },
... {
...     "message": "Column(s) 'all_null' are 95.0% or more null",
...     "data_check_name": "NullDataCheck",
...     "level": "warning",
...     "details": {
...         "columns": ["all_null"],
...         "rows": None,
...         "pct_null_rows": {"all_null": 1.0}
...     },
...     "code": "HIGHLY_NULL_COLS",
...     "action_options": [
...         {
...             "code": "DROP_COL",
...             "data_check_name": "NullDataCheck",
...             "metadata": {"columns": ["all_null"], "rows": None},
...             "parameters": {}
...         }
...     ]
... },
... {
...     "message": "Column(s) 'lots_of_null', 'few_null' have between 20.0%
↪ and 95.0% null values",
...     "data_check_name": "NullDataCheck",
...     "level": "warning",
...     "details": {"columns": ["lots_of_null", "few_null"], "rows": None},
...     "code": "COLS_WITH_NULL",
...     "action_options": [
...         {
...             "code": "IMPUTE_COL",
...             "data_check_name": "NullDataCheck",
...             "metadata": {"columns": ["lots_of_null", "few_null"], "rows":
↪ None, "is_target": False},
...             "parameters": {
...                 "impute_strategies": {
...                     "parameter_type": "column",
...                     "columns": {
...                         "lots_of_null": {"impute_strategy": {"categories
↪ ": ["mean", "most_frequent"], "type": "category", "default_value": "mean"}},
...                         "few_null": {"impute_strategy": {"categories": [
↪ "mean", "most_frequent"], "type": "category", "default_value": "mean"}}
...                     }
...                 }
...             }
...         }
...     ]
... }

```

(continues on next page)

(continued from previous page)

```

...         }
...     }
... }
... ]

```

**class** evalml.data\_checks.OutliersDataCheck

Checks if there are any outliers in input data by using IQR to determine score anomalies.

Columns with score anomalies are considered to contain outliers.

**Methods**

<code>get_boxplot_data</code>	Returns box plot information for the given data.
<code>name</code>	Return a name describing the data check.
<code>validate</code>	Check if there are any outliers in a dataframe by using IQR to determine column anomalies. Column with anomalies are considered to contain outliers.

**static** `get_boxplot_data(data_)`

Returns box plot information for the given data.

**Parameters** `data` (`pd.Series`, `np.ndarray`) – Input data.

**Returns** A payload of box plot statistics.

**Return type** dict

**Examples**

```

>>> import pandas as pd
...
>>> df = pd.DataFrame({
...     "x": [1, 2, 3, 4, 5],
...     "y": [6, 7, 8, 9, 10],
...     "z": [-1, -2, -3, -1201, -4]
... })
>>> box_plot_data = OutliersDataCheck.get_boxplot_data(df["z"])
>>> box_plot_data["score"] = round(box_plot_data["score"], 2)
>>> assert box_plot_data == {
...     "score": 0.89,
...     "pct_outliers": 0.2,
...     "values": {"q1": -4.0,
...                 "median": -3.0,
...                 "q3": -2.0,
...                 "low_bound": -7.0,
...                 "high_bound": -1.0,
...                 "low_values": [-1201],
...                 "high_values": [],
...                 "low_indices": [3],
...                 "high_indices": []}
... }

```

**name**(*cls*)

Return a name describing the data check.

**validate**(*self, X, y=None*)

Check if there are any outliers in a dataframe by using IQR to determine column anomalies. Column with anomalies are considered to contain outliers.

**Parameters**

- **X** (*pd.DataFrame, np.ndarray*) – Input features.
- **y** (*pd.Series, np.ndarray*) – Ignored. Defaults to None.

**Returns** A dictionary with warnings if any columns have outliers.

**Return type** dict

## Examples

```
>>> import pandas as pd
```

The column “z” has an outlier so a warning is added to alert the user of its location.

```
>>> df = pd.DataFrame({
...     "x": [1, 2, 3, 4, 5],
...     "y": [6, 7, 8, 9, 10],
...     "z": [-1, -2, -3, -1201, -4]
... })
...
>>> outliers_check = OutliersDataCheck()
>>> assert outliers_check.validate(df) == [
...     {
...         "message": "Column(s) 'z' are likely to have outlier data.",
...         "data_check_name": "OutliersDataCheck",
...         "level": "warning",
...         "code": "HAS_OUTLIERS",
...         "details": {"columns": ["z"], "rows": [3], "column_indices": {"z": 3}},
...         "action_options": [
...             {
...                 "code": "DROP_ROWS",
...                 "data_check_name": "OutliersDataCheck",
...                 "parameters": {},
...                 "metadata": {"rows": [3], "columns": None}
...             }
...         ]
...     }
... ]
```

**class** evalml.data\_checks.SparsityDataCheck(*problem\_type, threshold, unique\_count\_threshold=10*)

Check if there are any columns with sparsely populated values in the input.

**Parameters**

- **problem\_type** (*str or ProblemTypes*) – The specific problem type to data check for. ‘multiclass’ or ‘time series multiclass’ is the only accepted problem type.

- **threshold** (*float*) – The threshold value, or percentage of each column’s unique values, below which, a column exhibits sparsity. Should be between 0 and 1.
- **unique\_count\_threshold** (*int*) – The minimum number of times a unique value has to be present in a column to not be considered “sparse.” Defaults to 10.

## Methods

<i>name</i>	Return a name describing the data check.
<i>sparsity_score</i>	Calculate a sparsity score for the given value counts by calculating the percentage of unique values that exceed the count_threshold.
<i>validate</i>	Calculate what percentage of each column’s unique values exceed the count threshold and compare that percentage to the sparsity threshold stored in the class instance.

### **name**(*cls*)

Return a name describing the data check.

### **static sparsity\_score**(*col*, *count\_threshold=10*)

Calculate a sparsity score for the given value counts by calculating the percentage of unique values that exceed the count\_threshold.

#### Parameters

- **col** (*pd.Series*) – Feature values.
- **count\_threshold** (*int*) – The number of instances below which a value is considered sparse. Default is 10.

**Returns** Sparsity score, or the percentage of the unique values that exceed count\_threshold.

**Return type** (float)

### **validate**(*self*, *X*, *y=None*)

Calculate what percentage of each column’s unique values exceed the count threshold and compare that percentage to the sparsity threshold stored in the class instance.

#### Parameters

- **X** (*pd.DataFrame*, *np.ndarray*) – Features.
- **y** (*pd.Series*, *np.ndarray*) – Ignored.

**Returns** dict with a DataCheckWarning if there are any sparse columns.

**Return type** dict

## Examples

```
>>> import pandas as pd
```

For multiclass problems, if a column doesn’t have enough representation from unique values, it will be considered sparse.

```

>>> df = pd.DataFrame({
...     "sparse": [float(x) for x in range(100)],
...     "not_sparse": [float(1) for x in range(100)]
... })
...
>>> sparsity_check = SparsityDataCheck(problem_type="multiclass", threshold=0.5,
↳ unique_count_threshold=10)
>>> assert sparsity_check.validate(df) == [
...     {
...         "message": "Input columns ('sparse') for multiclass problem type_
↳ are too sparse.",
...         "data_check_name": "SparsityDataCheck",
...         "level": "warning",
...         "code": "TOO_SPARSE",
...         "details": {
...             "columns": ["sparse"],
...             "sparsity_score": {"sparse": 0.0},
...             "rows": None
...         },
...         "action_options": [
...             {
...                 "code": "DROP_COL",
...                 "data_check_name": "SparsityDataCheck",
...                 "parameters": {},
...                 "metadata": {"columns": ["sparse"], "rows": None}
...             }
...         ]
...     }
... ]

```

```

... >>> df["sparse"] = [float(x % 10) for x in range(100)] >>> sparsity_check = Sparsi-
tyDataCheck(problem_type="multiclass", threshold=1, unique_count_threshold=5) >>> assert spar-
sity_check.validate(df) == [] ... >>> sparse_array = pd.Series([1, 1, 1, 2, 2, 3] * 3) >>> assert Sparsi-
tyDataCheck.sparsity_score(sparse_array, count_threshold=5) == 0.6666666666666666

```

### class evalml.data\_checks.TargetDistributionDataCheck

Check if the target data contains certain distributions that may need to be transformed prior training to improve model performance. Uses the Shapiro-Wilks test when the dataset is  $\leq 5000$  samples, otherwise uses Jarque-Bera.

#### Methods

<code>name</code>	Return a name describing the data check.
<code>validate</code>	Check if the target data has a certain distribution.

#### `name(cls)`

Return a name describing the data check.

#### `validate(self, X, y)`

Check if the target data has a certain distribution.

#### Parameters

- **X** (`pd.DataFrame`, `np.ndarray`) – Features. Ignored.



- `y` (`pd.Series`, `np.ndarray`) – Target data to check for underlying distributions.

**Returns** List with `DataCheckErrors` if certain distributions are found in the target data.

**Return type** dict (`DataCheckError`)

## Examples

```
>>> import pandas as pd
```

Targets that exhibit a lognormal distribution will raise a warning for the user to transform the target.

```
>>> y = [0.946, 0.972, 1.154, 0.954, 0.969, 1.222, 1.038, 0.999, 0.973, 0.897]
>>> target_check = TargetDistributionDataCheck()
>>> assert target_check.validate(None, y) == [
...     {
...         "message": "Target may have a lognormal distribution.",
...         "data_check_name": "TargetDistributionDataCheck",
...         "level": "warning",
...         "code": "TARGET_LOGNORMAL_DISTRIBUTION",
...         "details": {"normalization_method": "shapiro", "statistic": 0.8, "p-
↪value": 0.045, "columns": None, "rows": None},
...         "action_options": [
...             {
...                 "code": "TRANSFORM_TARGET",
...                 "data_check_name": "TargetDistributionDataCheck",
...                 "parameters": {},
...                 "metadata": {
...                     "transformation_strategy": "lognormal",
...                     "is_target": True,
...                     "columns": None,
...                     "rows": None
...                 }
...             }
...         ]
...     }
... ]
>>> y = pd.Series([1, 1, 1, 2, 2, 3, 4, 4, 5, 5, 5])
>>> assert target_check.validate(None, y) == []
>>> y = pd.Series(pd.date_range("1/1/21", periods=10))
>>> assert target_check.validate(None, y) == [
...     {
...         "message": "Target is unsupported datetime type. Valid Woodwork
↪logical types include: integer, double, age, age_fractional",
...         "data_check_name": "TargetDistributionDataCheck",
...         "level": "error",
...         "details": {"columns": None, "rows": None, "unsupported_type":
↪"datetime"},
...         "code": "TARGET_UNSUPPORTED_TYPE",
...         "action_options": []
...     }
... ]
```

(continues on next page)

(continued from previous page)

```
...    }
... ]
```

**class** evalml.data\_checks.TargetLeakageDataCheck(*pct\_corr\_threshold=0.95, method='all'*)

Check if any of the features are highly correlated with the target by using mutual information, Pearson correlation, and other correlation metrics.

If *method='mutual\_info'*, this data check uses mutual information and supports all target and feature types. Other correlation metrics only support binary with numeric and boolean dtypes. This method will return a value in [-1, 1] if other correlation metrics are selected and will returns a value in [0, 1] if mutual information is selected. Correlation metrics available can be found in Woodwork's [dependence\\_dict method](#).

#### Parameters

- **pct\_corr\_threshold** (*float*) – The correlation threshold to be considered leakage. Defaults to 0.95.
- **method** (*string*) – The method to determine correlation. Use 'all' or 'max' for the maximum correlation, or for specific correlation metrics, use their name (ie 'mutual\_info' for mutual information, 'pearson' for Pearson correlation, etc). possible methods can be found in Woodwork's [config](#), under *correlation\_metrics*. Defaults to 'all'.

#### Methods

<a href="#"><i>name</i></a>	Return a name describing the data check.
<a href="#"><i>validate</i></a>	Check if any of the features are highly correlated with the target by using mutual information, Pearson correlation, and/or Spearman correlation.

**name**(*cls*)

Return a name describing the data check.

**validate**(*self, X, y*)

Check if any of the features are highly correlated with the target by using mutual information, Pearson correlation, and/or Spearman correlation.

If *method='mutual\_info'* or *method='max'*, supports all target and feature types. Other correlation metrics only support binary with numeric and boolean dtypes. This method will return a value in [-1, 1] if other correlation metrics are selected and will returns a value in [0, 1] if mutual information is selected.

#### Parameters

- **X** (*pd.DataFrame, np.ndarray*) – The input features to check.
- **y** (*pd.Series, np.ndarray*) – The target data.

**Returns** dict with a DataCheckWarning if target leakage is detected.

**Return type** dict (*DataCheckWarning*)

## Examples

```
>>> import pandas as pd
```

Any columns that are strongly correlated with the target will raise a warning. This could be indicative of data leakage.

```
>>> X = pd.DataFrame({
...     "leak": [10, 42, 31, 51, 61] * 15,
...     "x": [42, 54, 12, 64, 12] * 15,
...     "y": [13, 5, 13, 74, 24] * 15,
... })
>>> y = pd.Series([10, 42, 31, 51, 40] * 15)
>>> target_leakage_check = TargetLeakageDataCheck(pct_corr_threshold=0.95)
>>> assert target_leakage_check.validate(X, y) == [
...     {
...         "message": "Column 'leak' is 95.0% or more correlated with the_
↪target",
...         "data_check_name": "TargetLeakageDataCheck",
...         "level": "warning",
...         "code": "TARGET_LEAKAGE",
...         "details": {"columns": ["leak"], "rows": None},
...         "action_options": [
...             {
...                 "code": "DROP_COL",
...                 "data_check_name": "TargetLeakageDataCheck",
...                 "parameters": {},
...                 "metadata": {"columns": ["leak"], "rows": None}
...             }
...         ]
...     }
... ]
```

The default method can be changed to pearson from mutual\_info.

```
>>> X["x"] = y / 2
>>> target_leakage_check = TargetLeakageDataCheck(pct_corr_threshold=0.8,
↪method="pearson")
>>> assert target_leakage_check.validate(X, y) == [
...     {
...         "message": "Columns 'leak', 'x' are 80.0% or more correlated with_
↪the target",
...         "data_check_name": "TargetLeakageDataCheck",
...         "level": "warning",
...         "details": {"columns": ["leak", "x"], "rows": None},
...         "code": "TARGET_LEAKAGE",
...         "action_options": [
...             {
...                 "code": "DROP_COL",
...                 "data_check_name": "TargetLeakageDataCheck",
...                 "parameters": {},
...                 "metadata": {"columns": ["leak", "x"], "rows": None}
...             }
...         ]
...     }
... ]
```

(continues on next page)

(continued from previous page)

```

...     }
...     ]
... }
... ]

```

**class** evalml.data\_checks.TimeSeriesParametersDataCheck(*problem\_configuration*, *n\_splits*)

Checks whether the time series parameters are compatible with data splitting.

If  $\text{gap} + \text{max\_delay} + \text{forecast\_horizon} > X.\text{shape}[0] // (\text{n\_splits} + 1)$

then the feature engineering window is larger than the smallest split. This will cause the pipeline to create features from data that does not exist, which will cause errors.

#### Parameters

- **problem\_configuration** (*dict*) – Dict containing problem\_configuration parameters.
- **n\_splits** (*int*) – Number of time series splits.

#### Methods

<i>name</i>	Return a name describing the data check.
<i>validate</i>	Check if the time series parameters are compatible with data splitting.

**name**(*cls*)

Return a name describing the data check.

**validate**(*self*, *X*, *y=None*)

Check if the time series parameters are compatible with data splitting.

#### Parameters

- **X** (*pd.DataFrame*, *np.ndarray*) – Features.
- **y** (*pd.Series*, *np.ndarray*) – Ignored. Defaults to None.

**Returns** dict with a DataCheckError if parameters are too big for the split sizes.

**Return type** dict

## Examples

```
>>> import pandas as pd
```

The time series parameters have to be compatible with the data passed. If the window size (gap + max\_delay + forecast\_horizon) is greater than or equal to the split size, then an error will be raised.

```

>>> X = pd.DataFrame({
...     "dates": pd.date_range("1/1/21", periods=100),
...     "first": [i for i in range(100)],
... })
>>> y = pd.Series([i for i in range(100)])
...
>>> problem_config = {"gap": 7, "max_delay": 2, "forecast_horizon": 12, "time_
↪index": "dates"}

```

(continues on next page)

(continued from previous page)

```

>>> ts_parameters_check = TimeSeriesParametersDataCheck(problem_
↳ configuration=problem_config, n_splits=7)
>>> assert ts_parameters_check.validate(X, y) == [
...     {
...         "message": "Since the data has 100 observations, n_splits=7, and a
↳ forecast horizon of 12, the smallest "
...         "split would have 16 observations. Since 21 (gap + max_
↳ delay + forecast_horizon)"
...         ">= 16, then at least one of the splits would be empty.
↳ by the time it reaches "
...         "the pipeline. Please use a smaller number of splits,
↳ reduce one or more these "
...         "parameters, or collect more data.",
...         "data_check_name": "TimeSeriesParametersDataCheck",
...         "level": "error",
...         "code": "TIMESERIES_PARAMETERS_NOT_COMPATIBLE_WITH_SPLIT",
...         "details": {
...             "columns": None,
...             "rows": None,
...             "max_window_size": 21,
...             "min_split_size": 16,
...             "n_obs": 100,
...             "n_splits": 7
...         },
...         "action_options": []
...     }
... ]

```

**class** evalml.data\_checks.TimeSeriesSplittingDataCheck(*problem\_type*, *n\_splits*)

Checks whether the time series target data is compatible with splitting.

If the target data in the training and validation of every split doesn't have representation from all classes (for time series classification problems) this will prevent the estimators from training on all potential outcomes which will cause errors during prediction.

#### Parameters

- **problem\_type** (*str* or *ProblemTypes*) – Problem type.
- **n\_splits** (*int*) – Number of time series splits.

#### Methods

<i>name</i>	Return a name describing the data check.
<i>validate</i>	Check if the training and validation targets are compatible with time series data splitting.

**name**(*cls*)

Return a name describing the data check.

**validate**(*self*, *X*, *y*)

Check if the training and validation targets are compatible with time series data splitting.

#### Parameters

- **X** (*pd.DataFrame*, *np.ndarray*) – Ignored. Features.

- `y` (`pd.Series`, `np.ndarray`) – Target data.

**Returns** dict with a `DataCheckError` if splitting would result in inadequate class representation.

**Return type** dict

### Example

```
>>> import pandas as pd
```

Passing `n_splits` as 3 means that the data will be segmented into 4 parts to be iterated over for training and validation splits. The first split results in training indices of [0:25] and validation indices of [25:50]. The training indices of the first split result in only one unique value (0). The third split results in training indices of [0:75] and validation indices of [75:100]. The validation indices of the third split result in only one unique value (1).

```
>>> X = None
>>> y = pd.Series([0 if i < 45 else i % 2 if i < 55 else 1 for i in range(100)])
>>> ts_splitting_check = TimeSeriesSplittingDataCheck("time series binary", 3)
>>> assert ts_splitting_check.validate(X, y) == [
...     {
...         "message": "Time Series Binary and Time Series Multiclass problem "
...                     "types require every training and validation split to "
...                     "have at least one instance of all the target classes. "
...                     "The following splits are invalid: [1, 3]",
...         "data_check_name": "TimeSeriesSplittingDataCheck",
...         "level": "error",
...         "details": {
...             "columns": None, "rows": None,
...             "invalid_splits": {
...                 1: {"Training": [0, 25]},
...                 3: {"Validation": [75, 100]}
...             }
...         },
...         "code": "TIMESERIES_TARGET_NOT_COMPATIBLE_WITH_SPLIT",
...         "action_options": []
...     }
... ]
```

**class** `evalml.data_checks.UniquenessDataCheck`(*problem\_type*, *threshold*=0.5)

Check if there are any columns in the input that are either too unique for classification problems or not unique enough for regression problems.

#### Parameters

- **problem\_type** (*str* or *ProblemTypes*) – The specific problem type to data check for. e.g. ‘binary’, ‘multiclass’, ‘regression’, ‘time series regression’
- **threshold** (*float*) – The threshold to set as an upper bound on uniqueness for classification type problems or lower bound on for regression type problems. Defaults to 0.50.

#### Methods

<code>name</code>	Return a name describing the data check.
<code>uniqueness_score</code>	Calculate a uniqueness score for the provided field. NaN values are not considered as unique values in the calculation.
<code>validate</code>	Check if there are any columns in the input that are too unique in the case of classification problems or not unique enough in the case of regression problems.

**name**(*cls*)

Return a name describing the data check.

**static uniqueness\_score**(*col*, *drop\_na=True*)

Calculate a uniqueness score for the provided field. NaN values are not considered as unique values in the calculation.

Based on the Herfindahl-Hirschman Index.

#### Parameters

- **col** (*pd.Series*) – Feature values.
- **drop\_na** (*bool*) – Whether to drop null values when computing the uniqueness score. Defaults to True.

**Returns** Uniqueness score.

**Return type** (float)

**validate**(*self*, *X*, *y=None*)

Check if there are any columns in the input that are too unique in the case of classification problems or not unique enough in the case of regression problems.

#### Parameters

- **X** (*pd.DataFrame*, *np.ndarray*) – Features.
- **y** (*pd.Series*, *np.ndarray*) – Ignored. Defaults to None.

#### Returns

**dict with a DataCheckWarning if there are any too unique or not unique enough columns.**

**Return type** dict

## Examples

```
>>> import pandas as pd
```

Because the problem type is regression, the column “regression\_not\_unique\_enough” raises a warning for having just one value.

```
>>> df = pd.DataFrame({
...     "regression_unique_enough": [float(x) for x in range(100)],
...     "regression_not_unique_enough": [float(1) for x in range(100)]
... })
...
>>> uniqueness_check = UniquenessDataCheck(problem_type="regression",
↳ threshold=0.8)
```

(continues on next page)

(continued from previous page)

```

>>> assert uniqueness_check.validate(df) == [
...     {
...         "message": "Input columns 'regression_not_unique_enough' for_
↳ regression problem type are not unique enough.",
...         "data_check_name": "UniquenessDataCheck",
...         "level": "warning",
...         "code": "NOT_UNIQUE_ENOUGH",
...         "details": {"columns": ["regression_not_unique_enough"],
↳ "uniqueness_score": {"regression_not_unique_enough": 0.0}, "rows": None},
...         "action_options": [
...             {
...                 "code": "DROP_COL",
...                 "parameters": {},
...                 "data_check_name": "UniquenessDataCheck",
...                 "metadata": {"columns": ["regression_not_unique_enough"],
↳ "rows": None}
...             }
...         ]
...     }
... ]

```

For multiclass, the column “regression\_unique\_enough” has too many unique values and will raise an appropriate warning. >>> y = pd.Series([1, 1, 1, 2, 2, 3, 3, 3]) >>> uniqueness\_check = UniquenessDataCheck(problem\_type=”multiclass”, threshold=0.8) >>> assert uniqueness\_check.validate(df) == [ ... { ... “message”: “Input columns ‘regression\_unique\_enough’ for multiclass problem type are too unique.”, ... “data\_check\_name”: “UniquenessDataCheck”, ... “level”: “warning”, ... “details”: { ... “columns”: [“regression\_unique\_enough”], ... “rows”: None, ... “uniqueness\_score”: {“regression\_unique\_enough”: 0.99} ... }, ... “code”: “TOO\_UNIQUE”, ... “action\_options”: [ ... { ... “code”: “DROP\_COL”, ... “data\_check\_name”: “UniquenessDataCheck”, ... “parameters”: {}, ... “metadata”: {“columns”: [“regression\_unique\_enough”], “rows”: None} ... } ... ] ... } ... ] ... >>> assert UniquenessDataCheck.uniqueness\_score(y) == 0.65625

## Demos

Demo datasets.



## Submodules

### breast\_cancer

Load the breast cancer dataset, which can be used for binary classification problems.

## Module Contents

### Functions

---

<i>load_breast_cancer</i>	Load breast cancer dataset. Binary classification problem.
---------------------------	--

---

### Contents

`evalml.demos.breast_cancer.load_breast_cancer()`

Load breast cancer dataset. Binary classification problem.

**Returns** X and y

**Return type** (pd.DataFrame, pd.Series)

### churn

Load the churn dataset, which can be used for binary classification problems.

## Module Contents

### Functions

---

<i>load_churn</i>	Load churn dataset, which can be used for binary classification problems.
-------------------	---

---

### Contents

`evalml.demos.churn.load_churn(n_rows=None, verbose=True)`

Load churn dataset, which can be used for binary classification problems.

#### Parameters

- **n\_rows** (*int*) – Number of rows from the dataset to return
- **verbose** (*bool*) – Whether to print information about features and labels

**Returns** X and y

**Return type** (pd.DataFrame, pd.Series)

## diabetes

Load the diabetes dataset, which can be used for regression problems.

### Module Contents

#### Functions

---

<code>load_diabetes</code>	Load diabetes dataset. Used for regression problem.
----------------------------	---

---

#### Contents

`evalml.demos.diabetes.load_diabetes()`

Load diabetes dataset. Used for regression problem.

**Returns** X and y

**Return type** (pd.DataFrame, pd.Series)

## fraud

Load the credit card fraud dataset, which can be used for binary classification problems.

### Module Contents

#### Functions

---

<code>load_fraud</code>	Load credit card fraud dataset.
-------------------------	---------------------------------

---

#### Contents

`evalml.demos.fraud.load_fraud(n_rows=None, verbose=True)`

Load credit card fraud dataset.

The fraud dataset can be used for binary classification problems.

**Parameters**

- **n\_rows** (*int*) – Number of rows from the dataset to return
- **verbose** (*bool*) – Whether to print information about features and labels

**Returns** X and y

**Return type** (pd.DataFrame, pd.Series)

## weather

The Australian daily-min-temperatures weather dataset.

### Module Contents

#### Functions

---

<code>load_weather</code>	Load the Australian daily-min-temperatures weather dataset.
---------------------------	---

---

#### Contents

`evalml.demos.weather.load_weather()`

Load the Australian daily-min-temperatures weather dataset.

**Returns** X and y

**Return type** (pd.DataFrame, pd.Series)

## wine

Load and return the wine dataset, which can be used for multiclass classification problems.

### Module Contents

#### Functions

---

<code>load_wine</code>	Load wine dataset. Multiclass problem.
------------------------	--

---

#### Contents

`evalml.demos.wine.load_wine()`

Load wine dataset. Multiclass problem.

**Returns** X and y

**Return type** (pd.DataFrame, pd.Series)

## Package Contents

### Functions

<code>load_breast_cancer</code>	Load breast cancer dataset. Binary classification problem.
<code>load_churn</code>	Load churn dataset, which can be used for binary classification problems.
<code>load_diabetes</code>	Load diabetes dataset. Used for regression problem.
<code>load_fraud</code>	Load credit card fraud dataset.
<code>load_weather</code>	Load the Australian daily-min-temperatures weather dataset.
<code>load_wine</code>	Load wine dataset. Multiclass problem.

### Contents

`evalml.demos.load_breast_cancer()`

Load breast cancer dataset. Binary classification problem.

**Returns** X and y

**Return type** (pd.DataFrame, pd.Series)

`evalml.demos.load_churn(n_rows=None, verbose=True)`

Load churn dataset, which can be used for binary classification problems.

**Parameters**

- **n\_rows** (*int*) – Number of rows from the dataset to return
- **verbose** (*bool*) – Whether to print information about features and labels

**Returns** X and y

**Return type** (pd.DataFrame, pd.Series)

`evalml.demos.load_diabetes()`

Load diabetes dataset. Used for regression problem.

**Returns** X and y

**Return type** (pd.DataFrame, pd.Series)

`evalml.demos.load_fraud(n_rows=None, verbose=True)`

Load credit card fraud dataset.

The fraud dataset can be used for binary classification problems.

**Parameters**

- **n\_rows** (*int*) – Number of rows from the dataset to return
- **verbose** (*bool*) – Whether to print information about features and labels

**Returns** X and y

**Return type** (pd.DataFrame, pd.Series)

`evalml.demos.load_weather()`

Load the Australian daily-min-temperatures weather dataset.

**Returns** X and y

**Return type** (pd.DataFrame, pd.Series)

`evalml.demos.load_wine()`

Load wine dataset. Multiclass problem.

**Returns** X and y

**Return type** (pd.DataFrame, pd.Series)

## Exceptions

Exceptions used in EvalML.

## Submodules

### exceptions

Exceptions used in EvalML.

## Module Contents

### Classes Summary

<i><a href="#">PartialDependenceErrorCode</a></i>	Enum identifying the type of error encountered in partial dependence.
<i><a href="#">PipelineErrorCodeEnum</a></i>	Enum identifying the type of error encountered while applying a pipeline.
<i><a href="#">ValidationErrorCode</a></i>	Enum identifying the type of error encountered in hold-out validation.

### Exceptions Summary

## Contents

**exception** `evalml.exceptions.exceptions.AutoMLSearchException`

Exception raised when all pipelines in an automl batch return a score of NaN for the primary objective.

**exception** `evalml.exceptions.exceptions.ComponentNotYetFittedError`

An exception to be raised when `predict/predict_proba/transform` is called on a component without fitting first.

**exception** `evalml.exceptions.exceptions.DataCheckInitError`

Exception raised when a data check can't initialize with the parameters given.

**exception** evalml.exceptions.exceptions.**MethodPropertyNotFoundError**

Exception to raise when a class is does not have an expected method or property.

**exception** evalml.exceptions.exceptions.**MissingComponentError**

An exception raised when a component is not found in `all_components()`.

**exception** evalml.exceptions.exceptions.**NoPositiveLabelException**

Exception when a particular classification label for the ‘positive’ class cannot be found in the column index or unique values.

**exception** evalml.exceptions.exceptions.**NullsInColumnWarning**

Warning thrown when there are null values in the column of interest.

**exception** evalml.exceptions.exceptions.**ObjectiveCreationError**

Exception when `get_objective` tries to instantiate an objective and required args are not provided.

**exception** evalml.exceptions.exceptions.**ObjectiveNotFoundError**

Exception to raise when specified objective does not exist.

**exception** evalml.exceptions.exceptions.**ParameterNotUsedWarning**(*components*)

Warning thrown when a pipeline parameter isn’t used in a defined pipeline’s component graph during initialization.

**exception** evalml.exceptions.exceptions.**PartialDependenceError**(*message, code*)

Exception raised for all errors that partial dependence can raise.

#### Parameters

- **message** (*str*) – descriptive error message
- **code** ([PartialDependenceErrorCode](#)) – code for specific error

**class** evalml.exceptions.exceptions.**PartialDependenceErrorCode**

Enum identifying the type of error encountered in partial dependence.

#### Attributes

<b>ALL_OTHER_ERRORS</b>	Errors
<b>COMPUTED_PERCENTILES_TOO_CLOSE</b>	computed_percentiles_too_close
<b>FEATURE_IS_ALL_NANS</b>	feature_is_all_nans
<b>FEATURE_IS_MOSTLY_ONE_VALUE</b>	feature_is_mostly_one_value
<b>FEATURES_ARGUMENT_INCORRECT_TYPES</b>	features_argument_incorrect_types
<b>ICE_PLOT_REQUESTED_FOR_TWO_WAY_PLOT</b>	ice_plot_requested_for_two_way_plot
<b>INVALID_CLASS_LABEL</b>	invalid_class_label_requested_for_plot
<b>INVALID_FEATURE_TYPE</b>	invalid_feature_type
<b>PIPELINE_IS_BASELINE</b>	pipeline_is_baseline
<b>TOO_MANY_FEATURES</b>	too_many_features
<b>TWO_WAY_REQUESTED_FOR_DATES</b>	two_way_requested_for_dates
<b>UNFITTED_PIPELINE</b>	unfitted_pipeline

**Methods**

<i>name</i>	The name of the Enum member.
<i>value</i>	The value of the Enum member.

**name**(*self*)

The name of the Enum member.

**value**(*self*)

The value of the Enum member.

**exception** evalml.exceptions.exceptions.**PipelineError**(*message, code, details=None*)

Exception raised for errors that can be raised when applying a pipeline.

**Parameters**

- **message** (*str*) – descriptive error message
- **code** (**PipelineErrorCodeEnum**) – code for specific error
- **details** (*dict*) – additional details for error

**class** evalml.exceptions.exceptions.**PipelineErrorCodeEnum**

Enum identifying the type of error encountered while applying a pipeline.

**Attributes**

<b>PRE-DICT_INPUT_SCHEMA_UNEQUAL</b>	predict_input_schema_unequal
--------------------------------------	------------------------------

**Methods**

<i>name</i>	The name of the Enum member.
<i>value</i>	The value of the Enum member.

**name**(*self*)

The name of the Enum member.

**value**(*self*)

The value of the Enum member.

**exception** evalml.exceptions.exceptions.**PipelineNotFoundError**

An exception raised when a particular pipeline is not found in automl search results.

**exception** evalml.exceptions.exceptions.**PipelineNotYetFittedError**

An exception to be raised when predict/predict\_proba/transform is called on a pipeline without fitting first.

**exception** evalml.exceptions.exceptions.**PipelineScoreError**(*exceptions, scored\_successfully*)

An exception raised when a pipeline errors while scoring any objective in a list of objectives.

**Parameters**

- **exceptions** (*dict*) – A dictionary mapping an objective name (*str*) to a tuple of the form (exception, traceback). All of the objectives that errored will be stored here.
- **scored\_successfully** (*dict*) – A dictionary mapping an objective name (*str*) to a score value. All of the objectives that did not error will be stored here.

**class** evalml.exceptions.exceptions.**ValidationErrorCode**

Enum identifying the type of error encountered in holdout validation.

**Attributes**

<b>IN- VALID_HOLDOUT_GAP_SEPARATION</b>	invalid_holdout_gap_separation
<b>IN- VALID_HOLDOUT_LENGTH</b>	invalid_holdout_length

**Methods**

<i>name</i>	The name of the Enum member.
<i>value</i>	The value of the Enum member.

**name**(*self*)

The name of the Enum member.

**value**(*self*)

The value of the Enum member.

**Package Contents****Classes Summary**

<i>PartialDependenceErrorCode</i>	Enum identifying the type of error encountered in partial dependence.
<i>PipelineErrorCodeEnum</i>	Enum identifying the type of error encountered while applying a pipeline.
<i>ValidationErrorCode</i>	Enum identifying the type of error encountered in hold-out validation.

**Exceptions Summary****Contents****exception** evalml.exceptions.**AutoMLSearchException**

Exception raised when all pipelines in an automl batch return a score of NaN for the primary objective.

**exception** evalml.exceptions.**ComponentNotYetFittedError**

An exception to be raised when predict/predict\_proba/transform is called on a component without fitting first.

**exception** evalml.exceptions.**DataCheckInitError**

Exception raised when a data check can't initialize with the parameters given.

**exception** evalml.exceptions.**MethodPropertyNotFoundError**

Exception to raise when a class is does not have an expected method or property.



**exception** evalml.exceptions.MissingComponentError

An exception raised when a component is not found in `all_components()`.

**exception** evalml.exceptions.NoPositiveLabelException

Exception when a particular classification label for the ‘positive’ class cannot be found in the column index or unique values.

**exception** evalml.exceptions.NullsInColumnWarning

Warning thrown when there are null values in the column of interest.

**exception** evalml.exceptions.ObjectiveCreationError

Exception when `get_objective` tries to instantiate an objective and required args are not provided.

**exception** evalml.exceptions.ObjectiveNotFoundError

Exception to raise when specified objective does not exist.

**exception** evalml.exceptions.ParameterNotUsedWarning(*components*)

Warning thrown when a pipeline parameter isn’t used in a defined pipeline’s component graph during initialization.

**exception** evalml.exceptions.PartialDependenceError(*message, code*)

Exception raised for all errors that partial dependence can raise.

**Parameters**

- **message** (*str*) – descriptive error message
- **code** (`PartialDependenceErrorCode`) – code for specific error

**class** evalml.exceptions.PartialDependenceErrorCode

Enum identifying the type of error encountered in partial dependence.

**Attributes**

<b>ALL_OTHER_ERRORS</b>	errors
<b>COMPUTED_PERCENTILES_TOO_CLOSE</b>	computed_percentiles_too_close
<b>FEATURE_IS_ALL_NANS</b>	feature_is_all_nans
<b>FEATURE_IS_MOSTLY_ONE_VALUE</b>	feature_is_mostly_one_value
<b>FEATURES_ARGUMENT_INCORRECT_TYPES</b>	features_argument_incorrect_types
<b>ICE_PLOT_REQUESTED_FOR_TWO_WAY_PLOT</b>	ice_plot_requested_for_two_way_plot
<b>INVALID_CLASS_LABEL</b>	invalid_class_label_requested_for_plot
<b>INVALID_FEATURE_TYPE</b>	invalid_feature_type
<b>PIPELINE_IS_ALREADY_BASELINE</b>	pipeline_is_already_baseline
<b>TOO_MANY_FEATURES</b>	too_many_features
<b>TWO_WAY_REQUESTED_FOR_DATES</b>	two_way_requested_for_dates
<b>UNFITTED_PIPELINE</b>	unfitted_pipeline

**Methods**

<i>name</i>	The name of the Enum member.
<i>value</i>	The value of the Enum member.

**name**(*self*)

The name of the Enum member.

**value**(*self*)

The value of the Enum member.

**exception** evalml.exceptions.**PipelineError**(*message, code, details=None*)

Exception raised for errors that can be raised when applying a pipeline.

**Parameters**

- **message** (*str*) – descriptive error message
- **code** ([PipelineErrorCodeEnum](#)) – code for specific error
- **details** (*dict*) – additional details for error

**class** evalml.exceptions.**PipelineErrorCodeEnum**

Enum identifying the type of error encountered while applying a pipeline.

**Attributes**

<b>PRE-DICT_INPUT_SCHEMA_UNEQUAL</b>	predict_input_schema_unequal
--------------------------------------	------------------------------

**Methods**

<i>name</i>	The name of the Enum member.
<i>value</i>	The value of the Enum member.

**name**(*self*)

The name of the Enum member.

**value**(*self*)

The value of the Enum member.

**exception** evalml.exceptions.**PipelineNotFoundError**

An exception raised when a particular pipeline is not found in automl search results.

**exception** evalml.exceptions.**PipelineNotYetFittedError**

An exception to be raised when predict/predict\_proba/transform is called on a pipeline without fitting first.

**exception** evalml.exceptions.**PipelineScoreError**(*exceptions, scored\_successfully*)

An exception raised when a pipeline errors while scoring any objective in a list of objectives.

**Parameters**

- **exceptions** (*dict*) – A dictionary mapping an objective name (*str*) to a tuple of the form (exception, traceback). All of the objectives that errored will be stored here.
- **scored\_successfully** (*dict*) – A dictionary mapping an objective name (*str*) to a score value. All of the objectives that did not error will be stored here.

**class** evalml.exceptions.ValidationErrorCode

Enum identifying the type of error encountered in holdout validation.

**Attributes**

<b>IN- VALID_HOLDOUT_GAP_SEPARATION</b>	invalid_holdout_gap_separation
<b>IN- VALID_HOLDOUT_LENGTH</b>	invalid_holdout_length

**Methods**

<i>name</i>	The name of the Enum member.
<i>value</i>	The value of the Enum member.

**name**(*self*)

The name of the Enum member.

**value**(*self*)

The value of the Enum member.

**Model Family**

Family of machine learning models.

**Submodules****model\_family**

Enum for family of machine learning models.

**Module Contents****Classes Summary**

<i>ModelFamily</i>	Enum for family of machine learning models.
--------------------	---

**Contents****class** evalml.model\_family.model\_family.ModelFamily

Enum for family of machine learning models.

**Attributes**

<b>ARIMA</b>	ARIMA model family.
<b>BASELINE</b>	Baseline model family.
<b>CAT-BOOST</b>	CatBoost model family.
<b>DECISION_TREE</b>	Decision Tree model family.
<b>ENSEMBLE</b>	Ensemble model family.
<b>EXPONENTIAL_SMOOTHING</b>	Exponential Smoothing model family.
<b>EXTRA_TREES</b>	Extra Trees model family.
<b>K_NEIGHBORS</b>	K Nearest Neighbors model family.
<b>LIGHTGBM</b>	LightGBM model family.
<b>LINEAR_MODEL</b>	Linear model family.
<b>NONE</b>	None
<b>PROPHET</b>	Prophet model family.
<b>RANDOM_FOREST</b>	Random Forest model family.
<b>SVM</b>	SVM model family.
<b>VARMAX</b>	VARMAX model family.
<b>VOWPAL_WABBIT</b>	Vowpal Wabbit model family.
<b>XGBOOST</b>	XGBoost model family.

## Methods

<i>is_tree_estimator</i>	Checks whether the estimator's model family uses trees.
<i>name</i>	The name of the Enum member.
<i>value</i>	The value of the Enum member.

### **is\_tree\_estimator**(*self*)

Checks whether the estimator's model family uses trees.

### **name**(*self*)

The name of the Enum member.

### **value**(*self*)

The value of the Enum member.

## utils

Utility methods for EvalML's model families.

### Module Contents

#### Functions

<i>handle_model_family</i>	Handles <code>model_family</code> by either returning the <code>ModelFamily</code> or converting from a string.
----------------------------	---

#### Contents

`evalml.model_family.utils.handle_model_family(model_family)`

Handles `model_family` by either returning the `ModelFamily` or converting from a string.

**Parameters** `model_family` (*str* or *ModelFamily*) – Model type that needs to be handled.

**Returns** `ModelFamily`

**Raises**

- **KeyError** – If input is not a valid model family.
- **ValueError** – If input is not a string or `ModelFamily` object.

### Package Contents

#### Classes Summary

<i>ModelFamily</i>	Enum for family of machine learning models.
--------------------	---

#### Functions

<i>handle_model_family</i>	Handles <code>model_family</code> by either returning the <code>ModelFamily</code> or converting from a string.
----------------------------	---

#### Contents

`evalml.model_family.handle_model_family(model_family)`

Handles `model_family` by either returning the `ModelFamily` or converting from a string.

**Parameters** `model_family` (*str* or *ModelFamily*) – Model type that needs to be handled.

**Returns** `ModelFamily`

**Raises**

- **KeyError** – If input is not a valid model family.

- **ValueError** – If input is not a string or ModelFamily object.

**class** evalml.model\_family.**ModelFamily**

Enum for family of machine learning models.

#### Attributes

<b>ARIMA</b>	ARIMA model family.
<b>BASELINE</b>	Baseline model family.
<b>CAT-BOOST</b>	CatBoost model family.
<b>DECI-SION_TREE</b>	Decision Tree model family.
<b>ENSEM-BLE</b>	Ensemble model family.
<b>EXPONENTIAL_SMOOTHING</b>	Exponential Smoothing model family.
<b>EX-TRA_TREES</b>	Extra Trees model family.
<b>K_NEIGHBORS</b>	K Nearest Neighbors model family.
<b>LIGHT-GBM</b>	LightGBM model family.
<b>LIN-EAR_MODEL</b>	Linear model family.
<b>NONE</b>	None
<b>PROPHET</b>	Prophet model family.
<b>RAN-DOM_FOREST</b>	Random Forest model family.
<b>SVM</b>	SVM model family.
<b>VARMAX</b>	VARMAX model family.
<b>VOW-PAL_WABBIT</b>	Vowpal Wabbit model family.
<b>XGBOOST</b>	XGBoost model family.

#### Methods

<i>is_tree_estimator</i>	Checks whether the estimator's model family uses trees.
<i>name</i>	The name of the Enum member.
<i>value</i>	The value of the Enum member.

**is\_tree\_estimator**(*self*)

Checks whether the estimator's model family uses trees.

**name**(*self*)

The name of the Enum member.

**value**(*self*)

The value of the Enum member.

## Model Understanding

Model understanding tools.

## Subpackages

### `prediction_explanations`

Prediction explanation tools.

## Submodules

### `explainers`

Prediction explanation tools.

## Module Contents

### Classes Summary

---

<code>ExplainPredictionsStage</code>	Enum for prediction stage.
--------------------------------------	----------------------------

---

### Functions

---

<code>abs_error</code>	Computes the absolute error per data point for regression problems.
<code>cross_entropy</code>	Computes Cross Entropy Loss per data point for classification problems.
<code>explain_predictions</code>	Creates a report summarizing the top contributing features for each data point in the input features.
<code>explain_predictions_best_worst</code>	Creates a report summarizing the top contributing features for the best and worst points in the dataset as measured by error to true labels.

---

### Attributes Summary

---

<code>DEFAULT_METRICS</code>
------------------------------

---

## Contents

`evalml.model_understanding.prediction_explanations.explainers.abs_error(y_true, y_pred)`

Computes the absolute error per data point for regression problems.

### Parameters

- **y\_true** (*pd.Series*) – True labels.
- **y\_pred** (*pd.Series*) – Predicted values.

**Returns** *np.ndarray*

`evalml.model_understanding.prediction_explanations.explainers.cross_entropy(y_true, y_pred_proba)`

Computes Cross Entropy Loss per data point for classification problems.

### Parameters

- **y\_true** (*pd.Series*) – True labels encoded as ints.
- **y\_pred\_proba** (*pd.DataFrame*) – Predicted probabilities. One column per class.

**Returns** *np.ndarray*

`evalml.model_understanding.prediction_explanations.explainers.DEFAULT_METRICS`

`evalml.model_understanding.prediction_explanations.explainers.explain_predictions(pipeline, in-put_features, y, in-dices_to_explain, top_k_features=3, in-clude_explainer_values=False, in-clude_expected_value=False, out-put_format='text', train-ing_data=None, train-ing_target=None, algo-rithm='shap')`

Creates a report summarizing the top contributing features for each data point in the input features.

XGBoost models and CatBoost multiclass classifiers are not currently supported with the SHAP algorithm. To explain XGBoost model predictions, use the LIME algorithm. The LIME algorithm does not currently support any CatBoost models. For Stacked Ensemble models, the SHAP value for each input pipeline's predict function into the metalearner is used.

### Parameters

- **pipeline** (*PipelineBase*) – Fitted pipeline whose predictions we want to explain with SHAP or LIME.
- **input\_features** (*pd.DataFrame*) – Dataframe of input data to evaluate the pipeline on.
- **y** (*pd.Series*) – Labels for the input data.



- **indices\_to\_explain** (*list[int]*) – List of integer indices to explain.
- **top\_k\_features** (*int*) – How many of the highest/lowest contributing feature to include in the table for each data point. Default is 3.
- **include\_explainer\_values** (*bool*) – Whether explainer (SHAP or LIME) values should be included in the table. Default is False.
- **include\_expected\_value** (*bool*) – Whether the expected value should be included in the table. Default is False.
- **output\_format** (*str*) – Either “text”, “dict”, or “dataframe”. Default is “text”.
- **training\_data** (*pd.DataFrame, np.ndarray*) – Data the pipeline was trained on. Required and only used for time series pipelines.
- **training\_target** (*pd.Series, np.ndarray*) – Targets used to train the pipeline. Required and only used for time series pipelines.
- **algorithm** (*str*) – Algorithm to use while generating top contributing features, one of “shap” or “lime”. Defaults to “shap”.

#### Returns

A report explaining the top contributing features to each prediction for each row of input features.

The report will include the feature names, prediction contribution, and explainer value (optional).

**Return type** str, dict, or pd.DataFrame

#### Raises

- **ValueError** – if input\_features is empty.
- **ValueError** – if an output\_format outside of “text”, “dict” or “dataframe is provided.
- **ValueError** – if the requested index falls outside the input\_feature’s boundaries.

```
evalml.model_understanding.prediction_explanations.explainers.explain_predictions_best_worst(pipeline,
                                                                 in-
                                                                 put_features,
                                                                 y_true,
                                                                 num_to_expl
                                                                 top_k_feature
                                                                 in-
                                                                 clude_explain
                                                                 met-
                                                                 ric=None,
                                                                 out-
                                                                 put_format='
                                                                 call-
                                                                 back=None,
                                                                 train-
                                                                 ing_data=No
                                                                 train-
                                                                 ing_target=N
                                                                 al-
                                                                 go-
                                                                 rithm='shap')
```

Creates a report summarizing the top contributing features for the best and worst points in the dataset as measured by error to true labels.

XGBoost models and CatBoost multiclass classifiers are not currently supported with the SHAP algorithm. To explain XGBoost model predictions, use the LIME algorithm. The LIME algorithm does not currently support any CatBoost models. For Stacked Ensemble models, the SHAP value for each input pipeline's predict function into the metalearner is used.

#### Parameters

- **pipeline** (*PipelineBase*) – Fitted pipeline whose predictions we want to explain with SHAP or LIME.
- **input\_features** (*pd.DataFrame*) – Input data to evaluate the pipeline on.
- **y\_true** (*pd.Series*) – True labels for the input data.
- **num\_to\_explain** (*int*) – How many of the best, worst, random data points to explain.
- **top\_k\_features** (*int*) – How many of the highest/lowest contributing feature to include in the table for each data point.
- **include\_explainer\_values** (*bool*) – Whether explainer (SHAP or LIME) values should be included in the table. Default is False.
- **metric** (*callable*) – The metric used to identify the best and worst points in the dataset. Function must accept the true labels and predicted value or probabilities as the only arguments and lower values must be better. By default, this will be the absolute error for regression problems and cross entropy loss for classification problems.
- **output\_format** (*str*) – Either “text” or “dict”. Default is “text”.
- **callback** (*callable*) – Function to be called with incremental updates. Has the following parameters: - *progress\_stage*: stage of computation - *time\_elapsed*: total time in seconds that has elapsed since start of call
- **training\_data** (*pd.DataFrame*, *np.ndarray*) – Data the pipeline was trained on. Required and only used for time series pipelines.
- **training\_target** (*pd.Series*, *np.ndarray*) – Targets used to train the pipeline. Required and only used for time series pipelines.
- **algorithm** (*str*) – Algorithm to use while generating top contributing features, one of “shap” or “lime”. Defaults to “shap”.

#### Returns

**A report explaining the top contributing features for the best/worst predictions in the input\_features.**

For each of the best/worst rows of input\_features, the predicted values, true labels, metric value, feature names, prediction contribution, and explainer value (optional) will be listed.

**Return type** str, dict, or pd.DataFrame

#### Raises

- **ValueError** – If input\_features does not have more than twice the requested features to explain.
- **ValueError** – If y\_true and input\_features have mismatched lengths.
- **ValueError** – If an output\_format outside of “text”, “dict” or “dataframe” is provided.
- **PipelineScoreError** – If the pipeline errors out while scoring.

#### class

evalml.model\_understanding.prediction\_explanations.explainers.**ExplainPredictionsStage**

Enum for prediction stage.

## Attributes

<b>COM- PUTE_EXPLAINER_VALUES_STAGE</b>	compute_explainer_value_stage
<b>COM- PUTE_FEATURE_STAGE</b>	compute_feature_stage
<b>DONE</b>	done
<b>PRE- DICT_STAGE</b>	predict_stage
<b>PREPRO- CESS- ING_STAGE</b>	preprocessing_stage

## Methods

<i>name</i>	The name of the Enum member.
<i>value</i>	The value of the Enum member.

**name**(*self*)

The name of the Enum member.

**value**(*self*)

The value of the Enum member.

## Package Contents

## Functions

<i>explain_predictions</i>	Creates a report summarizing the top contributing features for each data point in the input features.
<i>explain_predictions_best_worst</i>	Creates a report summarizing the top contributing features for the best and worst points in the dataset as measured by error to true labels.

## Contents

```

evalml.model_understanding.prediction_explanations.explain_predictions(pipeline, input_features,
                                                                    y, indices_to_explain,
                                                                    top_k_features=3, in-
                                                                    clude_explainer_values=False, in-
                                                                    clude_expected_value=False,
                                                                    output_format='text',
                                                                    training_data=None,
                                                                    training_target=None,
                                                                    algorithm='shap')

```

Creates a report summarizing the top contributing features for each data point in the input features.

XGBoost models and CatBoost multiclass classifiers are not currently supported with the SHAP algorithm. To explain XGBoost model predictions, use the LIME algorithm. The LIME algorithm does not currently support

any CatBoost models. For Stacked Ensemble models, the SHAP value for each input pipeline’s predict function into the metalearner is used.

#### Parameters

- **pipeline** (*PipelineBase*) – Fitted pipeline whose predictions we want to explain with SHAP or LIME.
- **input\_features** (*pd.DataFrame*) – Dataframe of input data to evaluate the pipeline on.
- **y** (*pd.Series*) – Labels for the input data.
- **indices\_to\_explain** (*list[int]*) – List of integer indices to explain.
- **top\_k\_features** (*int*) – How many of the highest/lowest contributing feature to include in the table for each data point. Default is 3.
- **include\_explainer\_values** (*bool*) – Whether explainer (SHAP or LIME) values should be included in the table. Default is False.
- **include\_expected\_value** (*bool*) – Whether the expected value should be included in the table. Default is False.
- **output\_format** (*str*) – Either “text”, “dict”, or “dataframe”. Default is “text”.
- **training\_data** (*pd.DataFrame*, *np.ndarray*) – Data the pipeline was trained on. Required and only used for time series pipelines.
- **training\_target** (*pd.Series*, *np.ndarray*) – Targets used to train the pipeline. Required and only used for time series pipelines.
- **algorithm** (*str*) – Algorithm to use while generating top contributing features, one of “shap” or “lime”. Defaults to “shap”.

#### Returns

**A report explaining the top contributing features to each prediction for each row of input\_features.**  
The report will include the feature names, prediction contribution, and explainer value (optional).

**Return type** str, dict, or pd.DataFrame

#### Raises

- **ValueError** – if input\_features is empty.
- **ValueError** – if an output\_format outside of “text”, “dict” or “dataframe is provided.
- **ValueError** – if the requested index falls outside the input\_feature’s boundaries.

```

evalml.model_understanding.prediction_explanations.explain_predictions_best_worst(pipeline,
                                         input_features,
                                         y_true,
                                         num_to_explain=5,
                                         top_k_features=3,
                                         include_explainer_values=False,
                                         metric=None,
                                         output_format='text',
                                         callback=None,
                                         training_data=None,
                                         training_target=None,
                                         algorithm='shap')

```

Creates a report summarizing the top contributing features for the best and worst points in the dataset as measured by error to true labels.

XGBoost models and CatBoost multiclass classifiers are not currently supported with the SHAP algorithm. To explain XGBoost model predictions, use the LIME algorithm. The LIME algorithm does not currently support any CatBoost models. For Stacked Ensemble models, the SHAP value for each input pipeline's predict function into the metalearner is used.

#### Parameters

- **pipeline** (*PipelineBase*) – Fitted pipeline whose predictions we want to explain with SHAP or LIME.
- **input\_features** (*pd.DataFrame*) – Input data to evaluate the pipeline on.
- **y\_true** (*pd.Series*) – True labels for the input data.
- **num\_to\_explain** (*int*) – How many of the best, worst, random data points to explain.
- **top\_k\_features** (*int*) – How many of the highest/lowest contributing feature to include in the table for each data point.
- **include\_explainer\_values** (*bool*) – Whether explainer (SHAP or LIME) values should be included in the table. Default is False.
- **metric** (*callable*) – The metric used to identify the best and worst points in the dataset. Function must accept the true labels and predicted value or probabilities as the only arguments and lower values must be better. By default, this will be the absolute error for regression problems and cross entropy loss for classification problems.
- **output\_format** (*str*) – Either “text” or “dict”. Default is “text”.
- **callback** (*callable*) – Function to be called with incremental updates. Has the following parameters: - *progress\_stage*: stage of computation - *time\_elapsed*: total time in seconds that has elapsed since start of call
- **training\_data** (*pd.DataFrame*, *np.ndarray*) – Data the pipeline was trained on. Required and only used for time series pipelines.

- **training\_target** (*pd.Series*, *np.ndarray*) – Targets used to train the pipeline. Required and only used for time series pipelines.
- **algorithm** (*str*) – Algorithm to use while generating top contributing features, one of “shap” or “lime”. Defaults to “shap”.

#### Returns

A report explaining the top contributing features for the best/worst predictions in the input\_features.

For each of the best/worst rows of input\_features, the predicted values, true labels, metric value, feature names, prediction contribution, and explainer value (optional) will be listed.

**Return type** str, dict, or pd.DataFrame

#### Raises

- **ValueError** – If input\_features does not have more than twice the requested features to explain.
- **ValueError** – If y\_true and input\_features have mismatched lengths.
- **ValueError** – If an output\_format outside of “text”, “dict” or “dataframe” is provided.
- **PipelineScoreError** – If the pipeline errors out while scoring.

## Submodules

### decision\_boundary

Model Understanding for decision boundary on Binary Classification problems.

## Module Contents

### Functions

---

<i>find_confusion_matrix_per_thresholds</i>	Gets the confusion matrix and histogram bins for each threshold as well as the best threshold per objective. Only works with Binary Classification Pipelines.
---	---

---

## Contents

```
evalml.model_understanding.decision_boundary.find_confusion_matrix_per_thresholds(pipeline,  
                                                                                  X, y,  
                                                                                  n_bins=None,  
                                                                                  top_k=5,  
                                                                                  to_json=False)
```

Gets the confusion matrix and histogram bins for each threshold as well as the best threshold per objective. Only works with Binary Classification Pipelines.

#### Parameters

- **pipeline** (*PipelineBase*) – A fitted Binary Classification Pipeline to get the confusion matrix with.
- **X** (*pd.DataFrame*) – The input features.

- **y** (*pd.Series*) – The input target.
- **n\_bins** (*int*) – The number of bins to use to calculate the threshold values. Defaults to None, which will default to using Freedman-Diaconis rule.
- **top\_k** (*int*) – The maximum number of row indices per bin to include as samples. -1 includes all row indices that fall between the bins. Defaults to 5.
- **to\_json** (*bool*) – Whether or not to return a json output. If False, returns the (DataFrame, dict) tuple, otherwise returns a json.

#### Returns

The dataframe has the **actual positive histogram**, **actual negative histogram**, the confusion matrix, and a sample of rows that fall in the bin, all for each threshold value. The threshold value, represented through the dataframe index, represents the cutoff threshold at that value. The dictionary contains the ideal threshold and score per objective, keyed by objective name. If json, returns the info for both the dataframe and dictionary as a json output.

**Return type** (tuple(pd.DataFrame, dict)), json)

**Raises** **ValueError** – If the pipeline isn't a binary classification pipeline or isn't yet fitted on data.

## feature\_explanations

Human Readable Pipeline Explanations.

### Module Contents

#### Functions

<code>get_influential_features</code>	Finds the most influential features as well as any detrimental features from a dataframe of feature importances.
<code>readable_explanation</code>	Outputs a human-readable explanation of trained pipeline behavior.

### Contents

```
evalml.model_understanding.feature_explanations.get_influential_features(imp_df,
                                                                    max_features=5,
                                                                    min_importance_threshold=0.05,
                                                                    linear_importance=False)
```

Finds the most influential features as well as any detrimental features from a dataframe of feature importances.

#### Parameters

- **imp\_df** (*pd.DataFrame*) – DataFrame containing feature names and associated importances.
- **max\_features** (*int*) – The maximum number of features to include in an explanation. Defaults to 5.
- **min\_importance\_threshold** (*float*) – The minimum percent of total importance a single feature can have to be considered important. Defaults to 0.05.

- **linear\_importance** (*bool*) – When True, negative feature importances are not considered detrimental. Defaults to False.

**Returns** Lists of feature names corresponding to heavily influential, somewhat influential, and detrimental features, respectively.

**Return type** (list, list, list)

`evalml.model_understanding.feature_explanations.readable_explanation(pipeline, X=None, y=None, importance_method='permutation', max_features=5, min_importance_threshold=0.05, objective='auto')`

Outputs a human-readable explanation of trained pipeline behavior.

#### Parameters

- **pipeline** (*PipelineBase*) – The pipeline to explain.
- **X** (*pd.DataFrame*) – If importance\_method is permutation, the holdout X data to compute importance with. Ignored otherwise.
- **y** (*pd.Series*) – The holdout y data, used to obtain the name of the target class. If importance\_method is permutation, used to compute importance with.
- **importance\_method** (*str*) – The method of determining feature importance. One of [“permutation”, “feature”]. Defaults to “permutation”.
- **max\_features** (*int*) – The maximum number of influential features to include in an explanation. This does not affect the number of detrimental features reported. Defaults to 5.
- **min\_importance\_threshold** (*float*) – The minimum percent of total importance a single feature can have to be considered important. Defaults to 0.05.
- **objective** (*str*, *ObjectiveBase*) – If importance\_method is permutation, the objective to compute importance with. Ignored otherwise, defaults to “auto”.

**Raises** **ValueError** – if any arguments passed in are invalid or the pipeline is not fitted.

## force\_plots

Force plots.

## Module Contents

### Functions

<code>force_plot</code>	Function to generate the data required to build a force plot.
<code>graph_force_plot</code>	Function to generate force plots for the desired rows of the training data.



## Contents

`evalml.model_understanding.force_plots.force_plot(pipeline, rows_to_explain, training_data, y)`

Function to generate the data required to build a force plot.

### Parameters

- **pipeline** (*PipelineBase*) – The pipeline to generate the force plot for.
- **rows\_to\_explain** (*list[int]*) – A list of the indices of the training\_data to explain.
- **training\_data** (*pandas.DataFrame*) – The data used to train the pipeline.
- **y** (*pandas.Series*) – The target data.

### Returns

**list of dictionaries where each dict contains force plot data. Each dictionary entry** represents the explanations for a single row.

**For single row binary force plots:**

```
{'malignant': {'expected_value': 0.37, 'feature_names': ['worst concave points',
'worst perimeter', 'worst radius'], 'shap_values': [0.09, 0.09, 0.08], 'plot': Additive-
ForceVisualizer}}
```

**For two row binary force plots:**

```
{'malignant': {'expected_value': 0.37, 'feature_names': ['worst concave points',
'worst perimeter', 'worst radius'], 'shap_values': [0.09, 0.09, 0.08], 'plot': Additive-
ForceVisualizer},
{'malignant': {'expected_value': 0.29, 'feature_names': ['worst concave points',
'worst perimeter', 'worst radius'], 'shap_values': [0.05, 0.03, 0.02], 'plot': Additive-
ForceVisualizer}}
```

**Return type** `list[dict]`

### Raises

- **TypeError** – If `rows_to_explain` is not a list.
- **TypeError** – If all values in `rows_to_explain` aren't integers.

`evalml.model_understanding.force_plots.graph_force_plot(pipeline, rows_to_explain, training_data, y, matplotlib=False)`

Function to generate force plots for the desired rows of the training data.

### Parameters

- **pipeline** (*PipelineBase*) – The pipeline to generate the force plot for.
- **rows\_to\_explain** (*list[int]*) – A list of the indices indicating which of the rows of the training\_data to explain.
- **training\_data** (*pandas.DataFrame*) – The data used to train the pipeline.
- **y** (*pandas.Series*) – The target data for the pipeline.
- **matplotlib** (*bool*) – flag to display the force plot using matplotlib (outside of jupyter) Defaults to False.

### Returns

**The same as `force_plot()`, but with an additional key in each dictionary for the plot.**

**Return type** list[dict[shap.AdditiveForceVisualizer]]

## metrics

Standard metrics used for model understanding.

## Module Contents

### Functions

<code>check_distribution</code>	Determines if the distribution of the predicted data is likely to match that of the ground truth data.
<code>confusion_matrix</code>	Confusion matrix for binary and multiclass classification.
<code>graph_confusion_matrix</code>	Generate and display a confusion matrix plot.
<code>graph_precision_recall_curve</code>	Generate and display a precision-recall plot.
<code>graph_roc_curve</code>	Generate and display a Receiver Operating Characteristic (ROC) plot for binary and multiclass classification problems.
<code>normalize_confusion_matrix</code>	Normalizes a confusion matrix.
<code>precision_recall_curve</code>	Given labels and binary classifier predicted probabilities, compute and return the data representing a precision-recall curve.
<code>roc_curve</code>	Given labels and classifier predicted probabilities, compute and return the data representing a Receiver Operating Characteristic (ROC) curve. Works with binary or multiclass problems.

## Contents

`evalml.model_understanding.metrics.check_distribution(y_true, y_pred, problem_type, threshold=0.1)`

Determines if the distribution of the predicted data is likely to match that of the ground truth data.

Will use a different statistical test based on the given problem type: - Classification (Binary or Multiclass) - chi squared test - Regression - Kolmogorov-Smirnov test - Time Series Regression - Wilcoxon signed-rank test  
:param y\_true: The ground truth data. :type y\_true: pd.Series :param y\_pred: Predictions from a pipeline. :type y\_pred: pd.Series :param problem\_type: The pipeline's problem type, used to determine the method. :type problem\_type: str or ProblemType :param threshold: The threshold for the p value where we choose to accept or reject the null hypothesis.

Should be between 0 and 1, non-inclusive. Defaults to 0.1.

**Returns** 0 if the distribution of predicted values is not likely to match the true distribution, 1 if it is.

**Return type** int

`evalml.model_understanding.metrics.confusion_matrix(y_true, y_predicted, normalize_method='true')`

Confusion matrix for binary and multiclass classification.

**Parameters**

- **y\_true** (*pd.Series* or *np.ndarray*) – True binary labels.
- **y\_predicted** (*pd.Series* or *np.ndarray*) – Predictions from a binary classifier.
- **normalize\_method** (*{'true', 'pred', 'all', None}*) – Normalization method to use, if not None. Supported options are: 'true' to normalize by row, 'pred' to normalize by column, or 'all' to normalize by all values. Defaults to 'true'.

**Returns** Confusion matrix. The column header represents the predicted labels while row header represents the actual labels.

**Return type** *pd.DataFrame*

```
evalml.model_understanding.metrics.graph_confusion_matrix(y_true, y_pred,
                                                         normalize_method='true',
                                                         title_addition=None)
```

Generate and display a confusion matrix plot.

If *normalize\_method* is set, hover text will show raw count, otherwise hover text will show count normalized with method 'true'.

#### Parameters

- **y\_true** (*pd.Series* or *np.ndarray*) – True binary labels.
- **y\_pred** (*pd.Series* or *np.ndarray*) – Predictions from a binary classifier.
- **normalize\_method** (*{'true', 'pred', 'all', None}*) – Normalization method to use, if not None. Supported options are: 'true' to normalize by row, 'pred' to normalize by column, or 'all' to normalize by all values. Defaults to 'true'.
- **title\_addition** (*str*) – If not None, append to plot title. Defaults to None.

**Returns** *plotly.Figure* representing the confusion matrix plot generated.

```
evalml.model_understanding.metrics.graph_precision_recall_curve(y_true, y_pred_proba,
                                                              title_addition=None)
```

Generate and display a precision-recall plot.

#### Parameters

- **y\_true** (*pd.Series* or *np.ndarray*) – True binary labels.
- **y\_pred\_proba** (*pd.Series* or *np.ndarray*) – Predictions from a binary classifier, before thresholding has been applied. Note this should be the predicted probability for the "true" label.
- **title\_addition** (*str* or *None*) – If not None, append to plot title. Defaults to None.

**Returns** *plotly.Figure* representing the precision-recall plot generated

```
evalml.model_understanding.metrics.graph_roc_curve(y_true, y_pred_proba,
                                                  custom_class_names=None,
                                                  title_addition=None)
```

Generate and display a Receiver Operating Characteristic (ROC) plot for binary and multiclass classification problems.

#### Parameters

- **y\_true** (*pd.Series* or *np.ndarray*) – True labels.
- **y\_pred\_proba** (*pd.Series* or *np.ndarray*) – Predictions from a classifier, before thresholding has been applied. Note this should be a one dimensional array with the predicted probability for the "true" label in the binary case.

- **custom\_class\_names** (*list or None*) – If not None, custom labels for classes. Defaults to None.
- **title\_addition** (*str or None*) – if not None, append to plot title. Defaults to None.

**Returns** `plotly.Figure` representing the ROC plot generated

**Raises** **ValueError** – If the number of custom class names does not match number of classes in the input data.

```
evalml.model_understanding.metrics.normalize_confusion_matrix(conf_mat,  
                                                             normalize_method='true')
```

Normalizes a confusion matrix.

#### Parameters

- **conf\_mat** (*pd.DataFrame or np.ndarray*) – Confusion matrix to normalize.
- **normalize\_method** (*{'true', 'pred', 'all'}*) – Normalization method. Supported options are: 'true' to normalize by row, 'pred' to normalize by column, or 'all' to normalize by all values. Defaults to 'true'.

**Returns** normalized version of the input confusion matrix. The column header represents the predicted labels while row header represents the actual labels.

**Return type** `pd.DataFrame`

**Raises** **ValueError** – If configuration is invalid, or if the sum of a given axis is zero and normalization by axis is specified.

```
evalml.model_understanding.metrics.precision_recall_curve(y_true, y_pred_proba, pos_label_idx=-1)
```

Given labels and binary classifier predicted probabilities, compute and return the data representing a precision-recall curve.

#### Parameters

- **y\_true** (*pd.Series or np.ndarray*) – True binary labels.
- **y\_pred\_proba** (*pd.Series or np.ndarray*) – Predictions from a binary classifier, before thresholding has been applied. Note this should be the predicted probability for the “true” label.
- **pos\_label\_idx** (*int*) – the column index corresponding to the positive class. If predicted probabilities are two-dimensional, this will be used to access the probabilities for the positive class.

#### Returns

Dictionary containing metrics used to generate a precision-recall plot, with the following keys:

- *precision*: Precision values.
- *recall*: Recall values.
- *thresholds*: Threshold values used to produce the precision and recall.
- *auc\_score*: The area under the ROC curve.

**Return type** `list`

**Raises** **NoPositiveLabelException** – If predicted probabilities do not contain a column at the specified label.

`evalml.model_understanding.metrics.roc_curve(y_true, y_pred_proba)`

Given labels and classifier predicted probabilities, compute and return the data representing a Receiver Operating Characteristic (ROC) curve. Works with binary or multiclass problems.

#### Parameters

- **y\_true** (*pd.Series* or *np.ndarray*) – True labels.
- **y\_pred\_proba** (*pd.Series* or *pd.DataFrame* or *np.ndarray*) – Predictions from a classifier, before thresholding has been applied.

#### Returns

A list of dictionaries (with one for each class) is returned. Binary classification problems return a list with one dictionary.

Each dictionary contains metrics used to generate an ROC plot with the following keys:

- *fpr\_rate*: False positive rate.
- *tpr\_rate*: True positive rate.
- *threshold*: Threshold values used to produce each pair of true/false positive rates.
- *auc\_score*: The area under the ROC curve.

**Return type** list(dict)

## partial\_dependence\_functions

Top level functions for running partial dependence.

## Module Contents

### Functions

<code>graph_partial_dependence</code>	Create an one-way or two-way partial dependence plot.
<code>partial_dependence</code>	Calculates one or two-way partial dependence.

## Contents

`evalml.model_understanding.partial_dependence_functions.graph_partial_dependence(pipeline, X, features, class_label=None, grid_resolution=100, kind='average')`

Create an one-way or two-way partial dependence plot.

Passing a single integer or string as features will create a one-way partial dependence plot with the feature values plotted against the partial dependence. Passing features a tuple of int/strings will create a two-way partial dependence plot with a contour of feature[0] in the y-axis, feature[1] in the x-axis and the partial dependence in the z-axis.

#### Parameters

- **pipeline** (*PipelineBase* or *subclass*) – Fitted pipeline.
- **X** (*pd.DataFrame*, *np.ndarray*) – The input data used to generate a grid of values for feature where partial dependence will be calculated at.
- **features** (*int*, *string*, *tuple[int or string]*) – The target feature for which to create the partial dependence plot for. If features is an int, it must be the index of the feature to use. If features is a string, it must be a valid column name in X. If features is a tuple of strings, it must contain valid column int/names in X.
- **class\_label** (*string*, *optional*) – Name of class to plot for multiclass problems. If None, will plot the partial dependence for each class. This argument does not change behavior for regression or binary classification pipelines. For binary classification, the partial dependence for the positive label will always be displayed. Defaults to None.
- **grid\_resolution** (*int*) – Number of samples of feature(s) for partial dependence plot.
- **kind** (*{'average', 'individual', 'both'}*) – Type of partial dependence to plot. ‘average’ creates a regular partial dependence (PD) graph, ‘individual’ creates an individual conditional expectation (ICE) plot, and ‘both’ creates a single-figure PD and ICE plot. ICE plots can only be shown for one-way partial dependence plots.

**Returns** figure object containing the partial dependence data for plotting

**Return type** `plotly.graph_objects.Figure`

**Raises**

- **PartialDependenceError** – if a graph is requested for a class name that isn’t present in the pipeline.
- **PartialDependenceError** – if an ICE plot is requested for a two-way partial dependence.

```
evalml.model_understanding.partial_dependence_functions.partial_dependence(pipeline, X,  
                                                                            features,  
                                                                            percentiles=(0.05,  
                                                                            0.95),  
                                                                            grid_resolution=100,  
                                                                            kind='average',  
                                                                            fast_mode=False,  
                                                                            X_train=None,  
                                                                            y_train=None)
```

Calculates one or two-way partial dependence.

If a single integer or string is given for features, one-way partial dependence is calculated. If a tuple of two integers or strings is given, two-way partial dependence is calculated with the first feature in the y-axis and second feature in the x-axis.

**Parameters**

- **pipeline** (*PipelineBase* or *subclass*) – Fitted pipeline
- **X** (*pd.DataFrame*, *np.ndarray*) – The input data used to generate a grid of values for feature where partial dependence will be calculated at
- **features** (*int*, *string*, *tuple[int or string]*) – The target feature for which to create the partial dependence plot for. If features is an int, it must be the index of the feature to use. If features is a string, it must be a valid column name in X. If features is a tuple of int/strings, it must contain valid column integers/names in X.
- **percentiles** (*tuple[float]*) – The lower and upper percentile used to create the extreme values for the grid. Must be in [0, 1]. Defaults to (0.05, 0.95).

- **grid\_resolution** (*int*) – Number of samples of feature(s) for partial dependence plot. If this value is less than the maximum number of categories present in categorical data within X, it will be set to the max number of categories + 1. Defaults to 100.
- **kind** (*{'average', 'individual', 'both'}*) – The type of predictions to return. ‘individual’ will return the predictions for all of the points in the grid for each sample in X. ‘average’ will return the predictions for all of the points in the grid but averaged over all of the samples in X.
- **fast\_mode** (*bool, optional*) – Whether or not performance optimizations should be used for partial dependence calculations. Defaults to False. Note that user-specified components may not produce correct partial dependence results, so fast mode should only be used with EvalML-native components. Additionally, some components are not compatible with fast mode; in those cases, an error will be raised indicating that fast mode should not be used.
- **X\_train** (*pd.DataFrame, np.ndarray*) – The data that was used to train the original pipeline. Will be used in fast mode to train the cloned pipelines. Defaults to None.
- **y\_train** (*pd.Series, np.ndarray*) – The target data that was used to train the original pipeline. Will be used in fast mode to train the cloned pipelines. Defaults to None.

### Returns

When *kind='average'*: DataFrame with averaged predictions for all points in the grid averaged over all samples of X and the values used to calculate those predictions.

When *kind='individual'*: DataFrame with individual predictions for all points in the grid for each sample of X and the values used to calculate those predictions. If a two-way partial dependence is calculated, then the result is a list of DataFrames with each DataFrame representing one sample’s predictions.

When *kind='both'*: A tuple consisting of the averaged predictions (in a DataFrame) over all samples of X and the individual predictions (in a list of DataFrames) for each sample of X.

In the one-way case: The dataframe will contain two columns, “feature\_values” (grid points at which the partial dependence was calculated) and “partial\_dependence” (the partial dependence at that feature value). For classification problems, there will be a third column called “class\_label” (the class label for which the partial dependence was calculated). For binary classification, the partial dependence is only calculated for the “positive” class.

In the two-way case: The data frame will contain grid\_resolution number of columns and rows where the index and column headers are the sampled values of the first and second features, respectively, used to make the partial dependence contour. The values of the data frame contain the partial dependence data for each feature value pair.

**Return type** *pd.DataFrame, list(pd.DataFrame), or tuple(pd.DataFrame, list(pd.DataFrame))*

### Raises

- **ValueError** – Error during call to scikit-learn’s partial dependence method.
- **Exception** – All other errors during calculation.
- **PartialDependenceError** – if the user provides a tuple of not exactly two features.
- **PartialDependenceError** – if the provided pipeline isn’t fitted.
- **PartialDependenceError** – if the provided pipeline is a Baseline pipeline.
- **PartialDependenceError** – if any of the features passed in are completely NaN
- **PartialDependenceError** – if any of the features are low-variance. Defined as having one value occurring more than the upper percentile passed by the user. By default 95%.

## permutation\_importance

Permutation importance methods.

### Module Contents

#### Functions

<code>calculate_permutation_importance</code>	Calculates permutation importance for features.
<code>calculate_permutation_importance_one_column</code>	Calculates permutation importance for one column in the original dataframe.
<code>graph_permutation_importance</code>	Generate a bar graph of the pipeline's permutation importance.

#### Contents

`evalml.model_understanding.permutation_importance.calculate_permutation_importance(pipeline, X, y, objective, n_repeats=5, n_jobs=None, random_seed=0)`

Calculates permutation importance for features.

##### Parameters

- **pipeline** (*PipelineBase* or *subclass*) – Fitted pipeline.
- **X** (*pd.DataFrame*) – The input data used to score and compute permutation importance.
- **y** (*pd.Series*) – The target data.
- **objective** (*str*, *ObjectiveBase*) – Objective to score on.
- **n\_repeats** (*int*) – Number of times to permute a feature. Defaults to 5.
- **n\_jobs** (*int* or *None*) – Non-negative integer describing level of parallelism used for pipelines. None and 1 are equivalent. If set to -1, all CPUs are used. For *n\_jobs* below -1, (*n\_cpus* + 1 + *n\_jobs*) are used. Defaults to None.
- **random\_seed** (*int*) – Seed for the random number generator. Defaults to 0.

**Returns** Mean feature importance scores over a number of shuffles.

**Return type** *pd.DataFrame*

**Raises** **ValueError** – If objective cannot be used with the given pipeline.



```
evalml.model_understanding.permutation_importance.calculate_permutation_importance_one_column(pipeline,
                                                                                             X,
                                                                                             y,
                                                                                             col_name,
                                                                                             ob-
                                                                                             jec-
                                                                                             tive,
                                                                                             n_repeats=5,
                                                                                             fast=True,
                                                                                             pre-
                                                                                             com-
                                                                                             puted_features=None,
                                                                                             ran-
                                                                                             dom_seed=0)
```

Calculates permutation importance for one column in the original dataframe.

#### Parameters

- **pipeline** (*PipelineBase* or *subclass*) – Fitted pipeline.
- **X** (*pd.DataFrame*) – The input data used to score and compute permutation importance.
- **y** (*pd.Series*) – The target data.
- **col\_name** (*str*, *int*) – The column in X to calculate permutation importance for.
- **objective** (*str*, *ObjectiveBase*) – Objective to score on.
- **n\_repeats** (*int*) – Number of times to permute a feature. Defaults to 5.
- **fast** (*bool*) – Whether to use the fast method of calculating the permutation importance or not. Defaults to True.
- **precomputed\_features** (*pd.DataFrame*) – Precomputed features necessary to calculate permutation importance using the fast method. Defaults to None.
- **random\_seed** (*int*) – Seed for the random number generator. Defaults to 0.

**Returns** Mean feature importance scores over a number of shuffles.

**Return type** float

#### Raises

- **ValueError** – If pipeline does not support fast permutation importance calculation.
- **ValueError** – If precomputed\_features is None.

```
evalml.model_understanding.permutation_importance.graph_permutation_importance(pipeline, X,
                                                                                   y, objective,
                                                                                   impor-
                                                                                   tance_threshold=0)
```

Generate a bar graph of the pipeline’s permutation importance.

#### Parameters

- **pipeline** (*PipelineBase* or *subclass*) – Fitted pipeline.
- **X** (*pd.DataFrame*) – The input data used to score and compute permutation importance.
- **y** (*pd.Series*) – The target data.
- **objective** (*str*, *ObjectiveBase*) – Objective to score on.

- **importance\_threshold** (*float, optional*) – If provided, graph features with a permutation importance whose absolute value is larger than importance\_threshold. Defaults to 0.

**Returns** `plotly.Figure`, a bar graph showing features and their respective permutation importance.

**Raises** **ValueError** – If importance\_threshold is not greater than or equal to 0.

## visualizations

Visualization functions for model understanding.

## Module Contents

### Functions

<code>binary_objective_vs_threshold</code>	Computes objective score as a function of potential binary classification decision thresholds for a fitted binary classification pipeline.
<code>decision_tree_data_from_estimator</code>	Return data for a fitted tree in a restructured format.
<code>decision_tree_data_from_pipeline</code>	Return data for a fitted pipeline in a restructured format.
<code>get_linear_coefficients</code>	Returns a dataframe showing the features with the greatest predictive power for a linear model.
<code>get_prediction_vs_actual_data</code>	Combines <code>y_true</code> and <code>y_pred</code> into a single dataframe and adds a column for outliers. Used in <code>graph_prediction_vs_actual()</code> .
<code>get_prediction_vs_actual_over_time_data</code>	Get the data needed for the <code>prediction_vs_actual_over_time</code> plot.
<code>graph_binary_objective_vs_threshold</code>	Generates a plot graphing objective score vs. decision thresholds for a fitted binary classification pipeline.
<code>graph_prediction_vs_actual</code>	Generate a scatter plot comparing the true and predicted values. Used for regression plotting.
<code>graph_prediction_vs_actual_over_time</code>	Plot the target values and predictions against time on the x-axis.
<code>graph_t_sne</code>	Plot high dimensional data into lower dimensional space using t-SNE.
<code>t_sne</code>	Get the transformed output after fitting X to the embedded space using t-SNE.
<code>visualize_decision_tree</code>	Generate an image visualizing the decision tree.

## Contents

`evalml.model_understanding.visualizations.binary_objective_vs_threshold(pipeline, X, y, objective, steps=100)`

Computes objective score as a function of potential binary classification decision thresholds for a fitted binary classification pipeline.

### Parameters

- **pipeline** (*BinaryClassificationPipeline obj*) – Fitted binary classification pipeline.

- **X** (*pd.DataFrame*) – The input data used to compute objective score.
- **y** (*pd.Series*) – The target labels.
- **objective** (*ObjectiveBase obj, str*) – Objective used to score.
- **steps** (*int*) – Number of intervals to divide and calculate objective score at.

**Returns** DataFrame with thresholds and the corresponding objective score calculated at each threshold.

**Return type** *pd.DataFrame*

**Raises**

- **ValueError** – If objective is not a binary classification objective.
- **ValueError** – If objective's *score\_needs\_proba* is not False.

`evalml.model_understanding.visualizations.decision_tree_data_from_estimator(estimator)`

Return data for a fitted tree in a restructured format.

**Parameters** **estimator** (*ComponentBase*) – A fitted DecisionTree-based estimator.

**Returns** An OrderedDict of OrderedDicts describing a tree structure.

**Return type** *OrderedDict*

**Raises**

- **ValueError** – If estimator is not a decision tree-based estimator.
- **NotFittedError** – If estimator is not yet fitted.

`evalml.model_understanding.visualizations.decision_tree_data_from_pipeline(pipeline_)`

Return data for a fitted pipeline in a restructured format.

**Parameters** **pipeline** (*PipelineBase*) – A pipeline with a DecisionTree-based estimator.

**Returns** An OrderedDict of OrderedDicts describing a tree structure.

**Return type** *OrderedDict*

**Raises**

- **ValueError** – If estimator is not a decision tree-based estimator.
- **NotFittedError** – If estimator is not yet fitted.

`evalml.model_understanding.visualizations.get_linear_coefficients(estimator, features=None)`

Returns a dataframe showing the features with the greatest predictive power for a linear model.

**Parameters**

- **estimator** (*Estimator*) – Fitted linear model family estimator.
- **features** (*list[str]*) – List of feature names associated with the underlying data.

**Returns** Displaying the features by importance.

**Return type** *pd.DataFrame*

**Raises**

- **ValueError** – If the model is not a linear model.
- **NotFittedError** – If the model is not yet fitted.

`evalml.model_understanding.visualizations.get_prediction_vs_actual_data(y_true, y_pred, outlier_threshold=None)`

Combines `y_true` and `y_pred` into a single dataframe and adds a column for outliers. Used in `graph_prediction_vs_actual()`.

#### Parameters

- **y\_true** (*pd.Series*, or *np.ndarray*) – The real target values of the data
- **y\_pred** (*pd.Series*, or *np.ndarray*) – The predicted values outputted by the regression model.
- **outlier\_threshold** (*int*, *float*) – A positive threshold for what is considered an outlier value. This value is compared to the absolute difference between each value of `y_true` and `y_pred`. Values within this threshold will be blue, otherwise they will be yellow. Defaults to `None`.

#### Returns

- *prediction*: Predicted values from regression model.
- *actual*: Real target values.
- *outlier*: Colors indicating which values are in the threshold for what is considered an outlier value.

**Return type** `pd.DataFrame` with the following columns

**Raises** **ValueError** – If threshold is not positive.

`evalml.model_understanding.visualizations.get_prediction_vs_actual_over_time_data(pipeline, X, y, X_train, y_train, dates)`

Get the data needed for the `prediction_vs_actual_over_time` plot.

#### Parameters

- **pipeline** (*TimeSeriesRegressionPipeline*) – Fitted time series regression pipeline.
- **X** (*pd.DataFrame*) – Features used to generate new predictions.
- **y** (*pd.Series*) – Target values to compare predictions against.
- **X\_train** (*pd.DataFrame*) – Data the pipeline was trained on.
- **y\_train** (*pd.Series*) – Target values for training data.
- **dates** (*pd.Series*) – Dates corresponding to target values and predictions.

**Returns** Predictions vs. time.

**Return type** `pd.DataFrame`

`evalml.model_understanding.visualizations.graph_binary_objective_vs_threshold(pipeline, X, y, objective, steps=100)`

Generates a plot graphing objective score vs. decision thresholds for a fitted binary classification pipeline.

#### Parameters

- **pipeline** (*PipelineBase* or *subclass*) – Fitted pipeline
- **X** (*pd.DataFrame*) – The input data used to score and compute scores

- **y** (*pd.Series*) – The target labels
- **objective** (*ObjectiveBase obj, str*) – Objective used to score, shown on the y-axis of the graph
- **steps** (*int*) – Number of intervals to divide and calculate objective score at

**Returns** *plotly.Figure* representing the objective score vs. threshold graph generated

`evalml.model_understanding.visualizations.graph_prediction_vs_actual(y_true, y_pred, outlier_threshold=None)`

Generate a scatter plot comparing the true and predicted values. Used for regression plotting.

#### Parameters

- **y\_true** (*pd.Series*) – The real target values of the data.
- **y\_pred** (*pd.Series*) – The predicted values outputted by the regression model.
- **outlier\_threshold** (*int, float*) – A positive threshold for what is considered an outlier value. This value is compared to the absolute difference between each value of *y\_true* and *y\_pred*. Values within this threshold will be blue, otherwise they will be yellow. Defaults to *None*.

**Returns** *plotly.Figure* representing the predicted vs. actual values graph

**Raises** **ValueError** – If threshold is not positive.

`evalml.model_understanding.visualizations.graph_prediction_vs_actual_over_time(pipeline, X, y, X_train, y_train, dates)`

Plot the target values and predictions against time on the x-axis.

#### Parameters

- **pipeline** (*TimeSeriesRegressionPipeline*) – Fitted time series regression pipeline.
- **X** (*pd.DataFrame*) – Features used to generate new predictions.
- **y** (*pd.Series*) – Target values to compare predictions against.
- **X\_train** (*pd.DataFrame*) – Data the pipeline was trained on.
- **y\_train** (*pd.Series*) – Target values for training data.
- **dates** (*pd.Series*) – Dates corresponding to target values and predictions.

**Returns** Showing the prediction vs actual over time.

**Return type** *plotly.Figure*

**Raises** **ValueError** – If the pipeline is not a time-series regression pipeline.

`evalml.model_understanding.visualizations.graph_t_sne(X, n_components=2, perplexity=30.0, learning_rate=200.0, metric='euclidean', marker_line_width=2, marker_size=7, **kwargs)`

Plot high dimensional data into lower dimensional space using t-SNE.

#### Parameters

- **X** (*np.ndarray, pd.DataFrame*) – Data to be transformed. Must be numeric.
- **n\_components** (*int*) – Dimension of the embedded space. Defaults to 2.

- **perplexity** (*float*) – Related to the number of nearest neighbors that is used in other manifold learning algorithms. Larger datasets usually require a larger perplexity. Consider selecting a value between 5 and 50. Defaults to 30.
- **learning\_rate** (*float*) – Usually in the range [10.0, 1000.0]. If the cost function gets stuck in a bad local minimum, increasing the learning rate may help. Must be positive. Defaults to 200.
- **metric** (*str*) – The metric to use when calculating distance between instances in a feature array. The default is “euclidean” which is interpreted as the squared euclidean distance.
- **marker\_line\_width** (*int*) – Determines the line width of the marker boundary. Defaults to 2.
- **marker\_size** (*int*) – Determines the size of the marker. Defaults to 7.
- **kwargs** – Arbitrary keyword arguments.

**Returns** Figure representing the transformed data.

**Return type** `plotly.Figure`

**Raises** **ValueError** – If `marker_line_width` or `marker_size` are not valid values.

```
evalml.model_understanding.visualizations.t_sne(X, n_components=2, perplexity=30.0,  
                                              learning_rate=200.0, metric='euclidean', **kwargs)
```

Get the transformed output after fitting X to the embedded space using t-SNE.

#### Parameters

- **X** (*np.ndarray*, *pd.DataFrame*) – Data to be transformed. Must be numeric.
- **n\_components** (*int*, *optional*) – Dimension of the embedded space.
- **perplexity** (*float*, *optional*) – Related to the number of nearest neighbors that is used in other manifold learning algorithms. Larger datasets usually require a larger perplexity. Consider selecting a value between 5 and 50.
- **learning\_rate** (*float*, *optional*) – Usually in the range [10.0, 1000.0]. If the cost function gets stuck in a bad local minimum, increasing the learning rate may help.
- **metric** (*str*, *optional*) – The metric to use when calculating distance between instances in a feature array.
- **kwargs** – Arbitrary keyword arguments.

**Returns** TSNE output.

**Return type** `np.ndarray (n_samples, n_components)`

**Raises** **ValueError** – If specified parameters are not valid values.

```
evalml.model_understanding.visualizations.visualize_decision_tree(estimator, max_depth=None,  
                                                                rotate=False, filled=False,  
                                                                filepath=None)
```

Generate an image visualizing the decision tree.

#### Parameters

- **estimator** (*ComponentBase*) – A fitted `DecisionTree`-based estimator.
- **max\_depth** (*int*, *optional*) – The depth to which the tree should be displayed. If set to `None` (as by default), tree is fully generated.
- **rotate** (*bool*, *optional*) – Orient tree left to right rather than top-down.

- **filled** (*bool*, *optional*) – Paint nodes to indicate majority class for classification, extremity of values for regression, or purity of node for multi-output.
- **filepath** (*str*, *optional*) – Path to where the graph should be saved. If set to None (as by default), the graph will not be saved.

**Returns** DOT object that can be directly displayed in Jupyter notebooks.

**Return type** graphviz.Source

**Raises**

- **ValueError** – If estimator is not a decision tree-based estimator.
- **NotFittedError** – If estimator is not yet fitted.

## Package Contents

## Functions

<i>binary_objective_vs_threshold</i>	Computes objective score as a function of potential binary classification decision thresholds for a fitted binary classification pipeline.
<i>calculate_permutation_importance</i>	Calculates permutation importance for features.
<i>calculate_permutation_importance_one_column</i>	Calculates permutation importance for one column in the original dataframe.
<i>confusion_matrix</i>	Confusion matrix for binary and multiclass classification.
<i>explain_predictions</i>	Creates a report summarizing the top contributing features for each data point in the input features.
<i>explain_predictions_best_worst</i>	Creates a report summarizing the top contributing features for the best and worst points in the dataset as measured by error to true labels.
<i>find_confusion_matrix_per_thresholds</i>	Gets the confusion matrix and histogram bins for each threshold as well as the best threshold per objective. Only works with Binary Classification Pipelines.
<i>get_linear_coefficients</i>	Returns a dataframe showing the features with the greatest predictive power for a linear model.
<i>get_prediction_vs_actual_data</i>	Combines <code>y_true</code> and <code>y_pred</code> into a single dataframe and adds a column for outliers. Used in <i>graph_prediction_vs_actual()</i> .
<i>get_prediction_vs_actual_over_time_data</i>	Get the data needed for the <i>prediction_vs_actual_over_time</i> plot.
<i>graph_binary_objective_vs_threshold</i>	Generates a plot graphing objective score vs. decision thresholds for a fitted binary classification pipeline.
<i>graph_confusion_matrix</i>	Generate and display a confusion matrix plot.
<i>graph_partial_dependence</i>	Create an one-way or two-way partial dependence plot.
<i>graph_permutation_importance</i>	Generate a bar graph of the pipeline's permutation importance.
<i>graph_precision_recall_curve</i>	Generate and display a precision-recall plot.
<i>graph_prediction_vs_actual</i>	Generate a scatter plot comparing the true and predicted values. Used for regression plotting.
<i>graph_prediction_vs_actual_over_time</i>	Plot the target values and predictions against time on the x-axis.
<i>graph_roc_curve</i>	Generate and display a Receiver Operating Characteristic (ROC) plot for binary and multiclass classification problems.
<i>graph_t_sne</i>	Plot high dimensional data into lower dimensional space using t-SNE.
<i>normalize_confusion_matrix</i>	Normalizes a confusion matrix.
<i>partial_dependence</i>	Calculates one or two-way partial dependence.
<i>precision_recall_curve</i>	Given labels and binary classifier predicted probabilities, compute and return the data representing a precision-recall curve.
<i>roc_curve</i>	Given labels and classifier predicted probabilities, compute and return the data representing a Receiver Operating Characteristic (ROC) curve. Works with binary or multiclass problems.
<i>t_sne</i>	Get the transformed output after fitting X to the embedded space using t-SNE.



## Contents

`evalml.model_understanding.binary_objective_vs_threshold(pipeline, X, y, objective, steps=100)`

Computes objective score as a function of potential binary classification decision thresholds for a fitted binary classification pipeline.

### Parameters

- **pipeline** (*BinaryClassificationPipeline obj*) – Fitted binary classification pipeline.
- **X** (*pd.DataFrame*) – The input data used to compute objective score.
- **y** (*pd.Series*) – The target labels.
- **objective** (*ObjectiveBase obj, str*) – Objective used to score.
- **steps** (*int*) – Number of intervals to divide and calculate objective score at.

**Returns** DataFrame with thresholds and the corresponding objective score calculated at each threshold.

**Return type** pd.DataFrame

### Raises

- **ValueError** – If objective is not a binary classification objective.
- **ValueError** – If objective's *score\_needs\_proba* is not False.

`evalml.model_understanding.calculate_permutation_importance(pipeline, X, y, objective, n_repeats=5, n_jobs=None, random_seed=0)`

Calculates permutation importance for features.

### Parameters

- **pipeline** (*PipelineBase or subclass*) – Fitted pipeline.
- **X** (*pd.DataFrame*) – The input data used to score and compute permutation importance.
- **y** (*pd.Series*) – The target data.
- **objective** (*str, ObjectiveBase*) – Objective to score on.
- **n\_repeats** (*int*) – Number of times to permute a feature. Defaults to 5.
- **n\_jobs** (*int or None*) – Non-negative integer describing level of parallelism used for pipelines. None and 1 are equivalent. If set to -1, all CPUs are used. For n\_jobs below -1, (n\_cpus + 1 + n\_jobs) are used. Defaults to None.
- **random\_seed** (*int*) – Seed for the random number generator. Defaults to 0.

**Returns** Mean feature importance scores over a number of shuffles.

**Return type** pd.DataFrame

**Raises** **ValueError** – If objective cannot be used with the given pipeline.

`evalml.model_understanding.calculate_permutation_importance_one_column(pipeline, X, y, col_name, objective, n_repeats=5, fast=True, precomputed_features=None, random_seed=0)`

Calculates permutation importance for one column in the original dataframe.

**Parameters**

- **pipeline** (*PipelineBase* or *subclass*) – Fitted pipeline.
- **X** (*pd.DataFrame*) – The input data used to score and compute permutation importance.
- **y** (*pd.Series*) – The target data.
- **col\_name** (*str*, *int*) – The column in X to calculate permutation importance for.
- **objective** (*str*, *ObjectiveBase*) – Objective to score on.
- **n\_repeats** (*int*) – Number of times to permute a feature. Defaults to 5.
- **fast** (*bool*) – Whether to use the fast method of calculating the permutation importance or not. Defaults to True.
- **precomputed\_features** (*pd.DataFrame*) – Precomputed features necessary to calculate permutation importance using the fast method. Defaults to None.
- **random\_seed** (*int*) – Seed for the random number generator. Defaults to 0.

**Returns** Mean feature importance scores over a number of shuffles.

**Return type** float

**Raises**

- **ValueError** – If pipeline does not support fast permutation importance calculation.
- **ValueError** – If precomputed\_features is None.

`evalml.model_understanding.confusion_matrix(y_true, y_predicted, normalize_method='true')`

Confusion matrix for binary and multiclass classification.

**Parameters**

- **y\_true** (*pd.Series* or *np.ndarray*) – True binary labels.
- **y\_predicted** (*pd.Series* or *np.ndarray*) – Predictions from a binary classifier.
- **normalize\_method** (*{'true', 'pred', 'all', None}*) – Normalization method to use, if not None. Supported options are: 'true' to normalize by row, 'pred' to normalize by column, or 'all' to normalize by all values. Defaults to 'true'.

**Returns** Confusion matrix. The column header represents the predicted labels while row header represents the actual labels.

**Return type** *pd.DataFrame*

`evalml.model_understanding.explain_predictions(pipeline, input_features, y, indices_to_explain, top_k_features=3, include_explainer_values=False, include_expected_value=False, output_format='text', training_data=None, training_target=None, algorithm='shap')`

Creates a report summarizing the top contributing features for each data point in the input features.

XGBoost models and CatBoost multiclass classifiers are not currently supported with the SHAP algorithm. To explain XGBoost model predictions, use the LIME algorithm. The LIME algorithm does not currently support any CatBoost models. For Stacked Ensemble models, the SHAP value for each input pipeline's predict function into the metalearner is used.

**Parameters**

- **pipeline** (*PipelineBase*) – Fitted pipeline whose predictions we want to explain with SHAP or LIME.

- **input\_features** (*pd.DataFrame*) – Dataframe of input data to evaluate the pipeline on.
- **y** (*pd.Series*) – Labels for the input data.
- **indices\_to\_explain** (*list[int]*) – List of integer indices to explain.
- **top\_k\_features** (*int*) – How many of the highest/lowest contributing feature to include in the table for each data point. Default is 3.
- **include\_explainer\_values** (*bool*) – Whether explainer (SHAP or LIME) values should be included in the table. Default is False.
- **include\_expected\_value** (*bool*) – Whether the expected value should be included in the table. Default is False.
- **output\_format** (*str*) – Either “text”, “dict”, or “dataframe”. Default is “text”.
- **training\_data** (*pd.DataFrame*, *np.ndarray*) – Data the pipeline was trained on. Required and only used for time series pipelines.
- **training\_target** (*pd.Series*, *np.ndarray*) – Targets used to train the pipeline. Required and only used for time series pipelines.
- **algorithm** (*str*) – Algorithm to use while generating top contributing features, one of “shap” or “lime”. Defaults to “shap”.

#### Returns

A report explaining the top contributing features to each prediction for each row of input\_features.

The report will include the feature names, prediction contribution, and explainer value (optional).

**Return type** str, dict, or pd.DataFrame

#### Raises

- **ValueError** – if input\_features is empty.
- **ValueError** – if an output\_format outside of “text”, “dict” or “dataframe is provided.
- **ValueError** – if the requested index falls outside the input\_feature’s boundaries.

```
evalml.model_understanding.explain_predictions_best_worst(pipeline, input_features, y_true,
                                                         num_to_explain=5, top_k_features=3,
                                                         include_explainer_values=False,
                                                         metric=None, output_format='text',
                                                         callback=None, training_data=None,
                                                         training_target=None,
                                                         algorithm='shap')
```

Creates a report summarizing the top contributing features for the best and worst points in the dataset as measured by error to true labels.

XGBoost models and CatBoost multiclass classifiers are not currently supported with the SHAP algorithm. To explain XGBoost model predictions, use the LIME algorithm. The LIME algorithm does not currently support any CatBoost models. For Stacked Ensemble models, the SHAP value for each input pipeline’s predict function into the metalearner is used.

#### Parameters

- **pipeline** (*PipelineBase*) – Fitted pipeline whose predictions we want to explain with SHAP or LIME.
- **input\_features** (*pd.DataFrame*) – Input data to evaluate the pipeline on.
- **y\_true** (*pd.Series*) – True labels for the input data.

- **num\_to\_explain** (*int*) – How many of the best, worst, random data points to explain.
- **top\_k\_features** (*int*) – How many of the highest/lowest contributing feature to include in the table for each data point.
- **include\_explainer\_values** (*bool*) – Whether explainer (SHAP or LIME) values should be included in the table. Default is False.
- **metric** (*callable*) – The metric used to identify the best and worst points in the dataset. Function must accept the true labels and predicted value or probabilities as the only arguments and lower values must be better. By default, this will be the absolute error for regression problems and cross entropy loss for classification problems.
- **output\_format** (*str*) – Either “text” or “dict”. Default is “text”.
- **callback** (*callable*) – Function to be called with incremental updates. Has the following parameters: - *progress\_stage*: stage of computation - *time\_elapsed*: total time in seconds that has elapsed since start of call
- **training\_data** (*pd.DataFrame*, *np.ndarray*) – Data the pipeline was trained on. Required and only used for time series pipelines.
- **training\_target** (*pd.Series*, *np.ndarray*) – Targets used to train the pipeline. Required and only used for time series pipelines.
- **algorithm** (*str*) – Algorithm to use while generating top contributing features, one of “shap” or “lime”. Defaults to “shap”.

#### Returns

A report explaining the top contributing features for the best/worst predictions in the input\_features.

For each of the best/worst rows of input\_features, the predicted values, true labels, metric value, feature names, prediction contribution, and explainer value (optional) will be listed.

**Return type** str, dict, or pd.DataFrame

#### Raises

- **ValueError** – If input\_features does not have more than twice the requested features to explain.
- **ValueError** – If y\_true and input\_features have mismatched lengths.
- **ValueError** – If an output\_format outside of “text”, “dict” or “dataframe is provided.
- **PipelineScoreError** – If the pipeline errors out while scoring.

`evalml.model_understanding.find_confusion_matrix_per_thresholds(pipeline, X, y, n_bins=None, top_k=5, to_json=False)`

Gets the confusion matrix and histogram bins for each threshold as well as the best threshold per objective. Only works with Binary Classification Pipelines.

#### Parameters

- **pipeline** (*PipelineBase*) – A fitted Binary Classification Pipeline to get the confusion matrix with.
- **X** (*pd.DataFrame*) – The input features.
- **y** (*pd.Series*) – The input target.
- **n\_bins** (*int*) – The number of bins to use to calculate the threshold values. Defaults to None, which will default to using Freedman-Diaconis rule.

- **top\_k** (*int*) – The maximum number of row indices per bin to include as samples. -1 includes all row indices that fall between the bins. Defaults to 5.
- **to\_json** (*bool*) – Whether or not to return a json output. If False, returns the (DataFrame, dict) tuple, otherwise returns a json.

#### Returns

The dataframe has the **actual positive histogram**, **actual negative histogram**, the confusion matrix, and a sample of rows that fall in the bin, all for each threshold value. The threshold value, represented through the dataframe index, represents the cutoff threshold at that value. The dictionary contains the ideal threshold and score per objective, keyed by objective name. If json, returns the info for both the dataframe and dictionary as a json output.

**Return type** (tuple(pd.DataFrame, dict)), json)

**Raises ValueError** – If the pipeline isn't a binary classification pipeline or isn't yet fitted on data.

`evalml.model_understanding.get_linear_coefficients(estimator, features=None)`

Returns a dataframe showing the features with the greatest predictive power for a linear model.

#### Parameters

- **estimator** (*Estimator*) – Fitted linear model family estimator.
- **features** (*list[str]*) – List of feature names associated with the underlying data.

**Returns** Displaying the features by importance.

**Return type** pd.DataFrame

#### Raises

- **ValueError** – If the model is not a linear model.
- **NotFittedError** – If the model is not yet fitted.

`evalml.model_understanding.get_prediction_vs_actual_data(y_true, y_pred, outlier_threshold=None)`

Combines `y_true` and `y_pred` into a single dataframe and adds a column for outliers. Used in `graph_prediction_vs_actual()`.

#### Parameters

- **y\_true** (*pd.Series, or np.ndarray*) – The real target values of the data
- **y\_pred** (*pd.Series, or np.ndarray*) – The predicted values outputted by the regression model.
- **outlier\_threshold** (*int, float*) – A positive threshold for what is considered an outlier value. This value is compared to the absolute difference between each value of `y_true` and `y_pred`. Values within this threshold will be blue, otherwise they will be yellow. Defaults to None.

#### Returns

- *prediction*: Predicted values from regression model.
- *actual*: Real target values.
- *outlier*: Colors indicating which values are in the threshold for what is considered an outlier value.

**Return type** pd.DataFrame with the following columns

**Raises ValueError** – If threshold is not positive.

```
evalml.model_understanding.get_prediction_vs_actual_over_time_data(pipeline, X, y, X_train,
                                                                    y_train, dates)
```

Get the data needed for the prediction\_vs\_actual\_over\_time plot.

#### Parameters

- **pipeline** (*TimeSeriesRegressionPipeline*) – Fitted time series regression pipeline.
- **X** (*pd.DataFrame*) – Features used to generate new predictions.
- **y** (*pd.Series*) – Target values to compare predictions against.
- **X\_train** (*pd.DataFrame*) – Data the pipeline was trained on.
- **y\_train** (*pd.Series*) – Target values for training data.
- **dates** (*pd.Series*) – Dates corresponding to target values and predictions.

**Returns** Predictions vs. time.

**Return type** *pd.DataFrame*

```
evalml.model_understanding.graph_binary_objective_vs_threshold(pipeline, X, y, objective,
                                                                steps=100)
```

Generates a plot graphing objective score vs. decision thresholds for a fitted binary classification pipeline.

#### Parameters

- **pipeline** (*PipelineBase* or *subclass*) – Fitted pipeline
- **X** (*pd.DataFrame*) – The input data used to score and compute scores
- **y** (*pd.Series*) – The target labels
- **objective** (*ObjectiveBase obj, str*) – Objective used to score, shown on the y-axis of the graph
- **steps** (*int*) – Number of intervals to divide and calculate objective score at

**Returns** *plotly.Figure* representing the objective score vs. threshold graph generated

```
evalml.model_understanding.graph_confusion_matrix(y_true, y_pred, normalize_method='true',
                                                    title_addition=None)
```

Generate and display a confusion matrix plot.

If *normalize\_method* is set, hover text will show raw count, otherwise hover text will show count normalized with method 'true'.

#### Parameters

- **y\_true** (*pd.Series* or *np.ndarray*) – True binary labels.
- **y\_pred** (*pd.Series* or *np.ndarray*) – Predictions from a binary classifier.
- **normalize\_method** (*{'true', 'pred', 'all', None}*) – Normalization method to use, if not None. Supported options are: 'true' to normalize by row, 'pred' to normalize by column, or 'all' to normalize by all values. Defaults to 'true'.
- **title\_addition** (*str*) – If not None, append to plot title. Defaults to None.

**Returns** *plotly.Figure* representing the confusion matrix plot generated.

```
evalml.model_understanding.graph_partial_dependence(pipeline, X, features, class_label=None,
                                                    grid_resolution=100, kind='average')
```

Create an one-way or two-way partial dependence plot.

Passing a single integer or string as features will create a one-way partial dependence plot with the feature values plotted against the partial dependence. Passing features a tuple of int/strings will create a two-way partial dependence plot with a contour of feature[0] in the y-axis, feature[1] in the x-axis and the partial dependence in the z-axis.

#### Parameters

- **pipeline** (*PipelineBase* or *subclass*) – Fitted pipeline.
- **X** (*pd.DataFrame*, *np.ndarray*) – The input data used to generate a grid of values for feature where partial dependence will be calculated at.
- **features** (*int*, *string*, *tuple[int or string]*) – The target feature for which to create the partial dependence plot for. If features is an int, it must be the index of the feature to use. If features is a string, it must be a valid column name in X. If features is a tuple of strings, it must contain valid column int/names in X.
- **class\_label** (*string*, *optional*) – Name of class to plot for multiclass problems. If None, will plot the partial dependence for each class. This argument does not change behavior for regression or binary classification pipelines. For binary classification, the partial dependence for the positive label will always be displayed. Defaults to None.
- **grid\_resolution** (*int*) – Number of samples of feature(s) for partial dependence plot.
- **kind** (*{'average', 'individual', 'both'}*) – Type of partial dependence to plot. 'average' creates a regular partial dependence (PD) graph, 'individual' creates an individual conditional expectation (ICE) plot, and 'both' creates a single-figure PD and ICE plot. ICE plots can only be shown for one-way partial dependence plots.

**Returns** figure object containing the partial dependence data for plotting

**Return type** `plotly.graph_objects.Figure`

#### Raises

- **PartialDependenceError** – if a graph is requested for a class name that isn't present in the pipeline.
- **PartialDependenceError** – if an ICE plot is requested for a two-way partial dependence.

```
evalml.model_understanding.graph_permutation_importance(pipeline, X, y, objective,
                                                         importance_threshold=0)
```

Generate a bar graph of the pipeline's permutation importance.

#### Parameters

- **pipeline** (*PipelineBase* or *subclass*) – Fitted pipeline.
- **X** (*pd.DataFrame*) – The input data used to score and compute permutation importance.
- **y** (*pd.Series*) – The target data.
- **objective** (*str*, *ObjectiveBase*) – Objective to score on.
- **importance\_threshold** (*float*, *optional*) – If provided, graph features with a permutation importance whose absolute value is larger than importance\_threshold. Defaults to 0.

**Returns** `plotly.Figure`, a bar graph showing features and their respective permutation importance.

**Raises** **ValueError** – If importance\_threshold is not greater than or equal to 0.

```
evalml.model_understanding.graph_precision_recall_curve(y_true, y_pred_proba,  
                                                         title_addition=None)
```

Generate and display a precision-recall plot.

#### Parameters

- **y\_true** (*pd.Series* or *np.ndarray*) – True binary labels.
- **y\_pred\_proba** (*pd.Series* or *np.ndarray*) – Predictions from a binary classifier, before thresholding has been applied. Note this should be the predicted probability for the “true” label.
- **title\_addition** (*str* or *None*) – If not *None*, append to plot title. Defaults to *None*.

**Returns** *plotly.Figure* representing the precision-recall plot generated

```
evalml.model_understanding.graph_prediction_vs_actual(y_true, y_pred, outlier_threshold=None)
```

Generate a scatter plot comparing the true and predicted values. Used for regression plotting.

#### Parameters

- **y\_true** (*pd.Series*) – The real target values of the data.
- **y\_pred** (*pd.Series*) – The predicted values outputted by the regression model.
- **outlier\_threshold** (*int*, *float*) – A positive threshold for what is considered an outlier value. This value is compared to the absolute difference between each value of *y\_true* and *y\_pred*. Values within this threshold will be blue, otherwise they will be yellow. Defaults to *None*.

**Returns** *plotly.Figure* representing the predicted vs. actual values graph

**Raises** **ValueError** – If threshold is not positive.

```
evalml.model_understanding.graph_prediction_vs_actual_over_time(pipeline, X, y, X_train, y_train,  
                                                                dates)
```

Plot the target values and predictions against time on the x-axis.

#### Parameters

- **pipeline** (*TimeSeriesRegressionPipeline*) – Fitted time series regression pipeline.
- **X** (*pd.DataFrame*) – Features used to generate new predictions.
- **y** (*pd.Series*) – Target values to compare predictions against.
- **X\_train** (*pd.DataFrame*) – Data the pipeline was trained on.
- **y\_train** (*pd.Series*) – Target values for training data.
- **dates** (*pd.Series*) – Dates corresponding to target values and predictions.

**Returns** Showing the prediction vs actual over time.

**Return type** *plotly.Figure*

**Raises** **ValueError** – If the pipeline is not a time-series regression pipeline.

```
evalml.model_understanding.graph_roc_curve(y_true, y_pred_proba, custom_class_names=None,  
                                           title_addition=None)
```

Generate and display a Receiver Operating Characteristic (ROC) plot for binary and multiclass classification problems.

#### Parameters

- **y\_true** (*pd.Series* or *np.ndarray*) – True labels.



- **y\_pred\_proba** (*pd.Series* or *np.ndarray*) – Predictions from a classifier, before thresholding has been applied. Note this should be a one dimensional array with the predicted probability for the “true” label in the binary case.
- **custom\_class\_names** (*list* or *None*) – If not *None*, custom labels for classes. Defaults to *None*.
- **title\_addition** (*str* or *None*) – if not *None*, append to plot title. Defaults to *None*.

**Returns** *plotly.Figure* representing the ROC plot generated

**Raises *ValueError*** – If the number of custom class names does not match number of classes in the input data.

`evalml.model_understanding.graph_t_sne(X, n_components=2, perplexity=30.0, learning_rate=200.0, metric='euclidean', marker_line_width=2, marker_size=7, **kwargs)`

Plot high dimensional data into lower dimensional space using t-SNE.

#### Parameters

- **X** (*np.ndarray*, *pd.DataFrame*) – Data to be transformed. Must be numeric.
- **n\_components** (*int*) – Dimension of the embedded space. Defaults to 2.
- **perplexity** (*float*) – Related to the number of nearest neighbors that is used in other manifold learning algorithms. Larger datasets usually require a larger perplexity. Consider selecting a value between 5 and 50. Defaults to 30.
- **learning\_rate** (*float*) – Usually in the range [10.0, 1000.0]. If the cost function gets stuck in a bad local minimum, increasing the learning rate may help. Must be positive. Defaults to 200.
- **metric** (*str*) – The metric to use when calculating distance between instances in a feature array. The default is “euclidean” which is interpreted as the squared euclidean distance.
- **marker\_line\_width** (*int*) – Determines the line width of the marker boundary. Defaults to 2.
- **marker\_size** (*int*) – Determines the size of the marker. Defaults to 7.
- **kwargs** – Arbitrary keyword arguments.

**Returns** *Figure* representing the transformed data.

**Return type** *plotly.Figure*

**Raises *ValueError*** – If *marker\_line\_width* or *marker\_size* are not valid values.

`evalml.model_understanding.normalize_confusion_matrix(conf_mat, normalize_method='true')`

Normalizes a confusion matrix.

#### Parameters

- **conf\_mat** (*pd.DataFrame* or *np.ndarray*) – Confusion matrix to normalize.
- **normalize\_method** (*{'true', 'pred', 'all'}*) – Normalization method. Supported options are: ‘true’ to normalize by row, ‘pred’ to normalize by column, or ‘all’ to normalize by all values. Defaults to ‘true’.

**Returns** normalized version of the input confusion matrix. The column header represents the predicted labels while row header represents the actual labels.

**Return type** *pd.DataFrame*

**Raises `ValueError`** – If configuration is invalid, or if the sum of a given axis is zero and normalization by axis is specified.

`evalml.model_understanding.partial_dependence(pipeline, X, features, percentiles=(0.05, 0.95), grid_resolution=100, kind='average', fast_mode=False, X_train=None, y_train=None)`

Calculates one or two-way partial dependence.

If a single integer or string is given for features, one-way partial dependence is calculated. If a tuple of two integers or strings is given, two-way partial dependence is calculated with the first feature in the y-axis and second feature in the x-axis.

#### Parameters

- **pipeline** (*PipelineBase or subclass*) – Fitted pipeline
- **X** (*pd.DataFrame, np.ndarray*) – The input data used to generate a grid of values for feature where partial dependence will be calculated at
- **features** (*int, string, tuple[int or string]*) – The target feature for which to create the partial dependence plot for. If features is an int, it must be the index of the feature to use. If features is a string, it must be a valid column name in X. If features is a tuple of int/strings, it must contain valid column integers/names in X.
- **percentiles** (*tuple[float]*) – The lower and upper percentile used to create the extreme values for the grid. Must be in [0, 1]. Defaults to (0.05, 0.95).
- **grid\_resolution** (*int*) – Number of samples of feature(s) for partial dependence plot. If this value is less than the maximum number of categories present in categorical data within X, it will be set to the max number of categories + 1. Defaults to 100.
- **kind** (*{'average', 'individual', 'both'}*) – The type of predictions to return. ‘individual’ will return the predictions for all of the points in the grid for each sample in X. ‘average’ will return the predictions for all of the points in the grid but averaged over all of the samples in X.
- **fast\_mode** (*bool, optional*) – Whether or not performance optimizations should be used for partial dependence calculations. Defaults to False. Note that user-specified components may not produce correct partial dependence results, so fast mode should only be used with EvalML-native components. Additionally, some components are not compatible with fast mode; in those cases, an error will be raised indicating that fast mode should not be used.
- **X\_train** (*pd.DataFrame, np.ndarray*) – The data that was used to train the original pipeline. Will be used in fast mode to train the cloned pipelines. Defaults to None.
- **y\_train** (*pd.Series, np.ndarray*) – The target data that was used to train the original pipeline. Will be used in fast mode to train the cloned pipelines. Defaults to None.

#### Returns

When *kind='average'*: DataFrame with averaged predictions for all points in the grid averaged over all samples of X and the values used to calculate those predictions.

When *kind='individual'*: DataFrame with individual predictions for all points in the grid for each sample of X and the values used to calculate those predictions. If a two-way partial dependence is calculated, then the result is a list of DataFrames with each DataFrame representing one sample’s predictions.

When *kind='both'*: A tuple consisting of the averaged predictions (in a DataFrame) over all samples of X and the individual predictions (in a list of DataFrames) for each sample of X.

In the one-way case: The dataframe will contain two columns, “feature\_values” (grid points at which the partial dependence was calculated) and “partial\_dependence” (the partial dependence at that feature value). For classification problems, there will be a third column called “class\_label” (the class label for which the partial dependence was calculated). For binary classification, the partial dependence is only calculated for the “positive” class.

In the two-way case: The data frame will contain grid\_resolution number of columns and rows where the index and column headers are the sampled values of the first and second features, respectively, used to make the partial dependence contour. The values of the data frame contain the partial dependence data for each feature value pair.

**Return type** `pd.DataFrame`, `list(pd.DataFrame)`, or `tuple(pd.DataFrame, list(pd.DataFrame))`

#### Raises

- **ValueError** – Error during call to scikit-learn’s partial dependence method.
- **Exception** – All other errors during calculation.
- **PartialDependenceError** – if the user provides a tuple of not exactly two features.
- **PartialDependenceError** – if the provided pipeline isn’t fitted.
- **PartialDependenceError** – if the provided pipeline is a Baseline pipeline.
- **PartialDependenceError** – if any of the features passed in are completely NaN
- **PartialDependenceError** – if any of the features are low-variance. Defined as having one value occurring more than the upper percentile passed by the user. By default 95%.

`evalml.model_understanding.precision_recall_curve(y_true, y_pred_proba, pos_label_idx=-1)`

Given labels and binary classifier predicted probabilities, compute and return the data representing a precision-recall curve.

#### Parameters

- **y\_true** (`pd.Series` or `np.ndarray`) – True binary labels.
- **y\_pred\_proba** (`pd.Series` or `np.ndarray`) – Predictions from a binary classifier, before thresholding has been applied. Note this should be the predicted probability for the “true” label.
- **pos\_label\_idx** (`int`) – the column index corresponding to the positive class. If predicted probabilities are two-dimensional, this will be used to access the probabilities for the positive class.

#### Returns

Dictionary containing metrics used to generate a precision-recall plot, with the following keys:

- *precision*: Precision values.
- *recall*: Recall values.
- *thresholds*: Threshold values used to produce the precision and recall.
- *auc\_score*: The area under the ROC curve.

**Return type** `list`

**Raises** **NoPositiveLabelException** – If predicted probabilities do not contain a column at the specified label.

`evalml.model_understanding.roc_curve(y_true, y_pred_proba)`

Given labels and classifier predicted probabilities, compute and return the data representing a Receiver Operating Characteristic (ROC) curve. Works with binary or multiclass problems.

**Parameters**

- **y\_true** (*pd.Series* or *np.ndarray*) – True labels.
- **y\_pred\_proba** (*pd.Series* or *pd.DataFrame* or *np.ndarray*) – Predictions from a classifier, before thresholding has been applied.

**Returns**

A list of dictionaries (with one for each class) is returned. Binary classification problems return a list with one di

Each dictionary contains metrics used to generate an ROC plot with the following keys:

- *fpr\_rate*: False positive rate.
- *tpr\_rate*: True positive rate.
- *threshold*: Threshold values used to produce each pair of true/false positive rates.
- *auc\_score*: The area under the ROC curve.

**Return type** list(dict)

`evalml.model_understanding.t_sne(X, n_components=2, perplexity=30.0, learning_rate=200.0, metric='euclidean', **kwargs)`

Get the transformed output after fitting X to the embedded space using t-SNE.

**Parameters**

- **X** (*np.ndarray*, *pd.DataFrame*) – Data to be transformed. Must be numeric.
- **n\_components** (*int*, *optional*) – Dimension of the embedded space.
- **perplexity** (*float*, *optional*) – Related to the number of nearest neighbors that is used in other manifold learning algorithms. Larger datasets usually require a larger perplexity. Consider selecting a value between 5 and 50.
- **learning\_rate** (*float*, *optional*) – Usually in the range [10.0, 1000.0]. If the cost function gets stuck in a bad local minimum, increasing the learning rate may help.
- **metric** (*str*, *optional*) – The metric to use when calculating distance between instances in a feature array.
- **kwargs** – Arbitrary keyword arguments.

**Returns** TSNE output.

**Return type** *np.ndarray* (n\_samples, n\_components)

**Raises** **ValueError** – If specified parameters are not valid values.

## Objectives

EvalML standard and custom objectives.

## Submodules

### binary\_classification\_objective

Base class for all binary classification objectives.

## Module Contents

### Classes Summary

---

<i>BinaryClassificationObjective</i>	Base class for all binary classification objectives.
--------------------------------------	--

---

## Contents

**class** evalml.objectives.binary\_classification\_objective.**BinaryClassificationObjective**

Base class for all binary classification objectives.

### Attributes

<b>problem_types</b>	[ProblemTypes.BINARY, ProblemTypes.TIME_SERIES_BINARY]
----------------------	--

### Methods

<i>calculate_percent_difference</i>	Calculate the percent difference between scores.
<i>can_optimize_threshold</i>	Returns a boolean determining if we can optimize the binary classification objective threshold.
<i>decision_function</i>	Apply a learned threshold to predicted probabilities to get predicted classes.
<i>expected_range</i>	Returns the expected range of the objective, which is not necessarily the possible ranges.
<i>greater_is_better</i>	Returns a boolean determining if a greater score indicates better model performance.
<i>is_bounded_like_percentage</i>	Returns whether this objective is bounded between 0 and 1, inclusive.
<i>is_defined_for_problem_type</i>	Returns whether or not an objective is defined for a problem type.
<i>name</i>	Returns a name describing the objective.
<i>objective_function</i>	Computes the relative value of the provided predictions compared to the actual labels, according a specified metric.
<i>optimize_threshold</i>	Learn a binary classification threshold which optimizes the current objective.
<i>perfect_score</i>	Returns the score obtained by evaluating this objective on a perfect model.
<i>positive_only</i>	If True, this objective is only valid for positive data. Defaults to False.
<i>score</i>	Returns a numerical score indicating performance based on the differences between the predicted and actual values.
<i>score_needs_proba</i>	Returns a boolean determining if the score() method needs probability estimates.
<i>validate_inputs</i>	Validate inputs for scoring.

**classmethod** `calculate_percent_difference(cls, score, baseline_score)`

Calculate the percent difference between scores.

**Parameters**

- **score** (*float*) – A score. Output of the score method of this objective.
- **baseline\_score** (*float*) – A score. Output of the score method of this objective. In practice, this is the score achieved on this objective with a baseline estimator.

**Returns**

**The percent difference between the scores. Note that for objectives that can be interpreted as percentages, this will be the difference between the reference score and score. For all other objectives, the difference will be normalized by the reference score.**

**Return type** float

**property** `can_optimize_threshold(cls)`

Returns a boolean determining if we can optimize the binary classification objective threshold.

This will be false for any objective that works directly with predicted probabilities, like log loss and AUC. Otherwise, it will be true.

**Returns** Whether or not an objective can be optimized.

**Return type** bool

**decision\_function**(*self*, *ypred\_proba*, *threshold=0.5*, *X=None*)

Apply a learned threshold to predicted probabilities to get predicted classes.

**Parameters**

- **ypred\_proba** (*pd.Series*, *np.ndarray*) – The classifier’s predicted probabilities
- **threshold** (*float*, *optional*) – Threshold used to make a prediction. Defaults to 0.5.
- **X** (*pd.DataFrame*, *optional*) – Any extra columns that are needed from training data.

**Returns** predictions

**property expected\_range**(*cls*)

Returns the expected range of the objective, which is not necessarily the possible ranges.

For example, our expected R2 range is from [-1, 1], although the actual range is (-inf, 1].

**property greater\_is\_better**(*cls*)

Returns a boolean determining if a greater score indicates better model performance.

**property is\_bounded\_like\_percentage**(*cls*)

Returns whether this objective is bounded between 0 and 1, inclusive.

**classmethod is\_defined\_for\_problem\_type**(*cls*, *problem\_type*)

Returns whether or not an objective is defined for a problem type.

**property name**(*cls*)

Returns a name describing the objective.

**abstract classmethod objective\_function**(*cls*, *y\_true*, *y\_predicted*, *y\_train=None*, *X=None*, *sample\_weight=None*)

Computes the relative value of the provided predictions compared to the actual labels, according a specified metric.

**Parameters**

- **y\_predicted** (*pd.Series*) – Predicted values of length [n\_samples]
- **y\_true** (*pd.Series*) – Actual class labels of length [n\_samples]
- **y\_train** (*pd.Series*) – Observed training values of length [n\_samples]
- **X** (*pd.DataFrame* or *np.ndarray*) – Extra data of shape [n\_samples, n\_features] necessary to calculate score
- **sample\_weight** (*pd.DataFrame* or *np.ndarray*) – Sample weights used in computing objective value result

**Returns** Numerical value used to calculate score

**optimize\_threshold**(*self*, *ypred\_proba*, *y\_true*, *X=None*)

Learn a binary classification threshold which optimizes the current objective.

**Parameters**

- **ypred\_proba** (*pd.Series*) – The classifier’s predicted probabilities
- **y\_true** (*pd.Series*) – The ground truth for the predictions.
- **X** (*pd.DataFrame*, *optional*) – Any extra columns that are needed from training data.

**Returns** Optimal threshold for this objective.

**Raises** **RuntimeError** – If objective cannot be optimized.

**property perfect\_score(*cls*)**

Returns the score obtained by evaluating this objective on a perfect model.

**property positive\_only(*cls*)**

If True, this objective is only valid for positive data. Defaults to False.

**score(*self*, *y\_true*, *y\_predicted*, *y\_train=None*, *X=None*, *sample\_weight=None*)**

Returns a numerical score indicating performance based on the differences between the predicted and actual values.

#### Parameters

- **y\_predicted** (*pd.Series*) – Predicted values of length [n\_samples]
- **y\_true** (*pd.Series*) – Actual class labels of length [n\_samples]
- **y\_train** (*pd.Series*) – Observed training values of length [n\_samples]
- **X** (*pd.DataFrame* or *np.ndarray*) – Extra data of shape [n\_samples, n\_features] necessary to calculate score
- **sample\_weight** (*pd.DataFrame* or *np.ndarray*) – Sample weights used in computing objective value result

**Returns** score

**property score\_needs\_proba(*cls*)**

Returns a boolean determining if the score() method needs probability estimates.

This should be true for objectives which work with predicted probabilities, like log loss or AUC, and false for objectives which compare predicted class labels to the actual labels, like F1 or correlation.

**validate\_inputs(*self*, *y\_true*, *y\_predicted*)**

Validate inputs for scoring.

## cost\_benefit\_matrix

Cost-benefit matrix objective.

## Module Contents

### Classes Summary

---

*CostBenefitMatrix*

Score using a cost-benefit matrix. Scores quantify the benefits of a given value, so greater numeric scores represents a better score. Costs and scores can be negative, indicating that a value is not beneficial. For example, in the case of monetary profit, a negative cost and/or score represents loss of cash flow.

---



## Contents

**class** evalml.objectives.cost\_benefit\_matrix.**CostBenefitMatrix**(*true\_positive*, *true\_negative*, *false\_positive*, *false\_negative*)

Score using a cost-benefit matrix. Scores quantify the benefits of a given value, so greater numeric scores represents a better score. Costs and scores can be negative, indicating that a value is not beneficial. For example, in the case of monetary profit, a negative cost and/or score represents loss of cash flow.

### Parameters

- **true\_positive** (*float*) – Cost associated with true positive predictions.
- **true\_negative** (*float*) – Cost associated with true negative predictions.
- **false\_positive** (*float*) – Cost associated with false positive predictions.
- **false\_negative** (*float*) – Cost associated with false negative predictions.

### Attributes

<b>ex-pected_range</b>	None
<b>greater_is_better</b>	True
<b>is_bounded_like_percentage</b>	False
<b>name</b>	Cost Benefit Matrix
<b>perfect_score</b>	None
<b>problem_types</b>	[ProblemTypes.BINARY, ProblemTypes.TIME_SERIES_BINARY]
<b>score_needs_proba</b>	True

### Methods

<i>calculate_percent_difference</i>	Calculate the percent difference between scores.
<i>can_optimize_threshold</i>	Returns a boolean determining if we can optimize the binary classification objective threshold.
<i>decision_function</i>	Apply a learned threshold to predicted probabilities to get predicted classes.
<i>is_defined_for_problem_type</i>	Returns whether or not an objective is defined for a problem type.
<i>objective_function</i>	Calculates cost-benefit of the using the predicted and true values.
<i>optimize_threshold</i>	Learn a binary classification threshold which optimizes the current objective.
<i>positive_only</i>	If True, this objective is only valid for positive data. Defaults to False.
<i>score</i>	Returns a numerical score indicating performance based on the differences between the predicted and actual values.
<i>validate_inputs</i>	Validate inputs for scoring.

**classmethod** **calculate\_percent\_difference**(*cls*, *score*, *baseline\_score*)

Calculate the percent difference between scores.

### Parameters

- **score** (*float*) – A score. Output of the score method of this objective.
- **baseline\_score** (*float*) – A score. Output of the score method of this objective. In practice, this is the score achieved on this objective with a baseline estimator.

**Returns**

**The percent difference between the scores. Note that for objectives that can be interpreted** as percentages, this will be the difference between the reference score and score. For all other objectives, the difference will be normalized by the reference score.

**Return type** float

**property can\_optimize\_threshold(*cls*)**

Returns a boolean determining if we can optimize the binary classification objective threshold.

This will be false for any objective that works directly with predicted probabilities, like log loss and AUC. Otherwise, it will be true.

**Returns** Whether or not an objective can be optimized.

**Return type** bool

**decision\_function(*self*, *ypred\_proba*, *threshold=0.5*, *X=None*)**

Apply a learned threshold to predicted probabilities to get predicted classes.

**Parameters**

- **ypred\_proba** (*pd.Series*, *np.ndarray*) – The classifier’s predicted probabilities
- **threshold** (*float*, *optional*) – Threshold used to make a prediction. Defaults to 0.5.
- **X** (*pd.DataFrame*, *optional*) – Any extra columns that are needed from training data.

**Returns** predictions

**classmethod is\_defined\_for\_problem\_type(*cls*, *problem\_type*)**

Returns whether or not an objective is defined for a problem type.

**objective\_function(*self*, *y\_true*, *y\_predicted*, *y\_train=None*, *X=None*, *sample\_weight=None*)**

Calculates cost-benefit of the using the predicted and true values.

**Parameters**

- **y\_predicted** (*pd.Series*) – Predicted labels.
- **y\_true** (*pd.Series*) – True labels.
- **y\_train** (*pd.Series*) – Ignored.
- **X** (*pd.DataFrame*) – Ignored.
- **sample\_weight** (*pd.DataFrame*) – Ignored.

**Returns** Cost-benefit matrix score

**Return type** float

**optimize\_threshold(*self*, *ypred\_proba*, *y\_true*, *X=None*)**

Learn a binary classification threshold which optimizes the current objective.

**Parameters**

- **ypred\_proba** (*pd.Series*) – The classifier’s predicted probabilities
- **y\_true** (*pd.Series*) – The ground truth for the predictions.

- **X** (*pd.DataFrame*, *optional*) – Any extra columns that are needed from training data.

**Returns** Optimal threshold for this objective.

**Raises** **RuntimeError** – If objective cannot be optimized.

**positive\_only**(*cls*)

If True, this objective is only valid for positive data. Defaults to False.

**score**(*self*, *y\_true*, *y\_predicted*, *y\_train=None*, *X=None*, *sample\_weight=None*)

Returns a numerical score indicating performance based on the differences between the predicted and actual values.

#### Parameters

- **y\_predicted** (*pd.Series*) – Predicted values of length [n\_samples]
- **y\_true** (*pd.Series*) – Actual class labels of length [n\_samples]
- **y\_train** (*pd.Series*) – Observed training values of length [n\_samples]
- **X** (*pd.DataFrame* or *np.ndarray*) – Extra data of shape [n\_samples, n\_features] necessary to calculate score
- **sample\_weight** (*pd.DataFrame* or *np.ndarray*) – Sample weights used in computing objective value result

**Returns** score

**validate\_inputs**(*self*, *y\_true*, *y\_predicted*)

Validate inputs for scoring.

## fraud\_cost

Score the percentage of money lost of the total transaction amount process due to fraud.

## Module Contents

### Classes Summary

<i>FraudCost</i>	Score the percentage of money lost of the total transaction amount process due to fraud.
------------------	--

## Contents

**class** evalml.objectives.fraud\_cost.**FraudCost**(*retry\_percentage=0.5*, *interchange\_fee=0.02*, *fraud\_payout\_percentage=1.0*, *amount\_col='amount'*)

Score the percentage of money lost of the total transaction amount process due to fraud.

#### Parameters

- **retry\_percentage** (*float*) – What percentage of customers that will retry a transaction if it is declined. Between 0 and 1. Defaults to 0.5.
- **interchange\_fee** (*float*) – How much of each successful transaction you pay. Between 0 and 1. Defaults to 0.02.

- **fraud\_payout\_percentage** (*float*) – Percentage of fraud you will not be able to collect. Between 0 and 1. Defaults to 1.0.
- **amount\_col** (*str*) – Name of column in data that contains the amount. Defaults to “amount”.

#### Attributes

<b>ex-pected_range</b>	None
<b>greater_is_better</b>	False
<b>is_bounded_like_percentage</b>	True
<b>name</b>	Fraud Cost
<b>perfect_score</b>	0.0
<b>problem_types</b>	[ProblemTypes.BINARY, ProblemTypes.TIME_SERIES_BINARY]
<b>score_needs_proba</b>	False

#### Methods

<i>calculate_percent_difference</i>	Calculate the percent difference between scores.
<i>can_optimize_threshold</i>	Returns a boolean determining if we can optimize the binary classification objective threshold.
<i>decision_function</i>	Apply a learned threshold to predicted probabilities to get predicted classes.
<i>is_defined_for_problem_type</i>	Returns whether or not an objective is defined for a problem type.
<i>objective_function</i>	Calculate amount lost to fraud per transaction given predictions, true values, and dataframe with transaction amount.
<i>optimize_threshold</i>	Learn a binary classification threshold which optimizes the current objective.
<i>positive_only</i>	If True, this objective is only valid for positive data. Defaults to False.
<i>score</i>	Returns a numerical score indicating performance based on the differences between the predicted and actual values.
<i>validate_inputs</i>	Validate inputs for scoring.

**classmethod** `calculate_percent_difference(cls, score, baseline_score)`

Calculate the percent difference between scores.

#### Parameters

- **score** (*float*) – A score. Output of the score method of this objective.
- **baseline\_score** (*float*) – A score. Output of the score method of this objective. In practice, this is the score achieved on this objective with a baseline estimator.

#### Returns

**The percent difference between the scores. Note that for objectives that can be interpreted as percentages, this will be the difference between the reference score and score. For all other objectives, the difference will be normalized by the reference score.**

**Return type** float

**property** `can_optimize_threshold(cls)`

Returns a boolean determining if we can optimize the binary classification objective threshold.

This will be false for any objective that works directly with predicted probabilities, like log loss and AUC. Otherwise, it will be true.

**Returns** Whether or not an objective can be optimized.

**Return type** bool

**decision\_function**(*self*, *ypred\_proba*, *threshold=0.5*, *X=None*)

Apply a learned threshold to predicted probabilities to get predicted classes.

**Parameters**

- **ypred\_proba** (*pd.Series*, *np.ndarray*) – The classifier’s predicted probabilities
- **threshold** (*float*, *optional*) – Threshold used to make a prediction. Defaults to 0.5.
- **X** (*pd.DataFrame*, *optional*) – Any extra columns that are needed from training data.

**Returns** predictions

**classmethod** `is_defined_for_problem_type(cls, problem_type)`

Returns whether or not an objective is defined for a problem type.

**objective\_function**(*self*, *y\_true*, *y\_predicted*, *X*, *y\_train=None*, *sample\_weight=None*)

Calculate amount lost to fraud per transaction given predictions, true values, and dataframe with transaction amount.

**Parameters**

- **y\_predicted** (*pd.Series*) – Predicted fraud labels.
- **y\_true** (*pd.Series*) – True fraud labels.
- **y\_train** (*pd.Series*) – Ignored.
- **X** (*pd.DataFrame*) – Data with transaction amounts.
- **sample\_weight** (*pd.DataFrame*) – Ignored.

**Returns** Amount lost to fraud per transaction.

**Return type** float

**Raises** **ValueError** – If `amount_col` is not a valid column in the input data.

**optimize\_threshold**(*self*, *ypred\_proba*, *y\_true*, *X=None*)

Learn a binary classification threshold which optimizes the current objective.

**Parameters**

- **ypred\_proba** (*pd.Series*) – The classifier’s predicted probabilities
- **y\_true** (*pd.Series*) – The ground truth for the predictions.
- **X** (*pd.DataFrame*, *optional*) – Any extra columns that are needed from training data.

**Returns** Optimal threshold for this objective.

**Raises** **RuntimeError** – If objective cannot be optimized.

**positive\_only(*cls*)**

If True, this objective is only valid for positive data. Defaults to False.

**score(*self*, *y\_true*, *y\_predicted*, *y\_train=None*, *X=None*, *sample\_weight=None*)**

Returns a numerical score indicating performance based on the differences between the predicted and actual values.

**Parameters**

- **y\_predicted** (*pd.Series*) – Predicted values of length [n\_samples]
- **y\_true** (*pd.Series*) – Actual class labels of length [n\_samples]
- **y\_train** (*pd.Series*) – Observed training values of length [n\_samples]
- **X** (*pd.DataFrame* or *np.ndarray*) – Extra data of shape [n\_samples, n\_features] necessary to calculate score
- **sample\_weight** (*pd.DataFrame* or *np.ndarray*) – Sample weights used in computing objective value result

**Returns** score**validate\_inputs(*self*, *y\_true*, *y\_predicted*)**

Validate inputs for scoring.

**lead\_scoring**

Lead scoring objective.

**Module Contents****Classes Summary**

---

<i>LeadScoring</i>	Lead scoring.
--------------------	---------------

---

**Contents****class evalml.objectives.lead\_scoring.LeadScoring(*true\_positives=1*, *false\_positives=-1*)**

Lead scoring.

**Parameters**

- **true\_positives** (*int*) – Reward for a true positive. Defaults to 1.
- **false\_positives** (*int*) – Cost for a false positive. Should be negative. Defaults to -1.

**Attributes**

<b>ex-pected_range</b>	None
<b>greater_is_better</b>	True
<b>is_bounded_like_percentage</b>	False
<b>name</b>	Lead Scoring
<b>per-fect_score</b>	None
<b>prob-lem_types</b>	[ProblemTypes.BINARY, ProblemTypes.TIME_SERIES_BINARY]
<b>score_needs_proba</b>	True

## Methods

<i>calculate_percent_difference</i>	Calculate the percent difference between scores.
<i>can_optimize_threshold</i>	Returns a boolean determining if we can optimize the binary classification objective threshold.
<i>decision_function</i>	Apply a learned threshold to predicted probabilities to get predicted classes.
<i>is_defined_for_problem_type</i>	Returns whether or not an objective is defined for a problem type.
<i>objective_function</i>	Calculate the profit per lead.
<i>optimize_threshold</i>	Learn a binary classification threshold which optimizes the current objective.
<i>positive_only</i>	If True, this objective is only valid for positive data. Defaults to False.
<i>score</i>	Returns a numerical score indicating performance based on the differences between the predicted and actual values.
<i>validate_inputs</i>	Validate inputs for scoring.

**classmethod** `calculate_percent_difference(cls, score, baseline_score)`

Calculate the percent difference between scores.

### Parameters

- **score** (*float*) – A score. Output of the score method of this objective.
- **baseline\_score** (*float*) – A score. Output of the score method of this objective. In practice, this is the score achieved on this objective with a baseline estimator.

### Returns

**The percent difference between the scores. Note that for objectives that can be interpreted as percentages, this will be the difference between the reference score and score. For all other objectives, the difference will be normalized by the reference score.**

**Return type** float

**property** `can_optimize_threshold(cls)`

Returns a boolean determining if we can optimize the binary classification objective threshold.

This will be false for any objective that works directly with predicted probabilities, like log loss and AUC. Otherwise, it will be true.

**Returns** Whether or not an objective can be optimized.

**Return type** bool

**decision\_function**(*self*, *ypred\_proba*, *threshold=0.5*, *X=None*)

Apply a learned threshold to predicted probabilities to get predicted classes.

**Parameters**

- **ypred\_proba** (*pd.Series*, *np.ndarray*) – The classifier’s predicted probabilities
- **threshold** (*float*, *optional*) – Threshold used to make a prediction. Defaults to 0.5.
- **X** (*pd.DataFrame*, *optional*) – Any extra columns that are needed from training data.

**Returns** predictions

**classmethod is\_defined\_for\_problem\_type**(*cls*, *problem\_type*)

Returns whether or not an objective is defined for a problem type.

**objective\_function**(*self*, *y\_true*, *y\_predicted*, *y\_train=None*, *X=None*, *sample\_weight=None*)

Calculate the profit per lead.

**Parameters**

- **y\_predicted** (*pd.Series*) – Predicted labels.
- **y\_true** (*pd.Series*) – True labels.
- **y\_train** (*pd.Series*) – Ignored.
- **X** (*pd.DataFrame*) – Ignored.
- **sample\_weight** (*pd.DataFrame*) – Ignored.

**Returns** Profit per lead

**Return type** float

**optimize\_threshold**(*self*, *ypred\_proba*, *y\_true*, *X=None*)

Learn a binary classification threshold which optimizes the current objective.

**Parameters**

- **ypred\_proba** (*pd.Series*) – The classifier’s predicted probabilities
- **y\_true** (*pd.Series*) – The ground truth for the predictions.
- **X** (*pd.DataFrame*, *optional*) – Any extra columns that are needed from training data.

**Returns** Optimal threshold for this objective.

**Raises RuntimeError** – If objective cannot be optimized.

**positive\_only**(*cls*)

If True, this objective is only valid for positive data. Defaults to False.

**score**(*self*, *y\_true*, *y\_predicted*, *y\_train=None*, *X=None*, *sample\_weight=None*)

Returns a numerical score indicating performance based on the differences between the predicted and actual values.

**Parameters**

- **y\_predicted** (*pd.Series*) – Predicted values of length [n\_samples]
- **y\_true** (*pd.Series*) – Actual class labels of length [n\_samples]
- **y\_train** (*pd.Series*) – Observed training values of length [n\_samples]
- **X** (*pd.DataFrame* or *np.ndarray*) – Extra data of shape [n\_samples, n\_features] necessary to calculate score



- **sample\_weight** (*pd.DataFrame* or *np.ndarray*) – Sample weights used in computing objective value result

**Returns** score

**validate\_inputs**(*self*, *y\_true*, *y\_predicted*)

Validate inputs for scoring.

## multiclass\_classification\_objective

Base class for all multiclass classification objectives.

## Module Contents

## Classes Summary

---

<i>MulticlassClassificationObjective</i>	Base class for all multiclass classification objectives.
--	--

---

## Contents

### class

`evalml.objectives.multiclass_classification_objective.MulticlassClassificationObjective`

Base class for all multiclass classification objectives.

### Attributes

<b>problem_types</b>	[ProblemTypes.MULTICLASS, ProblemTypes.TIME_SERIES_MULTICLASS]
----------------------	--

### Methods

<code>calculate_percent_difference</code>	Calculate the percent difference between scores.
<code>expected_range</code>	Returns the expected range of the objective, which is not necessarily the possible ranges.
<code>greater_is_better</code>	Returns a boolean determining if a greater score indicates better model performance.
<code>is_bounded_like_percentage</code>	Returns whether this objective is bounded between 0 and 1, inclusive.
<code>is_defined_for_problem_type</code>	Returns whether or not an objective is defined for a problem type.
<code>name</code>	Returns a name describing the objective.
<code>objective_function</code>	Computes the relative value of the provided predictions compared to the actual labels, according a specified metric.
<code>perfect_score</code>	Returns the score obtained by evaluating this objective on a perfect model.
<code>positive_only</code>	If True, this objective is only valid for positive data. Defaults to False.
<code>score</code>	Returns a numerical score indicating performance based on the differences between the predicted and actual values.
<code>score_needs_proba</code>	Returns a boolean determining if the score() method needs probability estimates.
<code>validate_inputs</code>	Validates the input based on a few simple checks.

**classmethod** `calculate_percent_difference(cls, score, baseline_score)`

Calculate the percent difference between scores.

**Parameters**

- **score** (*float*) – A score. Output of the score method of this objective.
- **baseline\_score** (*float*) – A score. Output of the score method of this objective. In practice, this is the score achieved on this objective with a baseline estimator.

**Returns**

**The percent difference between the scores. Note that for objectives that can be interpreted** as percentages, this will be the difference between the reference score and score. For all other objectives, the difference will be normalized by the reference score.

**Return type** float

**property** `expected_range(cls)`

Returns the expected range of the objective, which is not necessarily the possible ranges.

For example, our expected R2 range is from [-1, 1], although the actual range is (-inf, 1].

**property** `greater_is_better(cls)`

Returns a boolean determining if a greater score indicates better model performance.

**property** `is_bounded_like_percentage(cls)`

Returns whether this objective is bounded between 0 and 1, inclusive.

**classmethod** `is_defined_for_problem_type(cls, problem_type)`

Returns whether or not an objective is defined for a problem type.

**property name(*cls*)**

Returns a name describing the objective.

**abstract classmethod objective\_function(*cls*, *y\_true*, *y\_predicted*, *y\_train=None*, *X=None*, *sample\_weight=None*)**

Computes the relative value of the provided predictions compared to the actual labels, according a specified metric.

#### Parameters

- **y\_predicted** (*pd.Series*) – Predicted values of length [n\_samples]
- **y\_true** (*pd.Series*) – Actual class labels of length [n\_samples]
- **y\_train** (*pd.Series*) – Observed training values of length [n\_samples]
- **X** (*pd.DataFrame* or *np.ndarray*) – Extra data of shape [n\_samples, n\_features] necessary to calculate score
- **sample\_weight** (*pd.DataFrame* or *np.ndarray*) – Sample weights used in computing objective value result

**Returns** Numerical value used to calculate score

**property perfect\_score(*cls*)**

Returns the score obtained by evaluating this objective on a perfect model.

**property positive\_only(*cls*)**

If True, this objective is only valid for positive data. Defaults to False.

**score(*self*, *y\_true*, *y\_predicted*, *y\_train=None*, *X=None*, *sample\_weight=None*)**

Returns a numerical score indicating performance based on the differences between the predicted and actual values.

#### Parameters

- **y\_predicted** (*pd.Series*) – Predicted values of length [n\_samples]
- **y\_true** (*pd.Series*) – Actual class labels of length [n\_samples]
- **y\_train** (*pd.Series*) – Observed training values of length [n\_samples]
- **X** (*pd.DataFrame* or *np.ndarray*) – Extra data of shape [n\_samples, n\_features] necessary to calculate score
- **sample\_weight** (*pd.DataFrame* or *np.ndarray*) – Sample weights used in computing objective value result

**Returns** score

**property score\_needs\_proba(*cls*)**

Returns a boolean determining if the score() method needs probability estimates.

This should be true for objectives which work with predicted probabilities, like log loss or AUC, and false for objectives which compare predicted class labels to the actual labels, like F1 or correlation.

**validate\_inputs(*self*, *y\_true*, *y\_predicted*)**

Validates the input based on a few simple checks.

#### Parameters

- **y\_predicted** (*pd.Series*, or *pd.DataFrame*) – Predicted values of length [n\_samples].

- **y\_true** (*pd.Series*) – Actual class labels of length [n\_samples].

Raises **ValueError** – If the inputs are malformed.

## objective\_base

Base class for all objectives.

## Module Contents

### Classes Summary

---

<i>ObjectiveBase</i>	Base class for all objectives.
----------------------	--------------------------------

---

## Contents

**class** evalml.objectives.objective\_base.**ObjectiveBase**

Base class for all objectives.

### Attributes

<b>problem_types</b>	None
----------------------	------

### Methods

<i>calculate_percent_difference</i>	Calculate the percent difference between scores.
<i>expected_range</i>	Returns the expected range of the objective, which is not necessarily the possible ranges.
<i>greater_is_better</i>	Returns a boolean determining if a greater score indicates better model performance.
<i>is_bounded_like_percentage</i>	Returns whether this objective is bounded between 0 and 1, inclusive.
<i>is_defined_for_problem_type</i>	Returns whether or not an objective is defined for a problem type.
<i>name</i>	Returns a name describing the objective.
<i>objective_function</i>	Computes the relative value of the provided predictions compared to the actual labels, according a specified metric.
<i>perfect_score</i>	Returns the score obtained by evaluating this objective on a perfect model.
<i>positive_only</i>	If True, this objective is only valid for positive data. Defaults to False.
<i>score</i>	Returns a numerical score indicating performance based on the differences between the predicted and actual values.
<i>score_needs_proba</i>	Returns a boolean determining if the score() method needs probability estimates.
<i>validate_inputs</i>	Validates the input based on a few simple checks.

**classmethod** `calculate_percent_difference(cls, score, baseline_score)`

Calculate the percent difference between scores.

**Parameters**

- **score** (*float*) – A score. Output of the score method of this objective.
- **baseline\_score** (*float*) – A score. Output of the score method of this objective. In practice, this is the score achieved on this objective with a baseline estimator.

**Returns**

**The percent difference between the scores. Note that for objectives that can be interpreted as percentages, this will be the difference between the reference score and score. For all other objectives, the difference will be normalized by the reference score.**

**Return type** `float`

**property** `expected_range(cls)`

Returns the expected range of the objective, which is not necessarily the possible ranges.

For example, our expected R2 range is from [-1, 1], although the actual range is (-inf, 1].

**property** `greater_is_better(cls)`

Returns a boolean determining if a greater score indicates better model performance.

**property** `is_bounded_like_percentage(cls)`

Returns whether this objective is bounded between 0 and 1, inclusive.

**classmethod** `is_defined_for_problem_type(cls, problem_type)`

Returns whether or not an objective is defined for a problem type.

**property** `name(cls)`

Returns a name describing the objective.

**abstract classmethod** `objective_function(cls, y_true, y_predicted, y_train=None, X=None, sample_weight=None)`

Computes the relative value of the provided predictions compared to the actual labels, according a specified metric.

**Parameters**

- **y\_predicted** (*pd.Series*) – Predicted values of length [n\_samples]
- **y\_true** (*pd.Series*) – Actual class labels of length [n\_samples]
- **y\_train** (*pd.Series*) – Observed training values of length [n\_samples]
- **X** (*pd.DataFrame* or *np.ndarray*) – Extra data of shape [n\_samples, n\_features] necessary to calculate score
- **sample\_weight** (*pd.DataFrame* or *np.ndarray*) – Sample weights used in computing objective value result

**Returns** Numerical value used to calculate score

**property** `perfect_score(cls)`

Returns the score obtained by evaluating this objective on a perfect model.

**property** `positive_only(cls)`

If True, this objective is only valid for positive data. Defaults to False.

**score**(*self*, *y\_true*, *y\_predicted*, *y\_train=None*, *X=None*, *sample\_weight=None*)

Returns a numerical score indicating performance based on the differences between the predicted and actual values.

**Parameters**

- **y\_predicted** (*pd.Series*) – Predicted values of length [n\_samples]
- **y\_true** (*pd.Series*) – Actual class labels of length [n\_samples]
- **y\_train** (*pd.Series*) – Observed training values of length [n\_samples]
- **X** (*pd.DataFrame* or *np.ndarray*) – Extra data of shape [n\_samples, n\_features] necessary to calculate score
- **sample\_weight** (*pd.DataFrame* or *np.ndarray*) – Sample weights used in computing objective value result

**Returns** score

**property** **score\_needs\_proba**(*cls*)

Returns a boolean determining if the score() method needs probability estimates.

This should be true for objectives which work with predicted probabilities, like log loss or AUC, and false for objectives which compare predicted class labels to the actual labels, like F1 or correlation.

**validate\_inputs**(*self*, *y\_true*, *y\_predicted*)

Validates the input based on a few simple checks.

**Parameters**

- **y\_predicted** (*pd.Series*, or *pd.DataFrame*) – Predicted values of length [n\_samples].
- **y\_true** (*pd.Series*) – Actual class labels of length [n\_samples].

**Raises** **ValueError** – If the inputs are malformed.

## regression\_objective

Base class for all regression objectives.

## Module Contents

### Classes Summary

---

<i>RegressionObjective</i>
----------------------------

Base class for all regression objectives.
---

---

## Contents

### class evalml.objectives.regression\_objective.RegressionObjective

Base class for all regression objectives.

#### Attributes

<b>problem_types</b>	[ProblemTypes.REGRESSION, ProblemTypes.TIME_SERIES_REGRESSION]
----------------------	--

#### Methods

<i>calculate_percent_difference</i>	Calculate the percent difference between scores.
<i>expected_range</i>	Returns the expected range of the objective, which is not necessarily the possible ranges.
<i>greater_is_better</i>	Returns a boolean determining if a greater score indicates better model performance.
<i>is_bounded_like_percentage</i>	Returns whether this objective is bounded between 0 and 1, inclusive.
<i>is_defined_for_problem_type</i>	Returns whether or not an objective is defined for a problem type.
<i>name</i>	Returns a name describing the objective.
<i>objective_function</i>	Computes the relative value of the provided predictions compared to the actual labels, according a specified metric.
<i>perfect_score</i>	Returns the score obtained by evaluating this objective on a perfect model.
<i>positive_only</i>	If True, this objective is only valid for positive data. Defaults to False.
<i>score</i>	Returns a numerical score indicating performance based on the differences between the predicted and actual values.
<i>score_needs_proba</i>	Returns a boolean determining if the score() method needs probability estimates.
<i>validate_inputs</i>	Validates the input based on a few simple checks.

### classmethod calculate\_percent\_difference(cls, score, baseline\_score)

Calculate the percent difference between scores.

#### Parameters

- **score** (*float*) – A score. Output of the score method of this objective.
- **baseline\_score** (*float*) – A score. Output of the score method of this objective. In practice, this is the score achieved on this objective with a baseline estimator.

#### Returns

**The percent difference between the scores. Note that for objectives that can be interpreted as percentages, this will be the difference between the reference score and score. For all other objectives, the difference will be normalized by the reference score.**

**Return type** float

**property** `expected_range(cls)`

Returns the expected range of the objective, which is not necessarily the possible ranges.

For example, our expected R2 range is from [-1, 1], although the actual range is (-inf, 1].

**property** `greater_is_better(cls)`

Returns a boolean determining if a greater score indicates better model performance.

**property** `is_bounded_like_percentage(cls)`

Returns whether this objective is bounded between 0 and 1, inclusive.

**classmethod** `is_defined_for_problem_type(cls, problem_type)`

Returns whether or not an objective is defined for a problem type.

**property** `name(cls)`

Returns a name describing the objective.

**abstract classmethod** `objective_function(cls, y_true, y_predicted, y_train=None, X=None, sample_weight=None)`

Computes the relative value of the provided predictions compared to the actual labels, according a specified metric.

#### Parameters

- **y\_predicted** (*pd.Series*) – Predicted values of length [n\_samples]
- **y\_true** (*pd.Series*) – Actual class labels of length [n\_samples]
- **y\_train** (*pd.Series*) – Observed training values of length [n\_samples]
- **X** (*pd.DataFrame* or *np.ndarray*) – Extra data of shape [n\_samples, n\_features] necessary to calculate score
- **sample\_weight** (*pd.DataFrame* or *np.ndarray*) – Sample weights used in computing objective value result

**Returns** Numerical value used to calculate score

**property** `perfect_score(cls)`

Returns the score obtained by evaluating this objective on a perfect model.

**property** `positive_only(cls)`

If True, this objective is only valid for positive data. Defaults to False.

**score**(*self*, *y\_true*, *y\_predicted*, *y\_train=None*, *X=None*, *sample\_weight=None*)

Returns a numerical score indicating performance based on the differences between the predicted and actual values.

#### Parameters

- **y\_predicted** (*pd.Series*) – Predicted values of length [n\_samples]
- **y\_true** (*pd.Series*) – Actual class labels of length [n\_samples]
- **y\_train** (*pd.Series*) – Observed training values of length [n\_samples]
- **X** (*pd.DataFrame* or *np.ndarray*) – Extra data of shape [n\_samples, n\_features] necessary to calculate score
- **sample\_weight** (*pd.DataFrame* or *np.ndarray*) – Sample weights used in computing objective value result

**Returns** score



**property** `score_needs_proba(cls)`

Returns a boolean determining if the `score()` method needs probability estimates.

This should be true for objectives which work with predicted probabilities, like log loss or AUC, and false for objectives which compare predicted class labels to the actual labels, like F1 or correlation.

**validate\_inputs**(*self*, *y\_true*, *y\_predicted*)

Validates the input based on a few simple checks.

**Parameters**

- **y\_predicted** (*pd.Series*, or *pd.DataFrame*) – Predicted values of length [n\_samples].
- **y\_true** (*pd.Series*) – Actual class labels of length [n\_samples].

**Raises** **ValueError** – If the inputs are malformed.

**sensitivity\_low\_alert**

Sensitivity at Low Alert Rates objective.

**Module Contents****Classes Summary**


---

<i>SensitivityLowAlert</i>	Sensitivity at Low Alert Rates.
----------------------------	---------------------------------

---

**Attributes Summary**


---

<i>logger</i>
---------------

---

**Contents**

`evalml.objectives.sensitivity_low_alert.logger`

**class** `evalml.objectives.sensitivity_low_alert.SensitivityLowAlert(alert_rate=0.01)`

Sensitivity at Low Alert Rates.

**Parameters** **alert\_rate** (*float*) – percentage of top scores to classify as high risk.

**Attributes**

<b>ex-pected_range</b>	[0, 1]
<b>greater_is_better</b>	True
<b>is_bounded_like_percentage</b>	True
<b>name</b>	Sensitivity at Low Alert Rates
<b>perfect_score</b>	1.0
<b>problem_types</b>	[ProblemTypes.BINARY, ProblemTypes.TIME_SERIES_BINARY]
<b>score_needs_proba</b>	True

## Methods

<i>calculate_percent_difference</i>	Calculate the percent difference between scores.
<i>can_optimize_threshold</i>	Returns a boolean determining if we can optimize the binary classification objective threshold.
<i>decision_function</i>	Determine if an observation is high risk given an alert rate.
<i>is_defined_for_problem_type</i>	Returns whether or not an objective is defined for a problem type.
<i>objective_function</i>	Calculate sensitivity across all predictions, using the top alert_rate percent of observations as the predicted positive class.
<i>optimize_threshold</i>	Learn a binary classification threshold which optimizes the current objective.
<i>positive_only</i>	If True, this objective is only valid for positive data. Defaults to False.
<i>score</i>	Returns a numerical score indicating performance based on the differences between the predicted and actual values.
<i>validate_inputs</i>	Validate inputs for scoring.

**classmethod** `calculate_percent_difference(cls, score, baseline_score)`

Calculate the percent difference between scores.

### Parameters

- **score** (*float*) – A score. Output of the score method of this objective.
- **baseline\_score** (*float*) – A score. Output of the score method of this objective. In practice, this is the score achieved on this objective with a baseline estimator.

### Returns

**The percent difference between the scores. Note that for objectives that can be interpreted as percentages, this will be the difference between the reference score and score. For all other objectives, the difference will be normalized by the reference score.**

**Return type** float

**property** `can_optimize_threshold(cls)`

Returns a boolean determining if we can optimize the binary classification objective threshold.

This will be false for any objective that works directly with predicted probabilities, like log loss and AUC. Otherwise, it will be true.

**Returns** Whether or not an objective can be optimized.

**Return type** bool

**decision\_function**(*self*, *ypred\_proba*, *\*\*kwargs*)

Determine if an observation is high risk given an alert rate.

**Parameters**

- **ypred\_proba** (*pd.Series*) – Predicted probabilities.
- **\*\*kwargs** – Additional arbitrary parameters.

**Returns** Whether or not an observation is high risk given an alert rate.

**Return type** *pd.Series*

**classmethod is\_defined\_for\_problem\_type**(*cls*, *problem\_type*)

Returns whether or not an objective is defined for a problem type.

**objective\_function**(*self*, *y\_true*, *y\_predicted*, *\*\*kwargs*)

Calculate sensitivity across all predictions, using the top *alert\_rate* percent of observations as the predicted positive class.

**Parameters**

- **y\_true** (*pd.Series*) – True labels.
- **y\_predicted** (*pd.Series*) – Predicted labels based on *alert\_rate*.
- **\*\*kwargs** – Additional arbitrary parameters.

**Returns** sensitivity using the observations with the top scores as the predicted positive class.

**Return type** float

**optimize\_threshold**(*self*, *ypred\_proba*, *y\_true*, *X=None*)

Learn a binary classification threshold which optimizes the current objective.

**Parameters**

- **ypred\_proba** (*pd.Series*) – The classifier's predicted probabilities
- **y\_true** (*pd.Series*) – The ground truth for the predictions.
- **X** (*pd.DataFrame*, *optional*) – Any extra columns that are needed from training data.

**Returns** Optimal threshold for this objective.

**Raises RuntimeError** – If objective cannot be optimized.

**positive\_only**(*cls*)

If True, this objective is only valid for positive data. Defaults to False.

**score**(*self*, *y\_true*, *y\_predicted*, *y\_train=None*, *X=None*, *sample\_weight=None*)

Returns a numerical score indicating performance based on the differences between the predicted and actual values.

**Parameters**

- **y\_predicted** (*pd.Series*) – Predicted values of length [*n\_samples*]
- **y\_true** (*pd.Series*) – Actual class labels of length [*n\_samples*]
- **y\_train** (*pd.Series*) – Observed training values of length [*n\_samples*]

- **X** (*pd.DataFrame* or *np.ndarray*) – Extra data of shape [n\_samples, n\_features] necessary to calculate score
- **sample\_weight** (*pd.DataFrame* or *np.ndarray*) – Sample weights used in computing objective value result

**Returns** score

**validate\_inputs**(*self*, *y\_true*, *y\_predicted*)

Validate inputs for scoring.

## standard\_metrics

Standard machine learning objective functions.

## Module Contents

### Classes Summary

<i>AccuracyBinary</i>	Accuracy score for binary classification.
<i>AccuracyMulticlass</i>	Accuracy score for multiclass classification.
<i>AUC</i>	AUC score for binary classification.
<i>AUCMacro</i>	AUC score for multiclass classification using macro averaging.
<i>AUCMicro</i>	AUC score for multiclass classification using micro averaging.
<i>AUCWeighted</i>	AUC Score for multiclass classification using weighted averaging.
<i>BalancedAccuracyBinary</i>	Balanced accuracy score for binary classification.
<i>BalancedAccuracyMulticlass</i>	Balanced accuracy score for multiclass classification.
<i>ExpVariance</i>	Explained variance score for regression.
<i>F1</i>	F1 score for binary classification.
<i>F1Macro</i>	F1 score for multiclass classification using macro averaging.
<i>F1Micro</i>	F1 score for multiclass classification using micro averaging.
<i>F1Weighted</i>	F1 score for multiclass classification using weighted averaging.
<i>Gini</i>	Gini coefficient for binary classification.
<i>LogLossBinary</i>	Log Loss for binary classification.
<i>LogLossMulticlass</i>	Log Loss for multiclass classification.
<i>MAE</i>	Mean absolute error for regression.
<i>MAPE</i>	Mean absolute percentage error for time series regression. Scaled by 100 to return a percentage.
<i>MASE</i>	Mean absolute scaled error for time series regression.
<i>MaxError</i>	Maximum residual error for regression.
<i>MCCBinary</i>	Matthews correlation coefficient for binary classification.
<i>MCCMulticlass</i>	Matthews correlation coefficient for multiclass classification.

continues on next page

Table 4 – continued from previous page

<i>MeanSquaredLogError</i>	Mean squared log error for regression.
<i>MedianAE</i>	Median absolute error for regression.
<i>MSE</i>	Mean squared error for regression.
<i>Precision</i>	Precision score for binary classification.
<i>PrecisionMacro</i>	Precision score for multiclass classification using macro-averaging.
<i>PrecisionMicro</i>	Precision score for multiclass classification using micro averaging.
<i>PrecisionWeighted</i>	Precision score for multiclass classification using weighted averaging.
<i>R2</i>	Coefficient of determination for regression.
<i>Recall</i>	Recall score for binary classification.
<i>RecallMacro</i>	Recall score for multiclass classification using macro averaging.
<i>RecallMicro</i>	Recall score for multiclass classification using micro averaging.
<i>RecallWeighted</i>	Recall score for multiclass classification using weighted averaging.
<i>RootMeanSquaredError</i>	Root mean squared error for regression.
<i>RootMeanSquaredLogError</i>	Root mean squared log error for regression.
<i>SMAPE</i>	Symmetric mean absolute percentage error for time series regression. Scaled by 100 to return a percentage.

## Contents

### `class evalml.objectives.standard_metrics.AccuracyBinary`

Accuracy score for binary classification.

#### Example

```
>>> y_true = pd.Series([0, 0, 0, 0, 0, 1, 1, 1, 0, 1, 1])
>>> y_pred = pd.Series([0, 0, 0, 0, 0, 0, 0, 0, 0, 0, 1])
>>> np.testing.assert_almost_equal(AccuracyBinary().objective_function(y_true, y_
→pred), 0.6363636)
```

#### Attributes

<b>ex-pected_range</b>	[0, 1]
<b>greater_is_better</b>	True
<b>is_bounded_like_percentage</b>	True
<b>name</b>	Accuracy Binary
<b>per-fect_score</b>	1.0
<b>prob-lem_types</b>	[ProblemTypes.BINARY, ProblemTypes.TIME_SERIES_BINARY]
<b>score_needs_proba</b>	False

#### Methods

<code>calculate_percent_difference</code>	Calculate the percent difference between scores.
<code>can_optimize_threshold</code>	Returns a boolean determining if we can optimize the binary classification objective threshold.
<code>decision_function</code>	Apply a learned threshold to predicted probabilities to get predicted classes.
<code>is_defined_for_problem_type</code>	Returns whether or not an objective is defined for a problem type.
<code>objective_function</code>	Objective function for accuracy score for binary classification.
<code>optimize_threshold</code>	Learn a binary classification threshold which optimizes the current objective.
<code>positive_only</code>	If True, this objective is only valid for positive data. Defaults to False.
<code>score</code>	Returns a numerical score indicating performance based on the differences between the predicted and actual values.
<code>validate_inputs</code>	Validate inputs for scoring.

**classmethod** `calculate_percent_difference(cls, score, baseline_score)`

Calculate the percent difference between scores.

**Parameters**

- **score** (*float*) – A score. Output of the score method of this objective.
- **baseline\_score** (*float*) – A score. Output of the score method of this objective. In practice, this is the score achieved on this objective with a baseline estimator.

**Returns**

**The percent difference between the scores. Note that for objectives that can be interpreted** as percentages, this will be the difference between the reference score and score. For all other objectives, the difference will be normalized by the reference score.

**Return type** float

**property** `can_optimize_threshold(cls)`

Returns a boolean determining if we can optimize the binary classification objective threshold.

This will be false for any objective that works directly with predicted probabilities, like log loss and AUC. Otherwise, it will be true.

**Returns** Whether or not an objective can be optimized.

**Return type** bool

**decision\_function(*self*, *ypred\_proba*, *threshold*=0.5, *X*=None)**

Apply a learned threshold to predicted probabilities to get predicted classes.

**Parameters**

- **ypred\_proba** (*pd.Series*, *np.ndarray*) – The classifier’s predicted probabilities
- **threshold** (*float*, *optional*) – Threshold used to make a prediction. Defaults to 0.5.
- **X** (*pd.DataFrame*, *optional*) – Any extra columns that are needed from training data.

**Returns** predictions

**classmethod** `is_defined_for_problem_type(cls, problem_type)`

Returns whether or not an objective is defined for a problem type.

**objective\_function**(*self*, *y\_true*, *y\_predicted*, *y\_train=None*, *X=None*, *sample\_weight=None*)

Objective function for accuracy score for binary classification.

**optimize\_threshold**(*self*, *ypred\_proba*, *y\_true*, *X=None*)

Learn a binary classification threshold which optimizes the current objective.

#### Parameters

- **ypred\_proba** (*pd.Series*) – The classifier’s predicted probabilities
- **y\_true** (*pd.Series*) – The ground truth for the predictions.
- **X** (*pd.DataFrame*, *optional*) – Any extra columns that are needed from training data.

**Returns** Optimal threshold for this objective.

**Raises** **RuntimeError** – If objective cannot be optimized.

**positive\_only**(*cls*)

If True, this objective is only valid for positive data. Defaults to False.

**score**(*self*, *y\_true*, *y\_predicted*, *y\_train=None*, *X=None*, *sample\_weight=None*)

Returns a numerical score indicating performance based on the differences between the predicted and actual values.

#### Parameters

- **y\_predicted** (*pd.Series*) – Predicted values of length [n\_samples]
- **y\_true** (*pd.Series*) – Actual class labels of length [n\_samples]
- **y\_train** (*pd.Series*) – Observed training values of length [n\_samples]
- **X** (*pd.DataFrame* or *np.ndarray*) – Extra data of shape [n\_samples, n\_features] necessary to calculate score
- **sample\_weight** (*pd.DataFrame* or *np.ndarray*) – Sample weights used in computing objective value result

**Returns** score

**validate\_inputs**(*self*, *y\_true*, *y\_predicted*)

Validate inputs for scoring.

**class** `evalml.objectives.standard_metrics.AccuracyMulticlass`

Accuracy score for multiclass classification.

### Example

```
>>> y_true = pd.Series([0, 1, 0, 2, 0, 1, 2, 1, 2, 0, 2])
>>> y_pred = pd.Series([0, 0, 0, 0, 1, 1, 1, 1, 2, 2, 2])
>>> np.testing.assert_almost_equal(AccuracyMulticlass().objective_function(y_true,
↪ y_pred), 0.5454545)
```

**Attributes**

<b>ex-pected_range</b>	[0, 1]
<b>greater_is_better</b>	True
<b>is_bounded_like_percentage</b>	True
<b>name</b>	Accuracy Multiclass
<b>perfect_score</b>	1.0
<b>problem_types</b>	[ProblemTypes.MULTICLASS, ProblemTypes.TIME_SERIES_MULTICLASS]
<b>score_needs_problem</b>	True

## Methods

<i>calculate_percent_difference</i>	Calculate the percent difference between scores.
<i>is_defined_for_problem_type</i>	Returns whether or not an objective is defined for a problem type.
<i>objective_function</i>	Objective function for accuracy score for multiclass classification.
<i>positive_only</i>	If True, this objective is only valid for positive data. Defaults to False.
<i>score</i>	Returns a numerical score indicating performance based on the differences between the predicted and actual values.
<i>validate_inputs</i>	Validates the input based on a few simple checks.

**classmethod** `calculate_percent_difference(cls, score, baseline_score)`

Calculate the percent difference between scores.

### Parameters

- **score** (*float*) – A score. Output of the score method of this objective.
- **baseline\_score** (*float*) – A score. Output of the score method of this objective. In practice, this is the score achieved on this objective with a baseline estimator.

### Returns

**The percent difference between the scores. Note that for objectives that can be interpreted as percentages, this will be the difference between the reference score and score. For all other objectives, the difference will be normalized by the reference score.**

**Return type** float

**classmethod** `is_defined_for_problem_type(cls, problem_type)`

Returns whether or not an objective is defined for a problem type.

**objective\_function**(*self*, *y\_true*, *y\_predicted*, *y\_train=None*, *X=None*, *sample\_weight=None*)

Objective function for accuracy score for multiclass classification.

**positive\_only**(*cls*)

If True, this objective is only valid for positive data. Defaults to False.

**score**(*self*, *y\_true*, *y\_predicted*, *y\_train=None*, *X=None*, *sample\_weight=None*)

Returns a numerical score indicating performance based on the differences between the predicted and actual values.

### Parameters



- **y\_predicted** (*pd.Series*) – Predicted values of length [n\_samples]
- **y\_true** (*pd.Series*) – Actual class labels of length [n\_samples]
- **y\_train** (*pd.Series*) – Observed training values of length [n\_samples]
- **X** (*pd.DataFrame* or *np.ndarray*) – Extra data of shape [n\_samples, n\_features] necessary to calculate score
- **sample\_weight** (*pd.DataFrame* or *np.ndarray*) – Sample weights used in computing objective value result

**Returns** score

**validate\_inputs**(*self, y\_true, y\_predicted*)

Validates the input based on a few simple checks.

**Parameters**

- **y\_predicted** (*pd.Series*, or *pd.DataFrame*) – Predicted values of length [n\_samples].
- **y\_true** (*pd.Series*) – Actual class labels of length [n\_samples].

**Raises** **ValueError** – If the inputs are malformed.

**class** evalml.objectives.standard\_metrics.**AUC**

AUC score for binary classification.

### Example

```
>>> y_true = pd.Series([0, 1, 1, 0, 0, 1, 1, 1, 0, 1, 1])
>>> y_pred = pd.Series([0, 0, 0, 0, 0, 0, 0, 0, 0, 0, 1])
>>> np.testing.assert_almost_equal(AUC().objective_function(y_true, y_pred), 0.5714285)
```

### Attributes

<b>expected_range</b>	[0, 1]
<b>greater_is_better</b>	True
<b>is_bounded_like_percentage</b>	True
<b>name</b>	AUC
<b>perfect_score</b>	1.0
<b>problem_types</b>	[ProblemTypes.BINARY, ProblemTypes.TIME_SERIES_BINARY]
<b>score_needs_proba</b>	True

### Methods

<code>calculate_percent_difference</code>	Calculate the percent difference between scores.
<code>can_optimize_threshold</code>	Returns a boolean determining if we can optimize the binary classification objective threshold.
<code>decision_function</code>	Apply a learned threshold to predicted probabilities to get predicted classes.
<code>is_defined_for_problem_type</code>	Returns whether or not an objective is defined for a problem type.
<code>objective_function</code>	Objective function for AUC score for binary classification.
<code>optimize_threshold</code>	Learn a binary classification threshold which optimizes the current objective.
<code>positive_only</code>	If True, this objective is only valid for positive data. Defaults to False.
<code>score</code>	Returns a numerical score indicating performance based on the differences between the predicted and actual values.
<code>validate_inputs</code>	Validate inputs for scoring.

**classmethod** `calculate_percent_difference(cls, score, baseline_score)`

Calculate the percent difference between scores.

#### Parameters

- **score** (*float*) – A score. Output of the score method of this objective.
- **baseline\_score** (*float*) – A score. Output of the score method of this objective. In practice, this is the score achieved on this objective with a baseline estimator.

#### Returns

**The percent difference between the scores. Note that for objectives that can be interpreted** as percentages, this will be the difference between the reference score and score. For all other objectives, the difference will be normalized by the reference score.

**Return type** float

**property** `can_optimize_threshold(cls)`

Returns a boolean determining if we can optimize the binary classification objective threshold.

This will be false for any objective that works directly with predicted probabilities, like log loss and AUC. Otherwise, it will be true.

**Returns** Whether or not an objective can be optimized.

**Return type** bool

**decision\_function(*self*, *ypred\_proba*, *threshold=0.5*, *X=None*)**

Apply a learned threshold to predicted probabilities to get predicted classes.

#### Parameters

- **ypred\_proba** (*pd.Series*, *np.ndarray*) – The classifier’s predicted probabilities
- **threshold** (*float*, *optional*) – Threshold used to make a prediction. Defaults to 0.5.
- **X** (*pd.DataFrame*, *optional*) – Any extra columns that are needed from training data.

**Returns** predictions

**classmethod** `is_defined_for_problem_type(cls, problem_type)`

Returns whether or not an objective is defined for a problem type.

**objective\_function**(*self*, *y\_true*, *y\_predicted*, *y\_train=None*, *X=None*, *sample\_weight=None*)

Objective function for AUC score for binary classification.

**optimize\_threshold**(*self*, *ypred\_proba*, *y\_true*, *X=None*)

Learn a binary classification threshold which optimizes the current objective.

#### Parameters

- **ypred\_proba** (*pd.Series*) – The classifier’s predicted probabilities
- **y\_true** (*pd.Series*) – The ground truth for the predictions.
- **X** (*pd.DataFrame*, *optional*) – Any extra columns that are needed from training data.

**Returns** Optimal threshold for this objective.

**Raises** **RuntimeError** – If objective cannot be optimized.

**positive\_only**(*cls*)

If True, this objective is only valid for positive data. Defaults to False.

**score**(*self*, *y\_true*, *y\_predicted*, *y\_train=None*, *X=None*, *sample\_weight=None*)

Returns a numerical score indicating performance based on the differences between the predicted and actual values.

#### Parameters

- **y\_predicted** (*pd.Series*) – Predicted values of length [n\_samples]
- **y\_true** (*pd.Series*) – Actual class labels of length [n\_samples]
- **y\_train** (*pd.Series*) – Observed training values of length [n\_samples]
- **X** (*pd.DataFrame* or *np.ndarray*) – Extra data of shape [n\_samples, n\_features] necessary to calculate score
- **sample\_weight** (*pd.DataFrame* or *np.ndarray*) – Sample weights used in computing objective value result

**Returns** score

**validate\_inputs**(*self*, *y\_true*, *y\_predicted*)

Validate inputs for scoring.

**class** `evalml.objectives.standard_metrics.AUCMacro`

AUC score for multiclass classification using macro averaging.

### Example

```
>>> y_true = [0, 1, 2, 0, 2, 1]
>>> y_pred = [[0.7, 0.2, 0.1],
...           [0.1, 0.0, 0.9],
...           [0.1, 0.3, 0.6],
...           [0.9, 0.1, 0.0],
...           [0.6, 0.1, 0.3],
...           [0.5, 0.5, 0.0]]
>>> np.testing.assert_almost_equal(AUCMacro().objective_function(y_true, y_pred), 0.
↪ 75)
```

### Attributes

<b>ex-pected_range</b>	[0, 1]
<b>greater_is_better</b>	True
<b>is_bounded_like_percentage</b>	True
<b>name</b>	AUC Macro
<b>perfect_score</b>	1.0
<b>problem_types</b>	[ProblemTypes.MULTICLASS, ProblemTypes.TIME_SERIES_MULTICLASS]
<b>score_needs_proba</b>	True

### Methods

<i>calculate_percent_difference</i>	Calculate the percent difference between scores.
<i>is_defined_for_problem_type</i>	Returns whether or not an objective is defined for a problem type.
<i>objective_function</i>	Objective function for AUC score for multiclass classification using macro-averaging.
<i>positive_only</i>	If True, this objective is only valid for positive data. Defaults to False.
<i>score</i>	Returns a numerical score indicating performance based on the differences between the predicted and actual values.
<i>validate_inputs</i>	Validates the input based on a few simple checks.

**classmethod** `calculate_percent_difference(cls, score, baseline_score)`

Calculate the percent difference between scores.

#### Parameters

- **score** (*float*) – A score. Output of the score method of this objective.
- **baseline\_score** (*float*) – A score. Output of the score method of this objective. In practice, this is the score achieved on this objective with a baseline estimator.

#### Returns

**The percent difference between the scores. Note that for objectives that can be interpreted as percentages, this will be the difference between the reference score and score. For all other objectives, the difference will be normalized by the reference score.**

**Return type** float

**classmethod** `is_defined_for_problem_type(cls, problem_type)`

Returns whether or not an objective is defined for a problem type.

**objective\_function**(*self*, *y\_true*, *y\_predicted*, *y\_train=None*, *X=None*, *sample\_weight=None*)

Objective function for AUC score for multiclass classification using macro-averaging.

**positive\_only**(*cls*)

If True, this objective is only valid for positive data. Defaults to False.

**score**(*self*, *y\_true*, *y\_predicted*, *y\_train=None*, *X=None*, *sample\_weight=None*)

Returns a numerical score indicating performance based on the differences between the predicted and actual values.

**Parameters**

- **y\_predicted** (*pd.Series*) – Predicted values of length [n\_samples]
- **y\_true** (*pd.Series*) – Actual class labels of length [n\_samples]
- **y\_train** (*pd.Series*) – Observed training values of length [n\_samples]
- **X** (*pd.DataFrame* or *np.ndarray*) – Extra data of shape [n\_samples, n\_features] necessary to calculate score
- **sample\_weight** (*pd.DataFrame* or *np.ndarray*) – Sample weights used in computing objective value result

**Returns** score**validate\_inputs**(*self*, *y\_true*, *y\_predicted*)

Validates the input based on a few simple checks.

**Parameters**

- **y\_predicted** (*pd.Series*, or *pd.DataFrame*) – Predicted values of length [n\_samples].
- **y\_true** (*pd.Series*) – Actual class labels of length [n\_samples].

**Raises ValueError** – If the inputs are malformed.**class** evalml.objectives.standard\_metrics.**AUCMicro**

AUC score for multiclass classification using micro averaging.

**Example**

```
>>> y_true = [0, 1, 2, 0, 2, 1]
>>> y_pred = [[0.7, 0.2, 0.1],
...           [0.3, 0.5, 0.2],
...           [0.1, 0.3, 0.6],
...           [0.9, 0.1, 0.0],
...           [0.3, 0.1, 0.6],
...           [0.5, 0.5, 0.0]]
>>> np.testing.assert_almost_equal(AUCMicro().objective_function(y_true, y_pred), 0.
↪ 9861111)
```

**Attributes**

<b>ex-pected_range</b>	[0, 1]
<b>greater_is_better</b>	True
<b>is_bounded_like_percentage</b>	True
<b>name</b>	AUC Micro
<b>perfect_score</b>	1.0
<b>problem_types</b>	[ProblemTypes.MULTICLASS, ProblemTypes.TIME_SERIES_MULTICLASS]
<b>score_needs_proba</b>	True

**Methods**

<code>calculate_percent_difference</code>	Calculate the percent difference between scores.
<code>is_defined_for_problem_type</code>	Returns whether or not an objective is defined for a problem type.
<code>objective_function</code>	Objective function for AUC score for multiclass classification using micro-averaging.
<code>positive_only</code>	If True, this objective is only valid for positive data. Defaults to False.
<code>score</code>	Returns a numerical score indicating performance based on the differences between the predicted and actual values.
<code>validate_inputs</code>	Validates the input based on a few simple checks.

**classmethod** `calculate_percent_difference`(*cls*, *score*, *baseline\_score*)

Calculate the percent difference between scores.

**Parameters**

- **score** (*float*) – A score. Output of the score method of this objective.
- **baseline\_score** (*float*) – A score. Output of the score method of this objective. In practice, this is the score achieved on this objective with a baseline estimator.

**Returns**

**The percent difference between the scores. Note that for objectives that can be interpreted** as percentages, this will be the difference between the reference score and score. For all other objectives, the difference will be normalized by the reference score.

**Return type** float

**classmethod** `is_defined_for_problem_type`(*cls*, *problem\_type*)

Returns whether or not an objective is defined for a problem type.

**objective\_function**(*self*, *y\_true*, *y\_predicted*, *y\_train=None*, *X=None*, *sample\_weight=None*)

Objective function for AUC score for multiclass classification using micro-averaging.

**positive\_only**(*cls*)

If True, this objective is only valid for positive data. Defaults to False.

**score**(*self*, *y\_true*, *y\_predicted*, *y\_train=None*, *X=None*, *sample\_weight=None*)

Returns a numerical score indicating performance based on the differences between the predicted and actual values.

**Parameters**

- **y\_predicted** (*pd.Series*) – Predicted values of length [n\_samples]
- **y\_true** (*pd.Series*) – Actual class labels of length [n\_samples]
- **y\_train** (*pd.Series*) – Observed training values of length [n\_samples]
- **X** (*pd.DataFrame* or *np.ndarray*) – Extra data of shape [n\_samples, n\_features] necessary to calculate score
- **sample\_weight** (*pd.DataFrame* or *np.ndarray*) – Sample weights used in computing objective value result

**Returns** score

**validate\_inputs**(*self*, *y\_true*, *y\_predicted*)

Validates the input based on a few simple checks.

#### Parameters

- **y\_predicted** (*pd.Series*, or *pd.DataFrame*) – Predicted values of length [n\_samples].
- **y\_true** (*pd.Series*) – Actual class labels of length [n\_samples].

**Raises ValueError** – If the inputs are malformed.

**class** evalml.objectives.standard\_metrics.**AUCWeighted**

AUC Score for multiclass classification using weighted averaging.

#### Example

```
>>> y_true = [0, 1, 2, 0, 2, 1]
>>> y_pred = [[0.7, 0.2, 0.1],
...           [0.1, 0.0, 0.9],
...           [0.1, 0.3, 0.6],
...           [0.1, 0.2, 0.7],
...           [0.6, 0.1, 0.3],
...           [0.5, 0.2, 0.3]]
>>> np.testing.assert_almost_equal(AUCWeighted().objective_function(y_true, y_pred),
→ 0.4375)
```

#### Attributes

<b>ex-pected_range</b>	[0, 1]
<b>greater_is_better</b>	True
<b>is_bounded_like_percentage</b>	True
<b>name</b>	AUC Weighted
<b>perfect_score</b>	1.0
<b>problem_types</b>	[ProblemTypes.MULTICLASS, ProblemTypes.TIME_SERIES_MULTICLASS]
<b>score_needs_proba</b>	True

#### Methods

<a href="#"><i>calculate_percent_difference</i></a>	Calculate the percent difference between scores.
<a href="#"><i>is_defined_for_problem_type</i></a>	Returns whether or not an objective is defined for a problem type.
<a href="#"><i>objective_function</i></a>	Objective function for AUC Score for multiclass classification using weighted averaging.
<a href="#"><i>positive_only</i></a>	If True, this objective is only valid for positive data. Defaults to False.
<a href="#"><i>score</i></a>	Returns a numerical score indicating performance based on the differences between the predicted and actual values.
<a href="#"><i>validate_inputs</i></a>	Validates the input based on a few simple checks.

**classmethod** `calculate_percent_difference(cls, score, baseline_score)`

Calculate the percent difference between scores.

**Parameters**

- **score** (*float*) – A score. Output of the score method of this objective.
- **baseline\_score** (*float*) – A score. Output of the score method of this objective. In practice, this is the score achieved on this objective with a baseline estimator.

**Returns**

**The percent difference between the scores. Note that for objectives that can be interpreted** as percentages, this will be the difference between the reference score and score. For all other objectives, the difference will be normalized by the reference score.

**Return type** `float`

**classmethod** `is_defined_for_problem_type(cls, problem_type)`

Returns whether or not an objective is defined for a problem type.

**objective\_function**(*self*, *y\_true*, *y\_predicted*, *y\_train=None*, *X=None*, *sample\_weight=None*)

Objective function for AUC Score for multiclass classification using weighted averaging.

**positive\_only**(*cls*)

If True, this objective is only valid for positive data. Defaults to False.

**score**(*self*, *y\_true*, *y\_predicted*, *y\_train=None*, *X=None*, *sample\_weight=None*)

Returns a numerical score indicating performance based on the differences between the predicted and actual values.

**Parameters**

- **y\_predicted** (*pd.Series*) – Predicted values of length [n\_samples]
- **y\_true** (*pd.Series*) – Actual class labels of length [n\_samples]
- **y\_train** (*pd.Series*) – Observed training values of length [n\_samples]
- **X** (*pd.DataFrame* or *np.ndarray*) – Extra data of shape [n\_samples, n\_features] necessary to calculate score
- **sample\_weight** (*pd.DataFrame* or *np.ndarray*) – Sample weights used in computing objective value result

**Returns** `score`

**validate\_inputs**(*self*, *y\_true*, *y\_predicted*)

Validates the input based on a few simple checks.

**Parameters**

- **y\_predicted** (*pd.Series*, or *pd.DataFrame*) – Predicted values of length [n\_samples].
- **y\_true** (*pd.Series*) – Actual class labels of length [n\_samples].

**Raises ValueError** – If the inputs are malformed.

**class** `evalml.objectives.standard_metrics.BalancedAccuracyBinary`

Balanced accuracy score for binary classification.



## Example

```
>>> y_true = pd.Series([0, 0, 0, 0, 0, 1, 1, 1, 0, 1, 1])
>>> y_pred = pd.Series([0, 0, 0, 0, 0, 0, 0, 0, 0, 0, 1])
>>> np.testing.assert_almost_equal(BalancedAccuracyBinary().objective_function(y_
↪true, y_pred), 0.60)
```

## Attributes

<b>ex-pected_range</b>	[0, 1]
<b>greater_is_better</b>	True
<b>is_bounded_like_percentage</b>	True
<b>name</b>	Balanced Accuracy Binary
<b>per-fect_score</b>	1.0
<b>prob-lem_types</b>	[ProblemTypes.BINARY, ProblemTypes.TIME_SERIES_BINARY]
<b>score_needs_proba</b>	False

## Methods

<i>calculate_percent_difference</i>	Calculate the percent difference between scores.
<i>can_optimize_threshold</i>	Returns a boolean determining if we can optimize the binary classification objective threshold.
<i>decision_function</i>	Apply a learned threshold to predicted probabilities to get predicted classes.
<i>is_defined_for_problem_type</i>	Returns whether or not an objective is defined for a problem type.
<i>objective_function</i>	Objective function for accuracy score for balanced accuracy for binary classification.
<i>optimize_threshold</i>	Learn a binary classification threshold which optimizes the current objective.
<i>positive_only</i>	If True, this objective is only valid for positive data. Defaults to False.
<i>score</i>	Returns a numerical score indicating performance based on the differences between the predicted and actual values.
<i>validate_inputs</i>	Validate inputs for scoring.

**classmethod** `calculate_percent_difference`(cls, score, baseline\_score)

Calculate the percent difference between scores.

### Parameters

- **score** (*float*) – A score. Output of the score method of this objective.
- **baseline\_score** (*float*) – A score. Output of the score method of this objective. In practice, this is the score achieved on this objective with a baseline estimator.

### Returns

**The percent difference between the scores. Note that for objectives that can be interpreted as percentages, this will be the difference between the reference score and score. For all other objectives, the difference will be normalized by the reference score.**

**Return type** float

**property** `can_optimize_threshold(cls)`

Returns a boolean determining if we can optimize the binary classification objective threshold.

This will be false for any objective that works directly with predicted probabilities, like log loss and AUC. Otherwise, it will be true.

**Returns** Whether or not an objective can be optimized.

**Return type** bool

**decision\_function**(*self*, *ypred\_proba*, *threshold=0.5*, *X=None*)

Apply a learned threshold to predicted probabilities to get predicted classes.

**Parameters**

- **ypred\_proba** (*pd.Series*, *np.ndarray*) – The classifier’s predicted probabilities
- **threshold** (*float*, *optional*) – Threshold used to make a prediction. Defaults to 0.5.
- **X** (*pd.DataFrame*, *optional*) – Any extra columns that are needed from training data.

**Returns** predictions

**classmethod** `is_defined_for_problem_type(cls, problem_type)`

Returns whether or not an objective is defined for a problem type.

**objective\_function**(*self*, *y\_true*, *y\_predicted*, *y\_train=None*, *X=None*, *sample\_weight=None*)

Objective function for accuracy score for balanced accuracy for binary classification.

**optimize\_threshold**(*self*, *ypred\_proba*, *y\_true*, *X=None*)

Learn a binary classification threshold which optimizes the current objective.

**Parameters**

- **ypred\_proba** (*pd.Series*) – The classifier’s predicted probabilities
- **y\_true** (*pd.Series*) – The ground truth for the predictions.
- **X** (*pd.DataFrame*, *optional*) – Any extra columns that are needed from training data.

**Returns** Optimal threshold for this objective.

**Raises** **RuntimeError** – If objective cannot be optimized.

**positive\_only**(*cls*)

If True, this objective is only valid for positive data. Defaults to False.

**score**(*self*, *y\_true*, *y\_predicted*, *y\_train=None*, *X=None*, *sample\_weight=None*)

Returns a numerical score indicating performance based on the differences between the predicted and actual values.

**Parameters**

- **y\_predicted** (*pd.Series*) – Predicted values of length [n\_samples]
- **y\_true** (*pd.Series*) – Actual class labels of length [n\_samples]
- **y\_train** (*pd.Series*) – Observed training values of length [n\_samples]
- **X** (*pd.DataFrame* or *np.ndarray*) – Extra data of shape [n\_samples, n\_features] necessary to calculate score
- **sample\_weight** (*pd.DataFrame* or *np.ndarray*) – Sample weights used in computing objective value result

**Returns** score

**validate\_inputs**(*self*, *y\_true*, *y\_predicted*)

Validate inputs for scoring.

**class** evalml.objectives.standard\_metrics.BalancedAccuracyMulticlass

Balanced accuracy score for multiclass classification.

### Example

```
>>> y_true = pd.Series([0, 1, 0, 2, 0, 1, 2, 1, 2, 0, 2])
>>> y_pred = pd.Series([0, 0, 0, 0, 1, 1, 1, 1, 2, 2, 2])
>>> np.testing.assert_almost_equal(BalancedAccuracyMulticlass().objective_
↪ function(y_true, y_pred), 0.555555)
```

### Attributes

<b>ex-pected_range</b>	[0, 1]
<b>greater_is_better</b>	True
<b>is_bounded_like_percentage</b>	True
<b>name</b>	Balanced Accuracy Multiclass
<b>perfect_score</b>	1.0
<b>problem_types</b>	[ProblemTypes.MULTICLASS, ProblemTypes.TIME_SERIES_MULTICLASS]
<b>score_needs_proba</b>	True

### Methods

<i>calculate_percent_difference</i>	Calculate the percent difference between scores.
<i>is_defined_for_problem_type</i>	Returns whether or not an objective is defined for a problem type.
<i>objective_function</i>	Objective function for accuracy score for balanced accuracy for multiclass classification.
<i>positive_only</i>	If True, this objective is only valid for positive data. Defaults to False.
<i>score</i>	Returns a numerical score indicating performance based on the differences between the predicted and actual values.
<i>validate_inputs</i>	Validates the input based on a few simple checks.

**classmethod** **calculate\_percent\_difference**(*cls*, *score*, *baseline\_score*)

Calculate the percent difference between scores.

#### Parameters

- **score** (*float*) – A score. Output of the score method of this objective.
- **baseline\_score** (*float*) – A score. Output of the score method of this objective. In practice, this is the score achieved on this objective with a baseline estimator.

#### Returns

**The percent difference between the scores.** Note that for objectives that can be interpreted as percentages, this will be the difference between the reference score and score. For all other objectives, the difference will be normalized by the reference score.

**Return type** float

**classmethod** `is_defined_for_problem_type(cls, problem_type)`

Returns whether or not an objective is defined for a problem type.

**objective\_function**(*self*, *y\_true*, *y\_predicted*, *y\_train=None*, *X=None*, *sample\_weight=None*)

Objective function for accuracy score for balanced accuracy for multiclass classification.

**positive\_only**(*cls*)

If True, this objective is only valid for positive data. Defaults to False.

**score**(*self*, *y\_true*, *y\_predicted*, *y\_train=None*, *X=None*, *sample\_weight=None*)

Returns a numerical score indicating performance based on the differences between the predicted and actual values.

#### Parameters

- **y\_predicted** (*pd.Series*) – Predicted values of length [n\_samples]
- **y\_true** (*pd.Series*) – Actual class labels of length [n\_samples]
- **y\_train** (*pd.Series*) – Observed training values of length [n\_samples]
- **X** (*pd.DataFrame* or *np.ndarray*) – Extra data of shape [n\_samples, n\_features] necessary to calculate score
- **sample\_weight** (*pd.DataFrame* or *np.ndarray*) – Sample weights used in computing objective value result

**Returns** score

**validate\_inputs**(*self*, *y\_true*, *y\_predicted*)

Validates the input based on a few simple checks.

#### Parameters

- **y\_predicted** (*pd.Series*, or *pd.DataFrame*) – Predicted values of length [n\_samples].
- **y\_true** (*pd.Series*) – Actual class labels of length [n\_samples].

**Raises ValueError** – If the inputs are malformed.

**class** `evalml.objectives.standard_metrics.ExpVariance`

Explained variance score for regression.

### Example

```
>>> y_true = pd.Series([1.5, 2, 3, 1, 0.5, 1, 2.5, 2.5, 1, 0.5, 2])
>>> y_pred = pd.Series([1.5, 2.5, 2, 1, 0.5, 1, 3, 2.25, 0.75, 0.25, 1.75])
>>> np.testing.assert_almost_equal(ExpVariance().objective_function(y_true, y_pred),
→ 0.7760736)
```

#### Attributes

<b>ex-pected_range</b>	None
<b>greater_is_better</b>	True
<b>is_bounded_like_percentage</b>	False
<b>name</b>	ExpVariance
<b>per-fect_score</b>	1.0
<b>prob-lem_types</b>	[ProblemTypes.REGRESSION, ProblemTypes.TIME_SERIES_REGRESSION]
<b>score_needs_problem</b>	True

## Methods

<i>calculate_percent_difference</i>	Calculate the percent difference between scores.
<i>is_defined_for_problem_type</i>	Returns whether or not an objective is defined for a problem type.
<i>objective_function</i>	Objective function for explained variance score for regression.
<i>positive_only</i>	If True, this objective is only valid for positive data. Defaults to False.
<i>score</i>	Returns a numerical score indicating performance based on the differences between the predicted and actual values.
<i>validate_inputs</i>	Validates the input based on a few simple checks.

**classmethod** `calculate_percent_difference(cls, score, baseline_score)`

Calculate the percent difference between scores.

### Parameters

- **score** (*float*) – A score. Output of the score method of this objective.
- **baseline\_score** (*float*) – A score. Output of the score method of this objective. In practice, this is the score achieved on this objective with a baseline estimator.

### Returns

**The percent difference between the scores. Note that for objectives that can be interpreted as percentages, this will be the difference between the reference score and score. For all other objectives, the difference will be normalized by the reference score.**

**Return type** float

**classmethod** `is_defined_for_problem_type(cls, problem_type)`

Returns whether or not an objective is defined for a problem type.

**objective\_function**(*self, y\_true, y\_predicted, y\_train=None, X=None, sample\_weight=None*)

Objective function for explained variance score for regression.

**positive\_only**(*cls*)

If True, this objective is only valid for positive data. Defaults to False.

**score**(*self, y\_true, y\_predicted, y\_train=None, X=None, sample\_weight=None*)

Returns a numerical score indicating performance based on the differences between the predicted and actual values.

### Parameters

- **y\_predicted** (*pd.Series*) – Predicted values of length [n\_samples]
- **y\_true** (*pd.Series*) – Actual class labels of length [n\_samples]
- **y\_train** (*pd.Series*) – Observed training values of length [n\_samples]
- **X** (*pd.DataFrame* or *np.ndarray*) – Extra data of shape [n\_samples, n\_features] necessary to calculate score
- **sample\_weight** (*pd.DataFrame* or *np.ndarray*) – Sample weights used in computing objective value result

**Returns** score

**validate\_inputs**(*self, y\_true, y\_predicted*)

Validates the input based on a few simple checks.

**Parameters**

- **y\_predicted** (*pd.Series*, or *pd.DataFrame*) – Predicted values of length [n\_samples].
- **y\_true** (*pd.Series*) – Actual class labels of length [n\_samples].

**Raises ValueError** – If the inputs are malformed.

**class** evalml.objectives.standard\_metrics.F1

F1 score for binary classification.

### Example

```
>>> y_true = pd.Series([0, 1, 1, 0, 0, 1, 1, 1, 0, 1, 1])
>>> y_pred = pd.Series([0, 0, 0, 0, 0, 0, 0, 0, 0, 0, 1])
>>> np.testing.assert_almost_equal(F1().objective_function(y_true, y_pred), 0.25)
```

### Attributes

<b>expected_range</b>	[0, 1]
<b>greater_is_better</b>	True
<b>is_bounded_like_percentage</b>	True
<b>name</b>	F1
<b>perfect_score</b>	1.0
<b>problem_types</b>	[ProblemTypes.BINARY, ProblemTypes.TIME_SERIES_BINARY]
<b>score_needs_proba</b>	False

### Methods

<code>calculate_percent_difference</code>	Calculate the percent difference between scores.
<code>can_optimize_threshold</code>	Returns a boolean determining if we can optimize the binary classification objective threshold.
<code>decision_function</code>	Apply a learned threshold to predicted probabilities to get predicted classes.
<code>is_defined_for_problem_type</code>	Returns whether or not an objective is defined for a problem type.
<code>objective_function</code>	Objective function for F1 score for binary classification.
<code>optimize_threshold</code>	Learn a binary classification threshold which optimizes the current objective.
<code>positive_only</code>	If True, this objective is only valid for positive data. Defaults to False.
<code>score</code>	Returns a numerical score indicating performance based on the differences between the predicted and actual values.
<code>validate_inputs</code>	Validate inputs for scoring.

**classmethod** `calculate_percent_difference(cls, score, baseline_score)`

Calculate the percent difference between scores.

**Parameters**

- **score** (*float*) – A score. Output of the score method of this objective.
- **baseline\_score** (*float*) – A score. Output of the score method of this objective. In practice, this is the score achieved on this objective with a baseline estimator.

**Returns**

**The percent difference between the scores. Note that for objectives that can be interpreted** as percentages, this will be the difference between the reference score and score. For all other objectives, the difference will be normalized by the reference score.

**Return type** float

**property** `can_optimize_threshold(cls)`

Returns a boolean determining if we can optimize the binary classification objective threshold.

This will be false for any objective that works directly with predicted probabilities, like log loss and AUC. Otherwise, it will be true.

**Returns** Whether or not an objective can be optimized.

**Return type** bool

**decision\_function(*self*, *ypred\_proba*, *threshold=0.5*, *X=None*)**

Apply a learned threshold to predicted probabilities to get predicted classes.

**Parameters**

- **ypred\_proba** (*pd.Series*, *np.ndarray*) – The classifier’s predicted probabilities
- **threshold** (*float*, *optional*) – Threshold used to make a prediction. Defaults to 0.5.
- **X** (*pd.DataFrame*, *optional*) – Any extra columns that are needed from training data.

**Returns** predictions

**classmethod** `is_defined_for_problem_type(cls, problem_type)`

Returns whether or not an objective is defined for a problem type.

**objective\_function**(*self*, *y\_true*, *y\_predicted*, *y\_train=None*, *X=None*, *sample\_weight=None*)

Objective function for F1 score for binary classification.

**optimize\_threshold**(*self*, *ypred\_proba*, *y\_true*, *X=None*)

Learn a binary classification threshold which optimizes the current objective.

**Parameters**

- **ypred\_proba** (*pd.Series*) – The classifier’s predicted probabilities
- **y\_true** (*pd.Series*) – The ground truth for the predictions.
- **X** (*pd.DataFrame*, *optional*) – Any extra columns that are needed from training data.

**Returns** Optimal threshold for this objective.

**Raises** **RuntimeError** – If objective cannot be optimized.

**positive\_only**(*cls*)

If True, this objective is only valid for positive data. Defaults to False.

**score**(*self*, *y\_true*, *y\_predicted*, *y\_train=None*, *X=None*, *sample\_weight=None*)

Returns a numerical score indicating performance based on the differences between the predicted and actual values.

**Parameters**

- **y\_predicted** (*pd.Series*) – Predicted values of length [n\_samples]
- **y\_true** (*pd.Series*) – Actual class labels of length [n\_samples]
- **y\_train** (*pd.Series*) – Observed training values of length [n\_samples]
- **X** (*pd.DataFrame* or *np.ndarray*) – Extra data of shape [n\_samples, n\_features] necessary to calculate score
- **sample\_weight** (*pd.DataFrame* or *np.ndarray*) – Sample weights used in computing objective value result

**Returns** score

**validate\_inputs**(*self*, *y\_true*, *y\_predicted*)

Validate inputs for scoring.

**class** `evalml.objectives.standard_metrics.F1Macro`

F1 score for multiclass classification using macro averaging.

## Example

```
>>> y_true = pd.Series([0, 1, 0, 2, 0, 1, 2, 1, 2, 0, 2])
>>> y_pred = pd.Series([0, 0, 0, 0, 1, 1, 1, 1, 2, 2, 2])
>>> np.testing.assert_almost_equal(F1Macro().objective_function(y_true, y_pred), 0.
↪ 5476190)
```

**Attributes**



<b>ex-pected_range</b>	[0, 1]
<b>greater_is_better</b>	True
<b>is_bounded_like_percentage</b>	True
<b>name</b>	F1 Macro
<b>perfect_score</b>	1.0
<b>problem_types</b>	[ProblemTypes.MULTICLASS, ProblemTypes.TIME_SERIES_MULTICLASS]
<b>score_needs_problem</b>	True

## Methods

<i>calculate_percent_difference</i>	Calculate the percent difference between scores.
<i>is_defined_for_problem_type</i>	Returns whether or not an objective is defined for a problem type.
<i>objective_function</i>	Objective function for F1 score for multiclass classification using macro averaging.
<i>positive_only</i>	If True, this objective is only valid for positive data. Defaults to False.
<i>score</i>	Returns a numerical score indicating performance based on the differences between the predicted and actual values.
<i>validate_inputs</i>	Validates the input based on a few simple checks.

**classmethod** `calculate_percent_difference(cls, score, baseline_score)`

Calculate the percent difference between scores.

### Parameters

- **score** (*float*) – A score. Output of the score method of this objective.
- **baseline\_score** (*float*) – A score. Output of the score method of this objective. In practice, this is the score achieved on this objective with a baseline estimator.

### Returns

**The percent difference between the scores. Note that for objectives that can be interpreted as percentages, this will be the difference between the reference score and score. For all other objectives, the difference will be normalized by the reference score.**

**Return type** float

**classmethod** `is_defined_for_problem_type(cls, problem_type)`

Returns whether or not an objective is defined for a problem type.

**objective\_function**(*self, y\_true, y\_predicted, y\_train=None, X=None, sample\_weight=None*)

Objective function for F1 score for multiclass classification using macro averaging.

**positive\_only**(*cls*)

If True, this objective is only valid for positive data. Defaults to False.

**score**(*self, y\_true, y\_predicted, y\_train=None, X=None, sample\_weight=None*)

Returns a numerical score indicating performance based on the differences between the predicted and actual values.

### Parameters

- **y\_predicted** (*pd.Series*) – Predicted values of length [n\_samples]
- **y\_true** (*pd.Series*) – Actual class labels of length [n\_samples]
- **y\_train** (*pd.Series*) – Observed training values of length [n\_samples]
- **X** (*pd.DataFrame* or *np.ndarray*) – Extra data of shape [n\_samples, n\_features] necessary to calculate score
- **sample\_weight** (*pd.DataFrame* or *np.ndarray*) – Sample weights used in computing objective value result

**Returns** score

**validate\_inputs**(*self*, *y\_true*, *y\_predicted*)

Validates the input based on a few simple checks.

**Parameters**

- **y\_predicted** (*pd.Series*, or *pd.DataFrame*) – Predicted values of length [n\_samples].
- **y\_true** (*pd.Series*) – Actual class labels of length [n\_samples].

**Raises ValueError** – If the inputs are malformed.

**class** evalml.objectives.standard\_metrics.**F1Micro**

F1 score for multiclass classification using micro averaging.

### Example

```
>>> y_true = pd.Series([0, 1, 0, 2, 0, 1, 2, 1, 2, 0, 2])
>>> y_pred = pd.Series([0, 0, 0, 0, 1, 1, 1, 1, 2, 2, 2])
>>> np.testing.assert_almost_equal(F1Micro().objective_function(y_true, y_pred), 0.5454545)
```

### Attributes

<b>ex-pected_range</b>	[0, 1]
<b>greater_is_better</b>	True
<b>is_bounded_like_percentage</b>	True
<b>name</b>	F1 Micro
<b>perfect_score</b>	1.0
<b>problem_types</b>	[ProblemTypes.MULTICLASS, ProblemTypes.TIME_SERIES_MULTICLASS]
<b>score_needs_proba</b>	False

### Methods

<code>calculate_percent_difference</code>	Calculate the percent difference between scores.
<code>is_defined_for_problem_type</code>	Returns whether or not an objective is defined for a problem type.
<code>objective_function</code>	Objective function for F1 score for multiclass classification.
<code>positive_only</code>	If True, this objective is only valid for positive data. Defaults to False.
<code>score</code>	Returns a numerical score indicating performance based on the differences between the predicted and actual values.
<code>validate_inputs</code>	Validates the input based on a few simple checks.

**classmethod** `calculate_percent_difference`(*cls*, *score*, *baseline\_score*)

Calculate the percent difference between scores.

#### Parameters

- **score** (*float*) – A score. Output of the score method of this objective.
- **baseline\_score** (*float*) – A score. Output of the score method of this objective. In practice, this is the score achieved on this objective with a baseline estimator.

#### Returns

**The percent difference between the scores. Note that for objectives that can be interpreted** as percentages, this will be the difference between the reference score and score. For all other objectives, the difference will be normalized by the reference score.

**Return type** float

**classmethod** `is_defined_for_problem_type`(*cls*, *problem\_type*)

Returns whether or not an objective is defined for a problem type.

**objective\_function**(*self*, *y\_true*, *y\_predicted*, *y\_train=None*, *X=None*, *sample\_weight=None*)

Objective function for F1 score for multiclass classification.

**positive\_only**(*cls*)

If True, this objective is only valid for positive data. Defaults to False.

**score**(*self*, *y\_true*, *y\_predicted*, *y\_train=None*, *X=None*, *sample\_weight=None*)

Returns a numerical score indicating performance based on the differences between the predicted and actual values.

#### Parameters

- **y\_predicted** (*pd.Series*) – Predicted values of length [n\_samples]
- **y\_true** (*pd.Series*) – Actual class labels of length [n\_samples]
- **y\_train** (*pd.Series*) – Observed training values of length [n\_samples]
- **X** (*pd.DataFrame* or *np.ndarray*) – Extra data of shape [n\_samples, n\_features] necessary to calculate score
- **sample\_weight** (*pd.DataFrame* or *np.ndarray*) – Sample weights used in computing objective value result

**Returns** score

**validate\_inputs**(*self*, *y\_true*, *y\_predicted*)

Validates the input based on a few simple checks.

**Parameters**

- **y\_predicted** (*pd.Series*, or *pd.DataFrame*) – Predicted values of length [n\_samples].
- **y\_true** (*pd.Series*) – Actual class labels of length [n\_samples].

**Raises** **ValueError** – If the inputs are malformed.

**class** evalml.objectives.standard\_metrics.**F1Weighted**

F1 score for multiclass classification using weighted averaging.

**Example**

```
>>> y_true = pd.Series([0, 1, 0, 2, 0, 1, 2, 1, 2, 0, 2])
>>> y_pred = pd.Series([0, 0, 0, 0, 1, 1, 1, 1, 2, 2, 2])
>>> np.testing.assert_almost_equal(F1Weighted().objective_function(y_true, y_pred),
→0.5454545)
```

**Attributes**

<b>ex-pected_range</b>	[0, 1]
<b>greater_is_better</b>	True
<b>is_bounded_like_percentage</b>	True
<b>name</b>	F1 Weighted
<b>perfect_score</b>	1.0
<b>problem_types</b>	[ProblemTypes.MULTICLASS, ProblemTypes.TIME_SERIES_MULTICLASS]
<b>score_needs_proba</b>	True

**Methods**

<i>calculate_percent_difference</i>	Calculate the percent difference between scores.
<i>is_defined_for_problem_type</i>	Returns whether or not an objective is defined for a problem type.
<i>objective_function</i>	Objective function for F1 score for multiclass classification using weighted averaging.
<i>positive_only</i>	If True, this objective is only valid for positive data. Defaults to False.
<i>score</i>	Returns a numerical score indicating performance based on the differences between the predicted and actual values.
<i>validate_inputs</i>	Validates the input based on a few simple checks.

**classmethod** **calculate\_percent\_difference**(*cls*, *score*, *baseline\_score*)

Calculate the percent difference between scores.

**Parameters**

- **score** (*float*) – A score. Output of the score method of this objective.
- **baseline\_score** (*float*) – A score. Output of the score method of this objective. In practice, this is the score achieved on this objective with a baseline estimator.

#### Returns

**The percent difference between the scores. Note that for objectives that can be interpreted as percentages, this will be the difference between the reference score and score. For all other objectives, the difference will be normalized by the reference score.**

**Return type** float

**classmethod** `is_defined_for_problem_type(cls, problem_type)`

Returns whether or not an objective is defined for a problem type.

**objective\_function**(*self*, *y\_true*, *y\_predicted*, *y\_train=None*, *X=None*, *sample\_weight=None*)

Objective function for F1 score for multiclass classification using weighted averaging.

**positive\_only**(*cls*)

If True, this objective is only valid for positive data. Defaults to False.

**score**(*self*, *y\_true*, *y\_predicted*, *y\_train=None*, *X=None*, *sample\_weight=None*)

Returns a numerical score indicating performance based on the differences between the predicted and actual values.

#### Parameters

- **y\_predicted** (*pd.Series*) – Predicted values of length [n\_samples]
- **y\_true** (*pd.Series*) – Actual class labels of length [n\_samples]
- **y\_train** (*pd.Series*) – Observed training values of length [n\_samples]
- **X** (*pd.DataFrame* or *np.ndarray*) – Extra data of shape [n\_samples, n\_features] necessary to calculate score
- **sample\_weight** (*pd.DataFrame* or *np.ndarray*) – Sample weights used in computing objective value result

**Returns** score

**validate\_inputs**(*self*, *y\_true*, *y\_predicted*)

Validates the input based on a few simple checks.

#### Parameters

- **y\_predicted** (*pd.Series*, or *pd.DataFrame*) – Predicted values of length [n\_samples].
- **y\_true** (*pd.Series*) – Actual class labels of length [n\_samples].

**Raises ValueError** – If the inputs are malformed.

**class** `evalml.objectives.standard_metrics.Gini`

Gini coefficient for binary classification.

### Example

```
>>> y_true = pd.Series([0, 1, 1, 0, 0, 1, 1, 1, 0, 1, 1])
>>> y_pred = pd.Series([0, 0, 0, 0, 0, 0, 0, 0, 0, 0, 1])
>>> np.testing.assert_almost_equal(Gini().objective_function(y_true, y_pred), 0.
↪1428571)
```

### Attributes

<b>ex-pected_range</b>	None
<b>greater_is_better</b>	True
<b>is_bounded_like_percentage</b>	False
<b>name</b>	Gini
<b>perfect_score</b>	1.0
<b>problem_types</b>	[ProblemTypes.BINARY, ProblemTypes.TIME_SERIES_BINARY]
<b>score_needs_proba</b>	True

### Methods

<i>calculate_percent_difference</i>	Calculate the percent difference between scores.
<i>can_optimize_threshold</i>	Returns a boolean determining if we can optimize the binary classification objective threshold.
<i>decision_function</i>	Apply a learned threshold to predicted probabilities to get predicted classes.
<i>is_defined_for_problem_type</i>	Returns whether or not an objective is defined for a problem type.
<i>objective_function</i>	Objective function for Gini coefficient for binary classification.
<i>optimize_threshold</i>	Learn a binary classification threshold which optimizes the current objective.
<i>positive_only</i>	If True, this objective is only valid for positive data. Defaults to False.
<i>score</i>	Returns a numerical score indicating performance based on the differences between the predicted and actual values.
<i>validate_inputs</i>	Validate inputs for scoring.

**classmethod** `calculate_percent_difference`(cls, score, baseline\_score)

Calculate the percent difference between scores.

#### Parameters

- **score** (*float*) – A score. Output of the score method of this objective.
- **baseline\_score** (*float*) – A score. Output of the score method of this objective. In practice, this is the score achieved on this objective with a baseline estimator.

#### Returns

**The percent difference between the scores. Note that for objectives that can be interpreted as percentages, this will be the difference between the reference score and score. For all other objectives, the difference will be normalized by the reference score.**

**Return type** float

**property** `can_optimize_threshold(cls)`

Returns a boolean determining if we can optimize the binary classification objective threshold.

This will be false for any objective that works directly with predicted probabilities, like log loss and AUC. Otherwise, it will be true.

**Returns** Whether or not an objective can be optimized.

**Return type** bool

**decision\_function**(*self*, *ypred\_proba*, *threshold=0.5*, *X=None*)

Apply a learned threshold to predicted probabilities to get predicted classes.

**Parameters**

- **ypred\_proba** (*pd.Series*, *np.ndarray*) – The classifier’s predicted probabilities
- **threshold** (*float*, *optional*) – Threshold used to make a prediction. Defaults to 0.5.
- **X** (*pd.DataFrame*, *optional*) – Any extra columns that are needed from training data.

**Returns** predictions

**classmethod** `is_defined_for_problem_type(cls, problem_type)`

Returns whether or not an objective is defined for a problem type.

**objective\_function**(*self*, *y\_true*, *y\_predicted*, *y\_train=None*, *X=None*, *sample\_weight=None*)

Objective function for Gini coefficient for binary classification.

**optimize\_threshold**(*self*, *ypred\_proba*, *y\_true*, *X=None*)

Learn a binary classification threshold which optimizes the current objective.

**Parameters**

- **ypred\_proba** (*pd.Series*) – The classifier’s predicted probabilities
- **y\_true** (*pd.Series*) – The ground truth for the predictions.
- **X** (*pd.DataFrame*, *optional*) – Any extra columns that are needed from training data.

**Returns** Optimal threshold for this objective.

**Raises** **RuntimeError** – If objective cannot be optimized.

**positive\_only**(*cls*)

If True, this objective is only valid for positive data. Defaults to False.

**score**(*self*, *y\_true*, *y\_predicted*, *y\_train=None*, *X=None*, *sample\_weight=None*)

Returns a numerical score indicating performance based on the differences between the predicted and actual values.

**Parameters**

- **y\_predicted** (*pd.Series*) – Predicted values of length [n\_samples]
- **y\_true** (*pd.Series*) – Actual class labels of length [n\_samples]
- **y\_train** (*pd.Series*) – Observed training values of length [n\_samples]
- **X** (*pd.DataFrame* or *np.ndarray*) – Extra data of shape [n\_samples, n\_features] necessary to calculate score
- **sample\_weight** (*pd.DataFrame* or *np.ndarray*) – Sample weights used in computing objective value result

**Returns** score

**validate\_inputs**(*self*, *y\_true*, *y\_predicted*)

Validate inputs for scoring.

**class** evalml.objectives.standard\_metrics.**LogLossBinary**

Log Loss for binary classification.

### Example

```
>>> y_true = pd.Series([0, 1, 1, 0, 0, 1, 1, 1, 0, 1, 1])
>>> y_pred = pd.Series([0, 0, 0, 0, 0, 0, 0, 0, 0, 0, 1])
>>> np.testing.assert_almost_equal(LogLossBinary().objective_function(y_true, y_
    ↪pred), 19.6601745)
```

### Attributes

<b>ex-pected_range</b>	[0, 1]
<b>greater_is_better</b>	False
<b>is_bounded_like_percentage</b>	False
<b>name</b>	Log Loss Binary
<b>per-fect_score</b>	0.0
<b>prob-lem_types</b>	[ProblemTypes.BINARY, ProblemTypes.TIME_SERIES_BINARY]
<b>score_needs_proba</b>	True

### Methods

<i>calculate_percent_difference</i>	Calculate the percent difference between scores.
<i>can_optimize_threshold</i>	Returns a boolean determining if we can optimize the binary classification objective threshold.
<i>decision_function</i>	Apply a learned threshold to predicted probabilities to get predicted classes.
<i>is_defined_for_problem_type</i>	Returns whether or not an objective is defined for a problem type.
<i>objective_function</i>	Objective function for log loss for binary classification.
<i>optimize_threshold</i>	Learn a binary classification threshold which optimizes the current objective.
<i>positive_only</i>	If True, this objective is only valid for positive data. Defaults to False.
<i>score</i>	Returns a numerical score indicating performance based on the differences between the predicted and actual values.
<i>validate_inputs</i>	Validate inputs for scoring.

**classmethod** **calculate\_percent\_difference**(*cls*, *score*, *baseline\_score*)

Calculate the percent difference between scores.

### Parameters



- **score** (*float*) – A score. Output of the score method of this objective.
- **baseline\_score** (*float*) – A score. Output of the score method of this objective. In practice, this is the score achieved on this objective with a baseline estimator.

**Returns**

**The percent difference between the scores. Note that for objectives that can be interpreted** as percentages, this will be the difference between the reference score and score. For all other objectives, the difference will be normalized by the reference score.

**Return type** float

**property can\_optimize\_threshold(*cls*)**

Returns a boolean determining if we can optimize the binary classification objective threshold.

This will be false for any objective that works directly with predicted probabilities, like log loss and AUC. Otherwise, it will be true.

**Returns** Whether or not an objective can be optimized.

**Return type** bool

**decision\_function(*self*, *ypred\_proba*, *threshold=0.5*, *X=None*)**

Apply a learned threshold to predicted probabilities to get predicted classes.

**Parameters**

- **ypred\_proba** (*pd.Series*, *np.ndarray*) – The classifier’s predicted probabilities
- **threshold** (*float*, *optional*) – Threshold used to make a prediction. Defaults to 0.5.
- **X** (*pd.DataFrame*, *optional*) – Any extra columns that are needed from training data.

**Returns** predictions

**classmethod is\_defined\_for\_problem\_type(*cls*, *problem\_type*)**

Returns whether or not an objective is defined for a problem type.

**objective\_function(*self*, *y\_true*, *y\_predicted*, *y\_train=None*, *X=None*, *sample\_weight=None*)**

Objective function for log loss for binary classification.

**optimize\_threshold(*self*, *ypred\_proba*, *y\_true*, *X=None*)**

Learn a binary classification threshold which optimizes the current objective.

**Parameters**

- **ypred\_proba** (*pd.Series*) – The classifier’s predicted probabilities
- **y\_true** (*pd.Series*) – The ground truth for the predictions.
- **X** (*pd.DataFrame*, *optional*) – Any extra columns that are needed from training data.

**Returns** Optimal threshold for this objective.

**Raises RuntimeError** – If objective cannot be optimized.

**positive\_only(*cls*)**

If True, this objective is only valid for positive data. Defaults to False.

**score(*self*, *y\_true*, *y\_predicted*, *y\_train=None*, *X=None*, *sample\_weight=None*)**

Returns a numerical score indicating performance based on the differences between the predicted and actual values.

**Parameters**

- **y\_predicted** (*pd.Series*) – Predicted values of length [n\_samples]
- **y\_true** (*pd.Series*) – Actual class labels of length [n\_samples]
- **y\_train** (*pd.Series*) – Observed training values of length [n\_samples]
- **X** (*pd.DataFrame* or *np.ndarray*) – Extra data of shape [n\_samples, n\_features] necessary to calculate score
- **sample\_weight** (*pd.DataFrame* or *np.ndarray*) – Sample weights used in computing objective value result

**Returns** score

**validate\_inputs**(*self*, *y\_true*, *y\_predicted*)

Validate inputs for scoring.

**class** evalml.objectives.standard\_metrics.**LogLossMulticlass**

Log Loss for multiclass classification.

### Example

```
>>> y_true = [0, 1, 2, 0, 2, 1]
>>> y_pred = [[0.7, 0.2, 0.1],
...           [0.3, 0.5, 0.2],
...           [0.1, 0.3, 0.6],
...           [0.9, 0.1, 0.0],
...           [0.3, 0.1, 0.6],
...           [0.5, 0.5, 0.0]]
>>> np.testing.assert_almost_equal(LogLossMulticlass().objective_function(y_true, y_
↪pred), 0.4783301)
```

### Attributes

<b>ex-pected_range</b>	[0, 1]
<b>greater_is_better</b>	False
<b>is_bounded_like_percentage</b>	False
<b>name</b>	Log Loss Multiclass
<b>perfect_score</b>	0.0
<b>problem_types</b>	[ProblemTypes.MULTICLASS, ProblemTypes.TIME_SERIES_MULTICLASS]
<b>score_needs_proba</b>	True

### Methods

<code>calculate_percent_difference</code>	Calculate the percent difference between scores.
<code>is_defined_for_problem_type</code>	Returns whether or not an objective is defined for a problem type.
<code>objective_function</code>	Objective function for log loss for multiclass classification.
<code>positive_only</code>	If True, this objective is only valid for positive data. Defaults to False.
<code>score</code>	Returns a numerical score indicating performance based on the differences between the predicted and actual values.
<code>validate_inputs</code>	Validates the input based on a few simple checks.

**classmethod** `calculate_percent_difference`(*cls*, *score*, *baseline\_score*)

Calculate the percent difference between scores.

#### Parameters

- **score** (*float*) – A score. Output of the score method of this objective.
- **baseline\_score** (*float*) – A score. Output of the score method of this objective. In practice, this is the score achieved on this objective with a baseline estimator.

#### Returns

**The percent difference between the scores. Note that for objectives that can be interpreted** as percentages, this will be the difference between the reference score and score. For all other objectives, the difference will be normalized by the reference score.

**Return type** float

**classmethod** `is_defined_for_problem_type`(*cls*, *problem\_type*)

Returns whether or not an objective is defined for a problem type.

**objective\_function**(*self*, *y\_true*, *y\_predicted*, *y\_train=None*, *X=None*, *sample\_weight=None*)

Objective function for log loss for multiclass classification.

**positive\_only**(*cls*)

If True, this objective is only valid for positive data. Defaults to False.

**score**(*self*, *y\_true*, *y\_predicted*, *y\_train=None*, *X=None*, *sample\_weight=None*)

Returns a numerical score indicating performance based on the differences between the predicted and actual values.

#### Parameters

- **y\_predicted** (*pd.Series*) – Predicted values of length [n\_samples]
- **y\_true** (*pd.Series*) – Actual class labels of length [n\_samples]
- **y\_train** (*pd.Series*) – Observed training values of length [n\_samples]
- **X** (*pd.DataFrame* or *np.ndarray*) – Extra data of shape [n\_samples, n\_features] necessary to calculate score
- **sample\_weight** (*pd.DataFrame* or *np.ndarray*) – Sample weights used in computing objective value result

**Returns** score

**validate\_inputs**(*self*, *y\_true*, *y\_predicted*)

Validates the input based on a few simple checks.

**Parameters**

- **y\_predicted** (*pd.Series*, or *pd.DataFrame*) – Predicted values of length [n\_samples].
- **y\_true** (*pd.Series*) – Actual class labels of length [n\_samples].

**Raises** **ValueError** – If the inputs are malformed.

**class** evalml.objectives.standard\_metrics.**MAE**

Mean absolute error for regression.

**Example**

```
>>> y_true = pd.Series([1.5, 2, 3, 1, 0.5, 1, 2.5, 2.5, 1, 0.5, 2])
>>> y_pred = pd.Series([1.5, 2.5, 2, 1, 0.5, 1, 3, 2.25, 0.75, 0.25, 1.75])
>>> np.testing.assert_almost_equal(MAE().objective_function(y_true, y_pred), 0.
↪ 2727272)
```

**Attributes**

<b>ex-pected_range</b>	None
<b>greater_is_better</b>	False
<b>is_bounded_like_percentage</b>	False
<b>name</b>	MAE
<b>per-fect_score</b>	0.0
<b>prob-lem_types</b>	[ProblemTypes.REGRESSION, ProblemTypes.TIME_SERIES_REGRESSION]
<b>score_needs_proba</b>	False

**Methods**

<i>calculate_percent_difference</i>	Calculate the percent difference between scores.
<i>is_defined_for_problem_type</i>	Returns whether or not an objective is defined for a problem type.
<i>objective_function</i>	Objective function for mean absolute error for regression.
<i>positive_only</i>	If True, this objective is only valid for positive data. Defaults to False.
<i>score</i>	Returns a numerical score indicating performance based on the differences between the predicted and actual values.
<i>validate_inputs</i>	Validates the input based on a few simple checks.

**classmethod** **calculate\_percent\_difference**(*cls*, *score*, *baseline\_score*)

Calculate the percent difference between scores.

**Parameters**

- **score** (*float*) – A score. Output of the score method of this objective.
- **baseline\_score** (*float*) – A score. Output of the score method of this objective. In practice, this is the score achieved on this objective with a baseline estimator.

**Returns**

**The percent difference between the scores. Note that for objectives that can be interpreted as percentages, this will be the difference between the reference score and score. For all other objectives, the difference will be normalized by the reference score.**

**Return type** float

**classmethod** `is_defined_for_problem_type(cls, problem_type)`

Returns whether or not an objective is defined for a problem type.

**objective\_function**(*self, y\_true, y\_predicted, y\_train=None, X=None, sample\_weight=None*)

Objective function for mean absolute error for regression.

**positive\_only**(*cls*)

If True, this objective is only valid for positive data. Defaults to False.

**score**(*self, y\_true, y\_predicted, y\_train=None, X=None, sample\_weight=None*)

Returns a numerical score indicating performance based on the differences between the predicted and actual values.

**Parameters**

- **y\_predicted** (*pd.Series*) – Predicted values of length [n\_samples]
- **y\_true** (*pd.Series*) – Actual class labels of length [n\_samples]
- **y\_train** (*pd.Series*) – Observed training values of length [n\_samples]
- **X** (*pd.DataFrame or np.ndarray*) – Extra data of shape [n\_samples, n\_features] necessary to calculate score
- **sample\_weight** (*pd.DataFrame or np.ndarray*) – Sample weights used in computing objective value result

**Returns** score

**validate\_inputs**(*self, y\_true, y\_predicted*)

Validates the input based on a few simple checks.

**Parameters**

- **y\_predicted** (*pd.Series, or pd.DataFrame*) – Predicted values of length [n\_samples].
- **y\_true** (*pd.Series*) – Actual class labels of length [n\_samples].

**Raises ValueError** – If the inputs are malformed.

**class** evalml.objectives.standard\_metrics.**MAPE**

Mean absolute percentage error for time series regression. Scaled by 100 to return a percentage.

Only valid for nonzero inputs. Otherwise, will throw a ValueError.

## Example

```
>>> y_true = pd.Series([1.5, 2, 3, 1, 0.5, 1, 2.5, 2.5, 1, 0.5, 2])
>>> y_pred = pd.Series([1.5, 2.5, 2, 1, 0.5, 1, 3, 2.25, 0.75, 0.25, 1.75])
>>> np.testing.assert_almost_equal(MAPE().objective_function(y_true, y_pred), 15.
↪ 9848484)
```

## Attributes

<b>ex-pected_range</b>	None
<b>greater_is_better</b>	False
<b>is_bounded_like_percentage</b>	True
<b>name</b>	Mean Absolute Percentage Error
<b>perfect_score</b>	0.0
<b>problem_types</b>	[ProblemTypes.TIME_SERIES_REGRESSION]
<b>score_needs_positive</b>	True

## Methods

<a href="#"><i>calculate_percent_difference</i></a>	Calculate the percent difference between scores.
<a href="#"><i>is_defined_for_problem_type</i></a>	Returns whether or not an objective is defined for a problem type.
<a href="#"><i>objective_function</i></a>	Objective function for mean absolute percentage error for time series regression.
<a href="#"><i>positive_only</i></a>	If True, this objective is only valid for positive data. Defaults to False.
<a href="#"><i>score</i></a>	Returns a numerical score indicating performance based on the differences between the predicted and actual values.
<a href="#"><i>validate_inputs</i></a>	Validates the input based on a few simple checks.

**classmethod** `calculate_percent_difference(cls, score, baseline_score)`

Calculate the percent difference between scores.

### Parameters

- **score** (*float*) – A score. Output of the score method of this objective.
- **baseline\_score** (*float*) – A score. Output of the score method of this objective. In practice, this is the score achieved on this objective with a baseline estimator.

### Returns

**The percent difference between the scores. Note that for objectives that can be interpreted as percentages, this will be the difference between the reference score and score. For all other objectives, the difference will be normalized by the reference score.**

**Return type** float

**classmethod** `is_defined_for_problem_type(cls, problem_type)`

Returns whether or not an objective is defined for a problem type.

**objective\_function**(*self*, *y\_true*, *y\_predicted*, *y\_train=None*, *X=None*, *sample\_weight=None*)

Objective function for mean absolute percentage error for time series regression.

**positive\_only**(*cls*)

If True, this objective is only valid for positive data. Defaults to False.

**score**(*self*, *y\_true*, *y\_predicted*, *y\_train=None*, *X=None*, *sample\_weight=None*)

Returns a numerical score indicating performance based on the differences between the predicted and actual values.

#### Parameters

- **y\_predicted** (*pd.Series*) – Predicted values of length [n\_samples]
- **y\_true** (*pd.Series*) – Actual class labels of length [n\_samples]
- **y\_train** (*pd.Series*) – Observed training values of length [n\_samples]
- **X** (*pd.DataFrame* or *np.ndarray*) – Extra data of shape [n\_samples, n\_features] necessary to calculate score
- **sample\_weight** (*pd.DataFrame* or *np.ndarray*) – Sample weights used in computing objective value result

**Returns** score

**validate\_inputs**(*self*, *y\_true*, *y\_predicted*)

Validates the input based on a few simple checks.

#### Parameters

- **y\_predicted** (*pd.Series*, or *pd.DataFrame*) – Predicted values of length [n\_samples].
- **y\_true** (*pd.Series*) – Actual class labels of length [n\_samples].

**Raises ValueError** – If the inputs are malformed.

**class** evalml.objectives.standard\_metrics.**MASE**

Mean absolute scaled error for time series regression.

Only valid if there exists a nonzero input in y\_train. Otherwise, will throw a ValueError.

### Example

```
>>> y_train = pd.Series([5, 0.5, 4, 6, 3, 5, 2])
>>> y_true = pd.Series([3, -0.5, 2, 7, 2])
>>> y_pred = pd.Series([2.5, 0.0, 2, 8, 1.25])
>>> np.testing.assert_almost_equal(MASE().objective_function(y_true, y_pred, y_
↪train), 0.18333333333333335)
```

#### Attributes

<b>ex-pected_range</b>	None
<b>greater_is_better</b>	False
<b>is_bounded_like_percentage</b>	True
<b>name</b>	Mean Absolute Scaled Error
<b>perfect_score</b>	0.0
<b>problem_types</b>	[ProblemTypes.TIME_SERIES_REGRESSION]
<b>score_needs_problem</b>	True

## Methods

<i>calculate_percent_difference</i>	Calculate the percent difference between scores.
<i>is_defined_for_problem_type</i>	Returns whether or not an objective is defined for a problem type.
<i>objective_function</i>	Objective function for mean absolute scaled error for time series regression.
<i>positive_only</i>	If True, this objective is only valid for positive data. Defaults to False.
<i>score</i>	Returns a numerical score indicating performance based on the differences between the predicted and actual values.
<i>validate_inputs</i>	Validates the input based on a few simple checks.

**classmethod** `calculate_percent_difference(cls, score, baseline_score)`

Calculate the percent difference between scores.

### Parameters

- **score** (*float*) – A score. Output of the score method of this objective.
- **baseline\_score** (*float*) – A score. Output of the score method of this objective. In practice, this is the score achieved on this objective with a baseline estimator.

### Returns

**The percent difference between the scores. Note that for objectives that can be interpreted as percentages, this will be the difference between the reference score and score. For all other objectives, the difference will be normalized by the reference score.**

**Return type** float

**classmethod** `is_defined_for_problem_type(cls, problem_type)`

Returns whether or not an objective is defined for a problem type.

**objective\_function**(*self, y\_true, y\_predicted, y\_train, X=None, sample\_weight=None*)

Objective function for mean absolute scaled error for time series regression.

**positive\_only**(*cls*)

If True, this objective is only valid for positive data. Defaults to False.

**score**(*self, y\_true, y\_predicted, y\_train=None, X=None, sample\_weight=None*)

Returns a numerical score indicating performance based on the differences between the predicted and actual values.

### Parameters



- **y\_predicted** (*pd.Series*) – Predicted values of length [n\_samples]
- **y\_true** (*pd.Series*) – Actual class labels of length [n\_samples]
- **y\_train** (*pd.Series*) – Observed training values of length [n\_samples]
- **X** (*pd.DataFrame* or *np.ndarray*) – Extra data of shape [n\_samples, n\_features] necessary to calculate score
- **sample\_weight** (*pd.DataFrame* or *np.ndarray*) – Sample weights used in computing objective value result

**Returns** score

**validate\_inputs**(*self, y\_true, y\_predicted*)

Validates the input based on a few simple checks.

**Parameters**

- **y\_predicted** (*pd.Series*, or *pd.DataFrame*) – Predicted values of length [n\_samples].
- **y\_true** (*pd.Series*) – Actual class labels of length [n\_samples].

**Raises ValueError** – If the inputs are malformed.

**class** evalml.objectives.standard\_metrics.**MaxError**

Maximum residual error for regression.

### Example

```
>>> y_true = pd.Series([1.5, 2, 3, 1, 0.5, 1, 2.5, 2.5, 1, 0.5, 2])
>>> y_pred = pd.Series([1.5, 2.5, 2, 1, 0.5, 1, 3, 2.25, 0.75, 0.25, 1.75])
>>> np.testing.assert_almost_equal(MaxError().objective_function(y_true, y_pred), 1.
↪ 0)
```

### Attributes

<b>ex-pected_range</b>	None
<b>greater_is_better</b>	False
<b>is_bounded_like_percentage</b>	False
<b>name</b>	MaxError
<b>perfect_score</b>	0.0
<b>problem_types</b>	[ProblemTypes.REGRESSION, ProblemTypes.TIME_SERIES_REGRESSION]
<b>score_needs_proba</b>	False

### Methods

<code>calculate_percent_difference</code>	Calculate the percent difference between scores.
<code>is_defined_for_problem_type</code>	Returns whether or not an objective is defined for a problem type.
<code>objective_function</code>	Objective function for maximum residual error for regression.
<code>positive_only</code>	If True, this objective is only valid for positive data. Defaults to False.
<code>score</code>	Returns a numerical score indicating performance based on the differences between the predicted and actual values.
<code>validate_inputs</code>	Validates the input based on a few simple checks.

**classmethod** `calculate_percent_difference`(*cls*, *score*, *baseline\_score*)

Calculate the percent difference between scores.

**Parameters**

- **score** (*float*) – A score. Output of the score method of this objective.
- **baseline\_score** (*float*) – A score. Output of the score method of this objective. In practice, this is the score achieved on this objective with a baseline estimator.

**Returns**

**The percent difference between the scores. Note that for objectives that can be interpreted** as percentages, this will be the difference between the reference score and score. For all other objectives, the difference will be normalized by the reference score.

**Return type** float

**classmethod** `is_defined_for_problem_type`(*cls*, *problem\_type*)

Returns whether or not an objective is defined for a problem type.

**objective\_function**(*self*, *y\_true*, *y\_predicted*, *y\_train=None*, *X=None*, *sample\_weight=None*)

Objective function for maximum residual error for regression.

**positive\_only**(*cls*)

If True, this objective is only valid for positive data. Defaults to False.

**score**(*self*, *y\_true*, *y\_predicted*, *y\_train=None*, *X=None*, *sample\_weight=None*)

Returns a numerical score indicating performance based on the differences between the predicted and actual values.

**Parameters**

- **y\_predicted** (*pd.Series*) – Predicted values of length [n\_samples]
- **y\_true** (*pd.Series*) – Actual class labels of length [n\_samples]
- **y\_train** (*pd.Series*) – Observed training values of length [n\_samples]
- **X** (*pd.DataFrame* or *np.ndarray*) – Extra data of shape [n\_samples, n\_features] necessary to calculate score
- **sample\_weight** (*pd.DataFrame* or *np.ndarray*) – Sample weights used in computing objective value result

**Returns** score

**validate\_inputs**(*self*, *y\_true*, *y\_predicted*)

Validates the input based on a few simple checks.

#### Parameters

- **y\_predicted** (*pd.Series*, or *pd.DataFrame*) – Predicted values of length [n\_samples].
- **y\_true** (*pd.Series*) – Actual class labels of length [n\_samples].

**Raises ValueError** – If the inputs are malformed.

**class** evalml.objectives.standard\_metrics.MCCBinary

Matthews correlation coefficient for binary classification.

#### Example

```
>>> y_true = pd.Series([0, 1, 1, 0, 0, 1, 1, 1, 0, 1, 1])
>>> y_pred = pd.Series([0, 0, 0, 0, 0, 0, 0, 0, 0, 0, 1])
>>> np.testing.assert_almost_equal(MCCBinary().objective_function(y_true, y_pred),
→0.2390457)
```

#### Attributes

<b>ex-pected_range</b>	None
<b>greater_is_better</b>	True
<b>is_bounded_like_percentage</b>	False
<b>name</b>	MCC Binary
<b>perfect_score</b>	1.0
<b>problem_types</b>	[ProblemTypes.BINARY, ProblemTypes.TIME_SERIES_BINARY]
<b>score_needs_proba</b>	False

#### Methods

<i>calculate_percent_difference</i>	Calculate the percent difference between scores.
<i>can_optimize_threshold</i>	Returns a boolean determining if we can optimize the binary classification objective threshold.
<i>decision_function</i>	Apply a learned threshold to predicted probabilities to get predicted classes.
<i>is_defined_for_problem_type</i>	Returns whether or not an objective is defined for a problem type.
<i>objective_function</i>	Objective function for Matthews correlation coefficient for binary classification.
<i>optimize_threshold</i>	Learn a binary classification threshold which optimizes the current objective.
<i>positive_only</i>	If True, this objective is only valid for positive data. Defaults to False.
<i>score</i>	Returns a numerical score indicating performance based on the differences between the predicted and actual values.
<i>validate_inputs</i>	Validate inputs for scoring.

**classmethod** `calculate_percent_difference(cls, score, baseline_score)`

Calculate the percent difference between scores.

**Parameters**

- **score** (*float*) – A score. Output of the score method of this objective.
- **baseline\_score** (*float*) – A score. Output of the score method of this objective. In practice, this is the score achieved on this objective with a baseline estimator.

**Returns**

**The percent difference between the scores. Note that for objectives that can be interpreted** as percentages, this will be the difference between the reference score and score. For all other objectives, the difference will be normalized by the reference score.

**Return type** `float`

**property** `can_optimize_threshold(cls)`

Returns a boolean determining if we can optimize the binary classification objective threshold.

This will be false for any objective that works directly with predicted probabilities, like log loss and AUC. Otherwise, it will be true.

**Returns** Whether or not an objective can be optimized.

**Return type** `bool`

**decision\_function**(*self*, *ypred\_proba*, *threshold=0.5*, *X=None*)

Apply a learned threshold to predicted probabilities to get predicted classes.

**Parameters**

- **ypred\_proba** (*pd.Series*, *np.ndarray*) – The classifier’s predicted probabilities
- **threshold** (*float*, *optional*) – Threshold used to make a prediction. Defaults to 0.5.
- **X** (*pd.DataFrame*, *optional*) – Any extra columns that are needed from training data.

**Returns** predictions

**classmethod** `is_defined_for_problem_type(cls, problem_type)`

Returns whether or not an objective is defined for a problem type.

**objective\_function**(*self*, *y\_true*, *y\_predicted*, *y\_train=None*, *X=None*, *sample\_weight=None*)

Objective function for Matthews correlation coefficient for binary classification.

**optimize\_threshold**(*self*, *ypred\_proba*, *y\_true*, *X=None*)

Learn a binary classification threshold which optimizes the current objective.

**Parameters**

- **ypred\_proba** (*pd.Series*) – The classifier’s predicted probabilities
- **y\_true** (*pd.Series*) – The ground truth for the predictions.
- **X** (*pd.DataFrame*, *optional*) – Any extra columns that are needed from training data.

**Returns** Optimal threshold for this objective.

**Raises** **RuntimeError** – If objective cannot be optimized.

**positive\_only**(*cls*)

If True, this objective is only valid for positive data. Defaults to False.

**score**(*self*, *y\_true*, *y\_predicted*, *y\_train=None*, *X=None*, *sample\_weight=None*)

Returns a numerical score indicating performance based on the differences between the predicted and actual values.

#### Parameters

- **y\_predicted** (*pd.Series*) – Predicted values of length [n\_samples]
- **y\_true** (*pd.Series*) – Actual class labels of length [n\_samples]
- **y\_train** (*pd.Series*) – Observed training values of length [n\_samples]
- **X** (*pd.DataFrame* or *np.ndarray*) – Extra data of shape [n\_samples, n\_features] necessary to calculate score
- **sample\_weight** (*pd.DataFrame* or *np.ndarray*) – Sample weights used in computing objective value result

**Returns** score

**validate\_inputs**(*self*, *y\_true*, *y\_predicted*)

Validate inputs for scoring.

**class** evalml.objectives.standard\_metrics.MCCMulticlass

Matthews correlation coefficient for multiclass classification.

#### Example

```
>>> y_true = pd.Series([0, 1, 0, 2, 0, 1, 2, 1, 2, 0, 2])
>>> y_pred = pd.Series([0, 0, 0, 0, 1, 1, 1, 1, 2, 2, 2])
>>> np.testing.assert_almost_equal(MCCMulticlass().objective_function(y_true, y_
↪pred), 0.325)
```

#### Attributes

<b>ex-pected_range</b>	None
<b>greater_is_better</b>	True
<b>is_bounded_like_percentage</b>	True
<b>name</b>	MCC Multiclass
<b>per-fect_score</b>	1.0
<b>prob-lem_types</b>	[ProblemTypes.MULTICLASS, ProblemTypes.TIME_SERIES_MULTICLASS]
<b>score_needs_proba</b>	True

#### Methods

<code>calculate_percent_difference</code>	Calculate the percent difference between scores.
<code>is_defined_for_problem_type</code>	Returns whether or not an objective is defined for a problem type.
<code>objective_function</code>	Objective function for Matthews correlation coefficient for multiclass classification.
<code>positive_only</code>	If True, this objective is only valid for positive data. Defaults to False.
<code>score</code>	Returns a numerical score indicating performance based on the differences between the predicted and actual values.
<code>validate_inputs</code>	Validates the input based on a few simple checks.

**classmethod** `calculate_percent_difference`(*cls*, *score*, *baseline\_score*)

Calculate the percent difference between scores.

**Parameters**

- **score** (*float*) – A score. Output of the score method of this objective.
- **baseline\_score** (*float*) – A score. Output of the score method of this objective. In practice, this is the score achieved on this objective with a baseline estimator.

**Returns**

**The percent difference between the scores. Note that for objectives that can be interpreted** as percentages, this will be the difference between the reference score and score. For all other objectives, the difference will be normalized by the reference score.

**Return type** float

**classmethod** `is_defined_for_problem_type`(*cls*, *problem\_type*)

Returns whether or not an objective is defined for a problem type.

**objective\_function**(*self*, *y\_true*, *y\_predicted*, *y\_train=None*, *X=None*, *sample\_weight=None*)

Objective function for Matthews correlation coefficient for multiclass classification.

**positive\_only**(*cls*)

If True, this objective is only valid for positive data. Defaults to False.

**score**(*self*, *y\_true*, *y\_predicted*, *y\_train=None*, *X=None*, *sample\_weight=None*)

Returns a numerical score indicating performance based on the differences between the predicted and actual values.

**Parameters**

- **y\_predicted** (*pd.Series*) – Predicted values of length [n\_samples]
- **y\_true** (*pd.Series*) – Actual class labels of length [n\_samples]
- **y\_train** (*pd.Series*) – Observed training values of length [n\_samples]
- **X** (*pd.DataFrame* or *np.ndarray*) – Extra data of shape [n\_samples, n\_features] necessary to calculate score
- **sample\_weight** (*pd.DataFrame* or *np.ndarray*) – Sample weights used in computing objective value result

**Returns** score

**validate\_inputs**(*self*, *y\_true*, *y\_predicted*)

Validates the input based on a few simple checks.

#### Parameters

- **y\_predicted** (*pd.Series*, or *pd.DataFrame*) – Predicted values of length [n\_samples].
- **y\_true** (*pd.Series*) – Actual class labels of length [n\_samples].

**Raises ValueError** – If the inputs are malformed.

**class** evalml.objectives.standard\_metrics.**MeanSquaredLogError**

Mean squared log error for regression.

Only valid for nonnegative inputs. Otherwise, will throw a ValueError.

### Example

```
>>> y_true = pd.Series([1.5, 2, 3, 1, 0.5, 1, 2.5, 2.5, 1, 0.5, 2])
>>> y_pred = pd.Series([1.5, 2.5, 2, 1, 0.5, 1, 3, 2.25, 0.75, 0.25, 1.75])
>>> np.testing.assert_almost_equal(MeanSquaredLogError().objective_function(y_true,
→y_pred), 0.0171353)
```

#### Attributes

<b>ex-pected_range</b>	None
<b>greater_is_better</b>	False
<b>is_bounded_like_percentage</b>	False
<b>name</b>	Mean Squared Log Error
<b>perfect_score</b>	0.0
<b>problem_types</b>	[ProblemTypes.REGRESSION, ProblemTypes.TIME_SERIES_REGRESSION]
<b>score_needs_positive</b>	True

#### Methods

<a href="#"><i>calculate_percent_difference</i></a>	Calculate the percent difference between scores.
<a href="#"><i>is_defined_for_problem_type</i></a>	Returns whether or not an objective is defined for a problem type.
<a href="#"><i>objective_function</i></a>	Objective function for mean squared log error for regression.
<a href="#"><i>positive_only</i></a>	If True, this objective is only valid for positive data.
<a href="#"><i>score</i></a>	Returns a numerical score indicating performance based on the differences between the predicted and actual values.
<a href="#"><i>validate_inputs</i></a>	Validates the input based on a few simple checks.

**classmethod** **calculate\_percent\_difference**(*cls*, *score*, *baseline\_score*)

Calculate the percent difference between scores.

#### Parameters

- **score** (*float*) – A score. Output of the score method of this objective.
- **baseline\_score** (*float*) – A score. Output of the score method of this objective. In practice, this is the score achieved on this objective with a baseline estimator.

**Returns**

**The percent difference between the scores. Note that for objectives that can be interpreted** as percentages, this will be the difference between the reference score and score. For all other objectives, the difference will be normalized by the reference score.

**Return type** float

**classmethod** `is_defined_for_problem_type(cls, problem_type)`

Returns whether or not an objective is defined for a problem type.

**objective\_function**(*self, y\_true, y\_predicted, y\_train=None, X=None, sample\_weight=None*)

Objective function for mean squared log error for regression.

**positive\_only**(*self*)

If True, this objective is only valid for positive data.

**score**(*self, y\_true, y\_predicted, y\_train=None, X=None, sample\_weight=None*)

Returns a numerical score indicating performance based on the differences between the predicted and actual values.

**Parameters**

- **y\_predicted** (*pd.Series*) – Predicted values of length [n\_samples]
- **y\_true** (*pd.Series*) – Actual class labels of length [n\_samples]
- **y\_train** (*pd.Series*) – Observed training values of length [n\_samples]
- **X** (*pd.DataFrame* or *np.ndarray*) – Extra data of shape [n\_samples, n\_features] necessary to calculate score
- **sample\_weight** (*pd.DataFrame* or *np.ndarray*) – Sample weights used in computing objective value result

**Returns** score

**validate\_inputs**(*self, y\_true, y\_predicted*)

Validates the input based on a few simple checks.

**Parameters**

- **y\_predicted** (*pd.Series*, or *pd.DataFrame*) – Predicted values of length [n\_samples].
- **y\_true** (*pd.Series*) – Actual class labels of length [n\_samples].

**Raises ValueError** – If the inputs are malformed.

**class** `evalml.objectives.standard_metrics.MedianAE`

Median absolute error for regression.



## Example

```
>>> y_true = pd.Series([1.5, 2, 3, 1, 0.5, 1, 2.5, 2.5, 1, 0.5, 2])
>>> y_pred = pd.Series([1.5, 2.5, 2, 1, 0.5, 1, 3, 2.25, 0.75, 0.25, 1.75])
>>> np.testing.assert_almost_equal(MedianAE().objective_function(y_true, y_pred), 0.
↪ 25)
```

## Attributes

<b>ex-pected_range</b>	None
<b>greater_is_better</b>	False
<b>is_bounded_like_percentage</b>	False
<b>name</b>	MedianAE
<b>per-fect_score</b>	0.0
<b>prob-lem_types</b>	[ProblemTypes.REGRESSION, ProblemTypes.TIME_SERIES_REGRESSION]
<b>score_needs_positive</b>	False

## Methods

<a href="#"><i>calculate_percent_difference</i></a>	Calculate the percent difference between scores.
<a href="#"><i>is_defined_for_problem_type</i></a>	Returns whether or not an objective is defined for a problem type.
<a href="#"><i>objective_function</i></a>	Objective function for median absolute error for regression.
<a href="#"><i>positive_only</i></a>	If True, this objective is only valid for positive data. Defaults to False.
<a href="#"><i>score</i></a>	Returns a numerical score indicating performance based on the differences between the predicted and actual values.
<a href="#"><i>validate_inputs</i></a>	Validates the input based on a few simple checks.

**classmethod** `calculate_percent_difference(cls, score, baseline_score)`

Calculate the percent difference between scores.

### Parameters

- **score** (*float*) – A score. Output of the score method of this objective.
- **baseline\_score** (*float*) – A score. Output of the score method of this objective. In practice, this is the score achieved on this objective with a baseline estimator.

### Returns

**The percent difference between the scores. Note that for objectives that can be interpreted as percentages, this will be the difference between the reference score and score. For all other objectives, the difference will be normalized by the reference score.**

**Return type** float

**classmethod** `is_defined_for_problem_type(cls, problem_type)`

Returns whether or not an objective is defined for a problem type.

**objective\_function**(*self*, *y\_true*, *y\_predicted*, *y\_train=None*, *X=None*, *sample\_weight=None*)

Objective function for median absolute error for regression.

**positive\_only**(*cls*)

If True, this objective is only valid for positive data. Defaults to False.

**score**(*self*, *y\_true*, *y\_predicted*, *y\_train=None*, *X=None*, *sample\_weight=None*)

Returns a numerical score indicating performance based on the differences between the predicted and actual values.

#### Parameters

- **y\_predicted** (*pd.Series*) – Predicted values of length [n\_samples]
- **y\_true** (*pd.Series*) – Actual class labels of length [n\_samples]
- **y\_train** (*pd.Series*) – Observed training values of length [n\_samples]
- **X** (*pd.DataFrame* or *np.ndarray*) – Extra data of shape [n\_samples, n\_features] necessary to calculate score
- **sample\_weight** (*pd.DataFrame* or *np.ndarray*) – Sample weights used in computing objective value result

**Returns** score

**validate\_inputs**(*self*, *y\_true*, *y\_predicted*)

Validates the input based on a few simple checks.

#### Parameters

- **y\_predicted** (*pd.Series*, or *pd.DataFrame*) – Predicted values of length [n\_samples].
- **y\_true** (*pd.Series*) – Actual class labels of length [n\_samples].

**Raises ValueError** – If the inputs are malformed.

**class** evalml.objectives.standard\_metrics.**MSE**

Mean squared error for regression.

### Example

```
>>> y_true = pd.Series([1.5, 2, 3, 1, 0.5, 1, 2.5, 2.5, 1, 0.5, 2])
>>> y_pred = pd.Series([1.5, 2.5, 2, 1, 0.5, 1, 3, 2.25, 0.75, 0.25, 1.75])
>>> np.testing.assert_almost_equal(MSE().objective_function(y_true, y_pred), 0.
↪ 1590909)
```

#### Attributes

<b>ex-pected_range</b>	None
<b>greater_is_better</b>	False
<b>is_bounded_like_percentage</b>	False
<b>name</b>	MSE
<b>perfect_score</b>	0.0
<b>problem_types</b>	[ProblemTypes.REGRESSION, ProblemTypes.TIME_SERIES_REGRESSION]
<b>score_needs_problem</b>	True

## Methods

<i>calculate_percent_difference</i>	Calculate the percent difference between scores.
<i>is_defined_for_problem_type</i>	Returns whether or not an objective is defined for a problem type.
<i>objective_function</i>	Objective function for mean squared error for regression.
<i>positive_only</i>	If True, this objective is only valid for positive data. Defaults to False.
<i>score</i>	Returns a numerical score indicating performance based on the differences between the predicted and actual values.
<i>validate_inputs</i>	Validates the input based on a few simple checks.

**classmethod** `calculate_percent_difference(cls, score, baseline_score)`

Calculate the percent difference between scores.

### Parameters

- **score** (*float*) – A score. Output of the score method of this objective.
- **baseline\_score** (*float*) – A score. Output of the score method of this objective. In practice, this is the score achieved on this objective with a baseline estimator.

### Returns

**The percent difference between the scores. Note that for objectives that can be interpreted as percentages, this will be the difference between the reference score and score. For all other objectives, the difference will be normalized by the reference score.**

**Return type** float

**classmethod** `is_defined_for_problem_type(cls, problem_type)`

Returns whether or not an objective is defined for a problem type.

**objective\_function**(*self, y\_true, y\_predicted, y\_train=None, X=None, sample\_weight=None*)

Objective function for mean squared error for regression.

**positive\_only**(*cls*)

If True, this objective is only valid for positive data. Defaults to False.

**score**(*self, y\_true, y\_predicted, y\_train=None, X=None, sample\_weight=None*)

Returns a numerical score indicating performance based on the differences between the predicted and actual values.

### Parameters

- **y\_predicted** (*pd.Series*) – Predicted values of length [n\_samples]
- **y\_true** (*pd.Series*) – Actual class labels of length [n\_samples]
- **y\_train** (*pd.Series*) – Observed training values of length [n\_samples]
- **X** (*pd.DataFrame* or *np.ndarray*) – Extra data of shape [n\_samples, n\_features] necessary to calculate score
- **sample\_weight** (*pd.DataFrame* or *np.ndarray*) – Sample weights used in computing objective value result

**Returns** score

**validate\_inputs**(*self*, *y\_true*, *y\_predicted*)

Validates the input based on a few simple checks.

**Parameters**

- **y\_predicted** (*pd.Series*, or *pd.DataFrame*) – Predicted values of length [n\_samples].
- **y\_true** (*pd.Series*) – Actual class labels of length [n\_samples].

**Raises ValueError** – If the inputs are malformed.

**class** evalml.objectives.standard\_metrics.**Precision**

Precision score for binary classification.

### Example

```
>>> y_true = pd.Series([0, 1, 1, 0, 0, 1, 1, 1, 0, 1, 1])
>>> y_pred = pd.Series([0, 0, 0, 0, 0, 0, 0, 0, 0, 0, 1])
>>> np.testing.assert_almost_equal(Precision().objective_function(y_true, y_pred),
→ 1.0)
```

### Attributes

<b>ex-pected_range</b>	[0, 1]
<b>greater_is_better</b>	True
<b>is_bounded_like_percentage</b>	True
<b>name</b>	Precision
<b>perfect_score</b>	1.0
<b>problem_types</b>	[ProblemTypes.BINARY, ProblemTypes.TIME_SERIES_BINARY]
<b>score_needs_proba</b>	False

### Methods

<code>calculate_percent_difference</code>	Calculate the percent difference between scores.
<code>can_optimize_threshold</code>	Returns a boolean determining if we can optimize the binary classification objective threshold.
<code>decision_function</code>	Apply a learned threshold to predicted probabilities to get predicted classes.
<code>is_defined_for_problem_type</code>	Returns whether or not an objective is defined for a problem type.
<code>objective_function</code>	Objective function for precision score for binary classification.
<code>optimize_threshold</code>	Learn a binary classification threshold which optimizes the current objective.
<code>positive_only</code>	If True, this objective is only valid for positive data. Defaults to False.
<code>score</code>	Returns a numerical score indicating performance based on the differences between the predicted and actual values.
<code>validate_inputs</code>	Validate inputs for scoring.

**classmethod** `calculate_percent_difference(cls, score, baseline_score)`

Calculate the percent difference between scores.

**Parameters**

- **score** (*float*) – A score. Output of the score method of this objective.
- **baseline\_score** (*float*) – A score. Output of the score method of this objective. In practice, this is the score achieved on this objective with a baseline estimator.

**Returns**

**The percent difference between the scores. Note that for objectives that can be interpreted** as percentages, this will be the difference between the reference score and score. For all other objectives, the difference will be normalized by the reference score.

**Return type** float

**property** `can_optimize_threshold(cls)`

Returns a boolean determining if we can optimize the binary classification objective threshold.

This will be false for any objective that works directly with predicted probabilities, like log loss and AUC. Otherwise, it will be true.

**Returns** Whether or not an objective can be optimized.

**Return type** bool

**decision\_function(*self*, *ypred\_proba*, *threshold*=0.5, *X*=None)**

Apply a learned threshold to predicted probabilities to get predicted classes.

**Parameters**

- **ypred\_proba** (*pd.Series*, *np.ndarray*) – The classifier’s predicted probabilities
- **threshold** (*float*, *optional*) – Threshold used to make a prediction. Defaults to 0.5.
- **X** (*pd.DataFrame*, *optional*) – Any extra columns that are needed from training data.

**Returns** predictions

**classmethod** `is_defined_for_problem_type(cls, problem_type)`

Returns whether or not an objective is defined for a problem type.

**objective\_function**(*self*, *y\_true*, *y\_predicted*, *y\_train=None*, *X=None*, *sample\_weight=None*)

Objective function for precision score for binary classification.

**optimize\_threshold**(*self*, *ypred\_proba*, *y\_true*, *X=None*)

Learn a binary classification threshold which optimizes the current objective.

**Parameters**

- **ypred\_proba** (*pd.Series*) – The classifier’s predicted probabilities
- **y\_true** (*pd.Series*) – The ground truth for the predictions.
- **X** (*pd.DataFrame*, *optional*) – Any extra columns that are needed from training data.

**Returns** Optimal threshold for this objective.

**Raises** **RuntimeError** – If objective cannot be optimized.

**positive\_only**(*cls*)

If True, this objective is only valid for positive data. Defaults to False.

**score**(*self*, *y\_true*, *y\_predicted*, *y\_train=None*, *X=None*, *sample\_weight=None*)

Returns a numerical score indicating performance based on the differences between the predicted and actual values.

**Parameters**

- **y\_predicted** (*pd.Series*) – Predicted values of length [n\_samples]
- **y\_true** (*pd.Series*) – Actual class labels of length [n\_samples]
- **y\_train** (*pd.Series*) – Observed training values of length [n\_samples]
- **X** (*pd.DataFrame* or *np.ndarray*) – Extra data of shape [n\_samples, n\_features] necessary to calculate score
- **sample\_weight** (*pd.DataFrame* or *np.ndarray*) – Sample weights used in computing objective value result

**Returns** score

**validate\_inputs**(*self*, *y\_true*, *y\_predicted*)

Validate inputs for scoring.

**class** `evalml.objectives.standard_metrics.PrecisionMacro`

Precision score for multiclass classification using macro-averaging.

## Example

```
>>> y_true = pd.Series([0, 1, 0, 2, 0, 1, 2, 1, 2, 0, 2])
>>> y_pred = pd.Series([0, 0, 0, 0, 1, 1, 1, 1, 2, 2, 2])
>>> np.testing.assert_almost_equal(PrecisionMacro().objective_function(y_true, y_
↪pred), 0.5555555)
```

**Attributes**

<b>ex-pected_range</b>	[0, 1]
<b>greater_is_better</b>	True
<b>is_bounded_like_percentage</b>	True
<b>name</b>	Precision Macro
<b>perfect_score</b>	1.0
<b>problem_types</b>	[ProblemTypes.MULTICLASS, ProblemTypes.TIME_SERIES_MULTICLASS]
<b>score_needs_problem</b>	True

## Methods

<i>calculate_percent_difference</i>	Calculate the percent difference between scores.
<i>is_defined_for_problem_type</i>	Returns whether or not an objective is defined for a problem type.
<i>objective_function</i>	Objective function for precision score for multiclass classification using macro-averaging.
<i>positive_only</i>	If True, this objective is only valid for positive data. Defaults to False.
<i>score</i>	Returns a numerical score indicating performance based on the differences between the predicted and actual values.
<i>validate_inputs</i>	Validates the input based on a few simple checks.

**classmethod** `calculate_percent_difference(cls, score, baseline_score)`

Calculate the percent difference between scores.

### Parameters

- **score** (*float*) – A score. Output of the score method of this objective.
- **baseline\_score** (*float*) – A score. Output of the score method of this objective. In practice, this is the score achieved on this objective with a baseline estimator.

### Returns

**The percent difference between the scores. Note that for objectives that can be interpreted as percentages, this will be the difference between the reference score and score. For all other objectives, the difference will be normalized by the reference score.**

**Return type** float

**classmethod** `is_defined_for_problem_type(cls, problem_type)`

Returns whether or not an objective is defined for a problem type.

**objective\_function**(*self, y\_true, y\_predicted, y\_train=None, X=None, sample\_weight=None*)

Objective function for precision score for multiclass classification using macro-averaging.

**positive\_only**(*cls*)

If True, this objective is only valid for positive data. Defaults to False.

**score**(*self, y\_true, y\_predicted, y\_train=None, X=None, sample\_weight=None*)

Returns a numerical score indicating performance based on the differences between the predicted and actual values.

### Parameters

- **y\_predicted** (*pd.Series*) – Predicted values of length [n\_samples]
- **y\_true** (*pd.Series*) – Actual class labels of length [n\_samples]
- **y\_train** (*pd.Series*) – Observed training values of length [n\_samples]
- **X** (*pd.DataFrame* or *np.ndarray*) – Extra data of shape [n\_samples, n\_features] necessary to calculate score
- **sample\_weight** (*pd.DataFrame* or *np.ndarray*) – Sample weights used in computing objective value result

**Returns** score

**validate\_inputs**(*self*, *y\_true*, *y\_predicted*)

Validates the input based on a few simple checks.

**Parameters**

- **y\_predicted** (*pd.Series*, or *pd.DataFrame*) – Predicted values of length [n\_samples].
- **y\_true** (*pd.Series*) – Actual class labels of length [n\_samples].

**Raises ValueError** – If the inputs are malformed.

**class** evalml.objectives.standard\_metrics.**PrecisionMicro**

Precision score for multiclass classification using micro averaging.

### Example

```
>>> y_true = pd.Series([0, 1, 0, 2, 0, 1, 2, 1, 2, 0, 2])
>>> y_pred = pd.Series([0, 0, 0, 0, 1, 1, 1, 1, 2, 2, 2])
>>> np.testing.assert_almost_equal(PrecisionMicro().objective_function(y_true, y_
↪pred), 0.5454545)
```

### Attributes

<b>ex-pected_range</b>	[0, 1]
<b>greater_is_better</b>	True
<b>is_bounded_like_percentage</b>	True
<b>name</b>	Precision Micro
<b>perfect_score</b>	1.0
<b>problem_types</b>	[ProblemTypes.MULTICLASS, ProblemTypes.TIME_SERIES_MULTICLASS]
<b>score_needs_proba</b>	False

### Methods



<code>calculate_percent_difference</code>	Calculate the percent difference between scores.
<code>is_defined_for_problem_type</code>	Returns whether or not an objective is defined for a problem type.
<code>objective_function</code>	Objective function for precision score for binary classification using micro-averaging.
<code>positive_only</code>	If True, this objective is only valid for positive data. Defaults to False.
<code>score</code>	Returns a numerical score indicating performance based on the differences between the predicted and actual values.
<code>validate_inputs</code>	Validates the input based on a few simple checks.

**classmethod** `calculate_percent_difference`(*cls*, *score*, *baseline\_score*)

Calculate the percent difference between scores.

#### Parameters

- **score** (*float*) – A score. Output of the score method of this objective.
- **baseline\_score** (*float*) – A score. Output of the score method of this objective. In practice, this is the score achieved on this objective with a baseline estimator.

#### Returns

**The percent difference between the scores. Note that for objectives that can be interpreted** as percentages, this will be the difference between the reference score and score. For all other objectives, the difference will be normalized by the reference score.

**Return type** `float`

**classmethod** `is_defined_for_problem_type`(*cls*, *problem\_type*)

Returns whether or not an objective is defined for a problem type.

**objective\_function**(*self*, *y\_true*, *y\_predicted*, *y\_train=None*, *X=None*, *sample\_weight=None*)

Objective function for precision score for binary classification using micro-averaging.

**positive\_only**(*cls*)

If True, this objective is only valid for positive data. Defaults to False.

**score**(*self*, *y\_true*, *y\_predicted*, *y\_train=None*, *X=None*, *sample\_weight=None*)

Returns a numerical score indicating performance based on the differences between the predicted and actual values.

#### Parameters

- **y\_predicted** (*pd.Series*) – Predicted values of length [n\_samples]
- **y\_true** (*pd.Series*) – Actual class labels of length [n\_samples]
- **y\_train** (*pd.Series*) – Observed training values of length [n\_samples]
- **X** (*pd.DataFrame* or *np.ndarray*) – Extra data of shape [n\_samples, n\_features] necessary to calculate score
- **sample\_weight** (*pd.DataFrame* or *np.ndarray*) – Sample weights used in computing objective value result

**Returns** `score`

**validate\_inputs**(*self*, *y\_true*, *y\_predicted*)

Validates the input based on a few simple checks.

**Parameters**

- **y\_predicted** (*pd.Series*, or *pd.DataFrame*) – Predicted values of length [n\_samples].
- **y\_true** (*pd.Series*) – Actual class labels of length [n\_samples].

**Raises** **ValueError** – If the inputs are malformed.

**class** evalml.objectives.standard\_metrics.**PrecisionWeighted**

Precision score for multiclass classification using weighted averaging.

**Example**

```
>>> y_true = pd.Series([0, 1, 0, 2, 0, 1, 2, 1, 2, 0, 2])
>>> y_pred = pd.Series([0, 0, 0, 0, 1, 1, 1, 1, 2, 2, 2])
>>> np.testing.assert_almost_equal(PrecisionWeighted().objective_function(y_true, y_
→pred), 0.5606060)
```

**Attributes**

<b>ex-pected_range</b>	[0, 1]
<b>greater_is_better</b>	True
<b>is_bounded_like_percentage</b>	True
<b>name</b>	Precision Weighted
<b>perfect_score</b>	1.0
<b>problem_types</b>	[ProblemTypes.MULTICLASS, ProblemTypes.TIME_SERIES_MULTICLASS]
<b>score_needs_proba</b>	True

**Methods**

<i>calculate_percent_difference</i>	Calculate the percent difference between scores.
<i>is_defined_for_problem_type</i>	Returns whether or not an objective is defined for a problem type.
<i>objective_function</i>	Objective function for precision score for multiclass classification using weighted averaging.
<i>positive_only</i>	If True, this objective is only valid for positive data. Defaults to False.
<i>score</i>	Returns a numerical score indicating performance based on the differences between the predicted and actual values.
<i>validate_inputs</i>	Validates the input based on a few simple checks.

**classmethod** **calculate\_percent\_difference**(*cls*, *score*, *baseline\_score*)

Calculate the percent difference between scores.

**Parameters**

- **score** (*float*) – A score. Output of the score method of this objective.
- **baseline\_score** (*float*) – A score. Output of the score method of this objective. In practice, this is the score achieved on this objective with a baseline estimator.

**Returns**

**The percent difference between the scores. Note that for objectives that can be interpreted as percentages, this will be the difference between the reference score and score. For all other objectives, the difference will be normalized by the reference score.**

**Return type** float

**classmethod** `is_defined_for_problem_type(cls, problem_type)`

Returns whether or not an objective is defined for a problem type.

**objective\_function**(*self, y\_true, y\_predicted, y\_train=None, X=None, sample\_weight=None*)

Objective function for precision score for multiclass classification using weighted averaging.

**positive\_only**(*cls*)

If True, this objective is only valid for positive data. Defaults to False.

**score**(*self, y\_true, y\_predicted, y\_train=None, X=None, sample\_weight=None*)

Returns a numerical score indicating performance based on the differences between the predicted and actual values.

**Parameters**

- **y\_predicted** (*pd.Series*) – Predicted values of length [n\_samples]
- **y\_true** (*pd.Series*) – Actual class labels of length [n\_samples]
- **y\_train** (*pd.Series*) – Observed training values of length [n\_samples]
- **X** (*pd.DataFrame* or *np.ndarray*) – Extra data of shape [n\_samples, n\_features] necessary to calculate score
- **sample\_weight** (*pd.DataFrame* or *np.ndarray*) – Sample weights used in computing objective value result

**Returns** score

**validate\_inputs**(*self, y\_true, y\_predicted*)

Validates the input based on a few simple checks.

**Parameters**

- **y\_predicted** (*pd.Series, or pd.DataFrame*) – Predicted values of length [n\_samples].
- **y\_true** (*pd.Series*) – Actual class labels of length [n\_samples].

**Raises ValueError** – If the inputs are malformed.

**class** `evalml.objectives.standard_metrics.R2`

Coefficient of determination for regression.

## Example

```
>>> y_true = pd.Series([1.5, 2, 3, 1, 0.5, 1, 2.5, 2.5, 1, 0.5, 2])
>>> y_pred = pd.Series([1.5, 2.5, 2, 1, 0.5, 1, 3, 2.25, 0.75, 0.25, 1.75])
>>> np.testing.assert_almost_equal(R2().objective_function(y_true, y_pred), 0.
↪ 7638036)
```

## Attributes

<b>ex-pected_range</b>	None
<b>greater_is_better</b>	True
<b>is_bounded_like_percentage</b>	False
<b>name</b>	R2
<b>perfect_score</b>	1
<b>problem_types</b>	[ProblemTypes.REGRESSION, ProblemTypes.TIME_SERIES_REGRESSION]
<b>score_needs_positive</b>	False

## Methods

<a href="#"><i>calculate_percent_difference</i></a>	Calculate the percent difference between scores.
<a href="#"><i>is_defined_for_problem_type</i></a>	Returns whether or not an objective is defined for a problem type.
<a href="#"><i>objective_function</i></a>	Objective function for coefficient of determination for regression.
<a href="#"><i>positive_only</i></a>	If True, this objective is only valid for positive data. Defaults to False.
<a href="#"><i>score</i></a>	Returns a numerical score indicating performance based on the differences between the predicted and actual values.
<a href="#"><i>validate_inputs</i></a>	Validates the input based on a few simple checks.

**classmethod** `calculate_percent_difference(cls, score, baseline_score)`

Calculate the percent difference between scores.

### Parameters

- **score** (*float*) – A score. Output of the score method of this objective.
- **baseline\_score** (*float*) – A score. Output of the score method of this objective. In practice, this is the score achieved on this objective with a baseline estimator.

### Returns

**The percent difference between the scores. Note that for objectives that can be interpreted as percentages, this will be the difference between the reference score and score. For all other objectives, the difference will be normalized by the reference score.**

**Return type** float

**classmethod** `is_defined_for_problem_type(cls, problem_type)`

Returns whether or not an objective is defined for a problem type.

**objective\_function**(*self*, *y\_true*, *y\_predicted*, *y\_train=None*, *X=None*, *sample\_weight=None*)

Objective function for coefficient of determination for regression.

**positive\_only**(*cls*)

If True, this objective is only valid for positive data. Defaults to False.

**score**(*self*, *y\_true*, *y\_predicted*, *y\_train=None*, *X=None*, *sample\_weight=None*)

Returns a numerical score indicating performance based on the differences between the predicted and actual values.

#### Parameters

- **y\_predicted** (*pd.Series*) – Predicted values of length [n\_samples]
- **y\_true** (*pd.Series*) – Actual class labels of length [n\_samples]
- **y\_train** (*pd.Series*) – Observed training values of length [n\_samples]
- **X** (*pd.DataFrame* or *np.ndarray*) – Extra data of shape [n\_samples, n\_features] necessary to calculate score
- **sample\_weight** (*pd.DataFrame* or *np.ndarray*) – Sample weights used in computing objective value result

**Returns** score

**validate\_inputs**(*self*, *y\_true*, *y\_predicted*)

Validates the input based on a few simple checks.

#### Parameters

- **y\_predicted** (*pd.Series*, or *pd.DataFrame*) – Predicted values of length [n\_samples].
- **y\_true** (*pd.Series*) – Actual class labels of length [n\_samples].

**Raises ValueError** – If the inputs are malformed.

**class** evalml.objectives.standard\_metrics.**Recall**

Recall score for binary classification.

### Example

```
>>> y_true = pd.Series([0, 1, 1, 0, 0, 1, 1, 1, 0, 1, 1])
>>> y_pred = pd.Series([0, 0, 0, 0, 0, 0, 0, 0, 0, 0, 1])
>>> np.testing.assert_almost_equal(Recall().objective_function(y_true, y_pred), 0.
↪ 1428571)
```

#### Attributes

<b>ex-pected_range</b>	[0, 1]
<b>greater_is_better</b>	True
<b>is_bounded_like_percentage</b>	True
<b>name</b>	Recall
<b>perfect_score</b>	1.0
<b>problem_types</b>	[ProblemTypes.BINARY, ProblemTypes.TIME_SERIES_BINARY]
<b>score_needs_proba</b>	True

## Methods

<i>calculate_percent_difference</i>	Calculate the percent difference between scores.
<i>can_optimize_threshold</i>	Returns a boolean determining if we can optimize the binary classification objective threshold.
<i>decision_function</i>	Apply a learned threshold to predicted probabilities to get predicted classes.
<i>is_defined_for_problem_type</i>	Returns whether or not an objective is defined for a problem type.
<i>objective_function</i>	Objective function for recall score for binary classification.
<i>optimize_threshold</i>	Learn a binary classification threshold which optimizes the current objective.
<i>positive_only</i>	If True, this objective is only valid for positive data. Defaults to False.
<i>score</i>	Returns a numerical score indicating performance based on the differences between the predicted and actual values.
<i>validate_inputs</i>	Validate inputs for scoring.

**classmethod** `calculate_percent_difference(cls, score, baseline_score)`

Calculate the percent difference between scores.

### Parameters

- **score** (*float*) – A score. Output of the score method of this objective.
- **baseline\_score** (*float*) – A score. Output of the score method of this objective. In practice, this is the score achieved on this objective with a baseline estimator.

### Returns

**The percent difference between the scores. Note that for objectives that can be interpreted as percentages, this will be the difference between the reference score and score. For all other objectives, the difference will be normalized by the reference score.**

**Return type** float

**property** `can_optimize_threshold(cls)`

Returns a boolean determining if we can optimize the binary classification objective threshold.

This will be false for any objective that works directly with predicted probabilities, like log loss and AUC. Otherwise, it will be true.

**Returns** Whether or not an objective can be optimized.

**Return type** bool

**decision\_function**(*self*, *ypred\_proba*, *threshold=0.5*, *X=None*)

Apply a learned threshold to predicted probabilities to get predicted classes.

**Parameters**

- **ypred\_proba** (*pd.Series*, *np.ndarray*) – The classifier’s predicted probabilities
- **threshold** (*float*, *optional*) – Threshold used to make a prediction. Defaults to 0.5.
- **X** (*pd.DataFrame*, *optional*) – Any extra columns that are needed from training data.

**Returns** predictions

**classmethod is\_defined\_for\_problem\_type**(*cls*, *problem\_type*)

Returns whether or not an objective is defined for a problem type.

**objective\_function**(*self*, *y\_true*, *y\_predicted*, *y\_train=None*, *X=None*, *sample\_weight=None*)

Objective function for recall score for binary classification.

**optimize\_threshold**(*self*, *ypred\_proba*, *y\_true*, *X=None*)

Learn a binary classification threshold which optimizes the current objective.

**Parameters**

- **ypred\_proba** (*pd.Series*) – The classifier’s predicted probabilities
- **y\_true** (*pd.Series*) – The ground truth for the predictions.
- **X** (*pd.DataFrame*, *optional*) – Any extra columns that are needed from training data.

**Returns** Optimal threshold for this objective.

**Raises** **RuntimeError** – If objective cannot be optimized.

**positive\_only**(*cls*)

If True, this objective is only valid for positive data. Defaults to False.

**score**(*self*, *y\_true*, *y\_predicted*, *y\_train=None*, *X=None*, *sample\_weight=None*)

Returns a numerical score indicating performance based on the differences between the predicted and actual values.

**Parameters**

- **y\_predicted** (*pd.Series*) – Predicted values of length [n\_samples]
- **y\_true** (*pd.Series*) – Actual class labels of length [n\_samples]
- **y\_train** (*pd.Series*) – Observed training values of length [n\_samples]
- **X** (*pd.DataFrame* or *np.ndarray*) – Extra data of shape [n\_samples, n\_features] necessary to calculate score
- **sample\_weight** (*pd.DataFrame* or *np.ndarray*) – Sample weights used in computing objective value result

**Returns** score

**validate\_inputs**(*self*, *y\_true*, *y\_predicted*)

Validate inputs for scoring.

**class** evalml.objectives.standard\_metrics.**RecallMacro**

Recall score for multiclass classification using macro averaging.

### Example

```
>>> y_true = pd.Series([0, 1, 0, 2, 0, 1, 2, 1, 2, 0, 2])
>>> y_pred = pd.Series([0, 0, 0, 0, 1, 1, 1, 1, 2, 2, 2])
>>> np.testing.assert_almost_equal(RecallMacro().objective_function(y_true, y_pred),
→ 0.555555)
```

### Attributes

<b>ex-pected_range</b>	[0, 1]
<b>greater_is_better</b>	True
<b>is_bounded_like_percentage</b>	True
<b>name</b>	Recall Macro
<b>per-fect_score</b>	1.0
<b>prob-lem_types</b>	[ProblemTypes.MULTICLASS, ProblemTypes.TIME_SERIES_MULTICLASS]
<b>score_needs_proba</b>	False

### Methods

<a href="#"><i>calculate_percent_difference</i></a>	Calculate the percent difference between scores.
<a href="#"><i>is_defined_for_problem_type</i></a>	Returns whether or not an objective is defined for a problem type.
<a href="#"><i>objective_function</i></a>	Objective function for recall score for multiclass classification using macro-averaging.
<a href="#"><i>positive_only</i></a>	If True, this objective is only valid for positive data. Defaults to False.
<a href="#"><i>score</i></a>	Returns a numerical score indicating performance based on the differences between the predicted and actual values.
<a href="#"><i>validate_inputs</i></a>	Validates the input based on a few simple checks.

**classmethod** `calculate_percent_difference(cls, score, baseline_score)`

Calculate the percent difference between scores.

#### Parameters

- **score** (*float*) – A score. Output of the score method of this objective.
- **baseline\_score** (*float*) – A score. Output of the score method of this objective. In practice, this is the score achieved on this objective with a baseline estimator.

#### Returns

**The percent difference between the scores. Note that for objectives that can be interpreted as percentages, this will be the difference between the reference score and score. For all other objectives, the difference will be normalized by the reference score.**

**Return type** float

**classmethod** `is_defined_for_problem_type(cls, problem_type)`

Returns whether or not an objective is defined for a problem type.



**objective\_function**(*self*, *y\_true*, *y\_predicted*, *y\_train=None*, *X=None*, *sample\_weight=None*)

Objective function for recall score for multiclass classification using macro-averaging.

**positive\_only**(*cls*)

If True, this objective is only valid for positive data. Defaults to False.

**score**(*self*, *y\_true*, *y\_predicted*, *y\_train=None*, *X=None*, *sample\_weight=None*)

Returns a numerical score indicating performance based on the differences between the predicted and actual values.

#### Parameters

- **y\_predicted** (*pd.Series*) – Predicted values of length [n\_samples]
- **y\_true** (*pd.Series*) – Actual class labels of length [n\_samples]
- **y\_train** (*pd.Series*) – Observed training values of length [n\_samples]
- **X** (*pd.DataFrame* or *np.ndarray*) – Extra data of shape [n\_samples, n\_features] necessary to calculate score
- **sample\_weight** (*pd.DataFrame* or *np.ndarray*) – Sample weights used in computing objective value result

**Returns** score

**validate\_inputs**(*self*, *y\_true*, *y\_predicted*)

Validates the input based on a few simple checks.

#### Parameters

- **y\_predicted** (*pd.Series*, or *pd.DataFrame*) – Predicted values of length [n\_samples].
- **y\_true** (*pd.Series*) – Actual class labels of length [n\_samples].

**Raises ValueError** – If the inputs are malformed.

**class** evalml.objectives.standard\_metrics.**RecallMicro**

Recall score for multiclass classification using micro averaging.

### Example

```
>>> y_true = pd.Series([0, 1, 0, 2, 0, 1, 2, 1, 2, 0, 2])
>>> y_pred = pd.Series([0, 0, 0, 0, 1, 1, 1, 1, 2, 2, 2])
>>> np.testing.assert_almost_equal(RecallMicro().objective_function(y_true, y_pred),
↪ 0.5454545)
```

#### Attributes

<b>ex-pected_range</b>	[0, 1]
<b>greater_is_better</b>	True
<b>is_bounded_like_percentage</b>	True
<b>name</b>	Recall Micro
<b>perfect_score</b>	1.0
<b>problem_types</b>	[ProblemTypes.MULTICLASS, ProblemTypes.TIME_SERIES_MULTICLASS]
<b>score_needs_proba</b>	True

## Methods

<i>calculate_percent_difference</i>	Calculate the percent difference between scores.
<i>is_defined_for_problem_type</i>	Returns whether or not an objective is defined for a problem type.
<i>objective_function</i>	Objective function for recall score for multiclass classification using micro-averaging.
<i>positive_only</i>	If True, this objective is only valid for positive data. Defaults to False.
<i>score</i>	Returns a numerical score indicating performance based on the differences between the predicted and actual values.
<i>validate_inputs</i>	Validates the input based on a few simple checks.

**classmethod** `calculate_percent_difference(cls, score, baseline_score)`

Calculate the percent difference between scores.

### Parameters

- **score** (*float*) – A score. Output of the score method of this objective.
- **baseline\_score** (*float*) – A score. Output of the score method of this objective. In practice, this is the score achieved on this objective with a baseline estimator.

### Returns

**The percent difference between the scores. Note that for objectives that can be interpreted as percentages, this will be the difference between the reference score and score. For all other objectives, the difference will be normalized by the reference score.**

**Return type** float

**classmethod** `is_defined_for_problem_type(cls, problem_type)`

Returns whether or not an objective is defined for a problem type.

**objective\_function**(*self, y\_true, y\_predicted, y\_train=None, X=None, sample\_weight=None*)

Objective function for recall score for multiclass classification using micro-averaging.

**positive\_only**(*cls*)

If True, this objective is only valid for positive data. Defaults to False.

**score**(*self, y\_true, y\_predicted, y\_train=None, X=None, sample\_weight=None*)

Returns a numerical score indicating performance based on the differences between the predicted and actual values.

### Parameters

- **y\_predicted** (*pd.Series*) – Predicted values of length [n\_samples]
- **y\_true** (*pd.Series*) – Actual class labels of length [n\_samples]
- **y\_train** (*pd.Series*) – Observed training values of length [n\_samples]
- **X** (*pd.DataFrame* or *np.ndarray*) – Extra data of shape [n\_samples, n\_features] necessary to calculate score
- **sample\_weight** (*pd.DataFrame* or *np.ndarray*) – Sample weights used in computing objective value result

**Returns** score

**validate\_inputs**(*self, y\_true, y\_predicted*)

Validates the input based on a few simple checks.

**Parameters**

- **y\_predicted** (*pd.Series*, or *pd.DataFrame*) – Predicted values of length [n\_samples].
- **y\_true** (*pd.Series*) – Actual class labels of length [n\_samples].

**Raises ValueError** – If the inputs are malformed.

**class** evalml.objectives.standard\_metrics.**RecallWeighted**

Recall score for multiclass classification using weighted averaging.

### Example

```
>>> y_true = pd.Series([0, 1, 0, 2, 0, 1, 2, 1, 2, 0, 2])
>>> y_pred = pd.Series([0, 0, 0, 0, 1, 1, 1, 1, 2, 2, 2])
>>> np.testing.assert_almost_equal(RecallWeighted().objective_function(y_true, y_
→pred), 0.5454545)
```

### Attributes

<b>ex-pected_range</b>	[0, 1]
<b>greater_is_better</b>	True
<b>is_bounded_like_percentage</b>	True
<b>name</b>	Recall Weighted
<b>per-fect_score</b>	1.0
<b>prob-lem_types</b>	[ProblemTypes.MULTICLASS, ProblemTypes.TIME_SERIES_MULTICLASS]
<b>score_needs_proba</b>	True

### Methods

<code>calculate_percent_difference</code>	Calculate the percent difference between scores.
<code>is_defined_for_problem_type</code>	Returns whether or not an objective is defined for a problem type.
<code>objective_function</code>	Objective function for recall score for multiclass classification using weighted averaging.
<code>positive_only</code>	If True, this objective is only valid for positive data. Defaults to False.
<code>score</code>	Returns a numerical score indicating performance based on the differences between the predicted and actual values.
<code>validate_inputs</code>	Validates the input based on a few simple checks.

**classmethod** `calculate_percent_difference`(*cls*, *score*, *baseline\_score*)

Calculate the percent difference between scores.

**Parameters**

- **score** (*float*) – A score. Output of the score method of this objective.
- **baseline\_score** (*float*) – A score. Output of the score method of this objective. In practice, this is the score achieved on this objective with a baseline estimator.

**Returns**

**The percent difference between the scores. Note that for objectives that can be interpreted** as percentages, this will be the difference between the reference score and score. For all other objectives, the difference will be normalized by the reference score.

**Return type** float

**classmethod** `is_defined_for_problem_type`(*cls*, *problem\_type*)

Returns whether or not an objective is defined for a problem type.

**objective\_function**(*self*, *y\_true*, *y\_predicted*, *y\_train=None*, *X=None*, *sample\_weight=None*)

Objective function for recall score for multiclass classification using weighted averaging.

**positive\_only**(*cls*)

If True, this objective is only valid for positive data. Defaults to False.

**score**(*self*, *y\_true*, *y\_predicted*, *y\_train=None*, *X=None*, *sample\_weight=None*)

Returns a numerical score indicating performance based on the differences between the predicted and actual values.

**Parameters**

- **y\_predicted** (*pd.Series*) – Predicted values of length [n\_samples]
- **y\_true** (*pd.Series*) – Actual class labels of length [n\_samples]
- **y\_train** (*pd.Series*) – Observed training values of length [n\_samples]
- **X** (*pd.DataFrame* or *np.ndarray*) – Extra data of shape [n\_samples, n\_features] necessary to calculate score
- **sample\_weight** (*pd.DataFrame* or *np.ndarray*) – Sample weights used in computing objective value result

**Returns** score

**validate\_inputs**(*self*, *y\_true*, *y\_predicted*)

Validates the input based on a few simple checks.

#### Parameters

- **y\_predicted** (*pd.Series*, or *pd.DataFrame*) – Predicted values of length [n\_samples].
- **y\_true** (*pd.Series*) – Actual class labels of length [n\_samples].

**Raises** **ValueError** – If the inputs are malformed.

**class** evalml.objectives.standard\_metrics.**RootMeanSquaredError**

Root mean squared error for regression.

### Example

```
>>> y_true = pd.Series([1.5, 2, 3, 1, 0.5, 1, 2.5, 2.5, 1, 0.5, 2])
>>> y_pred = pd.Series([1.5, 2.5, 2, 1, 0.5, 1, 3, 2.25, 0.75, 0.25, 1.75])
>>> np.testing.assert_almost_equal(RootMeanSquaredError().objective_function(y_true,
→ y_pred), 0.3988620)
```

#### Attributes

<b>ex-pected_range</b>	None
<b>greater_is_better</b>	False
<b>is_bounded_like_percentage</b>	False
<b>name</b>	Root Mean Squared Error
<b>perfect_score</b>	0.0
<b>problem_types</b>	[ProblemTypes.REGRESSION, ProblemTypes.TIME_SERIES_REGRESSION]
<b>score_needs_proba</b>	False

#### Methods

<a href="#"><i>calculate_percent_difference</i></a>	Calculate the percent difference between scores.
<a href="#"><i>is_defined_for_problem_type</i></a>	Returns whether or not an objective is defined for a problem type.
<a href="#"><i>objective_function</i></a>	Objective function for root mean squared error for regression.
<a href="#"><i>positive_only</i></a>	If True, this objective is only valid for positive data. Defaults to False.
<a href="#"><i>score</i></a>	Returns a numerical score indicating performance based on the differences between the predicted and actual values.
<a href="#"><i>validate_inputs</i></a>	Validates the input based on a few simple checks.

**classmethod** **calculate\_percent\_difference**(*cls*, *score*, *baseline\_score*)

Calculate the percent difference between scores.

#### Parameters

- **score** (*float*) – A score. Output of the score method of this objective.
- **baseline\_score** (*float*) – A score. Output of the score method of this objective. In practice, this is the score achieved on this objective with a baseline estimator.

#### Returns

**The percent difference between the scores. Note that for objectives that can be interpreted** as percentages, this will be the difference between the reference score and score. For all other objectives, the difference will be normalized by the reference score.

**Return type** float

**classmethod** `is_defined_for_problem_type(cls, problem_type)`

Returns whether or not an objective is defined for a problem type.

**objective\_function**(*self, y\_true, y\_predicted, y\_train=None, X=None, sample\_weight=None*)

Objective function for root mean squared error for regression.

**positive\_only**(*cls*)

If True, this objective is only valid for positive data. Defaults to False.

**score**(*self, y\_true, y\_predicted, y\_train=None, X=None, sample\_weight=None*)

Returns a numerical score indicating performance based on the differences between the predicted and actual values.

#### Parameters

- **y\_predicted** (*pd.Series*) – Predicted values of length [n\_samples]
- **y\_true** (*pd.Series*) – Actual class labels of length [n\_samples]
- **y\_train** (*pd.Series*) – Observed training values of length [n\_samples]
- **X** (*pd.DataFrame* or *np.ndarray*) – Extra data of shape [n\_samples, n\_features] necessary to calculate score
- **sample\_weight** (*pd.DataFrame* or *np.ndarray*) – Sample weights used in computing objective value result

**Returns** score

**validate\_inputs**(*self, y\_true, y\_predicted*)

Validates the input based on a few simple checks.

#### Parameters

- **y\_predicted** (*pd.Series*, or *pd.DataFrame*) – Predicted values of length [n\_samples].
- **y\_true** (*pd.Series*) – Actual class labels of length [n\_samples].

**Raises ValueError** – If the inputs are malformed.

**class** `evalml.objectives.standard_metrics.RootMeanSquaredLogError`

Root mean squared log error for regression.

Only valid for nonnegative inputs. Otherwise, will throw a ValueError.

## Example

```
>>> y_true = pd.Series([1.5, 2, 3, 1, 0.5, 1, 2.5, 2.5, 1, 0.5, 2])
>>> y_pred = pd.Series([1.5, 2.5, 2, 1, 0.5, 1, 3, 2.25, 0.75, 0.25, 1.75])
>>> np.testing.assert_almost_equal(RootMeanSquaredLogError().objective_function(y_
↪true, y_pred), 0.13090204)
```

## Attributes

<b>ex-pected_range</b>	None
<b>greater_is_better</b>	False
<b>is_bounded_like_percentage</b>	False
<b>name</b>	Root Mean Squared Log Error
<b>per-fect_score</b>	0.0
<b>prob-lem_types</b>	[ProblemTypes.REGRESSION, ProblemTypes.TIME_SERIES_REGRESSION]
<b>score_needs_positive</b>	True

## Methods

<a href="#"><i>calculate_percent_difference</i></a>	Calculate the percent difference between scores.
<a href="#"><i>is_defined_for_problem_type</i></a>	Returns whether or not an objective is defined for a problem type.
<a href="#"><i>objective_function</i></a>	Objective function for root mean squared log error for regression.
<a href="#"><i>positive_only</i></a>	If True, this objective is only valid for positive data.
<a href="#"><i>score</i></a>	Returns a numerical score indicating performance based on the differences between the predicted and actual values.
<a href="#"><i>validate_inputs</i></a>	Validates the input based on a few simple checks.

**classmethod** `calculate_percent_difference(cls, score, baseline_score)`

Calculate the percent difference between scores.

### Parameters

- **score** (*float*) – A score. Output of the score method of this objective.
- **baseline\_score** (*float*) – A score. Output of the score method of this objective. In practice, this is the score achieved on this objective with a baseline estimator.

### Returns

**The percent difference between the scores. Note that for objectives that can be interpreted as percentages, this will be the difference between the reference score and score. For all other objectives, the difference will be normalized by the reference score.**

**Return type** float

**classmethod** `is_defined_for_problem_type(cls, problem_type)`

Returns whether or not an objective is defined for a problem type.

**objective\_function**(*self*, *y\_true*, *y\_predicted*, *y\_train=None*, *X=None*, *sample\_weight=None*)

Objective function for root mean squared log error for regression.

**positive\_only**(*self*)

If True, this objective is only valid for positive data.

**score**(*self*, *y\_true*, *y\_predicted*, *y\_train=None*, *X=None*, *sample\_weight=None*)

Returns a numerical score indicating performance based on the differences between the predicted and actual values.

#### Parameters

- **y\_predicted** (*pd.Series*) – Predicted values of length [n\_samples]
- **y\_true** (*pd.Series*) – Actual class labels of length [n\_samples]
- **y\_train** (*pd.Series*) – Observed training values of length [n\_samples]
- **X** (*pd.DataFrame* or *np.ndarray*) – Extra data of shape [n\_samples, n\_features] necessary to calculate score
- **sample\_weight** (*pd.DataFrame* or *np.ndarray*) – Sample weights used in computing objective value result

**Returns** score

**validate\_inputs**(*self*, *y\_true*, *y\_predicted*)

Validates the input based on a few simple checks.

#### Parameters

- **y\_predicted** (*pd.Series*, or *pd.DataFrame*) – Predicted values of length [n\_samples].
- **y\_true** (*pd.Series*) – Actual class labels of length [n\_samples].

**Raises ValueError** – If the inputs are malformed.

**class** evalml.objectives.standard\_metrics.**SMAPE**

Symmetric mean absolute percentage error for time series regression. Scaled by 100 to return a percentage.

Only valid for nonzero inputs. Otherwise, will throw a ValueError.

### Example

```
>>> y_true = pd.Series([1.5, 2, 3, 1, 0.5, 1, 2.5, 2.5, 1, 0.5, 2])
>>> y_pred = pd.Series([1.5, 2.5, 2, 1, 0.5, 1, 3, 2.25, 0.75, 0.25, 1.75])
>>> np.testing.assert_almost_equal(SMAPE().objective_function(y_true, y_pred), 18.
↪ 13652589)
```

#### Attributes



<b>ex-pected_range</b>	[0, 200]
<b>greater_is_better</b>	False
<b>is_bounded_like_percentage</b>	True
<b>name</b>	Symmetric Mean Absolute Percentage Error
<b>perfect_score</b>	0.0
<b>problem_types</b>	[ProblemTypes.TIME_SERIES_REGRESSION]
<b>score_needs_problem</b>	True

## Methods

<i>calculate_percent_difference</i>	Calculate the percent difference between scores.
<i>is_defined_for_problem_type</i>	Returns whether or not an objective is defined for a problem type.
<i>objective_function</i>	Objective function for symmetric mean absolute percentage error for time series regression.
<i>positive_only</i>	If True, this objective is only valid for positive data. Defaults to False.
<i>score</i>	Returns a numerical score indicating performance based on the differences between the predicted and actual values.
<i>validate_inputs</i>	Validates the input based on a few simple checks.

**classmethod** `calculate_percent_difference(cls, score, baseline_score)`

Calculate the percent difference between scores.

### Parameters

- **score** (*float*) – A score. Output of the score method of this objective.
- **baseline\_score** (*float*) – A score. Output of the score method of this objective. In practice, this is the score achieved on this objective with a baseline estimator.

### Returns

**The percent difference between the scores. Note that for objectives that can be interpreted as percentages, this will be the difference between the reference score and score. For all other objectives, the difference will be normalized by the reference score.**

**Return type** float

**classmethod** `is_defined_for_problem_type(cls, problem_type)`

Returns whether or not an objective is defined for a problem type.

**objective\_function**(*self, y\_true, y\_predicted, y\_train=None, X=None, sample\_weight=None*)

Objective function for symmetric mean absolute percentage error for time series regression.

**positive\_only**(*cls*)

If True, this objective is only valid for positive data. Defaults to False.

**score**(*self, y\_true, y\_predicted, y\_train=None, X=None, sample\_weight=None*)

Returns a numerical score indicating performance based on the differences between the predicted and actual values.

### Parameters

- **y\_predicted** (*pd.Series*) – Predicted values of length [n\_samples]
- **y\_true** (*pd.Series*) – Actual class labels of length [n\_samples]
- **y\_train** (*pd.Series*) – Observed training values of length [n\_samples]
- **X** (*pd.DataFrame* or *np.ndarray*) – Extra data of shape [n\_samples, n\_features] necessary to calculate score
- **sample\_weight** (*pd.DataFrame* or *np.ndarray*) – Sample weights used in computing objective value result

**Returns** score

**validate\_inputs**(*self*, *y\_true*, *y\_predicted*)

Validates the input based on a few simple checks.

**Parameters**

- **y\_predicted** (*pd.Series*, or *pd.DataFrame*) – Predicted values of length [n\_samples].
- **y\_true** (*pd.Series*) – Actual class labels of length [n\_samples].

**Raises** **ValueError** – If the inputs are malformed.

## time\_series\_regression\_objective

Base class for all time series regression objectives.

## Module Contents

### Classes Summary

---

<i>TimeSeriesRegressionObjective</i>	Base class for all time series regression objectives.
--------------------------------------	---

---

## Contents

**class** evalml.objectives.time\_series\_regression\_objective.**TimeSeriesRegressionObjective**

Base class for all time series regression objectives.

**Attributes**

<b>problem_types</b>	[ProblemTypes.TIME_SERIES_REGRESSION]
----------------------	---------------------------------------

**Methods**

<code>calculate_percent_difference</code>	Calculate the percent difference between scores.
<code>expected_range</code>	Returns the expected range of the objective, which is not necessarily the possible ranges.
<code>greater_is_better</code>	Returns a boolean determining if a greater score indicates better model performance.
<code>is_bounded_like_percentage</code>	Returns whether this objective is bounded between 0 and 1, inclusive.
<code>is_defined_for_problem_type</code>	Returns whether or not an objective is defined for a problem type.
<code>name</code>	Returns a name describing the objective.
<code>objective_function</code>	Computes the relative value of the provided predictions compared to the actual labels, according a specified metric.
<code>perfect_score</code>	Returns the score obtained by evaluating this objective on a perfect model.
<code>positive_only</code>	If True, this objective is only valid for positive data. Defaults to False.
<code>score</code>	Returns a numerical score indicating performance based on the differences between the predicted and actual values.
<code>score_needs_proba</code>	Returns a boolean determining if the score() method needs probability estimates.
<code>validate_inputs</code>	Validates the input based on a few simple checks.

**classmethod** `calculate_percent_difference(cls, score, baseline_score)`

Calculate the percent difference between scores.

#### Parameters

- **score** (*float*) – A score. Output of the score method of this objective.
- **baseline\_score** (*float*) – A score. Output of the score method of this objective. In practice, this is the score achieved on this objective with a baseline estimator.

#### Returns

**The percent difference between the scores. Note that for objectives that can be interpreted as percentages, this will be the difference between the reference score and score. For all other objectives, the difference will be normalized by the reference score.**

**Return type** float

**property** `expected_range(cls)`

Returns the expected range of the objective, which is not necessarily the possible ranges.

For example, our expected R2 range is from [-1, 1], although the actual range is (-inf, 1].

**property** `greater_is_better(cls)`

Returns a boolean determining if a greater score indicates better model performance.

**property** `is_bounded_like_percentage(cls)`

Returns whether this objective is bounded between 0 and 1, inclusive.

**classmethod** `is_defined_for_problem_type(cls, problem_type)`

Returns whether or not an objective is defined for a problem type.

**property name**(*cls*)

Returns a name describing the objective.

**abstract classmethod objective\_function**(*cls, y\_true, y\_predicted, y\_train=None, X=None, sample\_weight=None*)

Computes the relative value of the provided predictions compared to the actual labels, according a specified metric.

**Parameters**

- **y\_predicted** (*pd.Series*) – Predicted values of length [n\_samples]
- **y\_true** (*pd.Series*) – Actual class labels of length [n\_samples]
- **y\_train** (*pd.Series*) – Observed training values of length [n\_samples]
- **X** (*pd.DataFrame* or *np.ndarray*) – Extra data of shape [n\_samples, n\_features] necessary to calculate score
- **sample\_weight** (*pd.DataFrame* or *np.ndarray*) – Sample weights used in computing objective value result

**Returns** Numerical value used to calculate score

**property perfect\_score**(*cls*)

Returns the score obtained by evaluating this objective on a perfect model.

**property positive\_only**(*cls*)

If True, this objective is only valid for positive data. Defaults to False.

**score**(*self, y\_true, y\_predicted, y\_train=None, X=None, sample\_weight=None*)

Returns a numerical score indicating performance based on the differences between the predicted and actual values.

**Parameters**

- **y\_predicted** (*pd.Series*) – Predicted values of length [n\_samples]
- **y\_true** (*pd.Series*) – Actual class labels of length [n\_samples]
- **y\_train** (*pd.Series*) – Observed training values of length [n\_samples]
- **X** (*pd.DataFrame* or *np.ndarray*) – Extra data of shape [n\_samples, n\_features] necessary to calculate score
- **sample\_weight** (*pd.DataFrame* or *np.ndarray*) – Sample weights used in computing objective value result

**Returns** score

**property score\_needs\_proba**(*cls*)

Returns a boolean determining if the score() method needs probability estimates.

This should be true for objectives which work with predicted probabilities, like log loss or AUC, and false for objectives which compare predicted class labels to the actual labels, like F1 or correlation.

**validate\_inputs**(*self, y\_true, y\_predicted*)

Validates the input based on a few simple checks.

**Parameters**

- **y\_predicted** (*pd.Series*, or *pd.DataFrame*) – Predicted values of length [n\_samples].

- **y\_true** (*pd.Series*) – Actual class labels of length [n\_samples].

**Raises** **ValueError** – If the inputs are malformed.

## utils

Utility methods for EvalML objectives.

## Module Contents

### Functions

<i>get_all_objective_names</i>	Get a list of the names of all objectives.
<i>get_core_objective_names</i>	Get a list of all valid core objectives.
<i>get_core_objectives</i>	Returns all core objective instances associated with the given problem type.
<i>get_default_recommendation_objectives</i>	Get the default recommendation score metrics for the given problem type.
<i>get_non_core_objectives</i>	Get non-core objective classes.
<i>get_objective</i>	Returns the Objective class corresponding to a given objective name.
<i>get_optimization_objectives</i>	Get objectives for optimization.
<i>get_ranking_objectives</i>	Get objectives for pipeline rankings.
<i>normalize_objectives</i>	Converts objectives from a [0, inf) scale to [0, 1] given a max and min for each objective.
<i>organize_objectives</i>	Generate objectives to consider, with optional modifications to the defaults.
<i>ranking_only_objectives</i>	Get ranking-only objective classes.
<i>recommendation_score</i>	Computes a recommendation score for a model given scores for a group of objectives.

### Attributes Summary

---

*DEFAULT\_RECOMMENDATION\_OBJECTIVES*

---

## Contents

`evalml.objectives.utils.DEFAULT_RECOMMENDATION_OBJECTIVES`

`evalml.objectives.utils.get_all_objective_names()`

Get a list of the names of all objectives.

**Returns** Objective names

**Return type** list (str)

`evalml.objectives.utils.get_core_objective_names()`

Get a list of all valid core objectives.

**Returns** Objective names.

**Return type** list[str]

`evalml.objectives.utils.get_core_objectives(problem_type)`

Returns all core objective instances associated with the given problem type.

Core objectives are designed to work out-of-the-box for any dataset.

**Parameters** `problem_type` (str/ProblemTypes) – Type of problem

**Returns** List of ObjectiveBase instances

### Examples

```
>>> for objective in get_core_objectives("regression"):
...     print(objective.name)
ExpVariance
MaxError
MedianAE
MSE
MAE
R2
Root Mean Squared Error
>>> for objective in get_core_objectives("binary"):
...     print(objective.name)
MCC Binary
Log Loss Binary
Gini
AUC
Precision
F1
Balanced Accuracy Binary
Accuracy Binary
```

`evalml.objectives.utils.get_default_recommendation_objectives(problem_type, imbalanced=False)`

Get the default recommendation score metrics for the given problem type.

**Parameters**

- **problem\_type** (str/ProblemType) – Type of problem
- **imbalanced** (boolean) – For multiclass problems, if the classes are imbalanced. Defaults to False

**Returns** Set of string objective names that correspond to ObjectiveBase objectives

`evalml.objectives.utils.get_non_core_objectives()`

Get non-core objective classes.

Non-core objectives are objectives that are domain-specific. Users typically need to configure these objectives before using them in AutoMLSearch.

**Returns** List of ObjectiveBase classes

`evalml.objectives.utils.get_objective(objective, return_instance=False, **kwargs)`

Returns the Objective class corresponding to a given objective name.

#### Parameters

- **objective** (*str* or *ObjectiveBase*) – Name or instance of the objective class.
- **return\_instance** (*bool*) – Whether to return an instance of the objective. This only applies if objective is of type *str*. Note that the instance will be initialized with default arguments.
- **kwargs** (*Any*) – Any keyword arguments to pass into the objective. Only used when `return_instance=True`.

**Returns** *ObjectiveBase* if the parameter objective is of type *ObjectiveBase*. If objective is instead a valid objective name, function will return the class corresponding to that name. If `return_instance` is `True`, an instance of that objective will be returned.

#### Raises

- **TypeError** – If objective is `None`.
- **TypeError** – If objective is not a string and not an instance of *ObjectiveBase*.
- **ObjectiveNotFoundError** – If input objective is not a valid objective.
- **ObjectiveCreationError** – If objective cannot be created properly.

`evalml.objectives.utils.get_optimization_objectives(problem_type)`

Get objectives for optimization.

**Parameters** **problem\_type** (*str/ProblemTypes*) – Type of problem

**Returns** List of *ObjectiveBase* instances

`evalml.objectives.utils.get_ranking_objectives(problem_type)`

Get objectives for pipeline rankings.

**Parameters** **problem\_type** (*str/ProblemTypes*) – Type of problem

**Returns** List of *ObjectiveBase* instances

`evalml.objectives.utils.normalize_objectives(objectives_to_normalize, max_objectives, min_objectives)`

Converts objectives from a `[0, inf)` scale to `[0, 1]` given a max and min for each objective.

#### Parameters

- **objectives\_to\_normalize** (*dict[str, float]*) – A dictionary mapping objectives to values
- **max\_objectives** (*dict[str, float]*) – The mapping of objectives to the maximum values for normalization
- **min\_objectives** (*dict[str, float]*) – The mapping of objectives to the minimum values for normalization

**Returns** A dictionary mapping objective names to their new normalized values

`evalml.objectives.utils.organize_objectives(problem_type, include=None, exclude=None, imbalanced=False)`

Generate objectives to consider, with optional modifications to the defaults.

#### Parameters

- **problem\_type** (*str/ProblemType*) – Type of problem

- **include** (*list[str/ObjectiveBase]*) – A list of objectives to include beyond the defaults. Defaults to None.
- **exclude** (*list[str/ObjectiveBase]*) – A list of objectives to exclude from the defaults. Defaults to None.
- **imbalanced** (*boolean*) – For multiclass problems, if the classes are imbalanced. Defaults to False

**Returns** List of string objective names that correspond to ObjectiveBase objectives

**Raises**

- **ValueError** – If any objectives to include or exclude are not valid for the problem type
- **ValueError** – If an objective to exclude is not in the default objectives

`evalml.objectives.utils.ranking_only_objectives()`

Get ranking-only objective classes.

Ranking-only objectives are objectives that are useful for evaluating the performance of a model, but should not be used as an optimization objective during AutoMLSearch for various reasons.

**Returns** List of ObjectiveBase classes

`evalml.objectives.utils.recommendation_score(objectives, prioritized_objective=None, custom_weights=None)`

Computes a recommendation score for a model given scores for a group of objectives.

This recommendation score is a weighted average of the given objectives, by default all weighted equally. Passing in a prioritized objective will weight that objective with the prioritized weight, and all other objectives will split the remaining weight equally.

**Parameters**

- **objectives** (*dict[str, float]*) – A dictionary mapping objectives to their values. Objectives should be a float between 0 and 1, where higher is better. If the objective does not represent score this way, scores should first be normalized using the `normalize_objectives` function.
- **prioritized\_objective** (*str*) – An optional name of a priority objective that should be given heavier weight (50% of the total) than the other objectives contributing to the score. Defaults to None, where all objectives are weighted equally.
- **custom\_weights** (*dict[str, float]*) – A dictionary mapping objective names to corresponding weights between 0 and 1. If all objectives are listed, should add up to 1. If a subset of objectives are listed, should add up to less than 1, and remaining weight will be evenly distributed between the remaining objectives. Should not be used at the same time as `prioritized_objective`.

**Returns** A value between 0 and 100 representing how strongly we recommend a pipeline given a set of evaluated objectives

**Raises** **ValueError** – If the objective(s) to prioritize are not in the known objectives, or if the custom weight(s) are not a float between 0 and 1.



## Package Contents

### Classes Summary

<i>AccuracyBinary</i>	Accuracy score for binary classification.
<i>AccuracyMulticlass</i>	Accuracy score for multiclass classification.
<i>AUC</i>	AUC score for binary classification.
<i>AUCMacro</i>	AUC score for multiclass classification using macro averaging.
<i>AUCMicro</i>	AUC score for multiclass classification using micro averaging.
<i>AUCWeighted</i>	AUC Score for multiclass classification using weighted averaging.
<i>BalancedAccuracyBinary</i>	Balanced accuracy score for binary classification.
<i>BalancedAccuracyMulticlass</i>	Balanced accuracy score for multiclass classification.
<i>BinaryClassificationObjective</i>	Base class for all binary classification objectives.
<i>CostBenefitMatrix</i>	Score using a cost-benefit matrix. Scores quantify the benefits of a given value, so greater numeric scores represents a better score. Costs and scores can be negative, indicating that a value is not beneficial. For example, in the case of monetary profit, a negative cost and/or score represents loss of cash flow.
<i>ExpVariance</i>	Explained variance score for regression.
<i>F1</i>	F1 score for binary classification.
<i>F1Macro</i>	F1 score for multiclass classification using macro averaging.
<i>F1Micro</i>	F1 score for multiclass classification using micro averaging.
<i>F1Weighted</i>	F1 score for multiclass classification using weighted averaging.
<i>FraudCost</i>	Score the percentage of money lost of the total transaction amount process due to fraud.
<i>Gini</i>	Gini coefficient for binary classification.
<i>LeadScoring</i>	Lead scoring.
<i>LogLossBinary</i>	Log Loss for binary classification.
<i>LogLossMulticlass</i>	Log Loss for multiclass classification.
<i>MAE</i>	Mean absolute error for regression.
<i>MAPE</i>	Mean absolute percentage error for time series regression. Scaled by 100 to return a percentage.
<i>MASE</i>	Mean absolute scaled error for time series regression.
<i>MaxError</i>	Maximum residual error for regression.
<i>MCCBinary</i>	Matthews correlation coefficient for binary classification.
<i>MCCMulticlass</i>	Matthews correlation coefficient for multiclass classification.
<i>MeanSquaredLogError</i>	Mean squared log error for regression.
<i>MedianAE</i>	Median absolute error for regression.
<i>MSE</i>	Mean squared error for regression.
<i>MulticlassClassificationObjective</i>	Base class for all multiclass classification objectives.
<i>ObjectiveBase</i>	Base class for all objectives.

continues on next page

Table 5 – continued from previous page

<i>Precision</i>	Precision score for binary classification.
<i>PrecisionMacro</i>	Precision score for multiclass classification using macro-averaging.
<i>PrecisionMicro</i>	Precision score for multiclass classification using micro averaging.
<i>PrecisionWeighted</i>	Precision score for multiclass classification using weighted averaging.
<i>R2</i>	Coefficient of determination for regression.
<i>Recall</i>	Recall score for binary classification.
<i>RecallMacro</i>	Recall score for multiclass classification using macro averaging.
<i>RecallMicro</i>	Recall score for multiclass classification using micro averaging.
<i>RecallWeighted</i>	Recall score for multiclass classification using weighted averaging.
<i>RegressionObjective</i>	Base class for all regression objectives.
<i>RootMeanSquaredError</i>	Root mean squared error for regression.
<i>RootMeanSquaredLogError</i>	Root mean squared log error for regression.
<i>SensitivityLowAlert</i>	Sensitivity at Low Alert Rates.
<i>SMAPE</i>	Symmetric mean absolute percentage error for time series regression. Scaled by 100 to return a percentage.

## Functions

<i>get_all_objective_names</i>	Get a list of the names of all objectives.
<i>get_core_objective_names</i>	Get a list of all valid core objectives.
<i>get_core_objectives</i>	Returns all core objective instances associated with the given problem type.
<i>get_default_recommendation_objectives</i>	Get the default recommendation score metrics for the given problem type.
<i>get_non_core_objectives</i>	Get non-core objective classes.
<i>get_objective</i>	Returns the Objective class corresponding to a given objective name.
<i>get_optimization_objectives</i>	Get objectives for optimization.
<i>get_ranking_objectives</i>	Get objectives for pipeline rankings.
<i>normalize_objectives</i>	Converts objectives from a $[0, \infty)$ scale to $[0, 1]$ given a max and min for each objective.
<i>organize_objectives</i>	Generate objectives to consider, with optional modifications to the defaults.
<i>ranking_only_objectives</i>	Get ranking-only objective classes.
<i>recommendation_score</i>	Computes a recommendation score for a model given scores for a group of objectives.

## Contents

### class evalml.objectives.AccuracyBinary

Accuracy score for binary classification.

#### Example

```
>>> y_true = pd.Series([0, 0, 0, 0, 0, 1, 1, 1, 0, 1, 1])
>>> y_pred = pd.Series([0, 0, 0, 0, 0, 0, 0, 0, 0, 0, 1])
>>> np.testing.assert_almost_equal(AccuracyBinary().objective_function(y_true, y_
↳pred), 0.6363636)
```

#### Attributes

<b>ex-pected_range</b>	[0, 1]
<b>greater_is_better</b>	True
<b>is_bounded_like_percentage</b>	True
<b>name</b>	Accuracy Binary
<b>perfect_score</b>	1.0
<b>problem_types</b>	[ProblemTypes.BINARY, ProblemTypes.TIME_SERIES_BINARY]
<b>score_needs_proba</b>	False

#### Methods

<i>calculate_percent_difference</i>	Calculate the percent difference between scores.
<i>can_optimize_threshold</i>	Returns a boolean determining if we can optimize the binary classification objective threshold.
<i>decision_function</i>	Apply a learned threshold to predicted probabilities to get predicted classes.
<i>is_defined_for_problem_type</i>	Returns whether or not an objective is defined for a problem type.
<i>objective_function</i>	Objective function for accuracy score for binary classification.
<i>optimize_threshold</i>	Learn a binary classification threshold which optimizes the current objective.
<i>positive_only</i>	If True, this objective is only valid for positive data. Defaults to False.
<i>score</i>	Returns a numerical score indicating performance based on the differences between the predicted and actual values.
<i>validate_inputs</i>	Validate inputs for scoring.

### classmethod calculate\_percent\_difference(cls, score, baseline\_score)

Calculate the percent difference between scores.

#### Parameters

- **score** (*float*) – A score. Output of the score method of this objective.

- **baseline\_score** (*float*) – A score. Output of the score method of this objective. In practice, this is the score achieved on this objective with a baseline estimator.

**Returns**

**The percent difference between the scores. Note that for objectives that can be interpreted** as percentages, this will be the difference between the reference score and score. For all other objectives, the difference will be normalized by the reference score.

**Return type** float

**property can\_optimize\_threshold**(*cls*)

Returns a boolean determining if we can optimize the binary classification objective threshold.

This will be false for any objective that works directly with predicted probabilities, like log loss and AUC. Otherwise, it will be true.

**Returns** Whether or not an objective can be optimized.

**Return type** bool

**decision\_function**(*self*, *ypred\_proba*, *threshold=0.5*, *X=None*)

Apply a learned threshold to predicted probabilities to get predicted classes.

**Parameters**

- **ypred\_proba** (*pd.Series*, *np.ndarray*) – The classifier’s predicted probabilities
- **threshold** (*float*, *optional*) – Threshold used to make a prediction. Defaults to 0.5.
- **X** (*pd.DataFrame*, *optional*) – Any extra columns that are needed from training data.

**Returns** predictions

**classmethod is\_defined\_for\_problem\_type**(*cls*, *problem\_type*)

Returns whether or not an objective is defined for a problem type.

**objective\_function**(*self*, *y\_true*, *y\_predicted*, *y\_train=None*, *X=None*, *sample\_weight=None*)

Objective function for accuracy score for binary classification.

**optimize\_threshold**(*self*, *ypred\_proba*, *y\_true*, *X=None*)

Learn a binary classification threshold which optimizes the current objective.

**Parameters**

- **ypred\_proba** (*pd.Series*) – The classifier’s predicted probabilities
- **y\_true** (*pd.Series*) – The ground truth for the predictions.
- **X** (*pd.DataFrame*, *optional*) – Any extra columns that are needed from training data.

**Returns** Optimal threshold for this objective.

**Raises** **RuntimeError** – If objective cannot be optimized.

**positive\_only**(*cls*)

If True, this objective is only valid for positive data. Defaults to False.

**score**(*self*, *y\_true*, *y\_predicted*, *y\_train=None*, *X=None*, *sample\_weight=None*)

Returns a numerical score indicating performance based on the differences between the predicted and actual values.

**Parameters**

- **y\_predicted** (*pd.Series*) – Predicted values of length [n\_samples]

- **y\_true** (*pd.Series*) – Actual class labels of length [n\_samples]
- **y\_train** (*pd.Series*) – Observed training values of length [n\_samples]
- **X** (*pd.DataFrame* or *np.ndarray*) – Extra data of shape [n\_samples, n\_features] necessary to calculate score
- **sample\_weight** (*pd.DataFrame* or *np.ndarray*) – Sample weights used in computing objective value result

**Returns** score

**validate\_inputs**(*self*, *y\_true*, *y\_predicted*)

Validate inputs for scoring.

**class** evalml.objectives.**AccuracyMulticlass**

Accuracy score for multiclass classification.

### Example

```
>>> y_true = pd.Series([0, 1, 0, 2, 0, 1, 2, 1, 2, 0, 2])
>>> y_pred = pd.Series([0, 0, 0, 0, 1, 1, 1, 1, 2, 2, 2])
>>> np.testing.assert_almost_equal(AccuracyMulticlass().objective_function(y_true,
↪y_pred), 0.5454545)
```

### Attributes

<b>expected_range</b>	[0, 1]
<b>greater_is_better</b>	True
<b>is_bounded_like_percentage</b>	True
<b>name</b>	Accuracy Multiclass
<b>perfect_score</b>	1.0
<b>problem_types</b>	[ProblemTypes.MULTICLASS, ProblemTypes.TIME_SERIES_MULTICLASS]
<b>score_needs_proba</b>	False

### Methods

<i>calculate_percent_difference</i>	Calculate the percent difference between scores.
<i>is_defined_for_problem_type</i>	Returns whether or not an objective is defined for a problem type.
<i>objective_function</i>	Objective function for accuracy score for multiclass classification.
<i>positive_only</i>	If True, this objective is only valid for positive data. Defaults to False.
<i>score</i>	Returns a numerical score indicating performance based on the differences between the predicted and actual values.
<i>validate_inputs</i>	Validates the input based on a few simple checks.

**classmethod** **calculate\_percent\_difference**(*cls*, *score*, *baseline\_score*)

Calculate the percent difference between scores.

**Parameters**

- **score** (*float*) – A score. Output of the score method of this objective.
- **baseline\_score** (*float*) – A score. Output of the score method of this objective. In practice, this is the score achieved on this objective with a baseline estimator.

**Returns**

**The percent difference between the scores. Note that for objectives that can be interpreted** as percentages, this will be the difference between the reference score and score. For all other objectives, the difference will be normalized by the reference score.

**Return type** float

**classmethod** **is\_defined\_for\_problem\_type**(*cls, problem\_type*)

Returns whether or not an objective is defined for a problem type.

**objective\_function**(*self, y\_true, y\_predicted, y\_train=None, X=None, sample\_weight=None*)

Objective function for accuracy score for multiclass classification.

**positive\_only**(*cls*)

If True, this objective is only valid for positive data. Defaults to False.

**score**(*self, y\_true, y\_predicted, y\_train=None, X=None, sample\_weight=None*)

Returns a numerical score indicating performance based on the differences between the predicted and actual values.

**Parameters**

- **y\_predicted** (*pd.Series*) – Predicted values of length [n\_samples]
- **y\_true** (*pd.Series*) – Actual class labels of length [n\_samples]
- **y\_train** (*pd.Series*) – Observed training values of length [n\_samples]
- **X** (*pd.DataFrame* or *np.ndarray*) – Extra data of shape [n\_samples, n\_features] necessary to calculate score
- **sample\_weight** (*pd.DataFrame* or *np.ndarray*) – Sample weights used in computing objective value result

**Returns** score

**validate\_inputs**(*self, y\_true, y\_predicted*)

Validates the input based on a few simple checks.

**Parameters**

- **y\_predicted** (*pd.Series*, or *pd.DataFrame*) – Predicted values of length [n\_samples].
- **y\_true** (*pd.Series*) – Actual class labels of length [n\_samples].

**Raises ValueError** – If the inputs are malformed.

**class** evalml.objectives.**AUC**

AUC score for binary classification.

## Example

```
>>> y_true = pd.Series([0, 1, 1, 0, 0, 1, 1, 1, 0, 1, 1])
>>> y_pred = pd.Series([0, 0, 0, 0, 0, 0, 0, 0, 0, 0, 1])
>>> np.testing.assert_almost_equal(AUC().objective_function(y_true, y_pred), 0.
↪ 5714285)
```

## Attributes

<b>ex-pected_range</b>	[0, 1]
<b>greater_is_better</b>	True
<b>is_bounded_like_percentage</b>	True
<b>name</b>	AUC
<b>perfect_score</b>	1.0
<b>problem_types</b>	[ProblemTypes.BINARY, ProblemTypes.TIME_SERIES_BINARY]
<b>score_needs_proba</b>	True

## Methods

<i>calculate_percent_difference</i>	Calculate the percent difference between scores.
<i>can_optimize_threshold</i>	Returns a boolean determining if we can optimize the binary classification objective threshold.
<i>decision_function</i>	Apply a learned threshold to predicted probabilities to get predicted classes.
<i>is_defined_for_problem_type</i>	Returns whether or not an objective is defined for a problem type.
<i>objective_function</i>	Objective function for AUC score for binary classification.
<i>optimize_threshold</i>	Learn a binary classification threshold which optimizes the current objective.
<i>positive_only</i>	If True, this objective is only valid for positive data. Defaults to False.
<i>score</i>	Returns a numerical score indicating performance based on the differences between the predicted and actual values.
<i>validate_inputs</i>	Validate inputs for scoring.

**classmethod** `calculate_percent_difference`(cls, score, baseline\_score)

Calculate the percent difference between scores.

### Parameters

- **score** (*float*) – A score. Output of the score method of this objective.
- **baseline\_score** (*float*) – A score. Output of the score method of this objective. In practice, this is the score achieved on this objective with a baseline estimator.

### Returns

**The percent difference between the scores. Note that for objectives that can be interpreted as percentages, this will be the difference between the reference score and score. For all other objectives, the difference will be normalized by the reference score.**

**Return type** float

**property** `can_optimize_threshold(cls)`

Returns a boolean determining if we can optimize the binary classification objective threshold.

This will be false for any objective that works directly with predicted probabilities, like log loss and AUC. Otherwise, it will be true.

**Returns** Whether or not an objective can be optimized.

**Return type** bool

**decision\_function**(*self*, *ypred\_proba*, *threshold=0.5*, *X=None*)

Apply a learned threshold to predicted probabilities to get predicted classes.

**Parameters**

- **ypred\_proba** (*pd.Series*, *np.ndarray*) – The classifier’s predicted probabilities
- **threshold** (*float*, *optional*) – Threshold used to make a prediction. Defaults to 0.5.
- **X** (*pd.DataFrame*, *optional*) – Any extra columns that are needed from training data.

**Returns** predictions

**classmethod** `is_defined_for_problem_type(cls, problem_type)`

Returns whether or not an objective is defined for a problem type.

**objective\_function**(*self*, *y\_true*, *y\_predicted*, *y\_train=None*, *X=None*, *sample\_weight=None*)

Objective function for AUC score for binary classification.

**optimize\_threshold**(*self*, *ypred\_proba*, *y\_true*, *X=None*)

Learn a binary classification threshold which optimizes the current objective.

**Parameters**

- **ypred\_proba** (*pd.Series*) – The classifier’s predicted probabilities
- **y\_true** (*pd.Series*) – The ground truth for the predictions.
- **X** (*pd.DataFrame*, *optional*) – Any extra columns that are needed from training data.

**Returns** Optimal threshold for this objective.

**Raises** **RuntimeError** – If objective cannot be optimized.

**positive\_only**(*cls*)

If True, this objective is only valid for positive data. Defaults to False.

**score**(*self*, *y\_true*, *y\_predicted*, *y\_train=None*, *X=None*, *sample\_weight=None*)

Returns a numerical score indicating performance based on the differences between the predicted and actual values.

**Parameters**

- **y\_predicted** (*pd.Series*) – Predicted values of length [n\_samples]
- **y\_true** (*pd.Series*) – Actual class labels of length [n\_samples]
- **y\_train** (*pd.Series*) – Observed training values of length [n\_samples]
- **X** (*pd.DataFrame* or *np.ndarray*) – Extra data of shape [n\_samples, n\_features] necessary to calculate score
- **sample\_weight** (*pd.DataFrame* or *np.ndarray*) – Sample weights used in computing objective value result



**Returns** score

**validate\_inputs**(*self*, *y\_true*, *y\_predicted*)

Validate inputs for scoring.

**class** evalml.objectives.**AUCMacro**

AUC score for multiclass classification using macro averaging.

### Example

```
>>> y_true = [0, 1, 2, 0, 2, 1]
>>> y_pred = [[0.7, 0.2, 0.1],
...           [0.1, 0.0, 0.9],
...           [0.1, 0.3, 0.6],
...           [0.9, 0.1, 0.0],
...           [0.6, 0.1, 0.3],
...           [0.5, 0.5, 0.0]]
>>> np.testing.assert_almost_equal(AUCMacro().objective_function(y_true, y_pred), 0.75)
```

### Attributes

<b>ex-pected_range</b>	[0, 1]
<b>greater_is_better</b>	True
<b>is_bounded_like_percentage</b>	True
<b>name</b>	AUC Macro
<b>perfect_score</b>	1.0
<b>problem_types</b>	[ProblemTypes.MULTICLASS, ProblemTypes.TIME_SERIES_MULTICLASS]
<b>score_needs_proba</b>	True

### Methods

<i>calculate_percent_difference</i>	Calculate the percent difference between scores.
<i>is_defined_for_problem_type</i>	Returns whether or not an objective is defined for a problem type.
<i>objective_function</i>	Objective function for AUC score for multiclass classification using macro-averaging.
<i>positive_only</i>	If True, this objective is only valid for positive data. Defaults to False.
<i>score</i>	Returns a numerical score indicating performance based on the differences between the predicted and actual values.
<i>validate_inputs</i>	Validates the input based on a few simple checks.

**classmethod** **calculate\_percent\_difference**(*cls*, *score*, *baseline\_score*)

Calculate the percent difference between scores.

### Parameters

- **score** (*float*) – A score. Output of the score method of this objective.

- **baseline\_score** (*float*) – A score. Output of the score method of this objective. In practice, this is the score achieved on this objective with a baseline estimator.

**Returns**

**The percent difference between the scores. Note that for objectives that can be interpreted** as percentages, this will be the difference between the reference score and score. For all other objectives, the difference will be normalized by the reference score.

**Return type** float

**classmethod is\_defined\_for\_problem\_type**(*cls, problem\_type*)

Returns whether or not an objective is defined for a problem type.

**objective\_function**(*self, y\_true, y\_predicted, y\_train=None, X=None, sample\_weight=None*)

Objective function for AUC score for multiclass classification using macro-averaging.

**positive\_only**(*cls*)

If True, this objective is only valid for positive data. Defaults to False.

**score**(*self, y\_true, y\_predicted, y\_train=None, X=None, sample\_weight=None*)

Returns a numerical score indicating performance based on the differences between the predicted and actual values.

**Parameters**

- **y\_predicted** (*pd.Series*) – Predicted values of length [n\_samples]
- **y\_true** (*pd.Series*) – Actual class labels of length [n\_samples]
- **y\_train** (*pd.Series*) – Observed training values of length [n\_samples]
- **X** (*pd.DataFrame* or *np.ndarray*) – Extra data of shape [n\_samples, n\_features] necessary to calculate score
- **sample\_weight** (*pd.DataFrame* or *np.ndarray*) – Sample weights used in computing objective value result

**Returns** score

**validate\_inputs**(*self, y\_true, y\_predicted*)

Validates the input based on a few simple checks.

**Parameters**

- **y\_predicted** (*pd.Series*, or *pd.DataFrame*) – Predicted values of length [n\_samples].
- **y\_true** (*pd.Series*) – Actual class labels of length [n\_samples].

**Raises ValueError** – If the inputs are malformed.

**class evalml.objectives.AUCMicro**

AUC score for multiclass classification using micro averaging.

### Example

```
>>> y_true = [0, 1, 2, 0, 2, 1]
>>> y_pred = [[0.7, 0.2, 0.1],
...           [0.3, 0.5, 0.2],
...           [0.1, 0.3, 0.6],
...           [0.9, 0.1, 0.0],
...           [0.3, 0.1, 0.6],
...           [0.5, 0.5, 0.0]]
>>> np.testing.assert_almost_equal(AUCMicro().objective_function(y_true, y_pred), 0.
↪ 9861111)
```

### Attributes

<b>ex-pected_range</b>	[0, 1]
<b>greater_is_better</b>	True
<b>is_bounded_like_percentage</b>	True
<b>name</b>	AUC Micro
<b>per-fect_score</b>	1.0
<b>prob-lem_types</b>	[ProblemTypes.MULTICLASS, ProblemTypes.TIME_SERIES_MULTICLASS]
<b>score_needs_proba</b>	True

### Methods

<i>calculate_percent_difference</i>	Calculate the percent difference between scores.
<i>is_defined_for_problem_type</i>	Returns whether or not an objective is defined for a problem type.
<i>objective_function</i>	Objective function for AUC score for multiclass classification using micro-averaging.
<i>positive_only</i>	If True, this objective is only valid for positive data. Defaults to False.
<i>score</i>	Returns a numerical score indicating performance based on the differences between the predicted and actual values.
<i>validate_inputs</i>	Validates the input based on a few simple checks.

**classmethod** `calculate_percent_difference(cls, score, baseline_score)`

Calculate the percent difference between scores.

#### Parameters

- **score** (*float*) – A score. Output of the score method of this objective.
- **baseline\_score** (*float*) – A score. Output of the score method of this objective. In practice, this is the score achieved on this objective with a baseline estimator.

#### Returns

**The percent difference between the scores. Note that for objectives that can be interpreted as percentages, this will be the difference between the reference score and score. For all other objectives, the difference will be normalized by the reference score.**

**Return type** float

**classmethod `is_defined_for_problem_type(cls, problem_type)`**

Returns whether or not an objective is defined for a problem type.

**objective\_function(self, y\_true, y\_predicted, y\_train=None, X=None, sample\_weight=None)**

Objective function for AUC score for multiclass classification using micro-averaging.

**positive\_only(cls)**

If True, this objective is only valid for positive data. Defaults to False.

**score(self, y\_true, y\_predicted, y\_train=None, X=None, sample\_weight=None)**

Returns a numerical score indicating performance based on the differences between the predicted and actual values.

#### Parameters

- **y\_predicted** (*pd.Series*) – Predicted values of length [n\_samples]
- **y\_true** (*pd.Series*) – Actual class labels of length [n\_samples]
- **y\_train** (*pd.Series*) – Observed training values of length [n\_samples]
- **X** (*pd.DataFrame* or *np.ndarray*) – Extra data of shape [n\_samples, n\_features] necessary to calculate score
- **sample\_weight** (*pd.DataFrame* or *np.ndarray*) – Sample weights used in computing objective value result

**Returns** score

**validate\_inputs(self, y\_true, y\_predicted)**

Validates the input based on a few simple checks.

#### Parameters

- **y\_predicted** (*pd.Series*, or *pd.DataFrame*) – Predicted values of length [n\_samples].
- **y\_true** (*pd.Series*) – Actual class labels of length [n\_samples].

**Raises ValueError** – If the inputs are malformed.

**class evalml.objectives.AUCWeighted**

AUC Score for multiclass classification using weighted averaging.

#### Example

```
>>> y_true = [0, 1, 2, 0, 2, 1]
>>> y_pred = [[0.7, 0.2, 0.1],
...           [0.1, 0.0, 0.9],
...           [0.1, 0.3, 0.6],
...           [0.1, 0.2, 0.7],
...           [0.6, 0.1, 0.3],
...           [0.5, 0.2, 0.3]]
>>> np.testing.assert_almost_equal(AUCWeighted().objective_function(y_true, y_pred),
↪ 0.4375)
```

## Attributes

<b>ex-pected_range</b>	[0, 1]
<b>greater_is_better</b>	True
<b>is_bounded_like_percentage</b>	True
<b>name</b>	AUC Weighted
<b>per-fect_score</b>	1.0
<b>prob-lem_types</b>	[ProblemTypes.MULTICLASS, ProblemTypes.TIME_SERIES_MULTICLASS]
<b>score_needs_proba</b>	True

## Methods

<i>calculate_percent_difference</i>	Calculate the percent difference between scores.
<i>is_defined_for_problem_type</i>	Returns whether or not an objective is defined for a problem type.
<i>objective_function</i>	Objective function for AUC Score for multiclass classification using weighted averaging.
<i>positive_only</i>	If True, this objective is only valid for positive data. Defaults to False.
<i>score</i>	Returns a numerical score indicating performance based on the differences between the predicted and actual values.
<i>validate_inputs</i>	Validates the input based on a few simple checks.

**classmethod** `calculate_percent_difference(cls, score, baseline_score)`

Calculate the percent difference between scores.

**Parameters**

- **score** (*float*) – A score. Output of the score method of this objective.
- **baseline\_score** (*float*) – A score. Output of the score method of this objective. In practice, this is the score achieved on this objective with a baseline estimator.

**Returns**

**The percent difference between the scores. Note that for objectives that can be interpreted as percentages, this will be the difference between the reference score and score. For all other objectives, the difference will be normalized by the reference score.**

**Return type** float

**classmethod** `is_defined_for_problem_type(cls, problem_type)`

Returns whether or not an objective is defined for a problem type.

**objective\_function**(*self*, *y\_true*, *y\_predicted*, *y\_train=None*, *X=None*, *sample\_weight=None*)

Objective function for AUC Score for multiclass classification using weighted averaging.

**positive\_only**(*cls*)

If True, this objective is only valid for positive data. Defaults to False.

**score**(*self*, *y\_true*, *y\_predicted*, *y\_train=None*, *X=None*, *sample\_weight=None*)

Returns a numerical score indicating performance based on the differences between the predicted and actual values.

### Parameters

- **y\_predicted** (*pd.Series*) – Predicted values of length [n\_samples]
- **y\_true** (*pd.Series*) – Actual class labels of length [n\_samples]
- **y\_train** (*pd.Series*) – Observed training values of length [n\_samples]
- **X** (*pd.DataFrame* or *np.ndarray*) – Extra data of shape [n\_samples, n\_features] necessary to calculate score
- **sample\_weight** (*pd.DataFrame* or *np.ndarray*) – Sample weights used in computing objective value result

**Returns** score

**validate\_inputs**(*self*, *y\_true*, *y\_predicted*)

Validates the input based on a few simple checks.

### Parameters

- **y\_predicted** (*pd.Series*, or *pd.DataFrame*) – Predicted values of length [n\_samples].
- **y\_true** (*pd.Series*) – Actual class labels of length [n\_samples].

**Raises ValueError** – If the inputs are malformed.

**class** evalml.objectives.BalancedAccuracyBinary

Balanced accuracy score for binary classification.

### Example

```
>>> y_true = pd.Series([0, 0, 0, 0, 0, 1, 1, 1, 0, 1, 1])
>>> y_pred = pd.Series([0, 0, 0, 0, 0, 0, 0, 0, 0, 0, 1])
>>> np.testing.assert_almost_equal(BalancedAccuracyBinary().objective_function(y_
↪true, y_pred), 0.60)
```

### Attributes

<b>ex-pected_range</b>	[0, 1]
<b>greater_is_better</b>	True
<b>is_bounded_like_percentage</b>	True
<b>name</b>	Balanced Accuracy Binary
<b>per-fect_score</b>	1.0
<b>prob-lem_types</b>	[ProblemTypes.BINARY, ProblemTypes.TIME_SERIES_BINARY]
<b>score_needs_proba</b>	False

### Methods

<code>calculate_percent_difference</code>	Calculate the percent difference between scores.
<code>can_optimize_threshold</code>	Returns a boolean determining if we can optimize the binary classification objective threshold.
<code>decision_function</code>	Apply a learned threshold to predicted probabilities to get predicted classes.
<code>is_defined_for_problem_type</code>	Returns whether or not an objective is defined for a problem type.
<code>objective_function</code>	Objective function for accuracy score for balanced accuracy for binary classification.
<code>optimize_threshold</code>	Learn a binary classification threshold which optimizes the current objective.
<code>positive_only</code>	If True, this objective is only valid for positive data. Defaults to False.
<code>score</code>	Returns a numerical score indicating performance based on the differences between the predicted and actual values.
<code>validate_inputs</code>	Validate inputs for scoring.

**classmethod** `calculate_percent_difference(cls, score, baseline_score)`

Calculate the percent difference between scores.

**Parameters**

- **score** (*float*) – A score. Output of the score method of this objective.
- **baseline\_score** (*float*) – A score. Output of the score method of this objective. In practice, this is the score achieved on this objective with a baseline estimator.

**Returns**

**The percent difference between the scores. Note that for objectives that can be interpreted** as percentages, this will be the difference between the reference score and score. For all other objectives, the difference will be normalized by the reference score.

**Return type** float

**property** `can_optimize_threshold(cls)`

Returns a boolean determining if we can optimize the binary classification objective threshold.

This will be false for any objective that works directly with predicted probabilities, like log loss and AUC. Otherwise, it will be true.

**Returns** Whether or not an objective can be optimized.

**Return type** bool

**decision\_function(*self*, *ypred\_proba*, *threshold=0.5*, *X=None*)**

Apply a learned threshold to predicted probabilities to get predicted classes.

**Parameters**

- **ypred\_proba** (*pd.Series*, *np.ndarray*) – The classifier’s predicted probabilities
- **threshold** (*float*, *optional*) – Threshold used to make a prediction. Defaults to 0.5.
- **X** (*pd.DataFrame*, *optional*) – Any extra columns that are needed from training data.

**Returns** predictions

**classmethod** `is_defined_for_problem_type(cls, problem_type)`

Returns whether or not an objective is defined for a problem type.

**objective\_function**(*self*, *y\_true*, *y\_predicted*, *y\_train=None*, *X=None*, *sample\_weight=None*)

Objective function for accuracy score for balanced accuracy for binary classification.

**optimize\_threshold**(*self*, *ypred\_proba*, *y\_true*, *X=None*)

Learn a binary classification threshold which optimizes the current objective.

**Parameters**

- **ypred\_proba** (*pd.Series*) – The classifier’s predicted probabilities
- **y\_true** (*pd.Series*) – The ground truth for the predictions.
- **X** (*pd.DataFrame*, *optional*) – Any extra columns that are needed from training data.

**Returns** Optimal threshold for this objective.

**Raises** **RuntimeError** – If objective cannot be optimized.

**positive\_only**(*cls*)

If True, this objective is only valid for positive data. Defaults to False.

**score**(*self*, *y\_true*, *y\_predicted*, *y\_train=None*, *X=None*, *sample\_weight=None*)

Returns a numerical score indicating performance based on the differences between the predicted and actual values.

**Parameters**

- **y\_predicted** (*pd.Series*) – Predicted values of length [n\_samples]
- **y\_true** (*pd.Series*) – Actual class labels of length [n\_samples]
- **y\_train** (*pd.Series*) – Observed training values of length [n\_samples]
- **X** (*pd.DataFrame* or *np.ndarray*) – Extra data of shape [n\_samples, n\_features] necessary to calculate score
- **sample\_weight** (*pd.DataFrame* or *np.ndarray*) – Sample weights used in computing objective value result

**Returns** score

**validate\_inputs**(*self*, *y\_true*, *y\_predicted*)

Validate inputs for scoring.

**class** `evalml.objectives.BalancedAccuracyMulticlass`

Balanced accuracy score for multiclass classification.

## Example

```
>>> y_true = pd.Series([0, 1, 0, 2, 0, 1, 2, 1, 2, 0, 2])
>>> y_pred = pd.Series([0, 0, 0, 0, 1, 1, 1, 1, 2, 2, 2])
>>> np.testing.assert_almost_equal(BalancedAccuracyMulticlass().objective_
↪ function(y_true, y_pred), 0.555555)
```

**Attributes**



<b>ex-pected_range</b>	[0, 1]
<b>greater_is_better</b>	True
<b>is_bounded_like_percentage</b>	True
<b>name</b>	Balanced Accuracy Multiclass
<b>perfect_score</b>	1.0
<b>problem_types</b>	[ProblemTypes.MULTICLASS, ProblemTypes.TIME_SERIES_MULTICLASS]
<b>score_needs_problem</b>	True

## Methods

<i>calculate_percent_difference</i>	Calculate the percent difference between scores.
<i>is_defined_for_problem_type</i>	Returns whether or not an objective is defined for a problem type.
<i>objective_function</i>	Objective function for accuracy score for balanced accuracy for multiclass classification.
<i>positive_only</i>	If True, this objective is only valid for positive data. Defaults to False.
<i>score</i>	Returns a numerical score indicating performance based on the differences between the predicted and actual values.
<i>validate_inputs</i>	Validates the input based on a few simple checks.

**classmethod** `calculate_percent_difference(cls, score, baseline_score)`

Calculate the percent difference between scores.

### Parameters

- **score** (*float*) – A score. Output of the score method of this objective.
- **baseline\_score** (*float*) – A score. Output of the score method of this objective. In practice, this is the score achieved on this objective with a baseline estimator.

### Returns

**The percent difference between the scores. Note that for objectives that can be interpreted as percentages, this will be the difference between the reference score and score. For all other objectives, the difference will be normalized by the reference score.**

**Return type** float

**classmethod** `is_defined_for_problem_type(cls, problem_type)`

Returns whether or not an objective is defined for a problem type.

**objective\_function**(*self, y\_true, y\_predicted, y\_train=None, X=None, sample\_weight=None*)

Objective function for accuracy score for balanced accuracy for multiclass classification.

**positive\_only**(*cls*)

If True, this objective is only valid for positive data. Defaults to False.

**score**(*self, y\_true, y\_predicted, y\_train=None, X=None, sample\_weight=None*)

Returns a numerical score indicating performance based on the differences between the predicted and actual values.

### Parameters

- **y\_predicted** (*pd.Series*) – Predicted values of length [n\_samples]
- **y\_true** (*pd.Series*) – Actual class labels of length [n\_samples]
- **y\_train** (*pd.Series*) – Observed training values of length [n\_samples]
- **X** (*pd.DataFrame* or *np.ndarray*) – Extra data of shape [n\_samples, n\_features] necessary to calculate score
- **sample\_weight** (*pd.DataFrame* or *np.ndarray*) – Sample weights used in computing objective value result

**Returns** score

**validate\_inputs**(*self*, *y\_true*, *y\_predicted*)

Validates the input based on a few simple checks.

**Parameters**

- **y\_predicted** (*pd.Series*, or *pd.DataFrame*) – Predicted values of length [n\_samples].
- **y\_true** (*pd.Series*) – Actual class labels of length [n\_samples].

**Raises ValueError** – If the inputs are malformed.

**class** evalml.objectives.**BinaryClassificationObjective**

Base class for all binary classification objectives.

**Attributes**

<b>problem_types</b>	[ProblemTypes.BINARY, ProblemTypes.TIME_SERIES_BINARY]
----------------------	--

**Methods**

<i>calculate_percent_difference</i>	Calculate the percent difference between scores.
<i>can_optimize_threshold</i>	Returns a boolean determining if we can optimize the binary classification objective threshold.
<i>decision_function</i>	Apply a learned threshold to predicted probabilities to get predicted classes.
<i>expected_range</i>	Returns the expected range of the objective, which is not necessarily the possible ranges.
<i>greater_is_better</i>	Returns a boolean determining if a greater score indicates better model performance.
<i>is_bounded_like_percentage</i>	Returns whether this objective is bounded between 0 and 1, inclusive.
<i>is_defined_for_problem_type</i>	Returns whether or not an objective is defined for a problem type.
<i>name</i>	Returns a name describing the objective.
<i>objective_function</i>	Computes the relative value of the provided predictions compared to the actual labels, according a specified metric.
<i>optimize_threshold</i>	Learn a binary classification threshold which optimizes the current objective.
<i>perfect_score</i>	Returns the score obtained by evaluating this objective on a perfect model.
<i>positive_only</i>	If True, this objective is only valid for positive data. Defaults to False.
<i>score</i>	Returns a numerical score indicating performance based on the differences between the predicted and actual values.
<i>score_needs_proba</i>	Returns a boolean determining if the score() method needs probability estimates.
<i>validate_inputs</i>	Validate inputs for scoring.

**classmethod** `calculate_percent_difference(cls, score, baseline_score)`

Calculate the percent difference between scores.

#### Parameters

- **score** (*float*) – A score. Output of the score method of this objective.
- **baseline\_score** (*float*) – A score. Output of the score method of this objective. In practice, this is the score achieved on this objective with a baseline estimator.

#### Returns

**The percent difference between the scores. Note that for objectives that can be interpreted as percentages, this will be the difference between the reference score and score. For all other objectives, the difference will be normalized by the reference score.**

**Return type** float

**property** `can_optimize_threshold(cls)`

Returns a boolean determining if we can optimize the binary classification objective threshold.

This will be false for any objective that works directly with predicted probabilities, like log loss and AUC. Otherwise, it will be true.

**Returns** Whether or not an objective can be optimized.

**Return type** bool

**decision\_function**(*self*, *ypred\_proba*, *threshold=0.5*, *X=None*)

Apply a learned threshold to predicted probabilities to get predicted classes.

**Parameters**

- **ypred\_proba** (*pd.Series*, *np.ndarray*) – The classifier’s predicted probabilities
- **threshold** (*float*, *optional*) – Threshold used to make a prediction. Defaults to 0.5.
- **X** (*pd.DataFrame*, *optional*) – Any extra columns that are needed from training data.

**Returns** predictions

**property expected\_range**(*cls*)

Returns the expected range of the objective, which is not necessarily the possible ranges.

For example, our expected R2 range is from [-1, 1], although the actual range is (-inf, 1].

**property greater\_is\_better**(*cls*)

Returns a boolean determining if a greater score indicates better model performance.

**property is\_bounded\_like\_percentage**(*cls*)

Returns whether this objective is bounded between 0 and 1, inclusive.

**classmethod is\_defined\_for\_problem\_type**(*cls*, *problem\_type*)

Returns whether or not an objective is defined for a problem type.

**property name**(*cls*)

Returns a name describing the objective.

**abstract classmethod objective\_function**(*cls*, *y\_true*, *y\_predicted*, *y\_train=None*, *X=None*,  
*sample\_weight=None*)

Computes the relative value of the provided predictions compared to the actual labels, according a specified metric.

**Parameters**

- **y\_predicted** (*pd.Series*) – Predicted values of length [n\_samples]
- **y\_true** (*pd.Series*) – Actual class labels of length [n\_samples]
- **y\_train** (*pd.Series*) – Observed training values of length [n\_samples]
- **X** (*pd.DataFrame* or *np.ndarray*) – Extra data of shape [n\_samples, n\_features] necessary to calculate score
- **sample\_weight** (*pd.DataFrame* or *np.ndarray*) – Sample weights used in computing objective value result

**Returns** Numerical value used to calculate score

**optimize\_threshold**(*self*, *ypred\_proba*, *y\_true*, *X=None*)

Learn a binary classification threshold which optimizes the current objective.

**Parameters**

- **ypred\_proba** (*pd.Series*) – The classifier’s predicted probabilities
- **y\_true** (*pd.Series*) – The ground truth for the predictions.
- **X** (*pd.DataFrame*, *optional*) – Any extra columns that are needed from training data.

**Returns** Optimal threshold for this objective.

**Raises** **RuntimeError** – If objective cannot be optimized.

**property perfect\_score**(*cls*)

Returns the score obtained by evaluating this objective on a perfect model.

**positive\_only**(*cls*)

If True, this objective is only valid for positive data. Defaults to False.

**score**(*self*, *y\_true*, *y\_predicted*, *y\_train=None*, *X=None*, *sample\_weight=None*)

Returns a numerical score indicating performance based on the differences between the predicted and actual values.

#### Parameters

- **y\_predicted** (*pd.Series*) – Predicted values of length [n\_samples]
- **y\_true** (*pd.Series*) – Actual class labels of length [n\_samples]
- **y\_train** (*pd.Series*) – Observed training values of length [n\_samples]
- **X** (*pd.DataFrame* or *np.ndarray*) – Extra data of shape [n\_samples, n\_features] necessary to calculate score
- **sample\_weight** (*pd.DataFrame* or *np.ndarray*) – Sample weights used in computing objective value result

Returns score

**property score\_needs\_proba**(*cls*)

Returns a boolean determining if the score() method needs probability estimates.

This should be true for objectives which work with predicted probabilities, like log loss or AUC, and false for objectives which compare predicted class labels to the actual labels, like F1 or correlation.

**validate\_inputs**(*self*, *y\_true*, *y\_predicted*)

Validate inputs for scoring.

**class evalml.objectives.CostBenefitMatrix**(*true\_positive*, *true\_negative*, *false\_positive*, *false\_negative*)

Score using a cost-benefit matrix. Scores quantify the benefits of a given value, so greater numeric scores represents a better score. Costs and scores can be negative, indicating that a value is not beneficial. For example, in the case of monetary profit, a negative cost and/or score represents loss of cash flow.

#### Parameters

- **true\_positive** (*float*) – Cost associated with true positive predictions.
- **true\_negative** (*float*) – Cost associated with true negative predictions.
- **false\_positive** (*float*) – Cost associated with false positive predictions.
- **false\_negative** (*float*) – Cost associated with false negative predictions.

#### Attributes

<b>ex-pected_range</b>	None
<b>greater_is_better</b>	True
<b>is_bounded_like_percentage</b>	False
<b>name</b>	Cost Benefit Matrix
<b>perfect_score</b>	None
<b>problem_types</b>	[ProblemTypes.BINARY, ProblemTypes.TIME_SERIES_BINARY]
<b>score_needs_proba</b>	False

## Methods

<code>calculate_percent_difference</code>	Calculate the percent difference between scores.
<code>can_optimize_threshold</code>	Returns a boolean determining if we can optimize the binary classification objective threshold.
<code>decision_function</code>	Apply a learned threshold to predicted probabilities to get predicted classes.
<code>is_defined_for_problem_type</code>	Returns whether or not an objective is defined for a problem type.
<code>objective_function</code>	Calculates cost-benefit of the using the predicted and true values.
<code>optimize_threshold</code>	Learn a binary classification threshold which optimizes the current objective.
<code>positive_only</code>	If True, this objective is only valid for positive data. Defaults to False.
<code>score</code>	Returns a numerical score indicating performance based on the differences between the predicted and actual values.
<code>validate_inputs</code>	Validate inputs for scoring.

**classmethod** `calculate_percent_difference`(*cls*, *score*, *baseline\_score*)

Calculate the percent difference between scores.

### Parameters

- **score** (*float*) – A score. Output of the score method of this objective.
- **baseline\_score** (*float*) – A score. Output of the score method of this objective. In practice, this is the score achieved on this objective with a baseline estimator.

### Returns

**The percent difference between the scores. Note that for objectives that can be interpreted as percentages, this will be the difference between the reference score and score. For all other objectives, the difference will be normalized by the reference score.**

**Return type** float

**property** `can_optimize_threshold`(*cls*)

Returns a boolean determining if we can optimize the binary classification objective threshold.

This will be false for any objective that works directly with predicted probabilities, like log loss and AUC. Otherwise, it will be true.

**Returns** Whether or not an objective can be optimized.

**Return type** bool

**decision\_function**(*self*, *ypred\_proba*, *threshold=0.5*, *X=None*)

Apply a learned threshold to predicted probabilities to get predicted classes.

### Parameters

- **ypred\_proba** (*pd.Series*, *np.ndarray*) – The classifier’s predicted probabilities
- **threshold** (*float*, *optional*) – Threshold used to make a prediction. Defaults to 0.5.
- **X** (*pd.DataFrame*, *optional*) – Any extra columns that are needed from training data.

**Returns** predictions

**classmethod** `is_defined_for_problem_type(cls, problem_type)`

Returns whether or not an objective is defined for a problem type.

**objective\_function**(*self*, *y\_true*, *y\_predicted*, *y\_train=None*, *X=None*, *sample\_weight=None*)

Calculates cost-benefit of the using the predicted and true values.

**Parameters**

- **y\_predicted** (*pd.Series*) – Predicted labels.
- **y\_true** (*pd.Series*) – True labels.
- **y\_train** (*pd.Series*) – Ignored.
- **X** (*pd.DataFrame*) – Ignored.
- **sample\_weight** (*pd.DataFrame*) – Ignored.

**Returns** Cost-benefit matrix score

**Return type** float

**optimize\_threshold**(*self*, *ypred\_proba*, *y\_true*, *X=None*)

Learn a binary classification threshold which optimizes the current objective.

**Parameters**

- **ypred\_proba** (*pd.Series*) – The classifier’s predicted probabilities
- **y\_true** (*pd.Series*) – The ground truth for the predictions.
- **X** (*pd.DataFrame*, *optional*) – Any extra columns that are needed from training data.

**Returns** Optimal threshold for this objective.

**Raises** **RuntimeError** – If objective cannot be optimized.

**positive\_only**(*cls*)

If True, this objective is only valid for positive data. Defaults to False.

**score**(*self*, *y\_true*, *y\_predicted*, *y\_train=None*, *X=None*, *sample\_weight=None*)

Returns a numerical score indicating performance based on the differences between the predicted and actual values.

**Parameters**

- **y\_predicted** (*pd.Series*) – Predicted values of length [n\_samples]
- **y\_true** (*pd.Series*) – Actual class labels of length [n\_samples]
- **y\_train** (*pd.Series*) – Observed training values of length [n\_samples]
- **X** (*pd.DataFrame* or *np.ndarray*) – Extra data of shape [n\_samples, n\_features] necessary to calculate score
- **sample\_weight** (*pd.DataFrame* or *np.ndarray*) – Sample weights used in computing objective value result

**Returns** score

**validate\_inputs**(*self*, *y\_true*, *y\_predicted*)

Validate inputs for scoring.

**class** `evalml.objectives.ExpVariance`

Explained variance score for regression.

### Example

```
>>> y_true = pd.Series([1.5, 2, 3, 1, 0.5, 1, 2.5, 2.5, 1, 0.5, 2])
>>> y_pred = pd.Series([1.5, 2.5, 2, 1, 0.5, 1, 3, 2.25, 0.75, 0.25, 1.75])
>>> np.testing.assert_almost_equal(ExpVariance().objective_function(y_true, y_pred),
→ 0.7760736)
```

### Attributes

<b>ex-pected_range</b>	None
<b>greater_is_better</b>	True
<b>is_bounded_like_percentage</b>	False
<b>name</b>	ExpVariance
<b>per-fect_score</b>	1.0
<b>prob-lem_types</b>	[ProblemTypes.REGRESSION, ProblemTypes.TIME_SERIES_REGRESSION]
<b>score_needs_positive</b>	False

### Methods

<a href="#"><i>calculate_percent_difference</i></a>	Calculate the percent difference between scores.
<a href="#"><i>is_defined_for_problem_type</i></a>	Returns whether or not an objective is defined for a problem type.
<a href="#"><i>objective_function</i></a>	Objective function for explained variance score for regression.
<a href="#"><i>positive_only</i></a>	If True, this objective is only valid for positive data. Defaults to False.
<a href="#"><i>score</i></a>	Returns a numerical score indicating performance based on the differences between the predicted and actual values.
<a href="#"><i>validate_inputs</i></a>	Validates the input based on a few simple checks.

**classmethod** `calculate_percent_difference(cls, score, baseline_score)`

Calculate the percent difference between scores.

#### Parameters

- **score** (*float*) – A score. Output of the score method of this objective.
- **baseline\_score** (*float*) – A score. Output of the score method of this objective. In practice, this is the score achieved on this objective with a baseline estimator.

#### Returns

**The percent difference between the scores. Note that for objectives that can be interpreted as percentages, this will be the difference between the reference score and score. For all other objectives, the difference will be normalized by the reference score.**

**Return type** float

**classmethod** `is_defined_for_problem_type(cls, problem_type)`

Returns whether or not an objective is defined for a problem type.



**objective\_function**(*self*, *y\_true*, *y\_predicted*, *y\_train=None*, *X=None*, *sample\_weight=None*)

Objective function for explained variance score for regression.

**positive\_only**(*cls*)

If True, this objective is only valid for positive data. Defaults to False.

**score**(*self*, *y\_true*, *y\_predicted*, *y\_train=None*, *X=None*, *sample\_weight=None*)

Returns a numerical score indicating performance based on the differences between the predicted and actual values.

#### Parameters

- **y\_predicted** (*pd.Series*) – Predicted values of length [n\_samples]
- **y\_true** (*pd.Series*) – Actual class labels of length [n\_samples]
- **y\_train** (*pd.Series*) – Observed training values of length [n\_samples]
- **X** (*pd.DataFrame* or *np.ndarray*) – Extra data of shape [n\_samples, n\_features] necessary to calculate score
- **sample\_weight** (*pd.DataFrame* or *np.ndarray*) – Sample weights used in computing objective value result

**Returns** score

**validate\_inputs**(*self*, *y\_true*, *y\_predicted*)

Validates the input based on a few simple checks.

#### Parameters

- **y\_predicted** (*pd.Series*, or *pd.DataFrame*) – Predicted values of length [n\_samples].
- **y\_true** (*pd.Series*) – Actual class labels of length [n\_samples].

**Raises ValueError** – If the inputs are malformed.

**class** evalml.objectives.**F1**

F1 score for binary classification.

### Example

```
>>> y_true = pd.Series([0, 1, 1, 0, 0, 1, 1, 1, 0, 1, 1])
>>> y_pred = pd.Series([0, 0, 0, 0, 0, 0, 0, 0, 0, 0, 1])
>>> np.testing.assert_almost_equal(F1().objective_function(y_true, y_pred), 0.25)
```

#### Attributes

<b>ex-pected_range</b>	[0, 1]
<b>greater_is_better</b>	True
<b>is_bounded_like_percentage</b>	True
<b>name</b>	F1
<b>perfect_score</b>	1.0
<b>problem_types</b>	[ProblemTypes.BINARY, ProblemTypes.TIME_SERIES_BINARY]
<b>score_needs_proba</b>	False

## Methods

<code>calculate_percent_difference</code>	Calculate the percent difference between scores.
<code>can_optimize_threshold</code>	Returns a boolean determining if we can optimize the binary classification objective threshold.
<code>decision_function</code>	Apply a learned threshold to predicted probabilities to get predicted classes.
<code>is_defined_for_problem_type</code>	Returns whether or not an objective is defined for a problem type.
<code>objective_function</code>	Objective function for F1 score for binary classification.
<code>optimize_threshold</code>	Learn a binary classification threshold which optimizes the current objective.
<code>positive_only</code>	If True, this objective is only valid for positive data. Defaults to False.
<code>score</code>	Returns a numerical score indicating performance based on the differences between the predicted and actual values.
<code>validate_inputs</code>	Validate inputs for scoring.

**classmethod** `calculate_percent_difference`(*cls*, *score*, *baseline\_score*)

Calculate the percent difference between scores.

### Parameters

- **score** (*float*) – A score. Output of the score method of this objective.
- **baseline\_score** (*float*) – A score. Output of the score method of this objective. In practice, this is the score achieved on this objective with a baseline estimator.

### Returns

**The percent difference between the scores. Note that for objectives that can be interpreted as percentages, this will be the difference between the reference score and score. For all other objectives, the difference will be normalized by the reference score.**

**Return type** float

**property** `can_optimize_threshold`(*cls*)

Returns a boolean determining if we can optimize the binary classification objective threshold.

This will be false for any objective that works directly with predicted probabilities, like log loss and AUC. Otherwise, it will be true.

**Returns** Whether or not an objective can be optimized.

**Return type** bool

**decision\_function**(*self*, *ypred\_proba*, *threshold=0.5*, *X=None*)

Apply a learned threshold to predicted probabilities to get predicted classes.

### Parameters

- **ypred\_proba** (*pd.Series*, *np.ndarray*) – The classifier’s predicted probabilities
- **threshold** (*float*, *optional*) – Threshold used to make a prediction. Defaults to 0.5.
- **X** (*pd.DataFrame*, *optional*) – Any extra columns that are needed from training data.

**Returns** predictions

**classmethod** `is_defined_for_problem_type(cls, problem_type)`

Returns whether or not an objective is defined for a problem type.

**objective\_function**(*self*, *y\_true*, *y\_predicted*, *y\_train=None*, *X=None*, *sample\_weight=None*)

Objective function for F1 score for binary classification.

**optimize\_threshold**(*self*, *ypred\_proba*, *y\_true*, *X=None*)

Learn a binary classification threshold which optimizes the current objective.

#### Parameters

- **ypred\_proba** (*pd.Series*) – The classifier’s predicted probabilities
- **y\_true** (*pd.Series*) – The ground truth for the predictions.
- **X** (*pd.DataFrame*, *optional*) – Any extra columns that are needed from training data.

**Returns** Optimal threshold for this objective.

**Raises** **RuntimeError** – If objective cannot be optimized.

**positive\_only**(*cls*)

If True, this objective is only valid for positive data. Defaults to False.

**score**(*self*, *y\_true*, *y\_predicted*, *y\_train=None*, *X=None*, *sample\_weight=None*)

Returns a numerical score indicating performance based on the differences between the predicted and actual values.

#### Parameters

- **y\_predicted** (*pd.Series*) – Predicted values of length [n\_samples]
- **y\_true** (*pd.Series*) – Actual class labels of length [n\_samples]
- **y\_train** (*pd.Series*) – Observed training values of length [n\_samples]
- **X** (*pd.DataFrame* or *np.ndarray*) – Extra data of shape [n\_samples, n\_features] necessary to calculate score
- **sample\_weight** (*pd.DataFrame* or *np.ndarray*) – Sample weights used in computing objective value result

**Returns** score

**validate\_inputs**(*self*, *y\_true*, *y\_predicted*)

Validate inputs for scoring.

**class** `evalml.objectives.F1Macro`

F1 score for multiclass classification using macro averaging.

### Example

```
>>> y_true = pd.Series([0, 1, 0, 2, 0, 1, 2, 1, 2, 0, 2])
>>> y_pred = pd.Series([0, 0, 0, 0, 1, 1, 1, 1, 2, 2, 2])
>>> np.testing.assert_almost_equal(F1Macro().objective_function(y_true, y_pred), 0.
↪ 5476190)
```

#### Attributes

<b>ex-pected_range</b>	[0, 1]
<b>greater_is_better</b>	True
<b>is_bounded_like_percentage</b>	True
<b>name</b>	F1 Macro
<b>perfect_score</b>	1.0
<b>problem_types</b>	[ProblemTypes.MULTICLASS, ProblemTypes.TIME_SERIES_MULTICLASS]
<b>score_needs_problem</b>	True

## Methods

<i>calculate_percent_difference</i>	Calculate the percent difference between scores.
<i>is_defined_for_problem_type</i>	Returns whether or not an objective is defined for a problem type.
<i>objective_function</i>	Objective function for F1 score for multiclass classification using macro averaging.
<i>positive_only</i>	If True, this objective is only valid for positive data. Defaults to False.
<i>score</i>	Returns a numerical score indicating performance based on the differences between the predicted and actual values.
<i>validate_inputs</i>	Validates the input based on a few simple checks.

**classmethod** `calculate_percent_difference(cls, score, baseline_score)`

Calculate the percent difference between scores.

### Parameters

- **score** (*float*) – A score. Output of the score method of this objective.
- **baseline\_score** (*float*) – A score. Output of the score method of this objective. In practice, this is the score achieved on this objective with a baseline estimator.

### Returns

**The percent difference between the scores. Note that for objectives that can be interpreted as percentages, this will be the difference between the reference score and score. For all other objectives, the difference will be normalized by the reference score.**

**Return type** float

**classmethod** `is_defined_for_problem_type(cls, problem_type)`

Returns whether or not an objective is defined for a problem type.

**objective\_function**(*self*, *y\_true*, *y\_predicted*, *y\_train=None*, *X=None*, *sample\_weight=None*)

Objective function for F1 score for multiclass classification using macro averaging.

**positive\_only**(*cls*)

If True, this objective is only valid for positive data. Defaults to False.

**score**(*self*, *y\_true*, *y\_predicted*, *y\_train=None*, *X=None*, *sample\_weight=None*)

Returns a numerical score indicating performance based on the differences between the predicted and actual values.

### Parameters

- **y\_predicted** (*pd.Series*) – Predicted values of length [n\_samples]
- **y\_true** (*pd.Series*) – Actual class labels of length [n\_samples]
- **y\_train** (*pd.Series*) – Observed training values of length [n\_samples]
- **X** (*pd.DataFrame* or *np.ndarray*) – Extra data of shape [n\_samples, n\_features] necessary to calculate score
- **sample\_weight** (*pd.DataFrame* or *np.ndarray*) – Sample weights used in computing objective value result

**Returns** score

**validate\_inputs**(*self, y\_true, y\_predicted*)

Validates the input based on a few simple checks.

**Parameters**

- **y\_predicted** (*pd.Series*, or *pd.DataFrame*) – Predicted values of length [n\_samples].
- **y\_true** (*pd.Series*) – Actual class labels of length [n\_samples].

**Raises** **ValueError** – If the inputs are malformed.

**class** evalml.objectives.**F1Micro**

F1 score for multiclass classification using micro averaging.

### Example

```
>>> y_true = pd.Series([0, 1, 0, 2, 0, 1, 2, 1, 2, 0, 2])
>>> y_pred = pd.Series([0, 0, 0, 0, 1, 1, 1, 1, 2, 2, 2])
>>> np.testing.assert_almost_equal(F1Micro().objective_function(y_true, y_pred), 0.5454545)
```

### Attributes

<b>expected_range</b>	[0, 1]
<b>greater_is_better</b>	True
<b>is_bounded_like_percentage</b>	True
<b>name</b>	F1 Micro
<b>perfect_score</b>	1.0
<b>problem_types</b>	[ProblemTypes.MULTICLASS, ProblemTypes.TIME_SERIES_MULTICLASS]
<b>score_needs_proba</b>	False

### Methods

<code>calculate_percent_difference</code>	Calculate the percent difference between scores.
<code>is_defined_for_problem_type</code>	Returns whether or not an objective is defined for a problem type.
<code>objective_function</code>	Objective function for F1 score for multiclass classification.
<code>positive_only</code>	If True, this objective is only valid for positive data. Defaults to False.
<code>score</code>	Returns a numerical score indicating performance based on the differences between the predicted and actual values.
<code>validate_inputs</code>	Validates the input based on a few simple checks.

**classmethod** `calculate_percent_difference`(*cls*, *score*, *baseline\_score*)

Calculate the percent difference between scores.

**Parameters**

- **score** (*float*) – A score. Output of the score method of this objective.
- **baseline\_score** (*float*) – A score. Output of the score method of this objective. In practice, this is the score achieved on this objective with a baseline estimator.

**Returns**

**The percent difference between the scores. Note that for objectives that can be interpreted** as percentages, this will be the difference between the reference score and score. For all other objectives, the difference will be normalized by the reference score.

**Return type** float

**classmethod** `is_defined_for_problem_type`(*cls*, *problem\_type*)

Returns whether or not an objective is defined for a problem type.

**objective\_function**(*self*, *y\_true*, *y\_predicted*, *y\_train=None*, *X=None*, *sample\_weight=None*)

Objective function for F1 score for multiclass classification.

**positive\_only**(*cls*)

If True, this objective is only valid for positive data. Defaults to False.

**score**(*self*, *y\_true*, *y\_predicted*, *y\_train=None*, *X=None*, *sample\_weight=None*)

Returns a numerical score indicating performance based on the differences between the predicted and actual values.

**Parameters**

- **y\_predicted** (*pd.Series*) – Predicted values of length [n\_samples]
- **y\_true** (*pd.Series*) – Actual class labels of length [n\_samples]
- **y\_train** (*pd.Series*) – Observed training values of length [n\_samples]
- **X** (*pd.DataFrame* or *np.ndarray*) – Extra data of shape [n\_samples, n\_features] necessary to calculate score
- **sample\_weight** (*pd.DataFrame* or *np.ndarray*) – Sample weights used in computing objective value result

**Returns** score

**validate\_inputs**(*self*, *y\_true*, *y\_predicted*)

Validates the input based on a few simple checks.

#### Parameters

- **y\_predicted** (*pd.Series*, or *pd.DataFrame*) – Predicted values of length [n\_samples].
- **y\_true** (*pd.Series*) – Actual class labels of length [n\_samples].

**Raises ValueError** – If the inputs are malformed.

**class** evalml.objectives.**F1Weighted**

F1 score for multiclass classification using weighted averaging.

#### Example

```
>>> y_true = pd.Series([0, 1, 0, 2, 0, 1, 2, 1, 2, 0, 2])
>>> y_pred = pd.Series([0, 0, 0, 0, 1, 1, 1, 1, 2, 2, 2])
>>> np.testing.assert_almost_equal(F1Weighted().objective_function(y_true, y_pred),
→0.5454545)
```

#### Attributes

<b>ex-pected_range</b>	[0, 1]
<b>greater_is_better</b>	True
<b>is_bounded_like_percentage</b>	True
<b>name</b>	F1 Weighted
<b>perfect_score</b>	1.0
<b>problem_types</b>	[ProblemTypes.MULTICLASS, ProblemTypes.TIME_SERIES_MULTICLASS]
<b>score_needs_proba</b>	False

#### Methods

<i>calculate_percent_difference</i>	Calculate the percent difference between scores.
<i>is_defined_for_problem_type</i>	Returns whether or not an objective is defined for a problem type.
<i>objective_function</i>	Objective function for F1 score for multiclass classification using weighted averaging.
<i>positive_only</i>	If True, this objective is only valid for positive data. Defaults to False.
<i>score</i>	Returns a numerical score indicating performance based on the differences between the predicted and actual values.
<i>validate_inputs</i>	Validates the input based on a few simple checks.

**classmethod** **calculate\_percent\_difference**(*cls*, *score*, *baseline\_score*)

Calculate the percent difference between scores.

#### Parameters

- **score** (*float*) – A score. Output of the score method of this objective.
- **baseline\_score** (*float*) – A score. Output of the score method of this objective. In practice, this is the score achieved on this objective with a baseline estimator.

**Returns**

**The percent difference between the scores. Note that for objectives that can be interpreted** as percentages, this will be the difference between the reference score and score. For all other objectives, the difference will be normalized by the reference score.

**Return type** float

**classmethod** `is_defined_for_problem_type(cls, problem_type)`

Returns whether or not an objective is defined for a problem type.

**objective\_function**(*self, y\_true, y\_predicted, y\_train=None, X=None, sample\_weight=None*)

Objective function for F1 score for multiclass classification using weighted averaging.

**positive\_only**(*cls*)

If True, this objective is only valid for positive data. Defaults to False.

**score**(*self, y\_true, y\_predicted, y\_train=None, X=None, sample\_weight=None*)

Returns a numerical score indicating performance based on the differences between the predicted and actual values.

**Parameters**

- **y\_predicted** (*pd.Series*) – Predicted values of length [n\_samples]
- **y\_true** (*pd.Series*) – Actual class labels of length [n\_samples]
- **y\_train** (*pd.Series*) – Observed training values of length [n\_samples]
- **X** (*pd.DataFrame* or *np.ndarray*) – Extra data of shape [n\_samples, n\_features] necessary to calculate score
- **sample\_weight** (*pd.DataFrame* or *np.ndarray*) – Sample weights used in computing objective value result

**Returns** score

**validate\_inputs**(*self, y\_true, y\_predicted*)

Validates the input based on a few simple checks.

**Parameters**

- **y\_predicted** (*pd.Series, or pd.DataFrame*) – Predicted values of length [n\_samples].
- **y\_true** (*pd.Series*) – Actual class labels of length [n\_samples].

**Raises ValueError** – If the inputs are malformed.

**class** `evalml.objectives.FraudCost(retry_percentage=0.5, interchange_fee=0.02, fraud_payout_percentage=1.0, amount_col='amount')`

Score the percentage of money lost of the total transaction amount process due to fraud.

**Parameters**

- **retry\_percentage** (*float*) – What percentage of customers that will retry a transaction if it is declined. Between 0 and 1. Defaults to 0.5.
- **interchange\_fee** (*float*) – How much of each successful transaction you pay. Between 0 and 1. Defaults to 0.02.



- **fraud\_payout\_percentage** (*float*) – Percentage of fraud you will not be able to collect. Between 0 and 1. Defaults to 1.0.
- **amount\_col** (*str*) – Name of column in data that contains the amount. Defaults to “amount”.

#### Attributes

<b>ex-pected_range</b>	None
<b>greater_is_better</b>	False
<b>is_bounded_like_percentage</b>	True
<b>name</b>	Fraud Cost
<b>perfect_score</b>	0.0
<b>problem_types</b>	[ProblemTypes.BINARY, ProblemTypes.TIME_SERIES_BINARY]
<b>score_needs_proba</b>	False

#### Methods

<i>calculate_percent_difference</i>	Calculate the percent difference between scores.
<i>can_optimize_threshold</i>	Returns a boolean determining if we can optimize the binary classification objective threshold.
<i>decision_function</i>	Apply a learned threshold to predicted probabilities to get predicted classes.
<i>is_defined_for_problem_type</i>	Returns whether or not an objective is defined for a problem type.
<i>objective_function</i>	Calculate amount lost to fraud per transaction given predictions, true values, and dataframe with transaction amount.
<i>optimize_threshold</i>	Learn a binary classification threshold which optimizes the current objective.
<i>positive_only</i>	If True, this objective is only valid for positive data. Defaults to False.
<i>score</i>	Returns a numerical score indicating performance based on the differences between the predicted and actual values.
<i>validate_inputs</i>	Validate inputs for scoring.

**classmethod** **calculate\_percent\_difference**(*cls*, *score*, *baseline\_score*)

Calculate the percent difference between scores.

#### Parameters

- **score** (*float*) – A score. Output of the score method of this objective.
- **baseline\_score** (*float*) – A score. Output of the score method of this objective. In practice, this is the score achieved on this objective with a baseline estimator.

#### Returns

**The percent difference between the scores. Note that for objectives that can be interpreted as percentages, this will be the difference between the reference score and score. For all other objectives, the difference will be normalized by the reference score.**

**Return type** float

**property** `can_optimize_threshold(cls)`

Returns a boolean determining if we can optimize the binary classification objective threshold.

This will be false for any objective that works directly with predicted probabilities, like log loss and AUC. Otherwise, it will be true.

**Returns** Whether or not an objective can be optimized.

**Return type** bool

**decision\_function**(*self*, *ypred\_proba*, *threshold=0.5*, *X=None*)

Apply a learned threshold to predicted probabilities to get predicted classes.

**Parameters**

- **ypred\_proba** (*pd.Series*, *np.ndarray*) – The classifier’s predicted probabilities
- **threshold** (*float*, *optional*) – Threshold used to make a prediction. Defaults to 0.5.
- **X** (*pd.DataFrame*, *optional*) – Any extra columns that are needed from training data.

**Returns** predictions

**classmethod** `is_defined_for_problem_type(cls, problem_type)`

Returns whether or not an objective is defined for a problem type.

**objective\_function**(*self*, *y\_true*, *y\_predicted*, *X*, *y\_train=None*, *sample\_weight=None*)

Calculate amount lost to fraud per transaction given predictions, true values, and dataframe with transaction amount.

**Parameters**

- **y\_predicted** (*pd.Series*) – Predicted fraud labels.
- **y\_true** (*pd.Series*) – True fraud labels.
- **y\_train** (*pd.Series*) – Ignored.
- **X** (*pd.DataFrame*) – Data with transaction amounts.
- **sample\_weight** (*pd.DataFrame*) – Ignored.

**Returns** Amount lost to fraud per transaction.

**Return type** float

**Raises** **ValueError** – If `amount_col` is not a valid column in the input data.

**optimize\_threshold**(*self*, *ypred\_proba*, *y\_true*, *X=None*)

Learn a binary classification threshold which optimizes the current objective.

**Parameters**

- **ypred\_proba** (*pd.Series*) – The classifier’s predicted probabilities
- **y\_true** (*pd.Series*) – The ground truth for the predictions.
- **X** (*pd.DataFrame*, *optional*) – Any extra columns that are needed from training data.

**Returns** Optimal threshold for this objective.

**Raises** **RuntimeError** – If objective cannot be optimized.

**positive\_only(*cls*)**

If True, this objective is only valid for positive data. Defaults to False.

**score(*self*, *y\_true*, *y\_predicted*, *y\_train=None*, *X=None*, *sample\_weight=None*)**

Returns a numerical score indicating performance based on the differences between the predicted and actual values.

**Parameters**

- **y\_predicted** (*pd.Series*) – Predicted values of length [n\_samples]
- **y\_true** (*pd.Series*) – Actual class labels of length [n\_samples]
- **y\_train** (*pd.Series*) – Observed training values of length [n\_samples]
- **X** (*pd.DataFrame* or *np.ndarray*) – Extra data of shape [n\_samples, n\_features] necessary to calculate score
- **sample\_weight** (*pd.DataFrame* or *np.ndarray*) – Sample weights used in computing objective value result

**Returns** score**validate\_inputs(*self*, *y\_true*, *y\_predicted*)**

Validate inputs for scoring.

**evalml.objectives.get\_all\_objective\_names()**

Get a list of the names of all objectives.

**Returns** Objective names

**Return type** list (str)

**evalml.objectives.get\_core\_objective\_names()**

Get a list of all valid core objectives.

**Returns** Objective names.

**Return type** list[str]

**evalml.objectives.get\_core\_objectives(*problem\_type*)**

Returns all core objective instances associated with the given problem type.

Core objectives are designed to work out-of-the-box for any dataset.

**Parameters** **problem\_type** (*str/ProblemTypes*) – Type of problem

**Returns** List of ObjectiveBase instances

**Examples**

```
>>> for objective in get_core_objectives("regression"):
...     print(objective.name)
ExpVariance
MaxError
MedianAE
MSE
MAE
R2
Root Mean Squared Error
```

(continues on next page)

(continued from previous page)

```
>>> for objective in get_core_objectives("binary"):
...     print(objective.name)
MCC Binary
Log Loss Binary
Gini
AUC
Precision
F1
Balanced Accuracy Binary
Accuracy Binary
```

`evalml.objectives.get_default_recommendation_objectives(problem_type, imbalanced=False)`

Get the default recommendation score metrics for the given problem type.

#### Parameters

- **problem\_type** (*str/ProblemType*) – Type of problem
- **imbalanced** (*boolean*) – For multiclass problems, if the classes are imbalanced. Defaults to False

**Returns** Set of string objective names that correspond to ObjectiveBase objectives

`evalml.objectives.get_non_core_objectives()`

Get non-core objective classes.

Non-core objectives are objectives that are domain-specific. Users typically need to configure these objectives before using them in AutoMLSearch.

**Returns** List of ObjectiveBase classes

`evalml.objectives.get_objective(objective, return_instance=False, **kwargs)`

Returns the Objective class corresponding to a given objective name.

#### Parameters

- **objective** (*str or ObjectiveBase*) – Name or instance of the objective class.
- **return\_instance** (*bool*) – Whether to return an instance of the objective. This only applies if objective is of type `str`. Note that the instance will be initialized with default arguments.
- **kwargs** (*Any*) – Any keyword arguments to pass into the objective. Only used when `return_instance=True`.

**Returns** ObjectiveBase if the parameter objective is of type ObjectiveBase. If objective is instead a valid objective name, function will return the class corresponding to that name. If `return_instance` is True, an instance of that objective will be returned.

#### Raises

- **TypeError** – If objective is None.
- **TypeError** – If objective is not a string and not an instance of ObjectiveBase.
- **ObjectiveNotFoundError** – If input objective is not a valid objective.
- **ObjectiveCreationError** – If objective cannot be created properly.

`evalml.objectives.get_optimization_objectives(problem_type)`

Get objectives for optimization.

**Parameters** `problem_type` (*str/ProblemTypes*) – Type of problem

**Returns** List of ObjectiveBase instances

`evalml.objectives.get_ranking_objectives(problem_type)`

Get objectives for pipeline rankings.

**Parameters** `problem_type` (*str/ProblemTypes*) – Type of problem

**Returns** List of ObjectiveBase instances

**class** `evalml.objectives.Gini`

Gini coefficient for binary classification.

### Example

```
>>> y_true = pd.Series([0, 1, 1, 0, 0, 1, 1, 1, 0, 1, 1])
>>> y_pred = pd.Series([0, 0, 0, 0, 0, 0, 0, 0, 0, 0, 1])
>>> np.testing.assert_almost_equal(Gini().objective_function(y_true, y_pred), 0.
↳ 1428571)
```

### Attributes

<b>ex-pected_range</b>	None
<b>greater_is_better</b>	True
<b>is_bounded_like_percentage</b>	False
<b>name</b>	Gini
<b>perfect_score</b>	1.0
<b>problem_types</b>	[ProblemTypes.BINARY, ProblemTypes.TIME_SERIES_BINARY]
<b>score_needs_proba</b>	True

### Methods

<code>calculate_percent_difference</code>	Calculate the percent difference between scores.
<code>can_optimize_threshold</code>	Returns a boolean determining if we can optimize the binary classification objective threshold.
<code>decision_function</code>	Apply a learned threshold to predicted probabilities to get predicted classes.
<code>is_defined_for_problem_type</code>	Returns whether or not an objective is defined for a problem type.
<code>objective_function</code>	Objective function for Gini coefficient for binary classification.
<code>optimize_threshold</code>	Learn a binary classification threshold which optimizes the current objective.
<code>positive_only</code>	If True, this objective is only valid for positive data. Defaults to False.
<code>score</code>	Returns a numerical score indicating performance based on the differences between the predicted and actual values.
<code>validate_inputs</code>	Validate inputs for scoring.

**classmethod** `calculate_percent_difference`(*cls*, *score*, *baseline\_score*)

Calculate the percent difference between scores.

**Parameters**

- **score** (*float*) – A score. Output of the score method of this objective.
- **baseline\_score** (*float*) – A score. Output of the score method of this objective. In practice, this is the score achieved on this objective with a baseline estimator.

**Returns**

**The percent difference between the scores. Note that for objectives that can be interpreted** as percentages, this will be the difference between the reference score and score. For all other objectives, the difference will be normalized by the reference score.

**Return type** float

**property** `can_optimize_threshold`(*cls*)

Returns a boolean determining if we can optimize the binary classification objective threshold.

This will be false for any objective that works directly with predicted probabilities, like log loss and AUC. Otherwise, it will be true.

**Returns** Whether or not an objective can be optimized.

**Return type** bool

**decision\_function**(*self*, *ypred\_proba*, *threshold=0.5*, *X=None*)

Apply a learned threshold to predicted probabilities to get predicted classes.

**Parameters**

- **ypred\_proba** (*pd.Series*, *np.ndarray*) – The classifier’s predicted probabilities
- **threshold** (*float*, *optional*) – Threshold used to make a prediction. Defaults to 0.5.
- **X** (*pd.DataFrame*, *optional*) – Any extra columns that are needed from training data.

**Returns** predictions

**classmethod** `is_defined_for_problem_type(cls, problem_type)`

Returns whether or not an objective is defined for a problem type.

**objective\_function**(*self*, *y\_true*, *y\_predicted*, *y\_train=None*, *X=None*, *sample\_weight=None*)

Objective function for Gini coefficient for binary classification.

**optimize\_threshold**(*self*, *ypred\_proba*, *y\_true*, *X=None*)

Learn a binary classification threshold which optimizes the current objective.

#### Parameters

- **ypred\_proba** (*pd.Series*) – The classifier’s predicted probabilities
- **y\_true** (*pd.Series*) – The ground truth for the predictions.
- **X** (*pd.DataFrame*, *optional*) – Any extra columns that are needed from training data.

**Returns** Optimal threshold for this objective.

**Raises** **RuntimeError** – If objective cannot be optimized.

**positive\_only**(*cls*)

If True, this objective is only valid for positive data. Defaults to False.

**score**(*self*, *y\_true*, *y\_predicted*, *y\_train=None*, *X=None*, *sample\_weight=None*)

Returns a numerical score indicating performance based on the differences between the predicted and actual values.

#### Parameters

- **y\_predicted** (*pd.Series*) – Predicted values of length [n\_samples]
- **y\_true** (*pd.Series*) – Actual class labels of length [n\_samples]
- **y\_train** (*pd.Series*) – Observed training values of length [n\_samples]
- **X** (*pd.DataFrame* or *np.ndarray*) – Extra data of shape [n\_samples, n\_features] necessary to calculate score
- **sample\_weight** (*pd.DataFrame* or *np.ndarray*) – Sample weights used in computing objective value result

**Returns** score

**validate\_inputs**(*self*, *y\_true*, *y\_predicted*)

Validate inputs for scoring.

**class** `evalml.objectives.LeadScoring(true_positives=1, false_positives=-1)`

Lead scoring.

#### Parameters

- **true\_positives** (*int*) – Reward for a true positive. Defaults to 1.
- **false\_positives** (*int*) – Cost for a false positive. Should be negative. Defaults to -1.

**Attributes**

<b>ex-pected_range</b>	None
<b>greater_is_better</b>	True
<b>is_bounded_like_percentage</b>	False
<b>name</b>	Lead Scoring
<b>per-fect_score</b>	None
<b>prob-lem_types</b>	[ProblemTypes.BINARY, ProblemTypes.TIME_SERIES_BINARY]
<b>score_needs_proba</b>	True

## Methods

<i>calculate_percent_difference</i>	Calculate the percent difference between scores.
<i>can_optimize_threshold</i>	Returns a boolean determining if we can optimize the binary classification objective threshold.
<i>decision_function</i>	Apply a learned threshold to predicted probabilities to get predicted classes.
<i>is_defined_for_problem_type</i>	Returns whether or not an objective is defined for a problem type.
<i>objective_function</i>	Calculate the profit per lead.
<i>optimize_threshold</i>	Learn a binary classification threshold which optimizes the current objective.
<i>positive_only</i>	If True, this objective is only valid for positive data. Defaults to False.
<i>score</i>	Returns a numerical score indicating performance based on the differences between the predicted and actual values.
<i>validate_inputs</i>	Validate inputs for scoring.

**classmethod** `calculate_percent_difference(cls, score, baseline_score)`

Calculate the percent difference between scores.

### Parameters

- **score** (*float*) – A score. Output of the score method of this objective.
- **baseline\_score** (*float*) – A score. Output of the score method of this objective. In practice, this is the score achieved on this objective with a baseline estimator.

### Returns

**The percent difference between the scores. Note that for objectives that can be interpreted as percentages, this will be the difference between the reference score and score. For all other objectives, the difference will be normalized by the reference score.**

**Return type** float

**property** `can_optimize_threshold(cls)`

Returns a boolean determining if we can optimize the binary classification objective threshold.

This will be false for any objective that works directly with predicted probabilities, like log loss and AUC. Otherwise, it will be true.

**Returns** Whether or not an objective can be optimized.

**Return type** bool



**decision\_function**(*self*, *ypred\_proba*, *threshold=0.5*, *X=None*)

Apply a learned threshold to predicted probabilities to get predicted classes.

**Parameters**

- **ypred\_proba** (*pd.Series*, *np.ndarray*) – The classifier’s predicted probabilities
- **threshold** (*float*, *optional*) – Threshold used to make a prediction. Defaults to 0.5.
- **X** (*pd.DataFrame*, *optional*) – Any extra columns that are needed from training data.

**Returns** predictions

**classmethod is\_defined\_for\_problem\_type**(*cls*, *problem\_type*)

Returns whether or not an objective is defined for a problem type.

**objective\_function**(*self*, *y\_true*, *y\_predicted*, *y\_train=None*, *X=None*, *sample\_weight=None*)

Calculate the profit per lead.

**Parameters**

- **y\_predicted** (*pd.Series*) – Predicted labels.
- **y\_true** (*pd.Series*) – True labels.
- **y\_train** (*pd.Series*) – Ignored.
- **X** (*pd.DataFrame*) – Ignored.
- **sample\_weight** (*pd.DataFrame*) – Ignored.

**Returns** Profit per lead

**Return type** float

**optimize\_threshold**(*self*, *ypred\_proba*, *y\_true*, *X=None*)

Learn a binary classification threshold which optimizes the current objective.

**Parameters**

- **ypred\_proba** (*pd.Series*) – The classifier’s predicted probabilities
- **y\_true** (*pd.Series*) – The ground truth for the predictions.
- **X** (*pd.DataFrame*, *optional*) – Any extra columns that are needed from training data.

**Returns** Optimal threshold for this objective.

**Raises RuntimeError** – If objective cannot be optimized.

**positive\_only**(*cls*)

If True, this objective is only valid for positive data. Defaults to False.

**score**(*self*, *y\_true*, *y\_predicted*, *y\_train=None*, *X=None*, *sample\_weight=None*)

Returns a numerical score indicating performance based on the differences between the predicted and actual values.

**Parameters**

- **y\_predicted** (*pd.Series*) – Predicted values of length [n\_samples]
- **y\_true** (*pd.Series*) – Actual class labels of length [n\_samples]
- **y\_train** (*pd.Series*) – Observed training values of length [n\_samples]
- **X** (*pd.DataFrame* or *np.ndarray*) – Extra data of shape [n\_samples, n\_features] necessary to calculate score

- **sample\_weight** (*pd.DataFrame* or *np.ndarray*) – Sample weights used in computing objective value result

**Returns** score

**validate\_inputs**(*self*, *y\_true*, *y\_predicted*)

Validate inputs for scoring.

**class** evalml.objectives.**LogLossBinary**

Log Loss for binary classification.

### Example

```
>>> y_true = pd.Series([0, 1, 1, 0, 0, 1, 1, 1, 0, 1, 1])
>>> y_pred = pd.Series([0, 0, 0, 0, 0, 0, 0, 0, 0, 0, 1])
>>> np.testing.assert_almost_equal(LogLossBinary().objective_function(y_true, y_
↪pred), 19.6601745)
```

### Attributes

<b>ex-pected_range</b>	[0, 1]
<b>greater_is_better</b>	False
<b>is_bounded_like_percentage</b>	True
<b>name</b>	Log Loss Binary
<b>per-fect_score</b>	0.0
<b>prob-lem_types</b>	[ProblemTypes.BINARY, ProblemTypes.TIME_SERIES_BINARY]
<b>score_needs_proba</b>	True

### Methods

<i>calculate_percent_difference</i>	Calculate the percent difference between scores.
<i>can_optimize_threshold</i>	Returns a boolean determining if we can optimize the binary classification objective threshold.
<i>decision_function</i>	Apply a learned threshold to predicted probabilities to get predicted classes.
<i>is_defined_for_problem_type</i>	Returns whether or not an objective is defined for a problem type.
<i>objective_function</i>	Objective function for log loss for binary classification.
<i>optimize_threshold</i>	Learn a binary classification threshold which optimizes the current objective.
<i>positive_only</i>	If True, this objective is only valid for positive data. Defaults to False.
<i>score</i>	Returns a numerical score indicating performance based on the differences between the predicted and actual values.
<i>validate_inputs</i>	Validate inputs for scoring.

**classmethod** `calculate_percent_difference(cls, score, baseline_score)`

Calculate the percent difference between scores.

**Parameters**

- **score** (*float*) – A score. Output of the score method of this objective.
- **baseline\_score** (*float*) – A score. Output of the score method of this objective. In practice, this is the score achieved on this objective with a baseline estimator.

**Returns**

**The percent difference between the scores. Note that for objectives that can be interpreted** as percentages, this will be the difference between the reference score and score. For all other objectives, the difference will be normalized by the reference score.

**Return type** `float`

**property** `can_optimize_threshold(cls)`

Returns a boolean determining if we can optimize the binary classification objective threshold.

This will be false for any objective that works directly with predicted probabilities, like log loss and AUC. Otherwise, it will be true.

**Returns** Whether or not an objective can be optimized.

**Return type** `bool`

**decision\_function**(*self*, *ypred\_proba*, *threshold=0.5*, *X=None*)

Apply a learned threshold to predicted probabilities to get predicted classes.

**Parameters**

- **ypred\_proba** (*pd.Series*, *np.ndarray*) – The classifier’s predicted probabilities
- **threshold** (*float*, *optional*) – Threshold used to make a prediction. Defaults to 0.5.
- **X** (*pd.DataFrame*, *optional*) – Any extra columns that are needed from training data.

**Returns** predictions

**classmethod** `is_defined_for_problem_type(cls, problem_type)`

Returns whether or not an objective is defined for a problem type.

**objective\_function**(*self*, *y\_true*, *y\_predicted*, *y\_train=None*, *X=None*, *sample\_weight=None*)

Objective function for log loss for binary classification.

**optimize\_threshold**(*self*, *ypred\_proba*, *y\_true*, *X=None*)

Learn a binary classification threshold which optimizes the current objective.

**Parameters**

- **ypred\_proba** (*pd.Series*) – The classifier’s predicted probabilities
- **y\_true** (*pd.Series*) – The ground truth for the predictions.
- **X** (*pd.DataFrame*, *optional*) – Any extra columns that are needed from training data.

**Returns** Optimal threshold for this objective.

**Raises** **RuntimeError** – If objective cannot be optimized.

**positive\_only**(*cls*)

If True, this objective is only valid for positive data. Defaults to False.

**score**(*self*, *y\_true*, *y\_predicted*, *y\_train=None*, *X=None*, *sample\_weight=None*)

Returns a numerical score indicating performance based on the differences between the predicted and actual values.

#### Parameters

- **y\_predicted** (*pd.Series*) – Predicted values of length [n\_samples]
- **y\_true** (*pd.Series*) – Actual class labels of length [n\_samples]
- **y\_train** (*pd.Series*) – Observed training values of length [n\_samples]
- **X** (*pd.DataFrame* or *np.ndarray*) – Extra data of shape [n\_samples, n\_features] necessary to calculate score
- **sample\_weight** (*pd.DataFrame* or *np.ndarray*) – Sample weights used in computing objective value result

**Returns** score

**validate\_inputs**(*self*, *y\_true*, *y\_predicted*)

Validate inputs for scoring.

**class** evalml.objectives.**LogLossMulticlass**

Log Loss for multiclass classification.

#### Example

```
>>> y_true = [0, 1, 2, 0, 2, 1]
>>> y_pred = [[0.7, 0.2, 0.1],
...           [0.3, 0.5, 0.2],
...           [0.1, 0.3, 0.6],
...           [0.9, 0.1, 0.0],
...           [0.3, 0.1, 0.6],
...           [0.5, 0.5, 0.0]]
>>> np.testing.assert_almost_equal(LogLossMulticlass().objective_function(y_true, y_
↪pred), 0.4783301)
```

#### Attributes

<b>ex-pected_range</b>	[0, 1]
<b>greater_is_better</b>	False
<b>is_bounded_like_percentage</b>	True
<b>name</b>	Log Loss Multiclass
<b>per-fect_score</b>	0.0
<b>prob-lem_types</b>	[ProblemTypes.MULTICLASS, ProblemTypes.TIME_SERIES_MULTICLASS]
<b>score_needs_proba</b>	True

#### Methods

<code>calculate_percent_difference</code>	Calculate the percent difference between scores.
<code>is_defined_for_problem_type</code>	Returns whether or not an objective is defined for a problem type.
<code>objective_function</code>	Objective function for log loss for multiclass classification.
<code>positive_only</code>	If True, this objective is only valid for positive data. Defaults to False.
<code>score</code>	Returns a numerical score indicating performance based on the differences between the predicted and actual values.
<code>validate_inputs</code>	Validates the input based on a few simple checks.

**classmethod** `calculate_percent_difference`(*cls*, *score*, *baseline\_score*)

Calculate the percent difference between scores.

#### Parameters

- **score** (*float*) – A score. Output of the score method of this objective.
- **baseline\_score** (*float*) – A score. Output of the score method of this objective. In practice, this is the score achieved on this objective with a baseline estimator.

#### Returns

**The percent difference between the scores. Note that for objectives that can be interpreted** as percentages, this will be the difference between the reference score and score. For all other objectives, the difference will be normalized by the reference score.

**Return type** `float`

**classmethod** `is_defined_for_problem_type`(*cls*, *problem\_type*)

Returns whether or not an objective is defined for a problem type.

**objective\_function**(*self*, *y\_true*, *y\_predicted*, *y\_train=None*, *X=None*, *sample\_weight=None*)

Objective function for log loss for multiclass classification.

**positive\_only**(*cls*)

If True, this objective is only valid for positive data. Defaults to False.

**score**(*self*, *y\_true*, *y\_predicted*, *y\_train=None*, *X=None*, *sample\_weight=None*)

Returns a numerical score indicating performance based on the differences between the predicted and actual values.

#### Parameters

- **y\_predicted** (*pd.Series*) – Predicted values of length [n\_samples]
- **y\_true** (*pd.Series*) – Actual class labels of length [n\_samples]
- **y\_train** (*pd.Series*) – Observed training values of length [n\_samples]
- **X** (*pd.DataFrame* or *np.ndarray*) – Extra data of shape [n\_samples, n\_features] necessary to calculate score
- **sample\_weight** (*pd.DataFrame* or *np.ndarray*) – Sample weights used in computing objective value result

**Returns** `score`

**validate\_inputs**(*self*, *y\_true*, *y\_predicted*)

Validates the input based on a few simple checks.

**Parameters**

- **y\_predicted** (*pd.Series*, or *pd.DataFrame*) – Predicted values of length [n\_samples].
- **y\_true** (*pd.Series*) – Actual class labels of length [n\_samples].

**Raises** **ValueError** – If the inputs are malformed.

**class** evalml.objectives.**MAE**

Mean absolute error for regression.

**Example**

```
>>> y_true = pd.Series([1.5, 2, 3, 1, 0.5, 1, 2.5, 2.5, 1, 0.5, 2])
>>> y_pred = pd.Series([1.5, 2.5, 2, 1, 0.5, 1, 3, 2.25, 0.75, 0.25, 1.75])
>>> np.testing.assert_almost_equal(MAE().objective_function(y_true, y_pred), 0.
↪ 2727272)
```

**Attributes**

<b>ex-pected_range</b>	None
<b>greater_is_better</b>	False
<b>is_bounded_like_percentage</b>	False
<b>name</b>	MAE
<b>per-fect_score</b>	0.0
<b>prob-lem_types</b>	[ProblemTypes.REGRESSION, ProblemTypes.TIME_SERIES_REGRESSION]
<b>score_needs_proba</b>	False

**Methods**

<i>calculate_percent_difference</i>	Calculate the percent difference between scores.
<i>is_defined_for_problem_type</i>	Returns whether or not an objective is defined for a problem type.
<i>objective_function</i>	Objective function for mean absolute error for regression.
<i>positive_only</i>	If True, this objective is only valid for positive data. Defaults to False.
<i>score</i>	Returns a numerical score indicating performance based on the differences between the predicted and actual values.
<i>validate_inputs</i>	Validates the input based on a few simple checks.

**classmethod** **calculate\_percent\_difference**(*cls*, *score*, *baseline\_score*)

Calculate the percent difference between scores.

**Parameters**

- **score** (*float*) – A score. Output of the score method of this objective.
- **baseline\_score** (*float*) – A score. Output of the score method of this objective. In practice, this is the score achieved on this objective with a baseline estimator.

**Returns**

**The percent difference between the scores. Note that for objectives that can be interpreted as percentages, this will be the difference between the reference score and score. For all other objectives, the difference will be normalized by the reference score.**

**Return type** float

**classmethod** `is_defined_for_problem_type(cls, problem_type)`

Returns whether or not an objective is defined for a problem type.

**objective\_function**(*self, y\_true, y\_predicted, y\_train=None, X=None, sample\_weight=None*)

Objective function for mean absolute error for regression.

**positive\_only**(*cls*)

If True, this objective is only valid for positive data. Defaults to False.

**score**(*self, y\_true, y\_predicted, y\_train=None, X=None, sample\_weight=None*)

Returns a numerical score indicating performance based on the differences between the predicted and actual values.

**Parameters**

- **y\_predicted** (*pd.Series*) – Predicted values of length [n\_samples]
- **y\_true** (*pd.Series*) – Actual class labels of length [n\_samples]
- **y\_train** (*pd.Series*) – Observed training values of length [n\_samples]
- **X** (*pd.DataFrame* or *np.ndarray*) – Extra data of shape [n\_samples, n\_features] necessary to calculate score
- **sample\_weight** (*pd.DataFrame* or *np.ndarray*) – Sample weights used in computing objective value result

**Returns** score

**validate\_inputs**(*self, y\_true, y\_predicted*)

Validates the input based on a few simple checks.

**Parameters**

- **y\_predicted** (*pd.Series, or pd.DataFrame*) – Predicted values of length [n\_samples].
- **y\_true** (*pd.Series*) – Actual class labels of length [n\_samples].

**Raises ValueError** – If the inputs are malformed.

**class** evalml.objectives.**MAPE**

Mean absolute percentage error for time series regression. Scaled by 100 to return a percentage.

Only valid for nonzero inputs. Otherwise, will throw a ValueError.

### Example

```
>>> y_true = pd.Series([1.5, 2, 3, 1, 0.5, 1, 2.5, 2.5, 1, 0.5, 2])
>>> y_pred = pd.Series([1.5, 2.5, 2, 1, 0.5, 1, 3, 2.25, 0.75, 0.25, 1.75])
>>> np.testing.assert_almost_equal(MAPE().objective_function(y_true, y_pred), 15.
↪ 9848484)
```

### Attributes

<b>ex-pected_range</b>	None
<b>greater_is_better</b>	False
<b>is_bounded_like_percentage</b>	False
<b>name</b>	Mean Absolute Percentage Error
<b>per-fect_score</b>	0.0
<b>prob-lem_types</b>	[ProblemTypes.TIME_SERIES_REGRESSION]
<b>score_needs_positive</b>	True

### Methods

<a href="#"><i>calculate_percent_difference</i></a>	Calculate the percent difference between scores.
<a href="#"><i>is_defined_for_problem_type</i></a>	Returns whether or not an objective is defined for a problem type.
<a href="#"><i>objective_function</i></a>	Objective function for mean absolute percentage error for time series regression.
<a href="#"><i>positive_only</i></a>	If True, this objective is only valid for positive data. Defaults to False.
<a href="#"><i>score</i></a>	Returns a numerical score indicating performance based on the differences between the predicted and actual values.
<a href="#"><i>validate_inputs</i></a>	Validates the input based on a few simple checks.

**classmethod** `calculate_percent_difference(cls, score, baseline_score)`

Calculate the percent difference between scores.

#### Parameters

- **score** (*float*) – A score. Output of the score method of this objective.
- **baseline\_score** (*float*) – A score. Output of the score method of this objective. In practice, this is the score achieved on this objective with a baseline estimator.

#### Returns

**The percent difference between the scores. Note that for objectives that can be interpreted as percentages, this will be the difference between the reference score and score. For all other objectives, the difference will be normalized by the reference score.**

**Return type** float

**classmethod** `is_defined_for_problem_type(cls, problem_type)`

Returns whether or not an objective is defined for a problem type.



**objective\_function**(*self*, *y\_true*, *y\_predicted*, *y\_train=None*, *X=None*, *sample\_weight=None*)

Objective function for mean absolute percentage error for time series regression.

**positive\_only**(*cls*)

If True, this objective is only valid for positive data. Defaults to False.

**score**(*self*, *y\_true*, *y\_predicted*, *y\_train=None*, *X=None*, *sample\_weight=None*)

Returns a numerical score indicating performance based on the differences between the predicted and actual values.

#### Parameters

- **y\_predicted** (*pd.Series*) – Predicted values of length [n\_samples]
- **y\_true** (*pd.Series*) – Actual class labels of length [n\_samples]
- **y\_train** (*pd.Series*) – Observed training values of length [n\_samples]
- **X** (*pd.DataFrame* or *np.ndarray*) – Extra data of shape [n\_samples, n\_features] necessary to calculate score
- **sample\_weight** (*pd.DataFrame* or *np.ndarray*) – Sample weights used in computing objective value result

**Returns** score

**validate\_inputs**(*self*, *y\_true*, *y\_predicted*)

Validates the input based on a few simple checks.

#### Parameters

- **y\_predicted** (*pd.Series*, or *pd.DataFrame*) – Predicted values of length [n\_samples].
- **y\_true** (*pd.Series*) – Actual class labels of length [n\_samples].

**Raises ValueError** – If the inputs are malformed.

**class** evalml.objectives.**MASE**

Mean absolute scaled error for time series regression.

Only valid if there exists a nonzero input in y\_train. Otherwise, will throw a ValueError.

### Example

```
>>> y_train = pd.Series([5, 0.5, 4, 6, 3, 5, 2])
>>> y_true = pd.Series([3, -0.5, 2, 7, 2])
>>> y_pred = pd.Series([2.5, 0.0, 2, 8, 1.25])
>>> np.testing.assert_almost_equal(MASE().objective_function(y_true, y_pred, y_
↪train), 0.18333333333333335)
```

#### Attributes

<b>ex-pected_range</b>	None
<b>greater_is_better</b>	False
<b>is_bounded_like_percentage</b>	True
<b>name</b>	Mean Absolute Scaled Error
<b>perfect_score</b>	0.0
<b>problem_types</b>	[ProblemTypes.TIME_SERIES_REGRESSION]
<b>score_needs_problem</b>	True

## Methods

<i>calculate_percent_difference</i>	Calculate the percent difference between scores.
<i>is_defined_for_problem_type</i>	Returns whether or not an objective is defined for a problem type.
<i>objective_function</i>	Objective function for mean absolute scaled error for time series regression.
<i>positive_only</i>	If True, this objective is only valid for positive data. Defaults to False.
<i>score</i>	Returns a numerical score indicating performance based on the differences between the predicted and actual values.
<i>validate_inputs</i>	Validates the input based on a few simple checks.

**classmethod** `calculate_percent_difference(cls, score, baseline_score)`

Calculate the percent difference between scores.

### Parameters

- **score** (*float*) – A score. Output of the score method of this objective.
- **baseline\_score** (*float*) – A score. Output of the score method of this objective. In practice, this is the score achieved on this objective with a baseline estimator.

### Returns

**The percent difference between the scores. Note that for objectives that can be interpreted as percentages, this will be the difference between the reference score and score. For all other objectives, the difference will be normalized by the reference score.**

**Return type** float

**classmethod** `is_defined_for_problem_type(cls, problem_type)`

Returns whether or not an objective is defined for a problem type.

**objective\_function**(*self, y\_true, y\_predicted, y\_train, X=None, sample\_weight=None*)

Objective function for mean absolute scaled error for time series regression.

**positive\_only**(*cls*)

If True, this objective is only valid for positive data. Defaults to False.

**score**(*self, y\_true, y\_predicted, y\_train=None, X=None, sample\_weight=None*)

Returns a numerical score indicating performance based on the differences between the predicted and actual values.

### Parameters

- **y\_predicted** (*pd.Series*) – Predicted values of length [n\_samples]
- **y\_true** (*pd.Series*) – Actual class labels of length [n\_samples]
- **y\_train** (*pd.Series*) – Observed training values of length [n\_samples]
- **X** (*pd.DataFrame* or *np.ndarray*) – Extra data of shape [n\_samples, n\_features] necessary to calculate score
- **sample\_weight** (*pd.DataFrame* or *np.ndarray*) – Sample weights used in computing objective value result

**Returns** score

**validate\_inputs**(*self, y\_true, y\_predicted*)

Validates the input based on a few simple checks.

**Parameters**

- **y\_predicted** (*pd.Series*, or *pd.DataFrame*) – Predicted values of length [n\_samples].
- **y\_true** (*pd.Series*) – Actual class labels of length [n\_samples].

**Raises ValueError** – If the inputs are malformed.

**class** evalml.objectives.**MaxError**

Maximum residual error for regression.

### Example

```
>>> y_true = pd.Series([1.5, 2, 3, 1, 0.5, 1, 2.5, 2.5, 1, 0.5, 2])
>>> y_pred = pd.Series([1.5, 2.5, 2, 1, 0.5, 1, 3, 2.25, 0.75, 0.25, 1.75])
>>> np.testing.assert_almost_equal(MaxError().objective_function(y_true, y_pred), 1.
↪ 0)
```

### Attributes

<b>ex-pected_range</b>	None
<b>greater_is_better</b>	False
<b>is_bounded_like_percentage</b>	False
<b>name</b>	MaxError
<b>perfect_score</b>	0.0
<b>problem_types</b>	[ProblemTypes.REGRESSION, ProblemTypes.TIME_SERIES_REGRESSION]
<b>score_needs_proba</b>	False

### Methods

<code>calculate_percent_difference</code>	Calculate the percent difference between scores.
<code>is_defined_for_problem_type</code>	Returns whether or not an objective is defined for a problem type.
<code>objective_function</code>	Objective function for maximum residual error for regression.
<code>positive_only</code>	If True, this objective is only valid for positive data. Defaults to False.
<code>score</code>	Returns a numerical score indicating performance based on the differences between the predicted and actual values.
<code>validate_inputs</code>	Validates the input based on a few simple checks.

**classmethod** `calculate_percent_difference`(*cls*, *score*, *baseline\_score*)

Calculate the percent difference between scores.

**Parameters**

- **score** (*float*) – A score. Output of the score method of this objective.
- **baseline\_score** (*float*) – A score. Output of the score method of this objective. In practice, this is the score achieved on this objective with a baseline estimator.

**Returns**

**The percent difference between the scores. Note that for objectives that can be interpreted** as percentages, this will be the difference between the reference score and score. For all other objectives, the difference will be normalized by the reference score.

**Return type** float

**classmethod** `is_defined_for_problem_type`(*cls*, *problem\_type*)

Returns whether or not an objective is defined for a problem type.

**objective\_function**(*self*, *y\_true*, *y\_predicted*, *y\_train=None*, *X=None*, *sample\_weight=None*)

Objective function for maximum residual error for regression.

**positive\_only**(*cls*)

If True, this objective is only valid for positive data. Defaults to False.

**score**(*self*, *y\_true*, *y\_predicted*, *y\_train=None*, *X=None*, *sample\_weight=None*)

Returns a numerical score indicating performance based on the differences between the predicted and actual values.

**Parameters**

- **y\_predicted** (*pd.Series*) – Predicted values of length [n\_samples]
- **y\_true** (*pd.Series*) – Actual class labels of length [n\_samples]
- **y\_train** (*pd.Series*) – Observed training values of length [n\_samples]
- **X** (*pd.DataFrame* or *np.ndarray*) – Extra data of shape [n\_samples, n\_features] necessary to calculate score
- **sample\_weight** (*pd.DataFrame* or *np.ndarray*) – Sample weights used in computing objective value result

**Returns** score

**validate\_inputs**(*self*, *y\_true*, *y\_predicted*)

Validates the input based on a few simple checks.

#### Parameters

- **y\_predicted** (*pd.Series*, or *pd.DataFrame*) – Predicted values of length [n\_samples].
- **y\_true** (*pd.Series*) – Actual class labels of length [n\_samples].

**Raises ValueError** – If the inputs are malformed.

**class** evalml.objectives.MCCBinary

Matthews correlation coefficient for binary classification.

#### Example

```
>>> y_true = pd.Series([0, 1, 1, 0, 0, 1, 1, 1, 0, 1, 1])
>>> y_pred = pd.Series([0, 0, 0, 0, 0, 0, 0, 0, 0, 0, 1])
>>> np.testing.assert_almost_equal(MCCBinary().objective_function(y_true, y_pred),
→0.2390457)
```

#### Attributes

<b>ex-pected_range</b>	None
<b>greater_is_better</b>	True
<b>is_bounded_like_percentage</b>	False
<b>name</b>	MCC Binary
<b>perfect_score</b>	1.0
<b>problem_types</b>	[ProblemTypes.BINARY, ProblemTypes.TIME_SERIES_BINARY]
<b>score_needs_proba</b>	False

#### Methods

<i>calculate_percent_difference</i>	Calculate the percent difference between scores.
<i>can_optimize_threshold</i>	Returns a boolean determining if we can optimize the binary classification objective threshold.
<i>decision_function</i>	Apply a learned threshold to predicted probabilities to get predicted classes.
<i>is_defined_for_problem_type</i>	Returns whether or not an objective is defined for a problem type.
<i>objective_function</i>	Objective function for Matthews correlation coefficient for binary classification.
<i>optimize_threshold</i>	Learn a binary classification threshold which optimizes the current objective.
<i>positive_only</i>	If True, this objective is only valid for positive data. Defaults to False.
<i>score</i>	Returns a numerical score indicating performance based on the differences between the predicted and actual values.
<i>validate_inputs</i>	Validate inputs for scoring.

**classmethod** `calculate_percent_difference(cls, score, baseline_score)`

Calculate the percent difference between scores.

**Parameters**

- **score** (*float*) – A score. Output of the score method of this objective.
- **baseline\_score** (*float*) – A score. Output of the score method of this objective. In practice, this is the score achieved on this objective with a baseline estimator.

**Returns**

**The percent difference between the scores. Note that for objectives that can be interpreted** as percentages, this will be the difference between the reference score and score. For all other objectives, the difference will be normalized by the reference score.

**Return type** `float`

**property** `can_optimize_threshold(cls)`

Returns a boolean determining if we can optimize the binary classification objective threshold.

This will be false for any objective that works directly with predicted probabilities, like log loss and AUC. Otherwise, it will be true.

**Returns** Whether or not an objective can be optimized.

**Return type** `bool`

**decision\_function**(*self*, *ypred\_proba*, *threshold=0.5*, *X=None*)

Apply a learned threshold to predicted probabilities to get predicted classes.

**Parameters**

- **ypred\_proba** (*pd.Series*, *np.ndarray*) – The classifier’s predicted probabilities
- **threshold** (*float*, *optional*) – Threshold used to make a prediction. Defaults to 0.5.
- **X** (*pd.DataFrame*, *optional*) – Any extra columns that are needed from training data.

**Returns** predictions

**classmethod** `is_defined_for_problem_type(cls, problem_type)`

Returns whether or not an objective is defined for a problem type.

**objective\_function**(*self*, *y\_true*, *y\_predicted*, *y\_train=None*, *X=None*, *sample\_weight=None*)

Objective function for Matthews correlation coefficient for binary classification.

**optimize\_threshold**(*self*, *ypred\_proba*, *y\_true*, *X=None*)

Learn a binary classification threshold which optimizes the current objective.

**Parameters**

- **ypred\_proba** (*pd.Series*) – The classifier’s predicted probabilities
- **y\_true** (*pd.Series*) – The ground truth for the predictions.
- **X** (*pd.DataFrame*, *optional*) – Any extra columns that are needed from training data.

**Returns** Optimal threshold for this objective.

**Raises** **RuntimeError** – If objective cannot be optimized.

**positive\_only**(*cls*)

If True, this objective is only valid for positive data. Defaults to False.

**score**(*self*, *y\_true*, *y\_predicted*, *y\_train=None*, *X=None*, *sample\_weight=None*)

Returns a numerical score indicating performance based on the differences between the predicted and actual values.

#### Parameters

- **y\_predicted** (*pd.Series*) – Predicted values of length [n\_samples]
- **y\_true** (*pd.Series*) – Actual class labels of length [n\_samples]
- **y\_train** (*pd.Series*) – Observed training values of length [n\_samples]
- **X** (*pd.DataFrame* or *np.ndarray*) – Extra data of shape [n\_samples, n\_features] necessary to calculate score
- **sample\_weight** (*pd.DataFrame* or *np.ndarray*) – Sample weights used in computing objective value result

**Returns** score

**validate\_inputs**(*self*, *y\_true*, *y\_predicted*)

Validate inputs for scoring.

**class** evalml.objectives.**MCCMulticlass**

Matthews correlation coefficient for multiclass classification.

#### Example

```
>>> y_true = pd.Series([0, 1, 0, 2, 0, 1, 2, 1, 2, 0, 2])
>>> y_pred = pd.Series([0, 0, 0, 0, 1, 1, 1, 1, 2, 2, 2])
>>> np.testing.assert_almost_equal(MCCMulticlass().objective_function(y_true, y_
↪pred), 0.325)
```

#### Attributes

<b>ex-pected_range</b>	None
<b>greater_is_better</b>	True
<b>is_bounded_like_percentage</b>	False
<b>name</b>	MCC Multiclass
<b>perfect_score</b>	1.0
<b>problem_types</b>	[ProblemTypes.MULTICLASS, ProblemTypes.TIME_SERIES_MULTICLASS]
<b>score_needs_proba</b>	True

#### Methods

<code>calculate_percent_difference</code>	Calculate the percent difference between scores.
<code>is_defined_for_problem_type</code>	Returns whether or not an objective is defined for a problem type.
<code>objective_function</code>	Objective function for Matthews correlation coefficient for multiclass classification.
<code>positive_only</code>	If True, this objective is only valid for positive data. Defaults to False.
<code>score</code>	Returns a numerical score indicating performance based on the differences between the predicted and actual values.
<code>validate_inputs</code>	Validates the input based on a few simple checks.

**classmethod** `calculate_percent_difference`(*cls*, *score*, *baseline\_score*)

Calculate the percent difference between scores.

**Parameters**

- **score** (*float*) – A score. Output of the score method of this objective.
- **baseline\_score** (*float*) – A score. Output of the score method of this objective. In practice, this is the score achieved on this objective with a baseline estimator.

**Returns**

**The percent difference between the scores. Note that for objectives that can be interpreted** as percentages, this will be the difference between the reference score and score. For all other objectives, the difference will be normalized by the reference score.

**Return type** float

**classmethod** `is_defined_for_problem_type`(*cls*, *problem\_type*)

Returns whether or not an objective is defined for a problem type.

**objective\_function**(*self*, *y\_true*, *y\_predicted*, *y\_train=None*, *X=None*, *sample\_weight=None*)

Objective function for Matthews correlation coefficient for multiclass classification.

**positive\_only**(*cls*)

If True, this objective is only valid for positive data. Defaults to False.

**score**(*self*, *y\_true*, *y\_predicted*, *y\_train=None*, *X=None*, *sample\_weight=None*)

Returns a numerical score indicating performance based on the differences between the predicted and actual values.

**Parameters**

- **y\_predicted** (*pd.Series*) – Predicted values of length [n\_samples]
- **y\_true** (*pd.Series*) – Actual class labels of length [n\_samples]
- **y\_train** (*pd.Series*) – Observed training values of length [n\_samples]
- **X** (*pd.DataFrame* or *np.ndarray*) – Extra data of shape [n\_samples, n\_features] necessary to calculate score
- **sample\_weight** (*pd.DataFrame* or *np.ndarray*) – Sample weights used in computing objective value result

**Returns** score



**validate\_inputs**(*self*, *y\_true*, *y\_predicted*)

Validates the input based on a few simple checks.

#### Parameters

- **y\_predicted** (*pd.Series*, or *pd.DataFrame*) – Predicted values of length [n\_samples].
- **y\_true** (*pd.Series*) – Actual class labels of length [n\_samples].

**Raises ValueError** – If the inputs are malformed.

**class** evalml.objectives.**MeanSquaredLogError**

Mean squared log error for regression.

Only valid for nonnegative inputs. Otherwise, will throw a ValueError.

### Example

```
>>> y_true = pd.Series([1.5, 2, 3, 1, 0.5, 1, 2.5, 2.5, 1, 0.5, 2])
>>> y_pred = pd.Series([1.5, 2.5, 2, 1, 0.5, 1, 3, 2.25, 0.75, 0.25, 1.75])
>>> np.testing.assert_almost_equal(MeanSquaredLogError().objective_function(y_true,
→y_pred), 0.0171353)
```

#### Attributes

<b>ex-pected_range</b>	None
<b>greater_is_better</b>	False
<b>is_bounded_like_percentage</b>	False
<b>name</b>	Mean Squared Log Error
<b>perfect_score</b>	0.0
<b>problem_types</b>	[ProblemTypes.REGRESSION, ProblemTypes.TIME_SERIES_REGRESSION]
<b>score_needs_proba</b>	False

#### Methods

<a href="#"><i>calculate_percent_difference</i></a>	Calculate the percent difference between scores.
<a href="#"><i>is_defined_for_problem_type</i></a>	Returns whether or not an objective is defined for a problem type.
<a href="#"><i>objective_function</i></a>	Objective function for mean squared log error for regression.
<a href="#"><i>positive_only</i></a>	If True, this objective is only valid for positive data.
<a href="#"><i>score</i></a>	Returns a numerical score indicating performance based on the differences between the predicted and actual values.
<a href="#"><i>validate_inputs</i></a>	Validates the input based on a few simple checks.

**classmethod** **calculate\_percent\_difference**(*cls*, *score*, *baseline\_score*)

Calculate the percent difference between scores.

#### Parameters

- **score** (*float*) – A score. Output of the score method of this objective.
- **baseline\_score** (*float*) – A score. Output of the score method of this objective. In practice, this is the score achieved on this objective with a baseline estimator.

**Returns**

**The percent difference between the scores. Note that for objectives that can be interpreted** as percentages, this will be the difference between the reference score and score. For all other objectives, the difference will be normalized by the reference score.

**Return type** float

**classmethod** **is\_defined\_for\_problem\_type**(*cls, problem\_type*)

Returns whether or not an objective is defined for a problem type.

**objective\_function**(*self, y\_true, y\_predicted, y\_train=None, X=None, sample\_weight=None*)

Objective function for mean squared log error for regression.

**positive\_only**(*self*)

If True, this objective is only valid for positive data.

**score**(*self, y\_true, y\_predicted, y\_train=None, X=None, sample\_weight=None*)

Returns a numerical score indicating performance based on the differences between the predicted and actual values.

**Parameters**

- **y\_predicted** (*pd.Series*) – Predicted values of length [n\_samples]
- **y\_true** (*pd.Series*) – Actual class labels of length [n\_samples]
- **y\_train** (*pd.Series*) – Observed training values of length [n\_samples]
- **X** (*pd.DataFrame* or *np.ndarray*) – Extra data of shape [n\_samples, n\_features] necessary to calculate score
- **sample\_weight** (*pd.DataFrame* or *np.ndarray*) – Sample weights used in computing objective value result

**Returns** score

**validate\_inputs**(*self, y\_true, y\_predicted*)

Validates the input based on a few simple checks.

**Parameters**

- **y\_predicted** (*pd.Series, or pd.DataFrame*) – Predicted values of length [n\_samples].
- **y\_true** (*pd.Series*) – Actual class labels of length [n\_samples].

**Raises ValueError** – If the inputs are malformed.

**class** evalml.objectives.**MedianAE**

Median absolute error for regression.

## Example

```
>>> y_true = pd.Series([1.5, 2, 3, 1, 0.5, 1, 2.5, 2.5, 1, 0.5, 2])
>>> y_pred = pd.Series([1.5, 2.5, 2, 1, 0.5, 1, 3, 2.25, 0.75, 0.25, 1.75])
>>> np.testing.assert_almost_equal(MedianAE().objective_function(y_true, y_pred), 0.
↪ 25)
```

## Attributes

<b>ex-pected_range</b>	None
<b>greater_is_better</b>	False
<b>is_bounded_like_percentage</b>	False
<b>name</b>	MedianAE
<b>per-fect_score</b>	0.0
<b>prob-lem_types</b>	[ProblemTypes.REGRESSION, ProblemTypes.TIME_SERIES_REGRESSION]
<b>score_needs_positive</b>	True

## Methods

<a href="#"><i>calculate_percent_difference</i></a>	Calculate the percent difference between scores.
<a href="#"><i>is_defined_for_problem_type</i></a>	Returns whether or not an objective is defined for a problem type.
<a href="#"><i>objective_function</i></a>	Objective function for median absolute error for regression.
<a href="#"><i>positive_only</i></a>	If True, this objective is only valid for positive data. Defaults to False.
<a href="#"><i>score</i></a>	Returns a numerical score indicating performance based on the differences between the predicted and actual values.
<a href="#"><i>validate_inputs</i></a>	Validates the input based on a few simple checks.

**classmethod** `calculate_percent_difference(cls, score, baseline_score)`

Calculate the percent difference between scores.

### Parameters

- **score** (*float*) – A score. Output of the score method of this objective.
- **baseline\_score** (*float*) – A score. Output of the score method of this objective. In practice, this is the score achieved on this objective with a baseline estimator.

### Returns

**The percent difference between the scores. Note that for objectives that can be interpreted as percentages, this will be the difference between the reference score and score. For all other objectives, the difference will be normalized by the reference score.**

**Return type** float

**classmethod** `is_defined_for_problem_type(cls, problem_type)`

Returns whether or not an objective is defined for a problem type.

**objective\_function**(*self*, *y\_true*, *y\_predicted*, *y\_train=None*, *X=None*, *sample\_weight=None*)

Objective function for median absolute error for regression.

**positive\_only**(*cls*)

If True, this objective is only valid for positive data. Defaults to False.

**score**(*self*, *y\_true*, *y\_predicted*, *y\_train=None*, *X=None*, *sample\_weight=None*)

Returns a numerical score indicating performance based on the differences between the predicted and actual values.

#### Parameters

- **y\_predicted** (*pd.Series*) – Predicted values of length [n\_samples]
- **y\_true** (*pd.Series*) – Actual class labels of length [n\_samples]
- **y\_train** (*pd.Series*) – Observed training values of length [n\_samples]
- **X** (*pd.DataFrame* or *np.ndarray*) – Extra data of shape [n\_samples, n\_features] necessary to calculate score
- **sample\_weight** (*pd.DataFrame* or *np.ndarray*) – Sample weights used in computing objective value result

**Returns** score

**validate\_inputs**(*self*, *y\_true*, *y\_predicted*)

Validates the input based on a few simple checks.

#### Parameters

- **y\_predicted** (*pd.Series*, or *pd.DataFrame*) – Predicted values of length [n\_samples].
- **y\_true** (*pd.Series*) – Actual class labels of length [n\_samples].

**Raises ValueError** – If the inputs are malformed.

**class** evalml.objectives.**MSE**

Mean squared error for regression.

### Example

```
>>> y_true = pd.Series([1.5, 2, 3, 1, 0.5, 1, 2.5, 2.5, 1, 0.5, 2])
>>> y_pred = pd.Series([1.5, 2.5, 2, 1, 0.5, 1, 3, 2.25, 0.75, 0.25, 1.75])
>>> np.testing.assert_almost_equal(MSE().objective_function(y_true, y_pred), 0.
↪ 1590909)
```

#### Attributes

<b>ex-pected_range</b>	None
<b>greater_is_better</b>	False
<b>is_bounded_like_percentage</b>	False
<b>name</b>	MSE
<b>perfect_score</b>	0.0
<b>problem_types</b>	[ProblemTypes.REGRESSION, ProblemTypes.TIME_SERIES_REGRESSION]
<b>score_needs_problem</b>	True

## Methods

<i>calculate_percent_difference</i>	Calculate the percent difference between scores.
<i>is_defined_for_problem_type</i>	Returns whether or not an objective is defined for a problem type.
<i>objective_function</i>	Objective function for mean squared error for regression.
<i>positive_only</i>	If True, this objective is only valid for positive data. Defaults to False.
<i>score</i>	Returns a numerical score indicating performance based on the differences between the predicted and actual values.
<i>validate_inputs</i>	Validates the input based on a few simple checks.

**classmethod** `calculate_percent_difference(cls, score, baseline_score)`

Calculate the percent difference between scores.

### Parameters

- **score** (*float*) – A score. Output of the score method of this objective.
- **baseline\_score** (*float*) – A score. Output of the score method of this objective. In practice, this is the score achieved on this objective with a baseline estimator.

### Returns

**The percent difference between the scores. Note that for objectives that can be interpreted as percentages, this will be the difference between the reference score and score. For all other objectives, the difference will be normalized by the reference score.**

**Return type** float

**classmethod** `is_defined_for_problem_type(cls, problem_type)`

Returns whether or not an objective is defined for a problem type.

**objective\_function**(*self, y\_true, y\_predicted, y\_train=None, X=None, sample\_weight=None*)

Objective function for mean squared error for regression.

**positive\_only**(*cls*)

If True, this objective is only valid for positive data. Defaults to False.

**score**(*self, y\_true, y\_predicted, y\_train=None, X=None, sample\_weight=None*)

Returns a numerical score indicating performance based on the differences between the predicted and actual values.

### Parameters

- **y\_predicted** (*pd.Series*) – Predicted values of length [n\_samples]
- **y\_true** (*pd.Series*) – Actual class labels of length [n\_samples]
- **y\_train** (*pd.Series*) – Observed training values of length [n\_samples]
- **X** (*pd.DataFrame* or *np.ndarray*) – Extra data of shape [n\_samples, n\_features] necessary to calculate score
- **sample\_weight** (*pd.DataFrame* or *np.ndarray*) – Sample weights used in computing objective value result

**Returns** score

**validate\_inputs**(*self*, *y\_true*, *y\_predicted*)

Validates the input based on a few simple checks.

**Parameters**

- **y\_predicted** (*pd.Series*, or *pd.DataFrame*) – Predicted values of length [n\_samples].
- **y\_true** (*pd.Series*) – Actual class labels of length [n\_samples].

**Raises ValueError** – If the inputs are malformed.

**class evalml.objectives.MulticlassClassificationObjective**

Base class for all multiclass classification objectives.

**Attributes**

<b>problem_types</b>	[ProblemTypes.MULTICLASS, ProblemTypes.TIME_SERIES_MULTICLASS]
----------------------	--

**Methods**

<i>calculate_percent_difference</i>	Calculate the percent difference between scores.
<i>expected_range</i>	Returns the expected range of the objective, which is not necessarily the possible ranges.
<i>greater_is_better</i>	Returns a boolean determining if a greater score indicates better model performance.
<i>is_bounded_like_percentage</i>	Returns whether this objective is bounded between 0 and 1, inclusive.
<i>is_defined_for_problem_type</i>	Returns whether or not an objective is defined for a problem type.
<i>name</i>	Returns a name describing the objective.
<i>objective_function</i>	Computes the relative value of the provided predictions compared to the actual labels, according a specified metric.
<i>perfect_score</i>	Returns the score obtained by evaluating this objective on a perfect model.
<i>positive_only</i>	If True, this objective is only valid for positive data. Defaults to False.
<i>score</i>	Returns a numerical score indicating performance based on the differences between the predicted and actual values.
<i>score_needs_proba</i>	Returns a boolean determining if the score() method needs probability estimates.
<i>validate_inputs</i>	Validates the input based on a few simple checks.

**classmethod** `calculate_percent_difference(cls, score, baseline_score)`

Calculate the percent difference between scores.

**Parameters**

- **score** (*float*) – A score. Output of the score method of this objective.
- **baseline\_score** (*float*) – A score. Output of the score method of this objective. In practice, this is the score achieved on this objective with a baseline estimator.

**Returns**

**The percent difference between the scores. Note that for objectives that can be interpreted as percentages, this will be the difference between the reference score and score. For all other objectives, the difference will be normalized by the reference score.**

**Return type** `float`

**property** `expected_range(cls)`

Returns the expected range of the objective, which is not necessarily the possible ranges.

For example, our expected R2 range is from [-1, 1], although the actual range is (-inf, 1].

**property** `greater_is_better(cls)`

Returns a boolean determining if a greater score indicates better model performance.

**property** `is_bounded_like_percentage(cls)`

Returns whether this objective is bounded between 0 and 1, inclusive.

**classmethod** `is_defined_for_problem_type(cls, problem_type)`

Returns whether or not an objective is defined for a problem type.

**property** `name(cls)`

Returns a name describing the objective.

**abstract classmethod** `objective_function(cls, y_true, y_predicted, y_train=None, X=None, sample_weight=None)`

Computes the relative value of the provided predictions compared to the actual labels, according a specified metric.

**Parameters**

- **y\_predicted** (*pd.Series*) – Predicted values of length [n\_samples]
- **y\_true** (*pd.Series*) – Actual class labels of length [n\_samples]
- **y\_train** (*pd.Series*) – Observed training values of length [n\_samples]
- **X** (*pd.DataFrame* or *np.ndarray*) – Extra data of shape [n\_samples, n\_features] necessary to calculate score
- **sample\_weight** (*pd.DataFrame* or *np.ndarray*) – Sample weights used in computing objective value result

**Returns** Numerical value used to calculate score

**property** `perfect_score(cls)`

Returns the score obtained by evaluating this objective on a perfect model.

**property** `positive_only(cls)`

If True, this objective is only valid for positive data. Defaults to False.

**score**(*self*, *y\_true*, *y\_predicted*, *y\_train=None*, *X=None*, *sample\_weight=None*)

Returns a numerical score indicating performance based on the differences between the predicted and actual values.

**Parameters**

- **y\_predicted** (*pd.Series*) – Predicted values of length [n\_samples]
- **y\_true** (*pd.Series*) – Actual class labels of length [n\_samples]
- **y\_train** (*pd.Series*) – Observed training values of length [n\_samples]
- **X** (*pd.DataFrame* or *np.ndarray*) – Extra data of shape [n\_samples, n\_features] necessary to calculate score
- **sample\_weight** (*pd.DataFrame* or *np.ndarray*) – Sample weights used in computing objective value result

**Returns** score

**property score\_needs\_proba**(*cls*)

Returns a boolean determining if the score() method needs probability estimates.

This should be true for objectives which work with predicted probabilities, like log loss or AUC, and false for objectives which compare predicted class labels to the actual labels, like F1 or correlation.

**validate\_inputs**(*self*, *y\_true*, *y\_predicted*)

Validates the input based on a few simple checks.

**Parameters**

- **y\_predicted** (*pd.Series*, or *pd.DataFrame*) – Predicted values of length [n\_samples].
- **y\_true** (*pd.Series*) – Actual class labels of length [n\_samples].

**Raises ValueError** – If the inputs are malformed.

**evalml.objectives.normalize\_objectives**(*objectives\_to\_normalize*, *max\_objectives*, *min\_objectives*)

Converts objectives from a [0, inf) scale to [0, 1] given a max and min for each objective.

**Parameters**

- **objectives\_to\_normalize** (*dict[str, float]*) – A dictionary mapping objectives to values
- **max\_objectives** (*dict[str, float]*) – The mapping of objectives to the maximum values for normalization
- **min\_objectives** (*dict[str, float]*) – The mapping of objectives to the minimum values for normalization

**Returns** A dictionary mapping objective names to their new normalized values

**class evalml.objectives.ObjectiveBase**

Base class for all objectives.

**Attributes**

<b>problem_types</b>	None
----------------------	------

**Methods**



<code>calculate_percent_difference</code>	Calculate the percent difference between scores.
<code>expected_range</code>	Returns the expected range of the objective, which is not necessarily the possible ranges.
<code>greater_is_better</code>	Returns a boolean determining if a greater score indicates better model performance.
<code>is_bounded_like_percentage</code>	Returns whether this objective is bounded between 0 and 1, inclusive.
<code>is_defined_for_problem_type</code>	Returns whether or not an objective is defined for a problem type.
<code>name</code>	Returns a name describing the objective.
<code>objective_function</code>	Computes the relative value of the provided predictions compared to the actual labels, according a specified metric.
<code>perfect_score</code>	Returns the score obtained by evaluating this objective on a perfect model.
<code>positive_only</code>	If True, this objective is only valid for positive data. Defaults to False.
<code>score</code>	Returns a numerical score indicating performance based on the differences between the predicted and actual values.
<code>score_needs_proba</code>	Returns a boolean determining if the score() method needs probability estimates.
<code>validate_inputs</code>	Validates the input based on a few simple checks.

**classmethod** `calculate_percent_difference(cls, score, baseline_score)`

Calculate the percent difference between scores.

#### Parameters

- **score** (*float*) – A score. Output of the score method of this objective.
- **baseline\_score** (*float*) – A score. Output of the score method of this objective. In practice, this is the score achieved on this objective with a baseline estimator.

#### Returns

**The percent difference between the scores. Note that for objectives that can be interpreted as percentages, this will be the difference between the reference score and score. For all other objectives, the difference will be normalized by the reference score.**

**Return type** float

**property** `expected_range(cls)`

Returns the expected range of the objective, which is not necessarily the possible ranges.

For example, our expected R2 range is from [-1, 1], although the actual range is (-inf, 1].

**property** `greater_is_better(cls)`

Returns a boolean determining if a greater score indicates better model performance.

**property** `is_bounded_like_percentage(cls)`

Returns whether this objective is bounded between 0 and 1, inclusive.

**classmethod** `is_defined_for_problem_type(cls, problem_type)`

Returns whether or not an objective is defined for a problem type.

**property name**(*cls*)

Returns a name describing the objective.

**abstract classmethod objective\_function**(*cls, y\_true, y\_predicted, y\_train=None, X=None, sample\_weight=None*)

Computes the relative value of the provided predictions compared to the actual labels, according a specified metric.

**Parameters**

- **y\_predicted** (*pd.Series*) – Predicted values of length [n\_samples]
- **y\_true** (*pd.Series*) – Actual class labels of length [n\_samples]
- **y\_train** (*pd.Series*) – Observed training values of length [n\_samples]
- **X** (*pd.DataFrame* or *np.ndarray*) – Extra data of shape [n\_samples, n\_features] necessary to calculate score
- **sample\_weight** (*pd.DataFrame* or *np.ndarray*) – Sample weights used in computing objective value result

**Returns** Numerical value used to calculate score

**property perfect\_score**(*cls*)

Returns the score obtained by evaluating this objective on a perfect model.

**property positive\_only**(*cls*)

If True, this objective is only valid for positive data. Defaults to False.

**score**(*self, y\_true, y\_predicted, y\_train=None, X=None, sample\_weight=None*)

Returns a numerical score indicating performance based on the differences between the predicted and actual values.

**Parameters**

- **y\_predicted** (*pd.Series*) – Predicted values of length [n\_samples]
- **y\_true** (*pd.Series*) – Actual class labels of length [n\_samples]
- **y\_train** (*pd.Series*) – Observed training values of length [n\_samples]
- **X** (*pd.DataFrame* or *np.ndarray*) – Extra data of shape [n\_samples, n\_features] necessary to calculate score
- **sample\_weight** (*pd.DataFrame* or *np.ndarray*) – Sample weights used in computing objective value result

**Returns** score

**property score\_needs\_proba**(*cls*)

Returns a boolean determining if the score() method needs probability estimates.

This should be true for objectives which work with predicted probabilities, like log loss or AUC, and false for objectives which compare predicted class labels to the actual labels, like F1 or correlation.

**validate\_inputs**(*self, y\_true, y\_predicted*)

Validates the input based on a few simple checks.

**Parameters**

- **y\_predicted** (*pd.Series*, or *pd.DataFrame*) – Predicted values of length [n\_samples].

- **y\_true** (*pd.Series*) – Actual class labels of length [n\_samples].

**Raises ValueError** – If the inputs are malformed.

`evalml.objectives.organize_objectives(problem_type, include=None, exclude=None, imbalanced=False)`

Generate objectives to consider, with optional modifications to the defaults.

#### Parameters

- **problem\_type** (*str/ProblemType*) – Type of problem
- **include** (*list[str/ObjectiveBase]*) – A list of objectives to include beyond the defaults. Defaults to None.
- **exclude** (*list[str/ObjectiveBase]*) – A list of objectives to exclude from the defaults. Defaults to None.
- **imbalanced** (*boolean*) – For multiclass problems, if the classes are imbalanced. Defaults to False

**Returns** List of string objective names that correspond to ObjectiveBase objectives

#### Raises

- **ValueError** – If any objectives to include or exclude are not valid for the problem type
- **ValueError** – If an objective to exclude is not in the default objectives

**class evalml.objectives.Precision**

Precision score for binary classification.

#### Example

```
>>> y_true = pd.Series([0, 1, 1, 0, 0, 1, 1, 1, 0, 1, 1])
>>> y_pred = pd.Series([0, 0, 0, 0, 0, 0, 0, 0, 0, 0, 1])
>>> np.testing.assert_almost_equal(Precision().objective_function(y_true, y_pred),
↪ 1.0)
```

#### Attributes

<b>ex-pected_range</b>	[0, 1]
<b>greater_is_better</b>	True
<b>is_bounded_like_percentage</b>	True
<b>name</b>	Precision
<b>per-fect_score</b>	1.0
<b>prob-lem_types</b>	[ProblemTypes.BINARY, ProblemTypes.TIME_SERIES_BINARY]
<b>score_needs_proba</b>	False

#### Methods

<code>calculate_percent_difference</code>	Calculate the percent difference between scores.
<code>can_optimize_threshold</code>	Returns a boolean determining if we can optimize the binary classification objective threshold.
<code>decision_function</code>	Apply a learned threshold to predicted probabilities to get predicted classes.
<code>is_defined_for_problem_type</code>	Returns whether or not an objective is defined for a problem type.
<code>objective_function</code>	Objective function for precision score for binary classification.
<code>optimize_threshold</code>	Learn a binary classification threshold which optimizes the current objective.
<code>positive_only</code>	If True, this objective is only valid for positive data. Defaults to False.
<code>score</code>	Returns a numerical score indicating performance based on the differences between the predicted and actual values.
<code>validate_inputs</code>	Validate inputs for scoring.

**classmethod** `calculate_percent_difference(cls, score, baseline_score)`

Calculate the percent difference between scores.

#### Parameters

- **score** (*float*) – A score. Output of the score method of this objective.
- **baseline\_score** (*float*) – A score. Output of the score method of this objective. In practice, this is the score achieved on this objective with a baseline estimator.

#### Returns

**The percent difference between the scores. Note that for objectives that can be interpreted** as percentages, this will be the difference between the reference score and score. For all other objectives, the difference will be normalized by the reference score.

**Return type** float

**property** `can_optimize_threshold(cls)`

Returns a boolean determining if we can optimize the binary classification objective threshold.

This will be false for any objective that works directly with predicted probabilities, like log loss and AUC. Otherwise, it will be true.

**Returns** Whether or not an objective can be optimized.

**Return type** bool

**decision\_function**(*self*, *ypred\_proba*, *threshold=0.5*, *X=None*)

Apply a learned threshold to predicted probabilities to get predicted classes.

#### Parameters

- **ypred\_proba** (*pd.Series*, *np.ndarray*) – The classifier’s predicted probabilities
- **threshold** (*float*, *optional*) – Threshold used to make a prediction. Defaults to 0.5.
- **X** (*pd.DataFrame*, *optional*) – Any extra columns that are needed from training data.

**Returns** predictions

**classmethod** `is_defined_for_problem_type(cls, problem_type)`

Returns whether or not an objective is defined for a problem type.

**objective\_function**(*self*, *y\_true*, *y\_predicted*, *y\_train=None*, *X=None*, *sample\_weight=None*)

Objective function for precision score for binary classification.

**optimize\_threshold**(*self*, *ypred\_proba*, *y\_true*, *X=None*)

Learn a binary classification threshold which optimizes the current objective.

#### Parameters

- **ypred\_proba** (*pd.Series*) – The classifier’s predicted probabilities
- **y\_true** (*pd.Series*) – The ground truth for the predictions.
- **X** (*pd.DataFrame*, *optional*) – Any extra columns that are needed from training data.

**Returns** Optimal threshold for this objective.

**Raises** **RuntimeError** – If objective cannot be optimized.

**positive\_only**(*cls*)

If True, this objective is only valid for positive data. Defaults to False.

**score**(*self*, *y\_true*, *y\_predicted*, *y\_train=None*, *X=None*, *sample\_weight=None*)

Returns a numerical score indicating performance based on the differences between the predicted and actual values.

#### Parameters

- **y\_predicted** (*pd.Series*) – Predicted values of length [n\_samples]
- **y\_true** (*pd.Series*) – Actual class labels of length [n\_samples]
- **y\_train** (*pd.Series*) – Observed training values of length [n\_samples]
- **X** (*pd.DataFrame* or *np.ndarray*) – Extra data of shape [n\_samples, n\_features] necessary to calculate score
- **sample\_weight** (*pd.DataFrame* or *np.ndarray*) – Sample weights used in computing objective value result

**Returns** score

**validate\_inputs**(*self*, *y\_true*, *y\_predicted*)

Validate inputs for scoring.

**class** `evalml.objectives.PrecisionMacro`

Precision score for multiclass classification using macro-averaging.

### Example

```
>>> y_true = pd.Series([0, 1, 0, 2, 0, 1, 2, 1, 2, 0, 2])
>>> y_pred = pd.Series([0, 0, 0, 0, 1, 1, 1, 1, 2, 2, 2])
>>> np.testing.assert_almost_equal(PrecisionMacro().objective_function(y_true, y_
↪pred), 0.5555555)
```

**Attributes**

<b>ex-pected_range</b>	[0, 1]
<b>greater_is_better</b>	True
<b>is_bounded_like_percentage</b>	True
<b>name</b>	Precision Macro
<b>perfect_score</b>	1.0
<b>problem_types</b>	[ProblemTypes.MULTICLASS, ProblemTypes.TIME_SERIES_MULTICLASS]
<b>score_needs_problem</b>	True

## Methods

<i>calculate_percent_difference</i>	Calculate the percent difference between scores.
<i>is_defined_for_problem_type</i>	Returns whether or not an objective is defined for a problem type.
<i>objective_function</i>	Objective function for precision score for multiclass classification using macro-averaging.
<i>positive_only</i>	If True, this objective is only valid for positive data. Defaults to False.
<i>score</i>	Returns a numerical score indicating performance based on the differences between the predicted and actual values.
<i>validate_inputs</i>	Validates the input based on a few simple checks.

**classmethod** `calculate_percent_difference(cls, score, baseline_score)`

Calculate the percent difference between scores.

### Parameters

- **score** (*float*) – A score. Output of the score method of this objective.
- **baseline\_score** (*float*) – A score. Output of the score method of this objective. In practice, this is the score achieved on this objective with a baseline estimator.

### Returns

**The percent difference between the scores. Note that for objectives that can be interpreted as percentages, this will be the difference between the reference score and score. For all other objectives, the difference will be normalized by the reference score.**

**Return type** float

**classmethod** `is_defined_for_problem_type(cls, problem_type)`

Returns whether or not an objective is defined for a problem type.

**objective\_function**(*self, y\_true, y\_predicted, y\_train=None, X=None, sample\_weight=None*)

Objective function for precision score for multiclass classification using macro-averaging.

**positive\_only**(*cls*)

If True, this objective is only valid for positive data. Defaults to False.

**score**(*self, y\_true, y\_predicted, y\_train=None, X=None, sample\_weight=None*)

Returns a numerical score indicating performance based on the differences between the predicted and actual values.

### Parameters

- **y\_predicted** (*pd.Series*) – Predicted values of length [n\_samples]
- **y\_true** (*pd.Series*) – Actual class labels of length [n\_samples]
- **y\_train** (*pd.Series*) – Observed training values of length [n\_samples]
- **X** (*pd.DataFrame* or *np.ndarray*) – Extra data of shape [n\_samples, n\_features] necessary to calculate score
- **sample\_weight** (*pd.DataFrame* or *np.ndarray*) – Sample weights used in computing objective value result

**Returns** score

**validate\_inputs**(*self, y\_true, y\_predicted*)

Validates the input based on a few simple checks.

**Parameters**

- **y\_predicted** (*pd.Series*, or *pd.DataFrame*) – Predicted values of length [n\_samples].
- **y\_true** (*pd.Series*) – Actual class labels of length [n\_samples].

**Raises ValueError** – If the inputs are malformed.

**class** evalml.objectives.PrecisionMicro

Precision score for multiclass classification using micro averaging.

### Example

```
>>> y_true = pd.Series([0, 1, 0, 2, 0, 1, 2, 1, 2, 0, 2])
>>> y_pred = pd.Series([0, 0, 0, 0, 1, 1, 1, 1, 2, 2, 2])
>>> np.testing.assert_almost_equal(PrecisionMicro().objective_function(y_true, y_
↪pred), 0.5454545)
```

### Attributes

<b>ex-pected_range</b>	[0, 1]
<b>greater_is_better</b>	True
<b>is_bounded_like_percentage</b>	True
<b>name</b>	Precision Micro
<b>per-fect_score</b>	1.0
<b>prob-lem_types</b>	[ProblemTypes.MULTICLASS, ProblemTypes.TIME_SERIES_MULTICLASS]
<b>score_needs_proba</b>	False

### Methods

<code>calculate_percent_difference</code>	Calculate the percent difference between scores.
<code>is_defined_for_problem_type</code>	Returns whether or not an objective is defined for a problem type.
<code>objective_function</code>	Objective function for precision score for binary classification using micro-averaging.
<code>positive_only</code>	If True, this objective is only valid for positive data. Defaults to False.
<code>score</code>	Returns a numerical score indicating performance based on the differences between the predicted and actual values.
<code>validate_inputs</code>	Validates the input based on a few simple checks.

**classmethod** `calculate_percent_difference`(*cls*, *score*, *baseline\_score*)

Calculate the percent difference between scores.

**Parameters**

- **score** (*float*) – A score. Output of the score method of this objective.
- **baseline\_score** (*float*) – A score. Output of the score method of this objective. In practice, this is the score achieved on this objective with a baseline estimator.

**Returns**

**The percent difference between the scores. Note that for objectives that can be interpreted** as percentages, this will be the difference between the reference score and score. For all other objectives, the difference will be normalized by the reference score.

**Return type** `float`

**classmethod** `is_defined_for_problem_type`(*cls*, *problem\_type*)

Returns whether or not an objective is defined for a problem type.

**objective\_function**(*self*, *y\_true*, *y\_predicted*, *y\_train=None*, *X=None*, *sample\_weight=None*)

Objective function for precision score for binary classification using micro-averaging.

**positive\_only**(*cls*)

If True, this objective is only valid for positive data. Defaults to False.

**score**(*self*, *y\_true*, *y\_predicted*, *y\_train=None*, *X=None*, *sample\_weight=None*)

Returns a numerical score indicating performance based on the differences between the predicted and actual values.

**Parameters**

- **y\_predicted** (*pd.Series*) – Predicted values of length [n\_samples]
- **y\_true** (*pd.Series*) – Actual class labels of length [n\_samples]
- **y\_train** (*pd.Series*) – Observed training values of length [n\_samples]
- **X** (*pd.DataFrame* or *np.ndarray*) – Extra data of shape [n\_samples, n\_features] necessary to calculate score
- **sample\_weight** (*pd.DataFrame* or *np.ndarray*) – Sample weights used in computing objective value result

**Returns** `score`



**validate\_inputs**(*self*, *y\_true*, *y\_predicted*)

Validates the input based on a few simple checks.

#### Parameters

- **y\_predicted** (*pd.Series*, or *pd.DataFrame*) – Predicted values of length [n\_samples].
- **y\_true** (*pd.Series*) – Actual class labels of length [n\_samples].

**Raises ValueError** – If the inputs are malformed.

**class** evalml.objectives.**PrecisionWeighted**

Precision score for multiclass classification using weighted averaging.

#### Example

```
>>> y_true = pd.Series([0, 1, 0, 2, 0, 1, 2, 1, 2, 0, 2])
>>> y_pred = pd.Series([0, 0, 0, 0, 1, 1, 1, 1, 2, 2, 2])
>>> np.testing.assert_almost_equal(PrecisionWeighted().objective_function(y_true, y_
→pred), 0.5606060)
```

#### Attributes

<b>ex-pected_range</b>	[0, 1]
<b>greater_is_better</b>	True
<b>is_bounded_like_percentage</b>	True
<b>name</b>	Precision Weighted
<b>perfect_score</b>	1.0
<b>problem_types</b>	[ProblemTypes.MULTICLASS, ProblemTypes.TIME_SERIES_MULTICLASS]
<b>score_needs_proba</b>	False

#### Methods

<i>calculate_percent_difference</i>	Calculate the percent difference between scores.
<i>is_defined_for_problem_type</i>	Returns whether or not an objective is defined for a problem type.
<i>objective_function</i>	Objective function for precision score for multiclass classification using weighted averaging.
<i>positive_only</i>	If True, this objective is only valid for positive data. Defaults to False.
<i>score</i>	Returns a numerical score indicating performance based on the differences between the predicted and actual values.
<i>validate_inputs</i>	Validates the input based on a few simple checks.

**classmethod** **calculate\_percent\_difference**(*cls*, *score*, *baseline\_score*)

Calculate the percent difference between scores.

#### Parameters

- **score** (*float*) – A score. Output of the score method of this objective.
- **baseline\_score** (*float*) – A score. Output of the score method of this objective. In practice, this is the score achieved on this objective with a baseline estimator.

**Returns**

**The percent difference between the scores. Note that for objectives that can be interpreted** as percentages, this will be the difference between the reference score and score. For all other objectives, the difference will be normalized by the reference score.

**Return type** float

**classmethod** **is\_defined\_for\_problem\_type**(*cls, problem\_type*)

Returns whether or not an objective is defined for a problem type.

**objective\_function**(*self, y\_true, y\_predicted, y\_train=None, X=None, sample\_weight=None*)

Objective function for precision score for multiclass classification using weighted averaging.

**positive\_only**(*cls*)

If True, this objective is only valid for positive data. Defaults to False.

**score**(*self, y\_true, y\_predicted, y\_train=None, X=None, sample\_weight=None*)

Returns a numerical score indicating performance based on the differences between the predicted and actual values.

**Parameters**

- **y\_predicted** (*pd.Series*) – Predicted values of length [n\_samples]
- **y\_true** (*pd.Series*) – Actual class labels of length [n\_samples]
- **y\_train** (*pd.Series*) – Observed training values of length [n\_samples]
- **X** (*pd.DataFrame* or *np.ndarray*) – Extra data of shape [n\_samples, n\_features] necessary to calculate score
- **sample\_weight** (*pd.DataFrame* or *np.ndarray*) – Sample weights used in computing objective value result

**Returns** score

**validate\_inputs**(*self, y\_true, y\_predicted*)

Validates the input based on a few simple checks.

**Parameters**

- **y\_predicted** (*pd.Series*, or *pd.DataFrame*) – Predicted values of length [n\_samples].
- **y\_true** (*pd.Series*) – Actual class labels of length [n\_samples].

**Raises ValueError** – If the inputs are malformed.

**class** evalml.objectives.**R2**

Coefficient of determination for regression.

## Example

```
>>> y_true = pd.Series([1.5, 2, 3, 1, 0.5, 1, 2.5, 2.5, 1, 0.5, 2])
>>> y_pred = pd.Series([1.5, 2.5, 2, 1, 0.5, 1, 3, 2.25, 0.75, 0.25, 1.75])
>>> np.testing.assert_almost_equal(R2().objective_function(y_true, y_pred), 0.
↪ 7638036)
```

## Attributes

<b>ex-pected_range</b>	None
<b>greater_is_better</b>	True
<b>is_bounded_like_percentage</b>	False
<b>name</b>	R2
<b>per-fect_score</b>	1
<b>prob-lem_types</b>	[ProblemTypes.REGRESSION, ProblemTypes.TIME_SERIES_REGRESSION]
<b>score_needs_positive</b>	True

## Methods

<a href="#"><i>calculate_percent_difference</i></a>	Calculate the percent difference between scores.
<a href="#"><i>is_defined_for_problem_type</i></a>	Returns whether or not an objective is defined for a problem type.
<a href="#"><i>objective_function</i></a>	Objective function for coefficient of determination for regression.
<a href="#"><i>positive_only</i></a>	If True, this objective is only valid for positive data. Defaults to False.
<a href="#"><i>score</i></a>	Returns a numerical score indicating performance based on the differences between the predicted and actual values.
<a href="#"><i>validate_inputs</i></a>	Validates the input based on a few simple checks.

**classmethod** `calculate_percent_difference(cls, score, baseline_score)`

Calculate the percent difference between scores.

### Parameters

- **score** (*float*) – A score. Output of the score method of this objective.
- **baseline\_score** (*float*) – A score. Output of the score method of this objective. In practice, this is the score achieved on this objective with a baseline estimator.

### Returns

**The percent difference between the scores. Note that for objectives that can be interpreted as percentages, this will be the difference between the reference score and score. For all other objectives, the difference will be normalized by the reference score.**

**Return type** float

**classmethod** `is_defined_for_problem_type(cls, problem_type)`

Returns whether or not an objective is defined for a problem type.

**objective\_function**(*self*, *y\_true*, *y\_predicted*, *y\_train=None*, *X=None*, *sample\_weight=None*)

Objective function for coefficient of determination for regression.

**positive\_only**(*cls*)

If True, this objective is only valid for positive data. Defaults to False.

**score**(*self*, *y\_true*, *y\_predicted*, *y\_train=None*, *X=None*, *sample\_weight=None*)

Returns a numerical score indicating performance based on the differences between the predicted and actual values.

#### Parameters

- **y\_predicted** (*pd.Series*) – Predicted values of length [n\_samples]
- **y\_true** (*pd.Series*) – Actual class labels of length [n\_samples]
- **y\_train** (*pd.Series*) – Observed training values of length [n\_samples]
- **X** (*pd.DataFrame* or *np.ndarray*) – Extra data of shape [n\_samples, n\_features] necessary to calculate score
- **sample\_weight** (*pd.DataFrame* or *np.ndarray*) – Sample weights used in computing objective value result

**Returns** score

**validate\_inputs**(*self*, *y\_true*, *y\_predicted*)

Validates the input based on a few simple checks.

#### Parameters

- **y\_predicted** (*pd.Series*, or *pd.DataFrame*) – Predicted values of length [n\_samples].
- **y\_true** (*pd.Series*) – Actual class labels of length [n\_samples].

**Raises ValueError** – If the inputs are malformed.

**evalml.objectives.ranking\_only\_objectives()**

Get ranking-only objective classes.

Ranking-only objectives are objectives that are useful for evaluating the performance of a model, but should not be used as an optimization objective during AutoMLSearch for various reasons.

**Returns** List of ObjectiveBase classes

**class evalml.objectives.Recall**

Recall score for binary classification.

### Example

```
>>> y_true = pd.Series([0, 1, 1, 0, 0, 1, 1, 1, 0, 1, 1])
>>> y_pred = pd.Series([0, 0, 0, 0, 0, 0, 0, 0, 0, 0, 1])
>>> np.testing.assert_almost_equal(Recall().objective_function(y_true, y_pred), 0.
↪ 1428571)
```

### Attributes

<b>ex-pected_range</b>	[0, 1]
<b>greater_is_better</b>	True
<b>is_bounded_like_percentage</b>	True
<b>name</b>	Recall
<b>perfect_score</b>	1.0
<b>problem_types</b>	[ProblemTypes.BINARY, ProblemTypes.TIME_SERIES_BINARY]
<b>score_needs_proba</b>	True

## Methods

<i>calculate_percent_difference</i>	Calculate the percent difference between scores.
<i>can_optimize_threshold</i>	Returns a boolean determining if we can optimize the binary classification objective threshold.
<i>decision_function</i>	Apply a learned threshold to predicted probabilities to get predicted classes.
<i>is_defined_for_problem_type</i>	Returns whether or not an objective is defined for a problem type.
<i>objective_function</i>	Objective function for recall score for binary classification.
<i>optimize_threshold</i>	Learn a binary classification threshold which optimizes the current objective.
<i>positive_only</i>	If True, this objective is only valid for positive data. Defaults to False.
<i>score</i>	Returns a numerical score indicating performance based on the differences between the predicted and actual values.
<i>validate_inputs</i>	Validate inputs for scoring.

**classmethod** `calculate_percent_difference(cls, score, baseline_score)`

Calculate the percent difference between scores.

### Parameters

- **score** (*float*) – A score. Output of the score method of this objective.
- **baseline\_score** (*float*) – A score. Output of the score method of this objective. In practice, this is the score achieved on this objective with a baseline estimator.

### Returns

**The percent difference between the scores. Note that for objectives that can be interpreted as percentages, this will be the difference between the reference score and score. For all other objectives, the difference will be normalized by the reference score.**

**Return type** float

**property** `can_optimize_threshold(cls)`

Returns a boolean determining if we can optimize the binary classification objective threshold.

This will be false for any objective that works directly with predicted probabilities, like log loss and AUC. Otherwise, it will be true.

**Returns** Whether or not an objective can be optimized.

**Return type** bool

**decision\_function**(*self*, *ypred\_proba*, *threshold=0.5*, *X=None*)

Apply a learned threshold to predicted probabilities to get predicted classes.

**Parameters**

- **ypred\_proba** (*pd.Series*, *np.ndarray*) – The classifier’s predicted probabilities
- **threshold** (*float*, *optional*) – Threshold used to make a prediction. Defaults to 0.5.
- **X** (*pd.DataFrame*, *optional*) – Any extra columns that are needed from training data.

**Returns** predictions

**classmethod is\_defined\_for\_problem\_type**(*cls*, *problem\_type*)

Returns whether or not an objective is defined for a problem type.

**objective\_function**(*self*, *y\_true*, *y\_predicted*, *y\_train=None*, *X=None*, *sample\_weight=None*)

Objective function for recall score for binary classification.

**optimize\_threshold**(*self*, *ypred\_proba*, *y\_true*, *X=None*)

Learn a binary classification threshold which optimizes the current objective.

**Parameters**

- **ypred\_proba** (*pd.Series*) – The classifier’s predicted probabilities
- **y\_true** (*pd.Series*) – The ground truth for the predictions.
- **X** (*pd.DataFrame*, *optional*) – Any extra columns that are needed from training data.

**Returns** Optimal threshold for this objective.

**Raises** **RuntimeError** – If objective cannot be optimized.

**positive\_only**(*cls*)

If True, this objective is only valid for positive data. Defaults to False.

**score**(*self*, *y\_true*, *y\_predicted*, *y\_train=None*, *X=None*, *sample\_weight=None*)

Returns a numerical score indicating performance based on the differences between the predicted and actual values.

**Parameters**

- **y\_predicted** (*pd.Series*) – Predicted values of length [n\_samples]
- **y\_true** (*pd.Series*) – Actual class labels of length [n\_samples]
- **y\_train** (*pd.Series*) – Observed training values of length [n\_samples]
- **X** (*pd.DataFrame* or *np.ndarray*) – Extra data of shape [n\_samples, n\_features] necessary to calculate score
- **sample\_weight** (*pd.DataFrame* or *np.ndarray*) – Sample weights used in computing objective value result

**Returns** score

**validate\_inputs**(*self*, *y\_true*, *y\_predicted*)

Validate inputs for scoring.

**class evalml.objectives.RecallMacro**

Recall score for multiclass classification using macro averaging.

### Example

```
>>> y_true = pd.Series([0, 1, 0, 2, 0, 1, 2, 1, 2, 0, 2])
>>> y_pred = pd.Series([0, 0, 0, 0, 1, 1, 1, 1, 2, 2, 2])
>>> np.testing.assert_almost_equal(RecallMacro().objective_function(y_true, y_pred),
→ 0.555555)
```

### Attributes

<b>ex-pected_range</b>	[0, 1]
<b>greater_is_better</b>	True
<b>is_bounded_like_percentage</b>	True
<b>name</b>	Recall Macro
<b>per-fect_score</b>	1.0
<b>prob-lem_types</b>	[ProblemTypes.MULTICLASS, ProblemTypes.TIME_SERIES_MULTICLASS]
<b>score_needs_proba</b>	False

### Methods

<a href="#"><i>calculate_percent_difference</i></a>	Calculate the percent difference between scores.
<a href="#"><i>is_defined_for_problem_type</i></a>	Returns whether or not an objective is defined for a problem type.
<a href="#"><i>objective_function</i></a>	Objective function for recall score for multiclass classification using macro-averaging.
<a href="#"><i>positive_only</i></a>	If True, this objective is only valid for positive data. Defaults to False.
<a href="#"><i>score</i></a>	Returns a numerical score indicating performance based on the differences between the predicted and actual values.
<a href="#"><i>validate_inputs</i></a>	Validates the input based on a few simple checks.

**classmethod** `calculate_percent_difference(cls, score, baseline_score)`

Calculate the percent difference between scores.

#### Parameters

- **score** (*float*) – A score. Output of the score method of this objective.
- **baseline\_score** (*float*) – A score. Output of the score method of this objective. In practice, this is the score achieved on this objective with a baseline estimator.

#### Returns

**The percent difference between the scores. Note that for objectives that can be interpreted as percentages, this will be the difference between the reference score and score. For all other objectives, the difference will be normalized by the reference score.**

**Return type** float

**classmethod** `is_defined_for_problem_type(cls, problem_type)`

Returns whether or not an objective is defined for a problem type.

**objective\_function**(*self*, *y\_true*, *y\_predicted*, *y\_train=None*, *X=None*, *sample\_weight=None*)

Objective function for recall score for multiclass classification using macro-averaging.

**positive\_only**(*cls*)

If True, this objective is only valid for positive data. Defaults to False.

**score**(*self*, *y\_true*, *y\_predicted*, *y\_train=None*, *X=None*, *sample\_weight=None*)

Returns a numerical score indicating performance based on the differences between the predicted and actual values.

#### Parameters

- **y\_predicted** (*pd.Series*) – Predicted values of length [n\_samples]
- **y\_true** (*pd.Series*) – Actual class labels of length [n\_samples]
- **y\_train** (*pd.Series*) – Observed training values of length [n\_samples]
- **X** (*pd.DataFrame* or *np.ndarray*) – Extra data of shape [n\_samples, n\_features] necessary to calculate score
- **sample\_weight** (*pd.DataFrame* or *np.ndarray*) – Sample weights used in computing objective value result

**Returns** score

**validate\_inputs**(*self*, *y\_true*, *y\_predicted*)

Validates the input based on a few simple checks.

#### Parameters

- **y\_predicted** (*pd.Series*, or *pd.DataFrame*) – Predicted values of length [n\_samples].
- **y\_true** (*pd.Series*) – Actual class labels of length [n\_samples].

**Raises ValueError** – If the inputs are malformed.

**class** evalml.objectives.RecallMicro

Recall score for multiclass classification using micro averaging.

### Example

```
>>> y_true = pd.Series([0, 1, 0, 2, 0, 1, 2, 1, 2, 0, 2])
>>> y_pred = pd.Series([0, 0, 0, 0, 1, 1, 1, 1, 2, 2, 2])
>>> np.testing.assert_almost_equal(RecallMicro().objective_function(y_true, y_pred),
→ 0.5454545)
```

#### Attributes



<b>ex-pected_range</b>	[0, 1]
<b>greater_is_better</b>	True
<b>is_bounded_like_percentage</b>	True
<b>name</b>	Recall Micro
<b>perfect_score</b>	1.0
<b>problem_types</b>	[ProblemTypes.MULTICLASS, ProblemTypes.TIME_SERIES_MULTICLASS]
<b>score_needs_proba</b>	True

## Methods

<i>calculate_percent_difference</i>	Calculate the percent difference between scores.
<i>is_defined_for_problem_type</i>	Returns whether or not an objective is defined for a problem type.
<i>objective_function</i>	Objective function for recall score for multiclass classification using micro-averaging.
<i>positive_only</i>	If True, this objective is only valid for positive data. Defaults to False.
<i>score</i>	Returns a numerical score indicating performance based on the differences between the predicted and actual values.
<i>validate_inputs</i>	Validates the input based on a few simple checks.

**classmethod** `calculate_percent_difference(cls, score, baseline_score)`

Calculate the percent difference between scores.

### Parameters

- **score** (*float*) – A score. Output of the score method of this objective.
- **baseline\_score** (*float*) – A score. Output of the score method of this objective. In practice, this is the score achieved on this objective with a baseline estimator.

### Returns

**The percent difference between the scores. Note that for objectives that can be interpreted as percentages, this will be the difference between the reference score and score. For all other objectives, the difference will be normalized by the reference score.**

**Return type** float

**classmethod** `is_defined_for_problem_type(cls, problem_type)`

Returns whether or not an objective is defined for a problem type.

**objective\_function**(*self*, *y\_true*, *y\_predicted*, *y\_train=None*, *X=None*, *sample\_weight=None*)

Objective function for recall score for multiclass classification using micro-averaging.

**positive\_only**(*cls*)

If True, this objective is only valid for positive data. Defaults to False.

**score**(*self*, *y\_true*, *y\_predicted*, *y\_train=None*, *X=None*, *sample\_weight=None*)

Returns a numerical score indicating performance based on the differences between the predicted and actual values.

### Parameters

- **y\_predicted** (*pd.Series*) – Predicted values of length [n\_samples]
- **y\_true** (*pd.Series*) – Actual class labels of length [n\_samples]
- **y\_train** (*pd.Series*) – Observed training values of length [n\_samples]
- **X** (*pd.DataFrame* or *np.ndarray*) – Extra data of shape [n\_samples, n\_features] necessary to calculate score
- **sample\_weight** (*pd.DataFrame* or *np.ndarray*) – Sample weights used in computing objective value result

**Returns** score

**validate\_inputs**(*self, y\_true, y\_predicted*)

Validates the input based on a few simple checks.

**Parameters**

- **y\_predicted** (*pd.Series*, or *pd.DataFrame*) – Predicted values of length [n\_samples].
- **y\_true** (*pd.Series*) – Actual class labels of length [n\_samples].

**Raises ValueError** – If the inputs are malformed.

**class** evalml.objectives.RecallWeighted

Recall score for multiclass classification using weighted averaging.

### Example

```
>>> y_true = pd.Series([0, 1, 0, 2, 0, 1, 2, 1, 2, 0, 2])
>>> y_pred = pd.Series([0, 0, 0, 0, 1, 1, 1, 1, 2, 2, 2])
>>> np.testing.assert_almost_equal(RecallWeighted().objective_function(y_true, y_
↪pred), 0.5454545)
```

### Attributes

<b>ex-pected_range</b>	[0, 1]
<b>greater_is_better</b>	True
<b>is_bounded_like_percentage</b>	True
<b>name</b>	Recall Weighted
<b>perfect_score</b>	1.0
<b>problem_types</b>	[ProblemTypes.MULTICLASS, ProblemTypes.TIME_SERIES_MULTICLASS]
<b>score_needs_proba</b>	True

### Methods

<code>calculate_percent_difference</code>	Calculate the percent difference between scores.
<code>is_defined_for_problem_type</code>	Returns whether or not an objective is defined for a problem type.
<code>objective_function</code>	Objective function for recall score for multiclass classification using weighted averaging.
<code>positive_only</code>	If True, this objective is only valid for positive data. Defaults to False.
<code>score</code>	Returns a numerical score indicating performance based on the differences between the predicted and actual values.
<code>validate_inputs</code>	Validates the input based on a few simple checks.

**classmethod** `calculate_percent_difference`(*cls*, *score*, *baseline\_score*)

Calculate the percent difference between scores.

#### Parameters

- **score** (*float*) – A score. Output of the score method of this objective.
- **baseline\_score** (*float*) – A score. Output of the score method of this objective. In practice, this is the score achieved on this objective with a baseline estimator.

#### Returns

**The percent difference between the scores. Note that for objectives that can be interpreted** as percentages, this will be the difference between the reference score and score. For all other objectives, the difference will be normalized by the reference score.

**Return type** float

**classmethod** `is_defined_for_problem_type`(*cls*, *problem\_type*)

Returns whether or not an objective is defined for a problem type.

**objective\_function**(*self*, *y\_true*, *y\_predicted*, *y\_train=None*, *X=None*, *sample\_weight=None*)

Objective function for recall score for multiclass classification using weighted averaging.

**positive\_only**(*cls*)

If True, this objective is only valid for positive data. Defaults to False.

**score**(*self*, *y\_true*, *y\_predicted*, *y\_train=None*, *X=None*, *sample\_weight=None*)

Returns a numerical score indicating performance based on the differences between the predicted and actual values.

#### Parameters

- **y\_predicted** (*pd.Series*) – Predicted values of length [n\_samples]
- **y\_true** (*pd.Series*) – Actual class labels of length [n\_samples]
- **y\_train** (*pd.Series*) – Observed training values of length [n\_samples]
- **X** (*pd.DataFrame* or *np.ndarray*) – Extra data of shape [n\_samples, n\_features] necessary to calculate score
- **sample\_weight** (*pd.DataFrame* or *np.ndarray*) – Sample weights used in computing objective value result

**Returns** score

**validate\_inputs**(*self*, *y\_true*, *y\_predicted*)

Validates the input based on a few simple checks.

**Parameters**

- **y\_predicted** (*pd.Series*, or *pd.DataFrame*) – Predicted values of length [n\_samples].
- **y\_true** (*pd.Series*) – Actual class labels of length [n\_samples].

**Raises ValueError** – If the inputs are malformed.

**evalml.objectives.recommendation\_score**(*objectives*, *prioritized\_objective=None*, *custom\_weights=None*)

Computes a recommendation score for a model given scores for a group of objectives.

This recommendation score is a weighted average of the given objectives, by default all weighted equally. Passing in a prioritized objective will weight that objective with the prioritized weight, and all other objectives will split the remaining weight equally.

**Parameters**

- **objectives** (*dict[str, float]*) – A dictionary mapping objectives to their values. Objectives should be a float between 0 and 1, where higher is better. If the objective does not represent score this way, scores should first be normalized using the `normalize_objectives` function.
- **prioritized\_objective** (*str*) – An optional name of a priority objective that should be given heavier weight (50% of the total) than the other objectives contributing to the score. Defaults to `None`, where all objectives are weighted equally.
- **custom\_weights** (*dict[str, float]*) – A dictionary mapping objective names to corresponding weights between 0 and 1. If all objectives are listed, should add up to 1. If a subset of objectives are listed, should add up to less than 1, and remaining weight will be evenly distributed between the remaining objectives. Should not be used at the same time as `prioritized_objective`.

**Returns** A value between 0 and 100 representing how strongly we recommend a pipeline given a set of evaluated objectives

**Raises ValueError** – If the objective(s) to prioritize are not in the known objectives, or if the custom weight(s) are not a float between 0 and 1.

**class evalml.objectives.RegressionObjective**

Base class for all regression objectives.

**Attributes**

<b>problem_types</b>	[ProblemTypes.REGRESSION, ProblemTypes.TIME_SERIES_REGRESSION]
----------------------	--

**Methods**

<code>calculate_percent_difference</code>	Calculate the percent difference between scores.
<code>expected_range</code>	Returns the expected range of the objective, which is not necessarily the possible ranges.
<code>greater_is_better</code>	Returns a boolean determining if a greater score indicates better model performance.
<code>is_bounded_like_percentage</code>	Returns whether this objective is bounded between 0 and 1, inclusive.
<code>is_defined_for_problem_type</code>	Returns whether or not an objective is defined for a problem type.
<code>name</code>	Returns a name describing the objective.
<code>objective_function</code>	Computes the relative value of the provided predictions compared to the actual labels, according a specified metric.
<code>perfect_score</code>	Returns the score obtained by evaluating this objective on a perfect model.
<code>positive_only</code>	If True, this objective is only valid for positive data. Defaults to False.
<code>score</code>	Returns a numerical score indicating performance based on the differences between the predicted and actual values.
<code>score_needs_proba</code>	Returns a boolean determining if the score() method needs probability estimates.
<code>validate_inputs</code>	Validates the input based on a few simple checks.

**classmethod** `calculate_percent_difference(cls, score, baseline_score)`

Calculate the percent difference between scores.

#### Parameters

- **score** (*float*) – A score. Output of the score method of this objective.
- **baseline\_score** (*float*) – A score. Output of the score method of this objective. In practice, this is the score achieved on this objective with a baseline estimator.

#### Returns

**The percent difference between the scores. Note that for objectives that can be interpreted** as percentages, this will be the difference between the reference score and score. For all other objectives, the difference will be normalized by the reference score.

**Return type** float

**property** `expected_range(cls)`

Returns the expected range of the objective, which is not necessarily the possible ranges.

For example, our expected R2 range is from [-1, 1], although the actual range is (-inf, 1].

**property** `greater_is_better(cls)`

Returns a boolean determining if a greater score indicates better model performance.

**property** `is_bounded_like_percentage(cls)`

Returns whether this objective is bounded between 0 and 1, inclusive.

**classmethod** `is_defined_for_problem_type(cls, problem_type)`

Returns whether or not an objective is defined for a problem type.

**property name**(*cls*)

Returns a name describing the objective.

**abstract classmethod objective\_function**(*cls, y\_true, y\_predicted, y\_train=None, X=None, sample\_weight=None*)

Computes the relative value of the provided predictions compared to the actual labels, according a specified metric.

**Parameters**

- **y\_predicted** (*pd.Series*) – Predicted values of length [n\_samples]
- **y\_true** (*pd.Series*) – Actual class labels of length [n\_samples]
- **y\_train** (*pd.Series*) – Observed training values of length [n\_samples]
- **X** (*pd.DataFrame* or *np.ndarray*) – Extra data of shape [n\_samples, n\_features] necessary to calculate score
- **sample\_weight** (*pd.DataFrame* or *np.ndarray*) – Sample weights used in computing objective value result

**Returns** Numerical value used to calculate score

**property perfect\_score**(*cls*)

Returns the score obtained by evaluating this objective on a perfect model.

**property positive\_only**(*cls*)

If True, this objective is only valid for positive data. Defaults to False.

**score**(*self, y\_true, y\_predicted, y\_train=None, X=None, sample\_weight=None*)

Returns a numerical score indicating performance based on the differences between the predicted and actual values.

**Parameters**

- **y\_predicted** (*pd.Series*) – Predicted values of length [n\_samples]
- **y\_true** (*pd.Series*) – Actual class labels of length [n\_samples]
- **y\_train** (*pd.Series*) – Observed training values of length [n\_samples]
- **X** (*pd.DataFrame* or *np.ndarray*) – Extra data of shape [n\_samples, n\_features] necessary to calculate score
- **sample\_weight** (*pd.DataFrame* or *np.ndarray*) – Sample weights used in computing objective value result

**Returns** score

**property score\_needs\_proba**(*cls*)

Returns a boolean determining if the score() method needs probability estimates.

This should be true for objectives which work with predicted probabilities, like log loss or AUC, and false for objectives which compare predicted class labels to the actual labels, like F1 or correlation.

**validate\_inputs**(*self, y\_true, y\_predicted*)

Validates the input based on a few simple checks.

**Parameters**

- **y\_predicted** (*pd.Series*, or *pd.DataFrame*) – Predicted values of length [n\_samples].

- **y\_true** (*pd.Series*) – Actual class labels of length [n\_samples].

**Raises** **ValueError** – If the inputs are malformed.

**class** evalml.objectives.**RootMeanSquaredError**

Root mean squared error for regression.

### Example

```
>>> y_true = pd.Series([1.5, 2, 3, 1, 0.5, 1, 2.5, 2.5, 1, 0.5, 2])
>>> y_pred = pd.Series([1.5, 2.5, 2, 1, 0.5, 1, 3, 2.25, 0.75, 0.25, 1.75])
>>> np.testing.assert_almost_equal(RootMeanSquaredError().objective_function(y_true,
→ y_pred), 0.3988620)
```

### Attributes

<b>ex-pected_range</b>	None
<b>greater_is_better</b>	False
<b>is_bounded_like_percentage</b>	False
<b>name</b>	Root Mean Squared Error
<b>perfect_score</b>	0.0
<b>problem_types</b>	[ProblemTypes.REGRESSION, ProblemTypes.TIME_SERIES_REGRESSION]
<b>score_needs_proba</b>	False

### Methods

<i>calculate_percent_difference</i>	Calculate the percent difference between scores.
<i>is_defined_for_problem_type</i>	Returns whether or not an objective is defined for a problem type.
<i>objective_function</i>	Objective function for root mean squared error for regression.
<i>positive_only</i>	If True, this objective is only valid for positive data. Defaults to False.
<i>score</i>	Returns a numerical score indicating performance based on the differences between the predicted and actual values.
<i>validate_inputs</i>	Validates the input based on a few simple checks.

**classmethod** **calculate\_percent\_difference**(*cls*, *score*, *baseline\_score*)

Calculate the percent difference between scores.

#### Parameters

- **score** (*float*) – A score. Output of the score method of this objective.
- **baseline\_score** (*float*) – A score. Output of the score method of this objective. In practice, this is the score achieved on this objective with a baseline estimator.

#### Returns

**The percent difference between the scores.** Note that for objectives that can be interpreted as percentages, this will be the difference between the reference score and score. For all other objectives, the difference will be normalized by the reference score.

**Return type** float

**classmethod** `is_defined_for_problem_type(cls, problem_type)`

Returns whether or not an objective is defined for a problem type.

**objective\_function**(*self*, *y\_true*, *y\_predicted*, *y\_train=None*, *X=None*, *sample\_weight=None*)

Objective function for root mean squared error for regression.

**positive\_only**(*cls*)

If True, this objective is only valid for positive data. Defaults to False.

**score**(*self*, *y\_true*, *y\_predicted*, *y\_train=None*, *X=None*, *sample\_weight=None*)

Returns a numerical score indicating performance based on the differences between the predicted and actual values.

#### Parameters

- **y\_predicted** (*pd.Series*) – Predicted values of length [n\_samples]
- **y\_true** (*pd.Series*) – Actual class labels of length [n\_samples]
- **y\_train** (*pd.Series*) – Observed training values of length [n\_samples]
- **X** (*pd.DataFrame* or *np.ndarray*) – Extra data of shape [n\_samples, n\_features] necessary to calculate score
- **sample\_weight** (*pd.DataFrame* or *np.ndarray*) – Sample weights used in computing objective value result

**Returns** score

**validate\_inputs**(*self*, *y\_true*, *y\_predicted*)

Validates the input based on a few simple checks.

#### Parameters

- **y\_predicted** (*pd.Series*, or *pd.DataFrame*) – Predicted values of length [n\_samples].
- **y\_true** (*pd.Series*) – Actual class labels of length [n\_samples].

**Raises ValueError** – If the inputs are malformed.

**class** `evalml.objectives.RootMeanSquaredLogError`

Root mean squared log error for regression.

Only valid for nonnegative inputs. Otherwise, will throw a ValueError.



## Example

```
>>> y_true = pd.Series([1.5, 2, 3, 1, 0.5, 1, 2.5, 2.5, 1, 0.5, 2])
>>> y_pred = pd.Series([1.5, 2.5, 2, 1, 0.5, 1, 3, 2.25, 0.75, 0.25, 1.75])
>>> np.testing.assert_almost_equal(RootMeanSquaredLogError().objective_function(y_
↪true, y_pred), 0.13090204)
```

## Attributes

<b>ex-pected_range</b>	None
<b>greater_is_better</b>	False
<b>is_bounded_like_percentage</b>	False
<b>name</b>	Root Mean Squared Log Error
<b>per-fect_score</b>	0.0
<b>prob-lem_types</b>	[ProblemTypes.REGRESSION, ProblemTypes.TIME_SERIES_REGRESSION]
<b>score_needs_positive</b>	True

## Methods

<a href="#"><i>calculate_percent_difference</i></a>	Calculate the percent difference between scores.
<a href="#"><i>is_defined_for_problem_type</i></a>	Returns whether or not an objective is defined for a problem type.
<a href="#"><i>objective_function</i></a>	Objective function for root mean squared log error for regression.
<a href="#"><i>positive_only</i></a>	If True, this objective is only valid for positive data.
<a href="#"><i>score</i></a>	Returns a numerical score indicating performance based on the differences between the predicted and actual values.
<a href="#"><i>validate_inputs</i></a>	Validates the input based on a few simple checks.

**classmethod** `calculate_percent_difference(cls, score, baseline_score)`

Calculate the percent difference between scores.

### Parameters

- **score** (*float*) – A score. Output of the score method of this objective.
- **baseline\_score** (*float*) – A score. Output of the score method of this objective. In practice, this is the score achieved on this objective with a baseline estimator.

### Returns

**The percent difference between the scores. Note that for objectives that can be interpreted as percentages, this will be the difference between the reference score and score. For all other objectives, the difference will be normalized by the reference score.**

**Return type** float

**classmethod** `is_defined_for_problem_type(cls, problem_type)`

Returns whether or not an objective is defined for a problem type.

**objective\_function**(*self*, *y\_true*, *y\_predicted*, *y\_train=None*, *X=None*, *sample\_weight=None*)

Objective function for root mean squared log error for regression.

**positive\_only**(*self*)

If True, this objective is only valid for positive data.

**score**(*self*, *y\_true*, *y\_predicted*, *y\_train=None*, *X=None*, *sample\_weight=None*)

Returns a numerical score indicating performance based on the differences between the predicted and actual values.

#### Parameters

- **y\_predicted** (*pd.Series*) – Predicted values of length [n\_samples]
- **y\_true** (*pd.Series*) – Actual class labels of length [n\_samples]
- **y\_train** (*pd.Series*) – Observed training values of length [n\_samples]
- **X** (*pd.DataFrame* or *np.ndarray*) – Extra data of shape [n\_samples, n\_features] necessary to calculate score
- **sample\_weight** (*pd.DataFrame* or *np.ndarray*) – Sample weights used in computing objective value result

**Returns** score

**validate\_inputs**(*self*, *y\_true*, *y\_predicted*)

Validates the input based on a few simple checks.

#### Parameters

- **y\_predicted** (*pd.Series*, or *pd.DataFrame*) – Predicted values of length [n\_samples].
- **y\_true** (*pd.Series*) – Actual class labels of length [n\_samples].

**Raises ValueError** – If the inputs are malformed.

**class** evalml.objectives.**SensitivityLowAlert**(*alert\_rate=0.01*)

Sensitivity at Low Alert Rates.

**Parameters** **alert\_rate** (*float*) – percentage of top scores to classify as high risk.

#### Attributes

<b>ex-pected_range</b>	[0, 1]
<b>greater_is_better</b>	True
<b>is_bounded_like_percentage</b>	True
<b>name</b>	Sensitivity at Low Alert Rates
<b>perfect_score</b>	1.0
<b>problem_types</b>	[ProblemTypes.BINARY, ProblemTypes.TIME_SERIES_BINARY]
<b>score_needs_proba</b>	True

#### Methods

<code>calculate_percent_difference</code>	Calculate the percent difference between scores.
<code>can_optimize_threshold</code>	Returns a boolean determining if we can optimize the binary classification objective threshold.
<code>decision_function</code>	Determine if an observation is high risk given an alert rate.
<code>is_defined_for_problem_type</code>	Returns whether or not an objective is defined for a problem type.
<code>objective_function</code>	Calculate sensitivity across all predictions, using the top alert_rate percent of observations as the predicted positive class.
<code>optimize_threshold</code>	Learn a binary classification threshold which optimizes the current objective.
<code>positive_only</code>	If True, this objective is only valid for positive data. Defaults to False.
<code>score</code>	Returns a numerical score indicating performance based on the differences between the predicted and actual values.
<code>validate_inputs</code>	Validate inputs for scoring.

**classmethod** `calculate_percent_difference(cls, score, baseline_score)`

Calculate the percent difference between scores.

**Parameters**

- **score** (*float*) – A score. Output of the score method of this objective.
- **baseline\_score** (*float*) – A score. Output of the score method of this objective. In practice, this is the score achieved on this objective with a baseline estimator.

**Returns**

**The percent difference between the scores. Note that for objectives that can be interpreted** as percentages, this will be the difference between the reference score and score. For all other objectives, the difference will be normalized by the reference score.

**Return type** float

**property** `can_optimize_threshold(cls)`

Returns a boolean determining if we can optimize the binary classification objective threshold.

This will be false for any objective that works directly with predicted probabilities, like log loss and AUC. Otherwise, it will be true.

**Returns** Whether or not an objective can be optimized.

**Return type** bool

**decision\_function**(*self*, *ypred\_proba*, *\*\*kwargs*)

Determine if an observation is high risk given an alert rate.

**Parameters**

- **ypred\_proba** (*pd.Series*) – Predicted probabilities.
- **\*\*kwargs** – Additional arbitrary parameters.

**Returns** Whether or not an observation is high risk given an alert rate.

**Return type** *pd.Series*

**classmethod** `is_defined_for_problem_type(cls, problem_type)`

Returns whether or not an objective is defined for a problem type.

**objective\_function**(*self*, *y\_true*, *y\_predicted*, *\*\*kwargs*)

Calculate sensitivity across all predictions, using the top `alert_rate` percent of observations as the predicted positive class.

**Parameters**

- **y\_true** (*pd.Series*) – True labels.
- **y\_predicted** (*pd.Series*) – Predicted labels based on `alert_rate`.
- **\*\*kwargs** – Additional arbitrary parameters.

**Returns** sensitivity using the observations with the top scores as the predicted positive class.

**Return type** float

**optimize\_threshold**(*self*, *ypred\_proba*, *y\_true*, *X=None*)

Learn a binary classification threshold which optimizes the current objective.

**Parameters**

- **ypred\_proba** (*pd.Series*) – The classifier’s predicted probabilities
- **y\_true** (*pd.Series*) – The ground truth for the predictions.
- **X** (*pd.DataFrame*, *optional*) – Any extra columns that are needed from training data.

**Returns** Optimal threshold for this objective.

**Raises** **RuntimeError** – If objective cannot be optimized.

**positive\_only**(*cls*)

If True, this objective is only valid for positive data. Defaults to False.

**score**(*self*, *y\_true*, *y\_predicted*, *y\_train=None*, *X=None*, *sample\_weight=None*)

Returns a numerical score indicating performance based on the differences between the predicted and actual values.

**Parameters**

- **y\_predicted** (*pd.Series*) – Predicted values of length `[n_samples]`
- **y\_true** (*pd.Series*) – Actual class labels of length `[n_samples]`
- **y\_train** (*pd.Series*) – Observed training values of length `[n_samples]`
- **X** (*pd.DataFrame* or *np.ndarray*) – Extra data of shape `[n_samples, n_features]` necessary to calculate score
- **sample\_weight** (*pd.DataFrame* or *np.ndarray*) – Sample weights used in computing objective value result

**Returns** score

**validate\_inputs**(*self*, *y\_true*, *y\_predicted*)

Validate inputs for scoring.

**class** `evalml.objectives.SMAPE`

Symmetric mean absolute percentage error for time series regression. Scaled by 100 to return a percentage.

Only valid for nonzero inputs. Otherwise, will throw a `ValueError`.

## Example

```
>>> y_true = pd.Series([1.5, 2, 3, 1, 0.5, 1, 2.5, 2.5, 1, 0.5, 2])
>>> y_pred = pd.Series([1.5, 2.5, 2, 1, 0.5, 1, 3, 2.25, 0.75, 0.25, 1.75])
>>> np.testing.assert_almost_equal(SMAPE().objective_function(y_true, y_pred), 18.
↪ 13652589)
```

## Attributes

<b>ex-pected_range</b>	[0, 200]
<b>greater_is_better</b>	False
<b>is_bounded_like_type</b>	percentage
<b>name</b>	Symmetric Mean Absolute Percentage Error
<b>per-fect_score</b>	0.0
<b>prob-lem_types</b>	[ProblemTypes.TIME_SERIES_REGRESSION]
<b>score_needs_positive</b>	True

## Methods

<a href="#"><i>calculate_percent_difference</i></a>	Calculate the percent difference between scores.
<a href="#"><i>is_defined_for_problem_type</i></a>	Returns whether or not an objective is defined for a problem type.
<a href="#"><i>objective_function</i></a>	Objective function for symmetric mean absolute percentage error for time series regression.
<a href="#"><i>positive_only</i></a>	If True, this objective is only valid for positive data. Defaults to False.
<a href="#"><i>score</i></a>	Returns a numerical score indicating performance based on the differences between the predicted and actual values.
<a href="#"><i>validate_inputs</i></a>	Validates the input based on a few simple checks.

**classmethod** `calculate_percent_difference(cls, score, baseline_score)`

Calculate the percent difference between scores.

### Parameters

- **score** (*float*) – A score. Output of the score method of this objective.
- **baseline\_score** (*float*) – A score. Output of the score method of this objective. In practice, this is the score achieved on this objective with a baseline estimator.

### Returns

**The percent difference between the scores. Note that for objectives that can be interpreted as percentages, this will be the difference between the reference score and score. For all other objectives, the difference will be normalized by the reference score.**

**Return type** float

**classmethod** `is_defined_for_problem_type(cls, problem_type)`

Returns whether or not an objective is defined for a problem type.

**objective\_function**(*self*, *y\_true*, *y\_predicted*, *y\_train=None*, *X=None*, *sample\_weight=None*)

Objective function for symmetric mean absolute percentage error for time series regression.

**positive\_only**(*cls*)

If True, this objective is only valid for positive data. Defaults to False.

**score**(*self*, *y\_true*, *y\_predicted*, *y\_train=None*, *X=None*, *sample\_weight=None*)

Returns a numerical score indicating performance based on the differences between the predicted and actual values.

**Parameters**

- **y\_predicted** (*pd.Series*) – Predicted values of length [n\_samples]
- **y\_true** (*pd.Series*) – Actual class labels of length [n\_samples]
- **y\_train** (*pd.Series*) – Observed training values of length [n\_samples]
- **X** (*pd.DataFrame* or *np.ndarray*) – Extra data of shape [n\_samples, n\_features] necessary to calculate score
- **sample\_weight** (*pd.DataFrame* or *np.ndarray*) – Sample weights used in computing objective value result

**Returns** score

**validate\_inputs**(*self*, *y\_true*, *y\_predicted*)

Validates the input based on a few simple checks.

**Parameters**

- **y\_predicted** (*pd.Series*, or *pd.DataFrame*) – Predicted values of length [n\_samples].
- **y\_true** (*pd.Series*) – Actual class labels of length [n\_samples].

**Raises ValueError** – If the inputs are malformed.

## Pipelines

EvalML pipelines.

## Subpackages

### components

EvalML component classes.

## Subpackages

### ensemble

Ensemble components.

## Submodules

### stacked\_ensemble\_base

Stacked Ensemble Base.

## Module Contents

### Classes Summary

<code>StackedEnsembleBase</code>	Stacked Ensemble Base Class.
----------------------------------	------------------------------

## Contents

```
class evalml.pipelines.components.ensemble.stacked_ensemble_base.StackedEnsembleBase(final_estimator=None,
                                                                                       n_jobs=-1,
                                                                                       ran-
                                                                                       dom_seed=0,
                                                                                       **kwargs)
```

Stacked Ensemble Base Class.

### Parameters

- **final\_estimator** (*Estimator or subclass*) – The estimator used to combine the base estimators.
- **n\_jobs** (*int or None*) – Integer describing level of parallelism used for pipelines. None and 1 are equivalent. If set to -1, all CPUs are used. For *n\_jobs* greater than -1, (*n\_cpus* + 1 + *n\_jobs*) are used. Defaults to -1. - Note: there could be some multi-process errors thrown for values of *n\_jobs*  $\neq 1$ . If this is the case, please use *n\_jobs* = 1.
- **random\_seed** (*int*) – Seed for the random number generator. Defaults to 0.

### Attributes

<b>is_multiseries</b>	False
<b>model_family</b>	ModelFamily.ENSEMBLE
<b>modifies_features</b>	True
<b>modifies_target</b>	False
<b>training_only</b>	False

## Methods

<i>clone</i>	Constructs a new component with the same parameters and random state.
<i>default_parameters</i>	Returns the default parameters for stacked ensemble classes.
<i>describe</i>	Describe a component and its parameters.
<i>feature_importance</i>	Not implemented for StackedEnsembleClassifier and StackedEnsembleRegressor.
<i>fit</i>	Fits estimator to data.
<i>get_prediction_intervals</i>	Find the prediction intervals using the fitted regressor.
<i>load</i>	Loads component at file path.
<i>name</i>	Returns string name of this component.
<i>needs_fitting</i>	Returns boolean determining if component needs fitting before calling predict, predict_proba, transform, or feature_importances.
<i>parameters</i>	Returns the parameters which were used to initialize the component.
<i>predict</i>	Make predictions using selected features.
<i>predict_proba</i>	Make probability estimates for labels.
<i>save</i>	Saves component at file path.
<i>supported_problem_types</i>	Problem types this estimator supports.
<i>update_parameters</i>	Updates the parameter dictionary of the component.

### **clone**(*self*)

Constructs a new component with the same parameters and random state.

**Returns** A new instance of this component with identical parameters and random state.

### **default\_parameters**(*cls*)

Returns the default parameters for stacked ensemble classes.

**Returns** default parameters for this component.

**Return type** dict

### **describe**(*self*, *print\_name=False*, *return\_dict=False*)

Describe a component and its parameters.

#### **Parameters**

- **print\_name** (*bool*, *optional*) – whether to print name of component
- **return\_dict** (*bool*, *optional*) – whether to return description as dictionary in the format {"name": name, "parameters": parameters}

**Returns** Returns dictionary if return\_dict is True, else None.

**Return type** None or dict

### **property feature\_importance**(*self*)

Not implemented for StackedEnsembleClassifier and StackedEnsembleRegressor.

### **fit**(*self*, *X: pandas.DataFrame*, *y: Optional[pandas.Series] = None*)

Fits estimator to data.

#### **Parameters**



- **X** (*pd.DataFrame*) – The input training data of shape [n\_samples, n\_features].
- **y** (*pd.Series*, *optional*) – The target training data of length [n\_samples].

**Returns** self

**get\_prediction\_intervals**(*self*, *X*: *pandas.DataFrame*, *y*: *Optional[pandas.Series]* = *None*, *coverage*: *List[float]* = *None*, *predictions*: *pandas.Series* = *None*) → Dict[str, *pandas.Series*]

Find the prediction intervals using the fitted regressor.

This function takes the predictions of the fitted estimator and calculates the rolling standard deviation across all predictions using a window size of 5. The lower and upper predictions are determined by taking the percent point (quantile) function of the lower tail probability at each bound multiplied by the rolling standard deviation.

#### Parameters

- **X** (*pd.DataFrame*) – Data of shape [n\_samples, n\_features].
- **y** (*pd.Series*) – Target data. Ignored.
- **coverage** (*list[float]*) – A list of floats between the values 0 and 1 that the upper and lower bounds of the prediction interval should be calculated for.
- **predictions** (*pd.Series*) – Optional list of predictions to use. If *None*, will generate predictions using *X*.

**Returns** Prediction intervals, keys are in the format {coverage}\_lower or {coverage}\_upper.

**Return type** dict

**Raises** **MethodPropertyNotFoundError** – If the estimator does not support Time Series Regression as a problem type.

**static load**(*file\_path*)

Loads component at file path.

**Parameters** **file\_path** (*str*) – Location to load file.

**Returns** ComponentBase object

**property name**(*cls*)

Returns string name of this component.

**needs\_fitting**(*self*)

Returns boolean determining if component needs fitting before calling predict, predict\_proba, transform, or feature\_importances.

This can be overridden to False for components that do not need to be fit or whose fit methods do nothing.

**Returns** True.

**property parameters**(*self*)

Returns the parameters which were used to initialize the component.

**predict**(*self*, *X*: *pandas.DataFrame*) → *pandas.Series*

Make predictions using selected features.

**Parameters** **X** (*pd.DataFrame*) – Data of shape [n\_samples, n\_features].

**Returns** Predicted values.

**Return type** *pd.Series*

**Raises `MethodPropertyNotFoundError`** – If estimator does not have a `predict` method or a `component_obj` that implements `predict`.

**`predict_proba(self, X: pandas.DataFrame) → pandas.Series`**

Make probability estimates for labels.

**Parameters** **`X`** (*pd.DataFrame*) – Features.

**Returns** Probability estimates.

**Return type** *pd.Series*

**Raises `MethodPropertyNotFoundError`** – If estimator does not have a `predict_proba` method or a `component_obj` that implements `predict_proba`.

**`save(self, file_path, pickle_protocol=cloudpickle.DEFAULT_PROTOCOL)`**

Saves component at file path.

**Parameters**

- **`file_path`** (*str*) – Location to save file.
- **`pickle_protocol`** (*int*) – The pickle data stream format.

**`property supported_problem_types(cls)`**

Problem types this estimator supports.

**`update_parameters(self, update_dict, reset_fit=True)`**

Updates the parameter dictionary of the component.

**Parameters**

- **`update_dict`** (*dict*) – A dict of parameters to update.
- **`reset_fit`** (*bool, optional*) – If True, will set `_is_fitted` to False.

## stacked\_ensemble\_classifier

Stacked Ensemble Classifier.

## Module Contents

### Classes Summary

---

<a href="#"><i>StackedEnsembleClassifier</i></a>	Stacked Ensemble Classifier.
--	------------------------------

---

## Contents

```
class evalml.pipelines.components.ensemble.stacked_ensemble_classifier.StackedEnsembleClassifier(final_estimator,
                                                                                               n_jobs=
                                                                                               1,
                                                                                               random_state=
                                                                                               None,
                                                                                               verbose=
                                                                                               0,
                                                                                               **kwargs)
```

Stacked Ensemble Classifier.

### Parameters

- **final\_estimator** (*Estimator or subclass*) – The classifier used to combine the base estimators. If None, uses ElasticNetClassifier.
- **n\_jobs** (*int or None*) – Integer describing level of parallelism used for pipelines. None and 1 are equivalent. If set to -1, all CPUs are used. For n\_jobs below -1, (n\_cpus + 1 + n\_jobs) are used. Defaults to -1. - Note: there could be some multi-process errors thrown for values of *n\_jobs*  $\neq 1$ . If this is the case, please use *n\_jobs* = 1.
- **random\_seed** (*int*) – Seed for the random number generator. Defaults to 0.

### Example

```
>>> from evalml.pipelines.component_graph import ComponentGraph
>>> from evalml.pipelines.components.estimators.classifiers.decision_tree_
    classifier import DecisionTreeClassifier
>>> from evalml.pipelines.components.estimators.classifiers.elasticnet_classifier_
    import ElasticNetClassifier
...
>>> component_graph = {
...     "Decision Tree": [DecisionTreeClassifier(random_seed=3), "X", "y"],
...     "Decision Tree B": [DecisionTreeClassifier(random_seed=4), "X", "y"],
...     "Stacked Ensemble": [
...         StackedEnsembleClassifier(n_jobs=1, final_
    estimator=DecisionTreeClassifier()),
...         "Decision Tree.x",
...         "Decision Tree B.x",
...         "y",
...     ],
... }
...
>>> cg = ComponentGraph(component_graph)
>>> assert cg.default_parameters == {
...     'Decision Tree Classifier': {'criterion': 'gini',
...                                   'max_features': 'sqrt',
...                                   'max_depth': 6,
...                                   'min_samples_split': 2,
...                                   'min_weight_fraction_leaf': 0.0},
...     'Stacked Ensemble Classifier': {'final_estimator': ElasticNetClassifier,
...                                     'n_jobs': -1}}
```

### Attributes

<b>hyper-parameter_ranges</b>	{}
<b>is_multiseries</b>	False
<b>model_family</b>	ModelFamily.ENSEMBLE
<b>modifies_features</b>	True
<b>modifies_target</b>	False
<b>name</b>	Stacked Ensemble Classifier
<b>supported_problem_types</b>	[ ProblemTypes.BINARY, ProblemTypes.MULTICLASS, ProblemTypes.TIME_SERIES_BINARY, ProblemTypes.TIME_SERIES_MULTICLASS,]
<b>training_only</b>	False

## Methods

<i>clone</i>	Constructs a new component with the same parameters and random state.
<i>default_parameters</i>	Returns the default parameters for stacked ensemble classes.
<i>describe</i>	Describe a component and its parameters.
<i>feature_importance</i>	Not implemented for StackedEnsembleClassifier and StackedEnsembleRegressor.
<i>fit</i>	Fits estimator to data.
<i>get_prediction_intervals</i>	Find the prediction intervals using the fitted regressor.
<i>load</i>	Loads component at file path.
<i>needs_fitting</i>	Returns boolean determining if component needs fitting before calling predict, predict_proba, transform, or feature_importances.
<i>parameters</i>	Returns the parameters which were used to initialize the component.
<i>predict</i>	Make predictions using selected features.
<i>predict_proba</i>	Make probability estimates for labels.
<i>save</i>	Saves component at file path.
<i>update_parameters</i>	Updates the parameter dictionary of the component.

### **clone**(*self*)

Constructs a new component with the same parameters and random state.

**Returns** A new instance of this component with identical parameters and random state.

### **default\_parameters**(*cls*)

Returns the default parameters for stacked ensemble classes.

**Returns** default parameters for this component.

**Return type** dict

### **describe**(*self*, *print\_name=False*, *return\_dict=False*)

Describe a component and its parameters.

**Parameters**

- **print\_name** (*bool, optional*) – whether to print name of component
- **return\_dict** (*bool, optional*) – whether to return description as dictionary in the format {"name": name, "parameters": parameters}

**Returns** Returns dictionary if return\_dict is True, else None.

**Return type** None or dict

**property feature\_importance**(*self*)

Not implemented for StackedEnsembleClassifier and StackedEnsembleRegressor.

**fit**(*self, X: pandas.DataFrame, y: Optional[pandas.Series] = None*)

Fits estimator to data.

**Parameters**

- **X** (*pd.DataFrame*) – The input training data of shape [n\_samples, n\_features].
- **y** (*pd.Series, optional*) – The target training data of length [n\_samples].

**Returns** self

**get\_prediction\_intervals**(*self, X: pandas.DataFrame, y: Optional[pandas.Series] = None, coverage: List[float] = None, predictions: pandas.Series = None*) → Dict[str, pandas.Series]

Find the prediction intervals using the fitted regressor.

This function takes the predictions of the fitted estimator and calculates the rolling standard deviation across all predictions using a window size of 5. The lower and upper predictions are determined by taking the percent point (quantile) function of the lower tail probability at each bound multiplied by the rolling standard deviation.

**Parameters**

- **X** (*pd.DataFrame*) – Data of shape [n\_samples, n\_features].
- **y** (*pd.Series*) – Target data. Ignored.
- **coverage** (*list[float]*) – A list of floats between the values 0 and 1 that the upper and lower bounds of the prediction interval should be calculated for.
- **predictions** (*pd.Series*) – Optional list of predictions to use. If None, will generate predictions using X.

**Returns** Prediction intervals, keys are in the format {coverage}\_lower or {coverage}\_upper.

**Return type** dict

**Raises** **MethodPropertyNotFoundError** – If the estimator does not support Time Series Regression as a problem type.

**static load**(*file\_path*)

Loads component at file path.

**Parameters** **file\_path** (*str*) – Location to load file.

**Returns** ComponentBase object

**needs\_fitting**(*self*)

Returns boolean determining if component needs fitting before calling predict, predict\_proba, transform, or feature\_importances.

This can be overridden to False for components that do not need to be fit or whose fit methods do nothing.

**Returns** True.

**property** `parameters(self)`

Returns the parameters which were used to initialize the component.

**predict**(*self*, *X*: *pandas.DataFrame*) → *pandas.Series*

Make predictions using selected features.

**Parameters** *X* (*pd.DataFrame*) – Data of shape [n\_samples, n\_features].

**Returns** Predicted values.

**Return type** *pd.Series*

**Raises** **MethodPropertyNotFoundError** – If estimator does not have a predict method or a `component_obj` that implements predict.

**predict\_proba**(*self*, *X*: *pandas.DataFrame*) → *pandas.Series*

Make probability estimates for labels.

**Parameters** *X* (*pd.DataFrame*) – Features.

**Returns** Probability estimates.

**Return type** *pd.Series*

**Raises** **MethodPropertyNotFoundError** – If estimator does not have a predict\_proba method or a `component_obj` that implements predict\_proba.

**save**(*self*, *file\_path*, *pickle\_protocol*=*cloudpickle.DEFAULT\_PROTOCOL*)

Saves component at file path.

**Parameters**

- **file\_path** (*str*) – Location to save file.
- **pickle\_protocol** (*int*) – The pickle data stream format.

**update\_parameters**(*self*, *update\_dict*, *reset\_fit*=*True*)

Updates the parameter dictionary of the component.

**Parameters**

- **update\_dict** (*dict*) – A dict of parameters to update.
- **reset\_fit** (*bool*, *optional*) – If True, will set `_is_fitted` to False.

## **stacked\_ensemble\_regressor**

Stacked Ensemble Regressor.

## Module Contents

### Classes Summary

---

*StackedEnsembleRegressor*

Stacked Ensemble Regressor.

---

### Contents

`class evalml.pipelines.components.ensemble.stacked_ensemble_regressor.StackedEnsembleRegressor` (*final\_estimator*, *n\_jobs*=*1*, *random\_seed*=*0*, *\*\*kwargs*)

Stacked Ensemble Regressor.

#### Parameters

- **final\_estimator** (*Estimator or subclass*) – The regressor used to combine the base estimators. If None, uses ElasticNetRegressor.
- **n\_jobs** (*int or None*) – Integer describing level of parallelism used for pipelines. None and 1 are equivalent. If set to -1, all CPUs are used. For n\_jobs greater than -1, (n\_cpus + 1 + n\_jobs) are used. Defaults to -1. - Note: there could be some multi-process errors thrown for values of *n\_jobs* != 1. If this is the case, please use *n\_jobs* = 1.
- **random\_seed** (*int*) – Seed for the random number generator. Defaults to 0.

### Example

```
>>> from evalml.pipelines.component_graph import ComponentGraph
>>> from evalml.pipelines.components.estimators.regressors.rf_regressor import RandomForestRegressor
>>> from evalml.pipelines.components.estimators.regressors.elasticnet_regressor import ElasticNetRegressor
...
>>> component_graph = {
...     "Random Forest": [RandomForestRegressor(random_seed=3), "X", "y"],
...     "Random Forest B": [RandomForestRegressor(random_seed=4), "X", "y"],
...     "Stacked Ensemble": [
...         StackedEnsembleRegressor(n_jobs=1, final_
... estimator=RandomForestRegressor()),
...         "Random Forest.x",
...         "Random Forest B.x",
...         "y",
...     ],
... }
...
>>> cg = ComponentGraph(component_graph)
>>> assert cg.default_parameters == {
```

(continues on next page)

(continued from previous page)

```

...     'Random Forest Regressor': {'n_estimators': 100,
...                                 'max_depth': 6,
...                                 'n_jobs': -1},
...     'Stacked Ensemble Regressor': {'final_estimator': ElasticNetRegressor,
...                                    'n_jobs': -1}}

```

**Attributes**

<b>hyper-parameter_ranges</b>	{}
<b>is_multiseries</b>	False
<b>model_family</b>	ModelFamily.ENSEMBLE
<b>modifies_features</b>	True
<b>modifies_target</b>	False
<b>name</b>	Stacked Ensemble Regressor
<b>supported_problem_types</b>	[ ProblemTypes.REGRESSION, ProblemTypes.TIME_SERIES_REGRESSION,]
<b>training_only</b>	False

**Methods**

<i>clone</i>	Constructs a new component with the same parameters and random state.
<i>default_parameters</i>	Returns the default parameters for stacked ensemble classes.
<i>describe</i>	Describe a component and its parameters.
<i>feature_importance</i>	Not implemented for StackedEnsembleClassifier and StackedEnsembleRegressor.
<i>fit</i>	Fits estimator to data.
<i>get_prediction_intervals</i>	Find the prediction intervals using the fitted regressor.
<i>load</i>	Loads component at file path.
<i>needs_fitting</i>	Returns boolean determining if component needs fitting before calling predict, predict_proba, transform, or feature_importances.
<i>parameters</i>	Returns the parameters which were used to initialize the component.
<i>predict</i>	Make predictions using selected features.
<i>predict_proba</i>	Make probability estimates for labels.
<i>save</i>	Saves component at file path.
<i>update_parameters</i>	Updates the parameter dictionary of the component.

**clone(self)**

Constructs a new component with the same parameters and random state.

**Returns** A new instance of this component with identical parameters and random state.



**default\_parameters(*cls*)**

Returns the default parameters for stacked ensemble classes.

**Returns** default parameters for this component.

**Return type** dict

**describe(*self*, *print\_name=False*, *return\_dict=False*)**

Describe a component and its parameters.

**Parameters**

- **print\_name** (*bool*, *optional*) – whether to print name of component
- **return\_dict** (*bool*, *optional*) – whether to return description as dictionary in the format {"name": name, "parameters": parameters}

**Returns** Returns dictionary if return\_dict is True, else None.

**Return type** None or dict

**property feature\_importance(*self*)**

Not implemented for StackedEnsembleClassifier and StackedEnsembleRegressor.

**fit(*self*, *X: pandas.DataFrame*, *y: Optional[pandas.Series] = None*)**

Fits estimator to data.

**Parameters**

- **X** (*pd.DataFrame*) – The input training data of shape [n\_samples, n\_features].
- **y** (*pd.Series*, *optional*) – The target training data of length [n\_samples].

**Returns** self

**get\_prediction\_intervals(*self*, *X: pandas.DataFrame*, *y: Optional[pandas.Series] = None*, *coverage: List[float] = None*, *predictions: pandas.Series = None*) → Dict[str, pandas.Series]**

Find the prediction intervals using the fitted regressor.

This function takes the predictions of the fitted estimator and calculates the rolling standard deviation across all predictions using a window size of 5. The lower and upper predictions are determined by taking the percent point (quantile) function of the lower tail probability at each bound multiplied by the rolling standard deviation.

**Parameters**

- **X** (*pd.DataFrame*) – Data of shape [n\_samples, n\_features].
- **y** (*pd.Series*) – Target data. Ignored.
- **coverage** (*list[float]*) – A list of floats between the values 0 and 1 that the upper and lower bounds of the prediction interval should be calculated for.
- **predictions** (*pd.Series*) – Optional list of predictions to use. If None, will generate predictions using X.

**Returns** Prediction intervals, keys are in the format {coverage}\_lower or {coverage}\_upper.

**Return type** dict

**Raises** **MethodPropertyNotFoundError** – If the estimator does not support Time Series Regression as a problem type.

**static load**(*file\_path*)

Loads component at file path.

**Parameters** **file\_path** (*str*) – Location to load file.

**Returns** ComponentBase object

**needs\_fitting**(*self*)

Returns boolean determining if component needs fitting before calling predict, predict\_proba, transform, or feature\_importances.

This can be overridden to False for components that do not need to be fit or whose fit methods do nothing.

**Returns** True.

**property parameters**(*self*)

Returns the parameters which were used to initialize the component.

**predict**(*self*, *X*: *pandas.DataFrame*) → *pandas.Series*

Make predictions using selected features.

**Parameters** **X** (*pd.DataFrame*) – Data of shape [n\_samples, n\_features].

**Returns** Predicted values.

**Return type** *pd.Series*

**Raises** **MethodPropertyNotFoundError** – If estimator does not have a predict method or a component\_obj that implements predict.

**predict\_proba**(*self*, *X*: *pandas.DataFrame*) → *pandas.Series*

Make probability estimates for labels.

**Parameters** **X** (*pd.DataFrame*) – Features.

**Returns** Probability estimates.

**Return type** *pd.Series*

**Raises** **MethodPropertyNotFoundError** – If estimator does not have a predict\_proba method or a component\_obj that implements predict\_proba.

**save**(*self*, *file\_path*, *pickle\_protocol*=*cloudpickle.DEFAULT\_PROTOCOL*)

Saves component at file path.

**Parameters**

- **file\_path** (*str*) – Location to save file.
- **pickle\_protocol** (*int*) – The pickle data stream format.

**update\_parameters**(*self*, *update\_dict*, *reset\_fit*=*True*)

Updates the parameter dictionary of the component.

**Parameters**

- **update\_dict** (*dict*) – A dict of parameters to update.
- **reset\_fit** (*bool*, *optional*) – If True, will set *\_is\_fitted* to False.

## Package Contents

### Classes Summary

<a href="#"><i>StackedEnsembleBase</i></a>	Stacked Ensemble Base Class.
<a href="#"><i>StackedEnsembleClassifier</i></a>	Stacked Ensemble Classifier.
<a href="#"><i>StackedEnsembleRegressor</i></a>	Stacked Ensemble Regressor.

### Contents

**class** evalml.pipelines.components.ensemble.**StackedEnsembleBase**(*final\_estimator=None, n\_jobs=-1, random\_seed=0, \*\*kwargs*)

Stacked Ensemble Base Class.

#### Parameters

- **final\_estimator** (*Estimator or subclass*) – The estimator used to combine the base estimators.
- **n\_jobs** (*int or None*) – Integer describing level of parallelism used for pipelines. None and 1 are equivalent. If set to -1, all CPUs are used. For n\_jobs greater than -1, (n\_cpus + 1 + n\_jobs) are used. Defaults to -1. - Note: there could be some multi-process errors thrown for values of *n\_jobs*  $\neq 1$ . If this is the case, please use *n\_jobs* = 1.
- **random\_seed** (*int*) – Seed for the random number generator. Defaults to 0.

#### Attributes

<b>is_multiseries</b>	False
<b>model_family</b>	ModelFamily.ENSEMBLE
<b>modifies_features</b>	True
<b>modifies_target</b>	False
<b>training_only</b>	False

#### Methods

<code>clone</code>	Constructs a new component with the same parameters and random state.
<code>default_parameters</code>	Returns the default parameters for stacked ensemble classes.
<code>describe</code>	Describe a component and its parameters.
<code>feature_importance</code>	Not implemented for StackedEnsembleClassifier and StackedEnsembleRegressor.
<code>fit</code>	Fits estimator to data.
<code>get_prediction_intervals</code>	Find the prediction intervals using the fitted regressor.
<code>load</code>	Loads component at file path.
<code>name</code>	Returns string name of this component.
<code>needs_fitting</code>	Returns boolean determining if component needs fitting before calling predict, predict_proba, transform, or feature_importances.
<code>parameters</code>	Returns the parameters which were used to initialize the component.
<code>predict</code>	Make predictions using selected features.
<code>predict_proba</code>	Make probability estimates for labels.
<code>save</code>	Saves component at file path.
<code>supported_problem_types</code>	Problem types this estimator supports.
<code>update_parameters</code>	Updates the parameter dictionary of the component.

**clone(self)**

Constructs a new component with the same parameters and random state.

**Returns** A new instance of this component with identical parameters and random state.

**default\_parameters(cls)**

Returns the default parameters for stacked ensemble classes.

**Returns** default parameters for this component.

**Return type** dict

**describe(self, print\_name=False, return\_dict=False)**

Describe a component and its parameters.

**Parameters**

- **print\_name** (*bool, optional*) – whether to print name of component
- **return\_dict** (*bool, optional*) – whether to return description as dictionary in the format {"name": name, "parameters": parameters}

**Returns** Returns dictionary if return\_dict is True, else None.

**Return type** None or dict

**property feature\_importance(self)**

Not implemented for StackedEnsembleClassifier and StackedEnsembleRegressor.

**fit(self, X: pandas.DataFrame, y: Optional[pandas.Series] = None)**

Fits estimator to data.

**Parameters**

- **X** (*pd.DataFrame*) – The input training data of shape [n\_samples, n\_features].

- **y** (*pd.Series*, *optional*) – The target training data of length [n\_samples].

**Returns** self

**get\_prediction\_intervals**(*self*, *X*: *pandas.DataFrame*, *y*: *Optional[pandas.Series] = None*, *coverage*: *List[float] = None*, *predictions*: *pandas.Series = None*) → Dict[str, *pandas.Series*]

Find the prediction intervals using the fitted regressor.

This function takes the predictions of the fitted estimator and calculates the rolling standard deviation across all predictions using a window size of 5. The lower and upper predictions are determined by taking the percent point (quantile) function of the lower tail probability at each bound multiplied by the rolling standard deviation.

**Parameters**

- **X** (*pd.DataFrame*) – Data of shape [n\_samples, n\_features].
- **y** (*pd.Series*) – Target data. Ignored.
- **coverage** (*list[float]*) – A list of floats between the values 0 and 1 that the upper and lower bounds of the prediction interval should be calculated for.
- **predictions** (*pd.Series*) – Optional list of predictions to use. If None, will generate predictions using *X*.

**Returns** Prediction intervals, keys are in the format {coverage}\_lower or {coverage}\_upper.

**Return type** dict

**Raises** **MethodPropertyNotFoundError** – If the estimator does not support Time Series Regression as a problem type.

**static load**(*file\_path*)

Loads component at file path.

**Parameters** **file\_path** (*str*) – Location to load file.

**Returns** ComponentBase object

**property name**(*cls*)

Returns string name of this component.

**needs\_fitting**(*self*)

Returns boolean determining if component needs fitting before calling predict, predict\_proba, transform, or feature\_importances.

This can be overridden to False for components that do not need to be fit or whose fit methods do nothing.

**Returns** True.

**property parameters**(*self*)

Returns the parameters which were used to initialize the component.

**predict**(*self*, *X*: *pandas.DataFrame*) → *pandas.Series*

Make predictions using selected features.

**Parameters** **X** (*pd.DataFrame*) – Data of shape [n\_samples, n\_features].

**Returns** Predicted values.

**Return type** *pd.Series*

**Raises** **MethodPropertyNotFoundError** – If estimator does not have a predict method or a component\_obj that implements predict.

**predict\_proba**(*self*, *X*: *pandas.DataFrame*) → *pandas.Series*

Make probability estimates for labels.

**Parameters** *X* (*pd.DataFrame*) – Features.

**Returns** Probability estimates.

**Return type** *pd.Series*

**Raises** **MethodPropertyNotFoundError** – If estimator does not have a `predict_proba` method or a `component_obj` that implements `predict_proba`.

**save**(*self*, *file\_path*, *pickle\_protocol*=*cloudpickle.DEFAULT\_PROTOCOL*)

Saves component at file path.

**Parameters**

- **file\_path** (*str*) – Location to save file.
- **pickle\_protocol** (*int*) – The pickle data stream format.

**property supported\_problem\_types**(*cls*)

Problem types this estimator supports.

**update\_parameters**(*self*, *update\_dict*, *reset\_fit*=*True*)

Updates the parameter dictionary of the component.

**Parameters**

- **update\_dict** (*dict*) – A dict of parameters to update.
- **reset\_fit** (*bool*, *optional*) – If *True*, will set `_is_fitted` to *False*.

```
class evalml.pipelines.components.ensemble.StackedEnsembleClassifier(final_estimator=None,
                                                                    n_jobs=-1,
                                                                    random_seed=0,
                                                                    **kwargs)
```

Stacked Ensemble Classifier.

**Parameters**

- **final\_estimator** (*Estimator or subclass*) – The classifier used to combine the base estimators. If *None*, uses *ElasticNetClassifier*.
- **n\_jobs** (*int or None*) – Integer describing level of parallelism used for pipelines. *None* and *1* are equivalent. If set to *-1*, all CPUs are used. For *n\_jobs* below *-1*, (*n\_cpus* + *1* + *n\_jobs*) are used. Defaults to *-1*. - Note: there could be some multi-process errors thrown for values of *n\_jobs* *!= 1*. If this is the case, please use *n\_jobs = 1*.
- **random\_seed** (*int*) – Seed for the random number generator. Defaults to *0*.

## Example

```
>>> from evalml.pipelines.component_graph import ComponentGraph
>>> from evalml.pipelines.components.estimators.classifiers.decision_tree_
    classifier import DecisionTreeClassifier
>>> from evalml.pipelines.components.estimators.classifiers.elasticnet_classifier_
    import ElasticNetClassifier
...
>>> component_graph = {
```

(continues on next page)

(continued from previous page)

```

...     "Decision Tree": [DecisionTreeClassifier(random_seed=3), "X", "y"],
...     "Decision Tree B": [DecisionTreeClassifier(random_seed=4), "X", "y"],
...     "Stacked Ensemble": [
...         StackedEnsembleClassifier(n_jobs=1, final_
↪ estimator=DecisionTreeClassifier()),
...         "Decision Tree.x",
...         "Decision Tree B.x",
...         "y",
...     ],
... }
...
>>> cg = ComponentGraph(component_graph)
>>> assert cg.default_parameters == {
...     'Decision Tree Classifier': {'criterion': 'gini',
...                                 'max_features': 'sqrt',
...                                 'max_depth': 6,
...                                 'min_samples_split': 2,
...                                 'min_weight_fraction_leaf': 0.0},
...     'Stacked Ensemble Classifier': {'final_estimator': ElasticNetClassifier,
...                                     'n_jobs': -1}}

```

### Attributes

<b>hyper-parameter_ranges</b>	{}
<b>is_multiseries</b>	False
<b>model_family</b>	ModelFamily.ENSEMBLE
<b>modifies_features</b>	True
<b>modifies_target</b>	False
<b>name</b>	Stacked Ensemble Classifier
<b>supported_problem_types</b>	[ ProblemTypes.BINARY, ProblemTypes.MULTICLASS, ProblemTypes.TIME_SERIES_BINARY, ProblemTypes.TIME_SERIES_MULTICLASS,]
<b>training_only</b>	False

### Methods

<code>clone</code>	Constructs a new component with the same parameters and random state.
<code>default_parameters</code>	Returns the default parameters for stacked ensemble classes.
<code>describe</code>	Describe a component and its parameters.
<code>feature_importance</code>	Not implemented for StackedEnsembleClassifier and StackedEnsembleRegressor.
<code>fit</code>	Fits estimator to data.
<code>get_prediction_intervals</code>	Find the prediction intervals using the fitted regressor.
<code>load</code>	Loads component at file path.
<code>needs_fitting</code>	Returns boolean determining if component needs fitting before calling predict, predict_proba, transform, or feature_importances.
<code>parameters</code>	Returns the parameters which were used to initialize the component.
<code>predict</code>	Make predictions using selected features.
<code>predict_proba</code>	Make probability estimates for labels.
<code>save</code>	Saves component at file path.
<code>update_parameters</code>	Updates the parameter dictionary of the component.

**clone**(*self*)

Constructs a new component with the same parameters and random state.

**Returns** A new instance of this component with identical parameters and random state.

**default\_parameters**(*cls*)

Returns the default parameters for stacked ensemble classes.

**Returns** default parameters for this component.

**Return type** dict

**describe**(*self*, *print\_name=False*, *return\_dict=False*)

Describe a component and its parameters.

**Parameters**

- **print\_name** (*bool*, *optional*) – whether to print name of component
- **return\_dict** (*bool*, *optional*) – whether to return description as dictionary in the format {"name": name, "parameters": parameters}

**Returns** Returns dictionary if return\_dict is True, else None.

**Return type** None or dict

**property feature\_importance**(*self*)

Not implemented for StackedEnsembleClassifier and StackedEnsembleRegressor.

**fit**(*self*, *X: pandas.DataFrame*, *y: Optional[pandas.Series] = None*)

Fits estimator to data.

**Parameters**

- **X** (*pd.DataFrame*) – The input training data of shape [n\_samples, n\_features].
- **y** (*pd.Series*, *optional*) – The target training data of length [n\_samples].



**Returns** self

**get\_prediction\_intervals**(*self*, *X*: *pandas.DataFrame*, *y*: *Optional[pandas.Series]* = *None*, *coverage*: *List[float]* = *None*, *predictions*: *pandas.Series* = *None*) → *Dict[str, pandas.Series]*

Find the prediction intervals using the fitted regressor.

This function takes the predictions of the fitted estimator and calculates the rolling standard deviation across all predictions using a window size of 5. The lower and upper predictions are determined by taking the percent point (quantile) function of the lower tail probability at each bound multiplied by the rolling standard deviation.

#### Parameters

- **X** (*pd.DataFrame*) – Data of shape [n\_samples, n\_features].
- **y** (*pd.Series*) – Target data. Ignored.
- **coverage** (*list[float]*) – A list of floats between the values 0 and 1 that the upper and lower bounds of the prediction interval should be calculated for.
- **predictions** (*pd.Series*) – Optional list of predictions to use. If *None*, will generate predictions using *X*.

**Returns** Prediction intervals, keys are in the format {coverage}\_lower or {coverage}\_upper.

**Return type** dict

**Raises** **MethodPropertyNotFoundError** – If the estimator does not support Time Series Regression as a problem type.

**static load**(*file\_path*)

Loads component at file path.

**Parameters** **file\_path** (*str*) – Location to load file.

**Returns** ComponentBase object

**needs\_fitting**(*self*)

Returns boolean determining if component needs fitting before calling predict, predict\_proba, transform, or feature\_importances.

This can be overridden to False for components that do not need to be fit or whose fit methods do nothing.

**Returns** True.

**property parameters**(*self*)

Returns the parameters which were used to initialize the component.

**predict**(*self*, *X*: *pandas.DataFrame*) → *pandas.Series*

Make predictions using selected features.

**Parameters** **X** (*pd.DataFrame*) – Data of shape [n\_samples, n\_features].

**Returns** Predicted values.

**Return type** *pd.Series*

**Raises** **MethodPropertyNotFoundError** – If estimator does not have a predict method or a component\_obj that implements predict.

**predict\_proba**(*self*, *X*: *pandas.DataFrame*) → *pandas.Series*

Make probability estimates for labels.

**Parameters** *X* (*pd.DataFrame*) – Features.

**Returns** Probability estimates.

**Return type** *pd.Series*

**Raises** **MethodPropertyNotFoundError** – If estimator does not have a `predict_proba` method or a `component_obj` that implements `predict_proba`.

**save**(*self*, *file\_path*, *pickle\_protocol*=*cloudpickle.DEFAULT\_PROTOCOL*)

Saves component at file path.

**Parameters**

- **file\_path** (*str*) – Location to save file.
- **pickle\_protocol** (*int*) – The pickle data stream format.

**update\_parameters**(*self*, *update\_dict*, *reset\_fit*=*True*)

Updates the parameter dictionary of the component.

**Parameters**

- **update\_dict** (*dict*) – A dict of parameters to update.
- **reset\_fit** (*bool*, *optional*) – If True, will set `_is_fitted` to False.

**class** `evalml.pipelines.components.ensemble.StackedEnsembleRegressor`(*final\_estimator*=*None*,  
*n\_jobs*=*-1*,  
*random\_seed*=*0*,  
*\*\*kwargs*)

Stacked Ensemble Regressor.

**Parameters**

- **final\_estimator** (*Estimator or subclass*) – The regressor used to combine the base estimators. If None, uses `ElasticNetRegressor`.
- **n\_jobs** (*int or None*) – Integer describing level of parallelism used for pipelines. None and 1 are equivalent. If set to -1, all CPUs are used. For `n_jobs` greater than -1, (`n_cpus + 1 + n_jobs`) are used. Defaults to -1. - Note: there could be some multi-process errors thrown for values of `n_jobs` != 1. If this is the case, please use `n_jobs = 1`.
- **random\_seed** (*int*) – Seed for the random number generator. Defaults to 0.

## Example

```
>>> from evalml.pipelines.component_graph import ComponentGraph
>>> from evalml.pipelines.components.estimators.regressors.rf_regressor import _
↳ RandomForestRegressor
>>> from evalml.pipelines.components.estimators.regressors.elasticnet_regressor_
↳ import ElasticNetRegressor
...
>>> component_graph = {
...     "Random Forest": [RandomForestRegressor(random_seed=3), "X", "y"],
...     "Random Forest B": [RandomForestRegressor(random_seed=4), "X", "y"],
...     "Stacked Ensemble": [
```

(continues on next page)

(continued from previous page)

```

...     StackedEnsembleRegressor(n_jobs=1, final_
↪ estimator=RandomForestRegressor()),
...     "Random Forest.x",
...     "Random Forest B.x",
...     "y",
... ],
... }
...
>>> cg = ComponentGraph(component_graph)
>>> assert cg.default_parameters == {
...     'Random Forest Regressor': {'n_estimators': 100,
...                                   'max_depth': 6,
...                                   'n_jobs': -1},
...     'Stacked Ensemble Regressor': {'final_estimator': ElasticNetRegressor,
...                                     'n_jobs': -1}}
...

```

### Attributes

<b>hyper-parameter_ranges</b>	{}
<b>is_multiseries</b>	False
<b>model_family</b>	ModelFamily.ENSEMBLE
<b>modifies_features</b>	True
<b>modifies_target</b>	False
<b>name</b>	Stacked Ensemble Regressor
<b>supported_problem_types</b>	[ ProblemTypes.REGRESSION, ProblemTypes.TIME_SERIES_REGRESSION,]
<b>training_only</b>	False

### Methods

<code>clone</code>	Constructs a new component with the same parameters and random state.
<code>default_parameters</code>	Returns the default parameters for stacked ensemble classes.
<code>describe</code>	Describe a component and its parameters.
<code>feature_importance</code>	Not implemented for StackedEnsembleClassifier and StackedEnsembleRegressor.
<code>fit</code>	Fits estimator to data.
<code>get_prediction_intervals</code>	Find the prediction intervals using the fitted regressor.
<code>load</code>	Loads component at file path.
<code>needs_fitting</code>	Returns boolean determining if component needs fitting before calling predict, predict_proba, transform, or feature_importances.
<code>parameters</code>	Returns the parameters which were used to initialize the component.
<code>predict</code>	Make predictions using selected features.
<code>predict_proba</code>	Make probability estimates for labels.
<code>save</code>	Saves component at file path.
<code>update_parameters</code>	Updates the parameter dictionary of the component.

**clone(self)**

Constructs a new component with the same parameters and random state.

**Returns** A new instance of this component with identical parameters and random state.

**default\_parameters(cls)**

Returns the default parameters for stacked ensemble classes.

**Returns** default parameters for this component.

**Return type** dict

**describe(self, print\_name=False, return\_dict=False)**

Describe a component and its parameters.

**Parameters**

- **print\_name** (*bool, optional*) – whether to print name of component
- **return\_dict** (*bool, optional*) – whether to return description as dictionary in the format {"name": name, "parameters": parameters}

**Returns** Returns dictionary if return\_dict is True, else None.

**Return type** None or dict

**property feature\_importance(self)**

Not implemented for StackedEnsembleClassifier and StackedEnsembleRegressor.

**fit(self, X: pandas.DataFrame, y: Optional[pandas.Series] = None)**

Fits estimator to data.

**Parameters**

- **X** (*pd.DataFrame*) – The input training data of shape [n\_samples, n\_features].
- **y** (*pd.Series, optional*) – The target training data of length [n\_samples].

**Returns** self

**get\_prediction\_intervals**(*self*, *X*: *pandas.DataFrame*, *y*: *Optional[pandas.Series]* = *None*, *coverage*: *List[float]* = *None*, *predictions*: *pandas.Series* = *None*) → *Dict[str, pandas.Series]*

Find the prediction intervals using the fitted regressor.

This function takes the predictions of the fitted estimator and calculates the rolling standard deviation across all predictions using a window size of 5. The lower and upper predictions are determined by taking the percent point (quantile) function of the lower tail probability at each bound multiplied by the rolling standard deviation.

#### Parameters

- **X** (*pd.DataFrame*) – Data of shape [n\_samples, n\_features].
- **y** (*pd.Series*) – Target data. Ignored.
- **coverage** (*list[float]*) – A list of floats between the values 0 and 1 that the upper and lower bounds of the prediction interval should be calculated for.
- **predictions** (*pd.Series*) – Optional list of predictions to use. If *None*, will generate predictions using *X*.

**Returns** Prediction intervals, keys are in the format {coverage}\_lower or {coverage}\_upper.

**Return type** dict

**Raises** **MethodPropertyNotFoundError** – If the estimator does not support Time Series Regression as a problem type.

**static load**(*file\_path*)

Loads component at file path.

**Parameters** **file\_path** (*str*) – Location to load file.

**Returns** ComponentBase object

**needs\_fitting**(*self*)

Returns boolean determining if component needs fitting before calling predict, predict\_proba, transform, or feature\_importances.

This can be overridden to False for components that do not need to be fit or whose fit methods do nothing.

**Returns** True.

**property parameters**(*self*)

Returns the parameters which were used to initialize the component.

**predict**(*self*, *X*: *pandas.DataFrame*) → *pandas.Series*

Make predictions using selected features.

**Parameters** **X** (*pd.DataFrame*) – Data of shape [n\_samples, n\_features].

**Returns** Predicted values.

**Return type** *pd.Series*

**Raises** **MethodPropertyNotFoundError** – If estimator does not have a predict method or a component\_obj that implements predict.

**predict\_proba**(*self*, *X*: *pandas.DataFrame*) → *pandas.Series*

Make probability estimates for labels.

**Parameters** *X* (*pd.DataFrame*) – Features.

**Returns** Probability estimates.

**Return type** *pd.Series*

**Raises** **MethodPropertyNotFoundError** – If estimator does not have a `predict_proba` method or a `component_obj` that implements `predict_proba`.

**save**(*self*, *file\_path*, *pickle\_protocol*=*cloudpickle.DEFAULT\_PROTOCOL*)

Saves component at file path.

**Parameters**

- **file\_path** (*str*) – Location to save file.
- **pickle\_protocol** (*int*) – The pickle data stream format.

**update\_parameters**(*self*, *update\_dict*, *reset\_fit*=*True*)

Updates the parameter dictionary of the component.

**Parameters**

- **update\_dict** (*dict*) – A dict of parameters to update.
- **reset\_fit** (*bool*, *optional*) – If True, will set `_is_fitted` to False.

## estimators

EvalML estimator components.

## Subpackages

### classifiers

Classification model components.

## Submodules

### baseline\_classifier

Baseline classifier.

## Module Contents

### Classes Summary

---

<i>BaselineClassifier</i>	Classifier that predicts using the specified strategy.
---------------------------	--

---

### Contents

```
class evalml.pipelines.components.estimators.classifiers.baseline_classifier.BaselineClassifier(strategy=  
    random=  
    random_seed=  
    **kwargs
```

Classifier that predicts using the specified strategy.

This is useful as a simple baseline classifier to compare with other classifiers.

#### Parameters

- **strategy** (*str*) – Method used to predict. Valid options are “mode”, “random” and “random\_weighted”. Defaults to “mode”.
- **random\_seed** (*int*) – Seed for the random number generator. Defaults to 0.

#### Attributes

<b>hyper-parameter_ranges</b>	{}
<b>is_multiseries</b>	False
<b>model_family</b>	ModelFamily.BASELINE
<b>modifies_features</b>	True
<b>modifies_target</b>	False
<b>name</b>	Baseline Classifier
<b>supported_problem_types</b>	[ProblemTypes.BINARY, ProblemTypes.MULTICLASS]
<b>training_only</b>	False

#### Methods

<code>classes_</code>	Returns class labels. Will return None before fitting.
<code>clone</code>	Constructs a new component with the same parameters and random state.
<code>default_parameters</code>	Returns the default parameters for this component.
<code>describe</code>	Describe a component and its parameters.
<code>feature_importance</code>	Returns importance associated with each feature. Since baseline classifiers do not use input features to calculate predictions, returns an array of zeroes.
<code>fit</code>	Fits baseline classifier component to data.
<code>get_prediction_intervals</code>	Find the prediction intervals using the fitted regressor.
<code>load</code>	Loads component at file path.
<code>needs_fitting</code>	Returns boolean determining if component needs fitting before calling predict, predict_proba, transform, or feature_importances.
<code>parameters</code>	Returns the parameters which were used to initialize the component.
<code>predict</code>	Make predictions using the baseline classification strategy.
<code>predict_proba</code>	Make prediction probabilities using the baseline classification strategy.
<code>save</code>	Saves component at file path.
<code>update_parameters</code>	Updates the parameter dictionary of the component.

**property `classes_(self)`**

Returns class labels. Will return None before fitting.

**Returns** Class names

**Return type** list[str] or list(float)

**`clone(self)`**

Constructs a new component with the same parameters and random state.

**Returns** A new instance of this component with identical parameters and random state.

**`default_parameters(cls)`**

Returns the default parameters for this component.

Our convention is that `Component.default_parameters == Component().parameters`.

**Returns** Default parameters for this component.

**Return type** dict

**`describe(self, print_name=False, return_dict=False)`**

Describe a component and its parameters.

**Parameters**

- **print\_name** (*bool, optional*) – whether to print name of component
- **return\_dict** (*bool, optional*) – whether to return description as dictionary in the format {"name": name, "parameters": parameters}

**Returns** Returns dictionary if return\_dict is True, else None.

**Return type** None or dict



**property feature\_importance(self)**

Returns importance associated with each feature. Since baseline classifiers do not use input features to calculate predictions, returns an array of zeroes.

**Returns** An array of zeroes

**Return type** `pd.Series`

**fit(self, X, y=None)**

Fits baseline classifier component to data.

**Parameters**

- **X** (`pd.DataFrame`) – The input training data of shape `[n_samples, n_features]`.
- **y** (`pd.Series`) – The target training data of length `[n_samples]`.

**Returns** `self`

**Raises** **ValueError** – If `y` is `None`.

**get\_prediction\_intervals**(*self*, *X*: `pandas.DataFrame`, *y*: `Optional[pandas.Series] = None`, *coverage*: `List[float] = None`, *predictions*: `pandas.Series = None`) → `Dict[str, pandas.Series]`

Find the prediction intervals using the fitted regressor.

This function takes the predictions of the fitted estimator and calculates the rolling standard deviation across all predictions using a window size of 5. The lower and upper predictions are determined by taking the percent point (quantile) function of the lower tail probability at each bound multiplied by the rolling standard deviation.

**Parameters**

- **X** (`pd.DataFrame`) – Data of shape `[n_samples, n_features]`.
- **y** (`pd.Series`) – Target data. Ignored.
- **coverage** (`list[float]`) – A list of floats between the values 0 and 1 that the upper and lower bounds of the prediction interval should be calculated for.
- **predictions** (`pd.Series`) – Optional list of predictions to use. If `None`, will generate predictions using `X`.

**Returns** Prediction intervals, keys are in the format `{coverage}_lower` or `{coverage}_upper`.

**Return type** `dict`

**Raises** **MethodPropertyNotFoundError** – If the estimator does not support Time Series Regression as a problem type.

**static load(file\_path)**

Loads component at file path.

**Parameters** **file\_path** (`str`) – Location to load file.

**Returns** `ComponentBase` object

**needs\_fitting(self)**

Returns boolean determining if component needs fitting before calling `predict`, `predict_proba`, `transform`, or `feature_importances`.

This can be overridden to `False` for components that do not need to be fit or whose fit methods do nothing.

**Returns** `True`.

**property** `parameters(self)`

Returns the parameters which were used to initialize the component.

**predict**(*self*, *X*)

Make predictions using the baseline classification strategy.

**Parameters** *X* (*pd.DataFrame*) – Data of shape [n\_samples, n\_features].

**Returns** Predicted values.

**Return type** *pd.Series*

**predict\_proba**(*self*, *X*)

Make prediction probabilities using the baseline classification strategy.

**Parameters** *X* (*pd.DataFrame*) – Data of shape [n\_samples, n\_features].

**Returns** Predicted probability values.

**Return type** *pd.DataFrame*

**save**(*self*, *file\_path*, *pickle\_protocol=cloudpickle.DEFAULT\_PROTOCOL*)

Saves component at file path.

**Parameters**

- **file\_path** (*str*) – Location to save file.
- **pickle\_protocol** (*int*) – The pickle data stream format.

**update\_parameters**(*self*, *update\_dict*, *reset\_fit=True*)

Updates the parameter dictionary of the component.

**Parameters**

- **update\_dict** (*dict*) – A dict of parameters to update.
- **reset\_fit** (*bool*, *optional*) – If True, will set *\_is\_fitted* to False.

**catboost\_classifier**

CatBoost Classifier, a classifier that uses gradient-boosting on decision trees. CatBoost is an open-source library and natively supports categorical features.

**Module Contents****Classes Summary**

---

*CatBoostClassifier*

CatBoost Classifier, a classifier that uses gradient-boosting on decision trees. CatBoost is an open-source library and natively supports categorical features.

---

## Contents

**class** evalml.pipelines.components.estimators.classifiers.catboost\_classifier.**CatBoostClassifier**(*n\_estimators*, *eta*=0.03, *max\_depth*, *bootstrap\_type*, *silent*=True, *allow\_writing\_files*, *random\_seed*, *n\_jobs*=-1, *\*\*kwargs*)

CatBoost Classifier, a classifier that uses gradient-boosting on decision trees. CatBoost is an open-source library and natively supports categorical features.

For more information, check out <https://catboost.ai/>

### Parameters

- **n\_estimators** (*float*) – The maximum number of trees to build. Defaults to 10.
- **eta** (*float*) – The learning rate. Defaults to 0.03.
- **max\_depth** (*int*) – The maximum tree depth for base learners. Defaults to 6.
- **bootstrap\_type** (*string*) – Defines the method for sampling the weights of objects. Available methods are ‘Bayesian’, ‘Bernoulli’, ‘MVS’. Defaults to None.
- **silent** (*boolean*) – Whether to use the “silent” logging mode. Defaults to True.
- **allow\_writing\_files** (*boolean*) – Whether to allow writing snapshot files while training. Defaults to False.
- **n\_jobs** (*int or None*) – Number of jobs to run in parallel. -1 uses all processes. Defaults to -1.
- **random\_seed** (*int*) – Seed for the random number generator. Defaults to 0.

### Attributes

<b>hyper-parameter_ranges</b>	{ “n_estimators”: Integer(4, 100), “eta”: Real(0.000001, 1), “max_depth”: Integer(4, 10), }
<b>is_multiseries</b>	False
<b>model_family</b>	ModelFamily.CATBOOST
<b>modifies_features</b>	True
<b>modifies_target</b>	False
<b>name</b>	CatBoost Classifier
<b>supported_problem_types</b>	[ ProblemTypes.BINARY, ProblemTypes.MULTICLASS, ProblemTypes.TIME_SERIES_BINARY, ProblemTypes.TIME_SERIES_MULTICLASS, ]
<b>training_only</b>	False

## Methods

<code>clone</code>	Constructs a new component with the same parameters and random state.
<code>default_parameters</code>	Returns the default parameters for this component.
<code>describe</code>	Describe a component and its parameters.
<code>feature_importance</code>	Feature importance of fitted CatBoost classifier.
<code>fit</code>	Fits CatBoost classifier component to data.
<code>get_prediction_intervals</code>	Find the prediction intervals using the fitted regressor.
<code>load</code>	Loads component at file path.
<code>needs_fitting</code>	Returns boolean determining if component needs fitting before calling predict, predict_proba, transform, or feature_importances.
<code>parameters</code>	Returns the parameters which were used to initialize the component.
<code>predict</code>	Make predictions using the fitted CatBoost classifier.
<code>predict_proba</code>	Make prediction probabilities using the fitted CatBoost classifier.
<code>save</code>	Saves component at file path.
<code>update_parameters</code>	Updates the parameter dictionary of the component.

### `clone(self)`

Constructs a new component with the same parameters and random state.

**Returns** A new instance of this component with identical parameters and random state.

### `default_parameters(cls)`

Returns the default parameters for this component.

Our convention is that `Component.default_parameters == Component().parameters`.

**Returns** Default parameters for this component.

**Return type** dict

### `describe(self, print_name=False, return_dict=False)`

Describe a component and its parameters.

#### Parameters

- **print\_name** (*bool, optional*) – whether to print name of component
- **return\_dict** (*bool, optional*) – whether to return description as dictionary in the format {"name": name, "parameters": parameters}

**Returns** Returns dictionary if return\_dict is True, else None.

**Return type** None or dict

### `property feature_importance(self)`

Feature importance of fitted CatBoost classifier.

### `fit(self, X, y=None)`

Fits CatBoost classifier component to data.

#### Parameters

- **X** (*pd.DataFrame*) – The input training data of shape [n\_samples, n\_features].

- **y** (*pd.Series*) – The target training data of length [n\_samples].

**Returns** self

**get\_prediction\_intervals**(*self*, *X*: *pandas.DataFrame*, *y*: *Optional[pandas.Series] = None*, *coverage*: *List[float] = None*, *predictions*: *pandas.Series = None*) → Dict[str, *pandas.Series*]

Find the prediction intervals using the fitted regressor.

This function takes the predictions of the fitted estimator and calculates the rolling standard deviation across all predictions using a window size of 5. The lower and upper predictions are determined by taking the percent point (quantile) function of the lower tail probability at each bound multiplied by the rolling standard deviation.

**Parameters**

- **X** (*pd.DataFrame*) – Data of shape [n\_samples, n\_features].
- **y** (*pd.Series*) – Target data. Ignored.
- **coverage** (*list[float]*) – A list of floats between the values 0 and 1 that the upper and lower bounds of the prediction interval should be calculated for.
- **predictions** (*pd.Series*) – Optional list of predictions to use. If None, will generate predictions using X.

**Returns** Prediction intervals, keys are in the format {coverage}\_lower or {coverage}\_upper.

**Return type** dict

**Raises** **MethodPropertyNotFoundError** – If the estimator does not support Time Series Regression as a problem type.

**static load**(*file\_path*)

Loads component at file path.

**Parameters** **file\_path** (*str*) – Location to load file.

**Returns** ComponentBase object

**needs\_fitting**(*self*)

Returns boolean determining if component needs fitting before calling predict, predict\_proba, transform, or feature\_importances.

This can be overridden to False for components that do not need to be fit or whose fit methods do nothing.

**Returns** True.

**property parameters**(*self*)

Returns the parameters which were used to initialize the component.

**predict**(*self*, *X*)

Make predictions using the fitted CatBoost classifier.

**Parameters** **X** (*pd.DataFrame*) – Data of shape [n\_samples, n\_features].

**Returns** Predicted values.

**Return type** *pd.Series*

**predict\_proba**(*self*, *X*)

Make prediction probabilities using the fitted CatBoost classifier.

**Parameters** **X** (*pd.DataFrame*) – Data of shape [n\_samples, n\_features].

**Returns** Predicted probability values.

**Return type** `pd.DataFrame`

**save**(*self*, *file\_path*, *pickle\_protocol*=*cloudpickle.DEFAULT\_PROTOCOL*)

Saves component at file path.

**Parameters**

- **file\_path** (*str*) – Location to save file.
- **pickle\_protocol** (*int*) – The pickle data stream format.

**update\_parameters**(*self*, *update\_dict*, *reset\_fit*=*True*)

Updates the parameter dictionary of the component.

**Parameters**

- **update\_dict** (*dict*) – A dict of parameters to update.
- **reset\_fit** (*bool*, *optional*) – If True, will set *\_is\_fitted* to False.

## decision\_tree\_classifier

Decision Tree Classifier.

## Module Contents

### Classes Summary

---

<a href="#"><i>DecisionTreeClassifier</i></a>	Decision Tree Classifier.
---	---------------------------

---

## Contents

**class** `evalml.pipelines.components.estimators.classifiers.decision_tree_classifier.DecisionTreeClassifier`

Decision Tree Classifier.

**Parameters**

- **criterion** (*{ "gini", "entropy" }*) – The function to measure the quality of a split. Supported criteria are “gini” for the Gini impurity and “entropy” for the information gain. Defaults to “gini”.
- **max\_features** (*int, float or { "sqrt", "log2" }*) – The number of features to consider when looking for the best split:
  - If int, then consider `max_features` features at each split.

- If float, then `max_features` is a fraction and `int(max_features * n_features)` features are considered at each split.
- If “sqrt”, then `max_features=sqrt(n_features)`.
- If “log2”, then `max_features=log2(n_features)`.
- If None, then `max_features = n_features`.

The search for a split does not stop until at least one valid partition of the node samples is found, even if it requires to effectively inspect more than `max_features` features.

- **`max_depth`** (*int*) – The maximum depth of the tree. Defaults to 6.
- **`min_samples_split`** (*int or float*) – The minimum number of samples required to split an internal node:
  - If int, then consider `min_samples_split` as the minimum number.
  - If float, then `min_samples_split` is a fraction and `ceil(min_samples_split * n_samples)` are the minimum number of samples for each split.

Defaults to 2.

- **`min_weight_fraction_leaf`** (*float*) – The minimum weighted fraction of the sum total of weights (of all the input samples) required to be at a leaf node. Defaults to 0.0.
- **`random_seed`** (*int*) – Seed for the random number generator. Defaults to 0.

#### Attributes

<b>hyper-parameter_ranges</b>	{ “criterion”: [“gini”, “entropy”], “max_features”: [“sqrt”, “log2”], “max_depth”: Integer(4, 10), }
<b>is_multiseries</b>	False
<b>model_family</b>	ModelFamily.DECISION_TREE
<b>modifies_features</b>	True
<b>modifies_target</b>	False
<b>name</b>	Decision Tree Classifier
<b>supported_problem_types</b>	[ ProblemTypes.BINARY, ProblemTypes.MULTICLASS, ProblemTypes.TIME_SERIES_BINARY, ProblemTypes.TIME_SERIES_MULTICLASS, ]
<b>training_only</b>	False

#### Methods

<code>clone</code>	Constructs a new component with the same parameters and random state.
<code>default_parameters</code>	Returns the default parameters for this component.
<code>describe</code>	Describe a component and its parameters.
<code>feature_importance</code>	Returns importance associated with each feature.
<code>fit</code>	Fits estimator to data.
<code>get_prediction_intervals</code>	Find the prediction intervals using the fitted regressor.
<code>load</code>	Loads component at file path.
<code>needs_fitting</code>	Returns boolean determining if component needs fitting before calling predict, predict_proba, transform, or feature_importances.
<code>parameters</code>	Returns the parameters which were used to initialize the component.
<code>predict</code>	Make predictions using selected features.
<code>predict_proba</code>	Make probability estimates for labels.
<code>save</code>	Saves component at file path.
<code>update_parameters</code>	Updates the parameter dictionary of the component.

**clone**(*self*)

Constructs a new component with the same parameters and random state.

**Returns** A new instance of this component with identical parameters and random state.

**default\_parameters**(*cls*)

Returns the default parameters for this component.

Our convention is that `Component.default_parameters == Component().parameters`.

**Returns** Default parameters for this component.

**Return type** dict

**describe**(*self*, *print\_name=False*, *return\_dict=False*)

Describe a component and its parameters.

**Parameters**

- **print\_name** (*bool*, *optional*) – whether to print name of component
- **return\_dict** (*bool*, *optional*) – whether to return description as dictionary in the format {"name": name, "parameters": parameters}

**Returns** Returns dictionary if `return_dict` is `True`, else `None`.

**Return type** None or dict

**property feature\_importance**(*self*) → pandas.Series

Returns importance associated with each feature.

**Returns** Importance associated with each feature.

**Return type** np.ndarray

**Raises** **MethodPropertyNotFoundError** – If estimator does not have a `feature_importance` method or a `component_obj` that implements `feature_importance`.

**fit**(*self*, *X: pandas.DataFrame*, *y: Optional[pandas.Series] = None*)

Fits estimator to data.



**Parameters**

- **X** (*pd.DataFrame*) – The input training data of shape [n\_samples, n\_features].
- **y** (*pd.Series*, *optional*) – The target training data of length [n\_samples].

**Returns** self

**get\_prediction\_intervals**(*self*, *X*: *pandas.DataFrame*, *y*: *Optional[pandas.Series] = None*, *coverage*: *List[float] = None*, *predictions*: *pandas.Series = None*) → Dict[str, *pandas.Series*]

Find the prediction intervals using the fitted regressor.

This function takes the predictions of the fitted estimator and calculates the rolling standard deviation across all predictions using a window size of 5. The lower and upper predictions are determined by taking the percent point (quantile) function of the lower tail probability at each bound multiplied by the rolling standard deviation.

**Parameters**

- **X** (*pd.DataFrame*) – Data of shape [n\_samples, n\_features].
- **y** (*pd.Series*) – Target data. Ignored.
- **coverage** (*list[float]*) – A list of floats between the values 0 and 1 that the upper and lower bounds of the prediction interval should be calculated for.
- **predictions** (*pd.Series*) – Optional list of predictions to use. If None, will generate predictions using X.

**Returns** Prediction intervals, keys are in the format {coverage}\_lower or {coverage}\_upper.

**Return type** dict

**Raises** **MethodPropertyNotFoundError** – If the estimator does not support Time Series Regression as a problem type.

**static load**(*file\_path*)

Loads component at file path.

**Parameters** **file\_path** (*str*) – Location to load file.

**Returns** ComponentBase object

**needs\_fitting**(*self*)

Returns boolean determining if component needs fitting before calling predict, predict\_proba, transform, or feature\_importances.

This can be overridden to False for components that do not need to be fit or whose fit methods do nothing.

**Returns** True.

**property parameters**(*self*)

Returns the parameters which were used to initialize the component.

**predict**(*self*, *X*: *pandas.DataFrame*) → *pandas.Series*

Make predictions using selected features.

**Parameters** **X** (*pd.DataFrame*) – Data of shape [n\_samples, n\_features].

**Returns** Predicted values.

**Return type** *pd.Series*

**Raises `MethodPropertyNotFoundError`** – If estimator does not have a `predict` method or a `component_obj` that implements `predict`.

**`predict_proba`**(*self*, *X*: *pandas.DataFrame*) → *pandas.Series*

Make probability estimates for labels.

**Parameters** ***X*** (*pd.DataFrame*) – Features.

**Returns** Probability estimates.

**Return type** *pd.Series*

**Raises `MethodPropertyNotFoundError`** – If estimator does not have a `predict_proba` method or a `component_obj` that implements `predict_proba`.

**`save`**(*self*, *file\_path*, *pickle\_protocol=cloudpickle.DEFAULT\_PROTOCOL*)

Saves component at file path.

**Parameters**

- **`file_path`** (*str*) – Location to save file.
- **`pickle_protocol`** (*int*) – The pickle data stream format.

**`update_parameters`**(*self*, *update\_dict*, *reset\_fit=True*)

Updates the parameter dictionary of the component.

**Parameters**

- **`update_dict`** (*dict*) – A dict of parameters to update.
- **`reset_fit`** (*bool*, *optional*) – If True, will set `_is_fitted` to False.

## elasticnet\_classifier

Elastic Net Classifier. Uses Logistic Regression with elasticnet penalty as the base estimator.

## Module Contents

### Classes Summary

---

<i>ElasticNetClassifier</i>	Elastic Net Classifier. Uses Logistic Regression with elasticnet penalty as the base estimator.
-----------------------------	---

---

## Contents

```

class evalml.pipelines.components.estimators.classifiers.elasticnet_classifier.ElasticNetClassifier(penalty, C=1.0, l1_ratio=0.15, multi_class="auto", solver="newton-cg", n_jobs=-1, random_seed=0, **kwargs)

```

Elastic Net Classifier. Uses Logistic Regression with elasticnet penalty as the base estimator.

#### Parameters

- **penalty** (`{"l1", "l2", "elasticnet", "none"}`) – The norm used in penalization. Defaults to “elasticnet”.
- **C** (*float*) – Inverse of regularization strength. Must be a positive float. Defaults to 1.0.
- **l1\_ratio** (*float*) – The mixing parameter, with  $0 \leq \text{l1\_ratio} \leq 1$ . Only used if `penalty='elasticnet'`. Setting `l1_ratio=0` is equivalent to using `penalty='l2'`, while setting `l1_ratio=1` is equivalent to using `penalty='l1'`. For  $0 < \text{l1\_ratio} < 1$ , the penalty is a combination of L1 and L2. Defaults to 0.15.
- **multi\_class** (`{"auto", "ovr", "multinomial"}`) – If the option chosen is “ovr”, then a binary problem is fit for each label. For “multinomial” the loss minimised is the multinomial loss fit across the entire probability distribution, even when the data is binary. “multinomial” is unavailable when `solver='liblinear'`. “auto” selects “ovr” if the data is binary, or if `solver='liblinear'`, and otherwise selects “multinomial”. Defaults to “auto”.
  - “newton-cg”, “lbfgs”, “sag” and “saga” handle L2 or no penalty
  - “liblinear” and “saga” also handle L1 penalty
  - “saga” also supports “elasticnet” penalty
  - “liblinear” does not support setting `penalty='none'`
 Defaults to “saga”.
- **n\_jobs** (*int*) – Number of parallel threads used to run xgboost. Note that creating thread contention will significantly slow down the algorithm. Defaults to -1.
- **random\_seed** (*int*) – Seed for the random number generator. Defaults to 0.

#### Attributes

<b>hyper-parameter_ranges</b>	{ "C": Real(0.01, 10), "l1_ratio": Real(0, 1)}
<b>is_multiseries</b>	False
<b>model_family</b>	ModelFamily.LINEAR_MODEL
<b>modifies_features</b>	True
<b>modifies_target</b>	False
<b>name</b>	Elastic Net Classifier
<b>supported_problem_types</b>	[ ProblemTypes.BINARY, ProblemTypes.MULTICLASS, ProblemTypes.TIME_SERIES_BINARY, ProblemTypes.TIME_SERIES_MULTICLASS,]
<b>training_only</b>	False

## Methods

<i>clone</i>	Constructs a new component with the same parameters and random state.
<i>default_parameters</i>	Returns the default parameters for this component.
<i>describe</i>	Describe a component and its parameters.
<i>feature_importance</i>	Feature importance for fitted ElasticNet classifier.
<i>fit</i>	Fits ElasticNet classifier component to data.
<i>get_prediction_intervals</i>	Find the prediction intervals using the fitted regressor.
<i>load</i>	Loads component at file path.
<i>needs_fitting</i>	Returns boolean determining if component needs fitting before calling predict, predict_proba, transform, or feature_importances.
<i>parameters</i>	Returns the parameters which were used to initialize the component.
<i>predict</i>	Make predictions using selected features.
<i>predict_proba</i>	Make probability estimates for labels.
<i>save</i>	Saves component at file path.
<i>update_parameters</i>	Updates the parameter dictionary of the component.

### **clone**(*self*)

Constructs a new component with the same parameters and random state.

**Returns** A new instance of this component with identical parameters and random state.

### **default\_parameters**(*cls*)

Returns the default parameters for this component.

Our convention is that `Component.default_parameters == Component().parameters`.

**Returns** Default parameters for this component.

**Return type** dict

### **describe**(*self*, *print\_name=False*, *return\_dict=False*)

Describe a component and its parameters.

**Parameters**

- **print\_name** (*bool, optional*) – whether to print name of component
- **return\_dict** (*bool, optional*) – whether to return description as dictionary in the format {"name": name, "parameters": parameters}

**Returns** Returns dictionary if return\_dict is True, else None.

**Return type** None or dict

**property feature\_importance**(*self*)

Feature importance for fitted ElasticNet classifier.

**fit**(*self, X, y*)

Fits ElasticNet classifier component to data.

**Parameters**

- **X** (*pd.DataFrame*) – The input training data of shape [n\_samples, n\_features].
- **y** (*pd.Series*) – The target training data of length [n\_samples].

**Returns** self

**get\_prediction\_intervals**(*self, X: pandas.DataFrame, y: Optional[pandas.Series] = None, coverage: List[float] = None, predictions: pandas.Series = None*) → Dict[str, pandas.Series]

Find the prediction intervals using the fitted regressor.

This function takes the predictions of the fitted estimator and calculates the rolling standard deviation across all predictions using a window size of 5. The lower and upper predictions are determined by taking the percent point (quantile) function of the lower tail probability at each bound multiplied by the rolling standard deviation.

**Parameters**

- **X** (*pd.DataFrame*) – Data of shape [n\_samples, n\_features].
- **y** (*pd.Series*) – Target data. Ignored.
- **coverage** (*list[float]*) – A list of floats between the values 0 and 1 that the upper and lower bounds of the prediction interval should be calculated for.
- **predictions** (*pd.Series*) – Optional list of predictions to use. If None, will generate predictions using X.

**Returns** Prediction intervals, keys are in the format {coverage}\_lower or {coverage}\_upper.

**Return type** dict

**Raises MethodPropertyNotFoundError** – If the estimator does not support Time Series Regression as a problem type.

**static load**(*file\_path*)

Loads component at file path.

**Parameters** **file\_path** (*str*) – Location to load file.

**Returns** ComponentBase object

**needs\_fitting**(*self*)

Returns boolean determining if component needs fitting before calling predict, predict\_proba, transform, or feature\_importances.

This can be overridden to False for components that do not need to be fit or whose fit methods do nothing.

**Returns** True.

**property parameters**(*self*)

Returns the parameters which were used to initialize the component.

**predict**(*self*, *X*: *pandas.DataFrame*) → *pandas.Series*

Make predictions using selected features.

**Parameters** *X* (*pd.DataFrame*) – Data of shape [n\_samples, n\_features].

**Returns** Predicted values.

**Return type** *pd.Series*

**Raises** **MethodPropertyNotFoundError** – If estimator does not have a predict method or a component\_obj that implements predict.

**predict\_proba**(*self*, *X*: *pandas.DataFrame*) → *pandas.Series*

Make probability estimates for labels.

**Parameters** *X* (*pd.DataFrame*) – Features.

**Returns** Probability estimates.

**Return type** *pd.Series*

**Raises** **MethodPropertyNotFoundError** – If estimator does not have a predict\_proba method or a component\_obj that implements predict\_proba.

**save**(*self*, *file\_path*, *pickle\_protocol*=*cloudpickle.DEFAULT\_PROTOCOL*)

Saves component at file path.

**Parameters**

- **file\_path** (*str*) – Location to save file.
- **pickle\_protocol** (*int*) – The pickle data stream format.

**update\_parameters**(*self*, *update\_dict*, *reset\_fit*=*True*)

Updates the parameter dictionary of the component.

**Parameters**

- **update\_dict** (*dict*) – A dict of parameters to update.
- **reset\_fit** (*bool*, *optional*) – If True, will set *\_is\_fitted* to False.

## et\_classifier

Extra Trees Classifier.

## Module Contents

## Classes Summary

---

*ExtraTreesClassifier*

Extra Trees Classifier.

---

## Contents

```
class evalml.pipelines.components.estimators.classifiers.et_classifier.ExtraTreesClassifier(n_estimators=
    max_features=
    max_depth=6,
    min_samples_split=
    min_weight_fraction_leaf=
    n_jobs=-
    1,
    random_state=
    random_seed=0,
    **kwargs)
```

Extra Trees Classifier.

### Parameters

- **n\_estimators** (*float*) – The number of trees in the forest. Defaults to 100.
- **max\_features** (*int, float or {"sqrt", "log2"}*) – The number of features to consider when looking for the best split:
  - If int, then consider max\_features features at each split.
  - If float, then max\_features is a fraction and int(max\_features \* n\_features) features are considered at each split.
  - If “sqrt”, then max\_features=sqrt(n\_features).
  - If “log2”, then max\_features=log2(n\_features).
  - If None, then max\_features = n\_features.

The search for a split does not stop until at least one valid partition of the node samples is found, even if it requires to effectively inspect more than max\_features features.
- **max\_depth** (*int*) – The maximum depth of the tree. Defaults to 6.
- **min\_samples\_split** (*int or float*) – The minimum number of samples required to split an internal node:
  - If int, then consider min\_samples\_split as the minimum number.
  - If float, then min\_samples\_split is a fraction and ceil(min\_samples\_split \* n\_samples) are the minimum number of samples for each split.
- **2. (Defaults to) –**
- **min\_weight\_fraction\_leaf** (*float*) – The minimum weighted fraction of the sum total of weights (of all the input samples) required to be at a leaf node. Defaults to 0.0.
- **n\_jobs** (*int or None*) – Number of jobs to run in parallel. -1 uses all processes. Defaults to -1.
- **random\_seed** (*int*) – Seed for the random number generator. Defaults to 0.

### Attributes

<b>hyper-parameter_ranges</b>	{ "n_estimators": Integer(10, 1000), "max_features": ["sqrt", "log2"], "max_depth": Integer(4, 10), }
<b>is_multiseries</b>	False
<b>model_family</b>	ModelFamily.EXTRA_TREES
<b>modifies_features</b>	True
<b>modifies_target</b>	False
<b>name</b>	Extra Trees Classifier
<b>supported_problem_types</b>	[ ProblemTypes.BINARY, ProblemTypes.MULTICLASS, ProblemTypes.TIME_SERIES_BINARY, ProblemTypes.TIME_SERIES_MULTICLASS, ]
<b>training_only</b>	False

## Methods

<i>clone</i>	Constructs a new component with the same parameters and random state.
<i>default_parameters</i>	Returns the default parameters for this component.
<i>describe</i>	Describe a component and its parameters.
<i>feature_importance</i>	Returns importance associated with each feature.
<i>fit</i>	Fits estimator to data.
<i>get_prediction_intervals</i>	Find the prediction intervals using the fitted regressor.
<i>load</i>	Loads component at file path.
<i>needs_fitting</i>	Returns boolean determining if component needs fitting before calling predict, predict_proba, transform, or feature_importances.
<i>parameters</i>	Returns the parameters which were used to initialize the component.
<i>predict</i>	Make predictions using selected features.
<i>predict_proba</i>	Make probability estimates for labels.
<i>save</i>	Saves component at file path.
<i>update_parameters</i>	Updates the parameter dictionary of the component.

### **clone**(*self*)

Constructs a new component with the same parameters and random state.

**Returns** A new instance of this component with identical parameters and random state.

### **default\_parameters**(*cls*)

Returns the default parameters for this component.

Our convention is that `Component.default_parameters == Component().parameters`.

**Returns** Default parameters for this component.

**Return type** dict

### **describe**(*self*, *print\_name=False*, *return\_dict=False*)

Describe a component and its parameters.

**Parameters**



- **print\_name** (*bool*, *optional*) – whether to print name of component
- **return\_dict** (*bool*, *optional*) – whether to return description as dictionary in the format {"name": name, "parameters": parameters}

**Returns** Returns dictionary if return\_dict is True, else None.

**Return type** None or dict

**property feature\_importance**(*self*) → pandas.Series

Returns importance associated with each feature.

**Returns** Importance associated with each feature.

**Return type** np.ndarray

**Raises MethodPropertyNotFoundError** – If estimator does not have a feature\_importance method or a component\_obj that implements feature\_importance.

**fit**(*self*, *X*: pandas.DataFrame, *y*: Optional[pandas.Series] = None)

Fits estimator to data.

**Parameters**

- **X** (*pd.DataFrame*) – The input training data of shape [n\_samples, n\_features].
- **y** (*pd.Series*, *optional*) – The target training data of length [n\_samples].

**Returns** self

**get\_prediction\_intervals**(*self*, *X*: pandas.DataFrame, *y*: Optional[pandas.Series] = None, *coverage*: List[float] = None, *predictions*: pandas.Series = None) → Dict[str, pandas.Series]

Find the prediction intervals using the fitted regressor.

This function takes the predictions of the fitted estimator and calculates the rolling standard deviation across all predictions using a window size of 5. The lower and upper predictions are determined by taking the percent point (quantile) function of the lower tail probability at each bound multiplied by the rolling standard deviation.

**Parameters**

- **X** (*pd.DataFrame*) – Data of shape [n\_samples, n\_features].
- **y** (*pd.Series*) – Target data. Ignored.
- **coverage** (*list[float]*) – A list of floats between the values 0 and 1 that the upper and lower bounds of the prediction interval should be calculated for.
- **predictions** (*pd.Series*) – Optional list of predictions to use. If None, will generate predictions using X.

**Returns** Prediction intervals, keys are in the format {coverage}\_lower or {coverage}\_upper.

**Return type** dict

**Raises MethodPropertyNotFoundError** – If the estimator does not support Time Series Regression as a problem type.

**static load**(*file\_path*)

Loads component at file path.

**Parameters** **file\_path** (*str*) – Location to load file.

**Returns** ComponentBase object

**needs\_fitting**(*self*)

Returns boolean determining if component needs fitting before calling predict, predict\_proba, transform, or feature\_importances.

This can be overridden to False for components that do not need to be fit or whose fit methods do nothing.

**Returns** True.

**property parameters**(*self*)

Returns the parameters which were used to initialize the component.

**predict**(*self*, *X*: *pandas.DataFrame*) → *pandas.Series*

Make predictions using selected features.

**Parameters** *X* (*pd.DataFrame*) – Data of shape [n\_samples, n\_features].

**Returns** Predicted values.

**Return type** *pd.Series*

**Raises** **MethodPropertyNotFoundError** – If estimator does not have a predict method or a component\_obj that implements predict.

**predict\_proba**(*self*, *X*: *pandas.DataFrame*) → *pandas.Series*

Make probability estimates for labels.

**Parameters** *X* (*pd.DataFrame*) – Features.

**Returns** Probability estimates.

**Return type** *pd.Series*

**Raises** **MethodPropertyNotFoundError** – If estimator does not have a predict\_proba method or a component\_obj that implements predict\_proba.

**save**(*self*, *file\_path*, *pickle\_protocol*=*cloudpickle.DEFAULT\_PROTOCOL*)

Saves component at file path.

**Parameters**

- **file\_path** (*str*) – Location to save file.
- **pickle\_protocol** (*int*) – The pickle data stream format.

**update\_parameters**(*self*, *update\_dict*, *reset\_fit*=*True*)

Updates the parameter dictionary of the component.

**Parameters**

- **update\_dict** (*dict*) – A dict of parameters to update.
- **reset\_fit** (*bool*, *optional*) – If True, will set *\_is\_fitted* to False.

## kneighbors\_classifier

K-Nearest Neighbors Classifier.

### Module Contents

### Classes Summary

<i>KNeighborsClassifier</i>	K-Nearest Neighbors Classifier.
-----------------------------	---------------------------------

### Contents

```
class evalml.pipelines.components.estimators.classifiers.kneighbors_classifier.KNeighborsClassifier(n_neighbors, weights, algorithm, leaf_size, p=2, random_state=None, **kwargs)
```

K-Nearest Neighbors Classifier.

#### Parameters

- **n\_neighbors** (*int*) – Number of neighbors to use by default. Defaults to 5.
- **weights** (*{‘uniform’, ‘distance’} or callable*) – Weight function used in prediction. Can be:
  - ‘uniform’ : uniform weights. All points in each neighborhood are weighted equally.
  - ‘distance’ : weight points by the inverse of their distance. in this case, closer neighbors of a query point will have a greater influence than neighbors which are further away.
  - [callable] : a user-defined function which accepts an array of distances, and returns an array of the same shape containing the weights.

Defaults to “uniform”.

- **algorithm** (*{‘auto’, ‘ball\_tree’, ‘kd\_tree’, ‘brute’}*) – Algorithm used to compute the nearest neighbors:
  - ‘ball\_tree’ will use BallTree
  - ‘kd\_tree’ will use KDTree
  - ‘brute’ will use a brute-force search.

‘auto’ will attempt to decide the most appropriate algorithm based on the values passed to fit method. Defaults to “auto”. Note: fitting on sparse input will override the setting of this parameter, using brute force.
- **leaf\_size** (*int*) – Leaf size passed to BallTree or KDTree. This can affect the speed of the construction and query, as well as the memory required to store the tree. The optimal value depends on the nature of the problem. Defaults to 30.

- **p** (*int*) – Power parameter for the Minkowski metric. When  $p = 1$ , this is equivalent to using `manhattan_distance` (11), and `euclidean_distance` (12) for  $p = 2$ . For arbitrary  $p$ , `minkowski_distance` (1\_p) is used. Defaults to 2.
- **random\_seed** (*int*) – Seed for the random number generator. Defaults to 0.

#### Attributes

<b>hyper-parameter_ranges</b>	{ "n_neighbors": Integer(2, 12), "weights": ["uniform", "distance"], "algorithm": ["auto", "ball_tree", "kd_tree", "brute"], "leaf_size": Integer(10, 30), "p": Integer(1, 5), }
<b>is_multiseries</b>	False
<b>model_family</b>	ModelFamily.K_NEIGHBORS
<b>modifies_features</b>	True
<b>modifies_target</b>	False
<b>name</b>	KNN Classifier
<b>supported_problem_types</b>	[ ProblemTypes.BINARY, ProblemTypes.MULTICLASS, ProblemTypes.TIME_SERIES_BINARY, ProblemTypes.TIME_SERIES_MULTICLASS, ]
<b>train_only</b>	False

#### Methods

<i>clone</i>	Constructs a new component with the same parameters and random state.
<i>default_parameters</i>	Returns the default parameters for this component.
<i>describe</i>	Describe a component and its parameters.
<i>feature_importance</i>	Returns array of 0's matching the input number of features as <code>feature_importance</code> is not defined for KNN classifiers.
<i>fit</i>	Fits estimator to data.
<i>get_prediction_intervals</i>	Find the prediction intervals using the fitted regressor.
<i>load</i>	Loads component at file path.
<i>needs_fitting</i>	Returns boolean determining if component needs fitting before calling <code>predict</code> , <code>predict_proba</code> , <code>transform</code> , or <code>feature_importances</code> .
<i>parameters</i>	Returns the parameters which were used to initialize the component.
<i>predict</i>	Make predictions using selected features.
<i>predict_proba</i>	Make probability estimates for labels.
<i>save</i>	Saves component at file path.
<i>update_parameters</i>	Updates the parameter dictionary of the component.

#### **clone**(*self*)

Constructs a new component with the same parameters and random state.

**Returns** A new instance of this component with identical parameters and random state.

#### **default\_parameters**(*cls*)

Returns the default parameters for this component.

Our convention is that `Component.default_parameters == Component().parameters`.

**Returns** Default parameters for this component.

**Return type** dict

**describe**(*self*, *print\_name=False*, *return\_dict=False*)

Describe a component and its parameters.

**Parameters**

- **print\_name** (*bool*, *optional*) – whether to print name of component
- **return\_dict** (*bool*, *optional*) – whether to return description as dictionary in the format {"name": name, "parameters": parameters}

**Returns** Returns dictionary if return\_dict is True, else None.

**Return type** None or dict

**property feature\_importance**(*self*)

Returns array of 0's matching the input number of features as feature\_importance is not defined for KNN classifiers.

**fit**(*self*, *X: pandas.DataFrame*, *y: Optional[pandas.Series] = None*)

Fits estimator to data.

**Parameters**

- **X** (*pd.DataFrame*) – The input training data of shape [n\_samples, n\_features].
- **y** (*pd.Series*, *optional*) – The target training data of length [n\_samples].

**Returns** self

**get\_prediction\_intervals**(*self*, *X: pandas.DataFrame*, *y: Optional[pandas.Series] = None*, *coverage: List[float] = None*, *predictions: pandas.Series = None*) → Dict[str, pandas.Series]

Find the prediction intervals using the fitted regressor.

This function takes the predictions of the fitted estimator and calculates the rolling standard deviation across all predictions using a window size of 5. The lower and upper predictions are determined by taking the percent point (quantile) function of the lower tail probability at each bound multiplied by the rolling standard deviation.

**Parameters**

- **X** (*pd.DataFrame*) – Data of shape [n\_samples, n\_features].
- **y** (*pd.Series*) – Target data. Ignored.
- **coverage** (*list[float]*) – A list of floats between the values 0 and 1 that the upper and lower bounds of the prediction interval should be calculated for.
- **predictions** (*pd.Series*) – Optional list of predictions to use. If None, will generate predictions using X.

**Returns** Prediction intervals, keys are in the format {coverage}\_lower or {coverage}\_upper.

**Return type** dict

**Raises** **MethodPropertyNotFoundError** – If the estimator does not support Time Series Regression as a problem type.

**static load**(*file\_path*)

Loads component at file path.

**Parameters** **file\_path** (*str*) – Location to load file.

**Returns** ComponentBase object

**needs\_fitting**(*self*)

Returns boolean determining if component needs fitting before calling predict, predict\_proba, transform, or feature\_importances.

This can be overridden to False for components that do not need to be fit or whose fit methods do nothing.

**Returns** True.

**property parameters**(*self*)

Returns the parameters which were used to initialize the component.

**predict**(*self*, *X*: *pandas.DataFrame*) → *pandas.Series*

Make predictions using selected features.

**Parameters** **X** (*pd.DataFrame*) – Data of shape [n\_samples, n\_features].

**Returns** Predicted values.

**Return type** *pd.Series*

**predict\_proba**(*self*, *X*: *pandas.DataFrame*) → *pandas.Series*

Make probability estimates for labels.

**Parameters** **X** (*pd.DataFrame*) – Features.

**Returns** Probability estimates.

**Return type** *pd.Series*

**save**(*self*, *file\_path*, *pickle\_protocol*=*cloudpickle.DEFAULT\_PROTOCOL*)

Saves component at file path.

**Parameters**

- **file\_path** (*str*) – Location to save file.
- **pickle\_protocol** (*int*) – The pickle data stream format.

**update\_parameters**(*self*, *update\_dict*, *reset\_fit*=*True*)

Updates the parameter dictionary of the component.

**Parameters**

- **update\_dict** (*dict*) – A dict of parameters to update.
- **reset\_fit** (*bool*, *optional*) – If True, will set *\_is\_fitted* to False.

## lightgbm\_classifier

LightGBM Classifier.

### Module Contents

### Classes Summary

<i>LightGBMClassifier</i>	LightGBM Classifier.
---------------------------	----------------------

### Contents

```
class evalml.pipelines.components.estimators.classifiers.lightgbm_classifier.LightGBMClassifier(boosting=learn-
                                                                                               ing_rate=
                                                                                               n_estimat
                                                                                               max_dept
                                                                                               num_leav
                                                                                               min_chila
                                                                                               bag-
                                                                                               ging_frac
                                                                                               bag-
                                                                                               ging_freq
                                                                                               n_jobs=-
                                                                                               l,
                                                                                               ran-
                                                                                               dom_seea
                                                                                               **kwargs
```

LightGBM Classifier.

#### Parameters

- **boosting\_type** (*string*) – Type of boosting to use. Defaults to “gbdt”. - ‘gbdt’ uses traditional Gradient Boosting Decision Tree - “dart”, uses Dropouts meet Multiple Additive Regression Trees - “goss”, uses Gradient-based One-Side Sampling - “rf”, uses Random Forest
- **learning\_rate** (*float*) – Boosting learning rate. Defaults to 0.1.
- **n\_estimators** (*int*) – Number of boosted trees to fit. Defaults to 100.
- **max\_depth** (*int*) – Maximum tree depth for base learners, <=0 means no limit. Defaults to 0.
- **num\_leaves** (*int*) – Maximum tree leaves for base learners. Defaults to 31.
- **min\_child\_samples** (*int*) – Minimum number of data needed in a child (leaf). Defaults to 20.
- **bagging\_fraction** (*float*) – LightGBM will randomly select a subset of features on each iteration (tree) without resampling if this is smaller than 1.0. For example, if set to 0.8, LightGBM will select 80% of features before training each tree. This can be used to speed up training and deal with overfitting. Defaults to 0.9.

- **bagging\_freq** (*int*) – Frequency for bagging. 0 means bagging is disabled. *k* means perform bagging at every *k* iteration. Every *k*-th iteration, LightGBM will randomly select `bagging_fraction * 100 %` of the data to use for the next *k* iterations. Defaults to 0.
- **n\_jobs** (*int* or *None*) – Number of threads to run in parallel. -1 uses all threads. Defaults to -1.
- **random\_seed** (*int*) – Seed for the random number generator. Defaults to 0.

#### Attributes

<b>hyper-parameter_ranges</b>	{ "learning_rate": Real(0.000001, 1), "boosting_type": ["gbdt", "dart", "goss", "rf"], "n_estimators": Integer(10, 100), "max_depth": Integer(0, 10), "num_leaves": Integer(2, 100), "min_child_samples": Integer(1, 100), "bagging_fraction": Real(0.000001, 1), "bagging_freq": Integer(0, 1), }
<b>is_multiseries</b>	False
<b>model_family</b>	ModelFamily.LIGHTGBM
<b>modifies_features</b>	True
<b>modifies_target</b>	False
<b>name</b>	LightGBM Classifier
<b>SEED_MAX</b>	SEED_BOUNDS.max_bound
<b>SEED_MIN</b>	0
<b>supported_problem_types</b>	[ ProblemTypes.BINARY, ProblemTypes.MULTICLASS, ProblemTypes.TIME_SERIES_BINARY, ProblemTypes.TIME_SERIES_MULTICLASS, ]
<b>training_only</b>	False

#### Methods

<i>clone</i>	Constructs a new component with the same parameters and random state.
<i>default_parameters</i>	Returns the default parameters for this component.
<i>describe</i>	Describe a component and its parameters.
<i>feature_importance</i>	Returns importance associated with each feature.
<i>fit</i>	Fits LightGBM classifier component to data.
<i>get_prediction_intervals</i>	Find the prediction intervals using the fitted regressor.
<i>load</i>	Loads component at file path.
<i>needs_fitting</i>	Returns boolean determining if component needs fitting before calling predict, predict_proba, transform, or feature_importances.
<i>parameters</i>	Returns the parameters which were used to initialize the component.
<i>predict</i>	Make predictions using the fitted LightGBM classifier.
<i>predict_proba</i>	Make prediction probabilities using the fitted LightGBM classifier.
<i>save</i>	Saves component at file path.
<i>update_parameters</i>	Updates the parameter dictionary of the component.

#### **clone**(*self*)

Constructs a new component with the same parameters and random state.



**Returns** A new instance of this component with identical parameters and random state.

**default\_parameters**(*cls*)

Returns the default parameters for this component.

Our convention is that `Component.default_parameters == Component().parameters`.

**Returns** Default parameters for this component.

**Return type** dict

**describe**(*self*, *print\_name=False*, *return\_dict=False*)

Describe a component and its parameters.

**Parameters**

- **print\_name** (*bool*, *optional*) – whether to print name of component
- **return\_dict** (*bool*, *optional*) – whether to return description as dictionary in the format {"name": name, "parameters": parameters}

**Returns** Returns dictionary if `return_dict` is True, else None.

**Return type** None or dict

**property feature\_importance**(*self*) → pandas.Series

Returns importance associated with each feature.

**Returns** Importance associated with each feature.

**Return type** np.ndarray

**Raises MethodPropertyNotFoundError** – If estimator does not have a `feature_importance` method or a `component_obj` that implements `feature_importance`.

**fit**(*self*, *X*, *y=None*)

Fits LightGBM classifier component to data.

**Parameters**

- **X** (*pd.DataFrame*) – The input training data of shape [n\_samples, n\_features].
- **y** (*pd.Series*) – The target training data of length [n\_samples].

**Returns** self

**get\_prediction\_intervals**(*self*, *X: pandas.DataFrame*, *y: Optional[pandas.Series] = None*, *coverage: List[float] = None*, *predictions: pandas.Series = None*) → Dict[str, pandas.Series]

Find the prediction intervals using the fitted regressor.

This function takes the predictions of the fitted estimator and calculates the rolling standard deviation across all predictions using a window size of 5. The lower and upper predictions are determined by taking the percent point (quantile) function of the lower tail probability at each bound multiplied by the rolling standard deviation.

**Parameters**

- **X** (*pd.DataFrame*) – Data of shape [n\_samples, n\_features].
- **y** (*pd.Series*) – Target data. Ignored.
- **coverage** (*list[float]*) – A list of floats between the values 0 and 1 that the upper and lower bounds of the prediction interval should be calculated for.

- **predictions** (*pd.Series*) – Optional list of predictions to use. If None, will generate predictions using *X*.

**Returns** Prediction intervals, keys are in the format {coverage}\_lower or {coverage}\_upper.

**Return type** dict

**Raises** **MethodPropertyNotFoundError** – If the estimator does not support Time Series Regression as a problem type.

**static load**(*file\_path*)

Loads component at file path.

**Parameters** **file\_path** (*str*) – Location to load file.

**Returns** ComponentBase object

**needs\_fitting**(*self*)

Returns boolean determining if component needs fitting before calling predict, predict\_proba, transform, or feature\_importances.

This can be overridden to False for components that do not need to be fit or whose fit methods do nothing.

**Returns** True.

**property parameters**(*self*)

Returns the parameters which were used to initialize the component.

**predict**(*self*, *X*)

Make predictions using the fitted LightGBM classifier.

**Parameters** **X** (*pd.DataFrame*) – Data of shape [n\_samples, n\_features].

**Returns** Predicted values.

**Return type** pd.DataFrame

**predict\_proba**(*self*, *X*)

Make prediction probabilities using the fitted LightGBM classifier.

**Parameters** **X** (*pd.DataFrame*) – Data of shape [n\_samples, n\_features].

**Returns** Predicted probability values.

**Return type** pd.DataFrame

**save**(*self*, *file\_path*, *pickle\_protocol=cloudpickle.DEFAULT\_PROTOCOL*)

Saves component at file path.

**Parameters**

- **file\_path** (*str*) – Location to save file.
- **pickle\_protocol** (*int*) – The pickle data stream format.

**update\_parameters**(*self*, *update\_dict*, *reset\_fit=True*)

Updates the parameter dictionary of the component.

**Parameters**

- **update\_dict** (*dict*) – A dict of parameters to update.
- **reset\_fit** (*bool*, *optional*) – If True, will set *\_is\_fitted* to False.

## logistic\_regression\_classifier

Logistic Regression Classifier.

### Module Contents

### Classes Summary

---

*LogisticRegressionClassifier*

---

Logistic Regression Classifier.

---

### Contents

`class evalml.pipelines.components.estimators.classifiers.logistic_regression_classifier.LogisticRegressionClassifier`

Logistic Regression Classifier.

#### Parameters

- **penalty** (`{"l1", "l2", "elasticnet", "none"}`) – The norm used in penalization. Defaults to “l2”.
- **C** (`float`) – Inverse of regularization strength. Must be a positive float. Defaults to 1.0.
- **multi\_class** (`{"auto", "ovr", "multinomial"}`) – If the option chosen is “ovr”, then a binary problem is fit for each label. For “multinomial” the loss minimised is the multinomial loss fit across the entire probability distribution, even when the data is binary. “multinomial” is unavailable when solver=“liblinear”. “auto” selects “ovr” if the data is binary, or if solver=“liblinear”, and otherwise selects “multinomial”. Defaults to “auto”.
- **solver** (`{"newton-cg", "lbfgs", "liblinear", "sag", "saga"}`) – Algorithm to use in the optimization problem. For small datasets, “liblinear” is a good choice, whereas “sag” and “saga” are faster for large ones. For multiclass problems, only “newton-cg”, “sag”, “saga” and “lbfgs” handle multinomial loss; “liblinear” is limited to one-versus-rest schemes.
  - “newton-cg”, “lbfgs”, “sag” and “saga” handle L2 or no penalty
  - “liblinear” and “saga” also handle L1 penalty
  - “saga” also supports “elasticnet” penalty
  - “liblinear” does not support setting penalty=’none’
 Defaults to “lbfgs”.
- **n\_jobs** (`int`) – Number of parallel threads used to run xgboost. Note that creating thread contention will significantly slow down the algorithm. Defaults to -1.
- **random\_seed** (`int`) – Seed for the random number generator. Defaults to 0.

## Attributes

<b>hyper-parameter_ranges</b>	{ "penalty": ["l2"], "C": Real(0.01, 10), }
<b>is_multiseries</b>	False
<b>model_family</b>	ModelFamily.LINEAR_MODEL
<b>modifies_features</b>	True
<b>modifies_target</b>	False
<b>name</b>	Logistic Regression Classifier
<b>supported_problem_types</b>	[ ProblemTypes.BINARY, ProblemTypes.MULTICLASS, ProblemTypes.TIME_SERIES_BINARY, ProblemTypes.TIME_SERIES_MULTICLASS, ]
<b>training_only</b>	False

## Methods

<i>clone</i>	Constructs a new component with the same parameters and random state.
<i>default_parameters</i>	Returns the default parameters for this component.
<i>describe</i>	Describe a component and its parameters.
<i>feature_importance</i>	Feature importance for fitted logistic regression classifier.
<i>fit</i>	Fits estimator to data.
<i>get_prediction_intervals</i>	Find the prediction intervals using the fitted regressor.
<i>load</i>	Loads component at file path.
<i>needs_fitting</i>	Returns boolean determining if component needs fitting before calling predict, predict_proba, transform, or feature_importances.
<i>parameters</i>	Returns the parameters which were used to initialize the component.
<i>predict</i>	Make predictions using selected features.
<i>predict_proba</i>	Make probability estimates for labels.
<i>save</i>	Saves component at file path.
<i>update_parameters</i>	Updates the parameter dictionary of the component.

**clone**(*self*)

Constructs a new component with the same parameters and random state.

**Returns** A new instance of this component with identical parameters and random state.

**default\_parameters**(*cls*)

Returns the default parameters for this component.

Our convention is that `Component.default_parameters == Component().parameters`.

**Returns** Default parameters for this component.

**Return type** dict

**describe**(*self*, *print\_name=False*, *return\_dict=False*)

Describe a component and its parameters.

**Parameters**

- **print\_name** (*bool, optional*) – whether to print name of component
- **return\_dict** (*bool, optional*) – whether to return description as dictionary in the format {"name": name, "parameters": parameters}

**Returns** Returns dictionary if return\_dict is True, else None.

**Return type** None or dict

**property feature\_importance(self)**

Feature importance for fitted logistic regression classifier.

**fit(self, X: pandas.DataFrame, y: Optional[pandas.Series] = None)**

Fits estimator to data.

**Parameters**

- **X** (*pd.DataFrame*) – The input training data of shape [n\_samples, n\_features].
- **y** (*pd.Series, optional*) – The target training data of length [n\_samples].

**Returns** self

**get\_prediction\_intervals(self, X: pandas.DataFrame, y: Optional[pandas.Series] = None, coverage: List[float] = None, predictions: pandas.Series = None) → Dict[str, pandas.Series]**

Find the prediction intervals using the fitted regressor.

This function takes the predictions of the fitted estimator and calculates the rolling standard deviation across all predictions using a window size of 5. The lower and upper predictions are determined by taking the percent point (quantile) function of the lower tail probability at each bound multiplied by the rolling standard deviation.

**Parameters**

- **X** (*pd.DataFrame*) – Data of shape [n\_samples, n\_features].
- **y** (*pd.Series*) – Target data. Ignored.
- **coverage** (*list[float]*) – A list of floats between the values 0 and 1 that the upper and lower bounds of the prediction interval should be calculated for.
- **predictions** (*pd.Series*) – Optional list of predictions to use. If None, will generate predictions using X.

**Returns** Prediction intervals, keys are in the format {coverage}\_lower or {coverage}\_upper.

**Return type** dict

**Raises** **MethodPropertyNotFoundError** – If the estimator does not support Time Series Regression as a problem type.

**static load(file\_path)**

Loads component at file path.

**Parameters** **file\_path** (*str*) – Location to load file.

**Returns** ComponentBase object

**needs\_fitting**(*self*)

Returns boolean determining if component needs fitting before calling predict, predict\_proba, transform, or feature\_importances.

This can be overridden to False for components that do not need to be fit or whose fit methods do nothing.

**Returns** True.

**property parameters**(*self*)

Returns the parameters which were used to initialize the component.

**predict**(*self*, *X*: *pandas.DataFrame*) → *pandas.Series*

Make predictions using selected features.

**Parameters** *X* (*pd.DataFrame*) – Data of shape [n\_samples, n\_features].

**Returns** Predicted values.

**Return type** *pd.Series*

**Raises** **MethodPropertyNotFoundError** – If estimator does not have a predict method or a component\_obj that implements predict.

**predict\_proba**(*self*, *X*: *pandas.DataFrame*) → *pandas.Series*

Make probability estimates for labels.

**Parameters** *X* (*pd.DataFrame*) – Features.

**Returns** Probability estimates.

**Return type** *pd.Series*

**Raises** **MethodPropertyNotFoundError** – If estimator does not have a predict\_proba method or a component\_obj that implements predict\_proba.

**save**(*self*, *file\_path*, *pickle\_protocol*=*cloudpickle.DEFAULT\_PROTOCOL*)

Saves component at file path.

**Parameters**

- **file\_path** (*str*) – Location to save file.
- **pickle\_protocol** (*int*) – The pickle data stream format.

**update\_parameters**(*self*, *update\_dict*, *reset\_fit*=*True*)

Updates the parameter dictionary of the component.

**Parameters**

- **update\_dict** (*dict*) – A dict of parameters to update.
- **reset\_fit** (*bool*, *optional*) – If True, will set *\_is\_fitted* to False.

## rf\_classifier

Random Forest Classifier.

## Module Contents

## Classes Summary

---

[\*RandomForestClassifier\*](#)

Random Forest Classifier.

---

## Contents

```
class evalml.pipelines.components.estimators.classifiers.rf_classifier.RandomForestClassifier(n_estimators=100,
                                                                                          max_depth=6,
                                                                                          n_jobs=-1,
                                                                                          random_seed=0,
                                                                                          **kwargs)
```

Random Forest Classifier.

### Parameters

- **n\_estimators** (*float*) – The number of trees in the forest. Defaults to 100.
- **max\_depth** (*int*) – Maximum tree depth for base learners. Defaults to 6.
- **n\_jobs** (*int or None*) – Number of jobs to run in parallel. -1 uses all processes. Defaults to -1.
- **random\_seed** (*int*) – Seed for the random number generator. Defaults to 0.

### Attributes

<b>hyper-parameter_ranges</b>	{ "n_estimators": Integer(10, 1000), "max_depth": Integer(1, 10), }
<b>is_multiseries</b>	False
<b>model_family</b>	ModelFamily.RANDOM_FOREST
<b>modifies_features</b>	True
<b>modifies_target</b>	False
<b>name</b>	Random Forest Classifier
<b>supported_problem_types</b>	[ ProblemTypes.BINARY, ProblemTypes.MULTICLASS, ProblemTypes.TIME_SERIES_BINARY, ProblemTypes.TIME_SERIES_MULTICLASS, ]
<b>training_only</b>	False

### Methods

<code>clone</code>	Constructs a new component with the same parameters and random state.
<code>default_parameters</code>	Returns the default parameters for this component.
<code>describe</code>	Describe a component and its parameters.
<code>feature_importance</code>	Returns importance associated with each feature.
<code>fit</code>	Fits estimator to data.
<code>get_prediction_intervals</code>	Find the prediction intervals using the fitted regressor.
<code>load</code>	Loads component at file path.
<code>needs_fitting</code>	Returns boolean determining if component needs fitting before calling predict, predict_proba, transform, or feature_importances.
<code>parameters</code>	Returns the parameters which were used to initialize the component.
<code>predict</code>	Make predictions using selected features.
<code>predict_proba</code>	Make probability estimates for labels.
<code>save</code>	Saves component at file path.
<code>update_parameters</code>	Updates the parameter dictionary of the component.

**clone**(*self*)

Constructs a new component with the same parameters and random state.

**Returns** A new instance of this component with identical parameters and random state.

**default\_parameters**(*cls*)

Returns the default parameters for this component.

Our convention is that `Component.default_parameters == Component().parameters`.

**Returns** Default parameters for this component.

**Return type** dict

**describe**(*self*, *print\_name=False*, *return\_dict=False*)

Describe a component and its parameters.

**Parameters**

- **print\_name** (*bool*, *optional*) – whether to print name of component
- **return\_dict** (*bool*, *optional*) – whether to return description as dictionary in the format {"name": name, "parameters": parameters}

**Returns** Returns dictionary if `return_dict` is `True`, else `None`.

**Return type** `None` or dict

**property feature\_importance**(*self*) → pandas.Series

Returns importance associated with each feature.

**Returns** Importance associated with each feature.

**Return type** np.ndarray

**Raises** **MethodPropertyNotFoundError** – If estimator does not have a `feature_importance` method or a `component_obj` that implements `feature_importance`.

**fit**(*self*, *X*: pandas.DataFrame, *y*: Optional[pandas.Series] = None)

Fits estimator to data.



**Parameters**

- **X** (*pd.DataFrame*) – The input training data of shape [n\_samples, n\_features].
- **y** (*pd.Series*, *optional*) – The target training data of length [n\_samples].

**Returns** self

**get\_prediction\_intervals**(*self*, *X*: *pandas.DataFrame*, *y*: *Optional[pandas.Series] = None*, *coverage*: *List[float] = None*, *predictions*: *pandas.Series = None*) → Dict[str, *pandas.Series*]

Find the prediction intervals using the fitted regressor.

This function takes the predictions of the fitted estimator and calculates the rolling standard deviation across all predictions using a window size of 5. The lower and upper predictions are determined by taking the percent point (quantile) function of the lower tail probability at each bound multiplied by the rolling standard deviation.

**Parameters**

- **X** (*pd.DataFrame*) – Data of shape [n\_samples, n\_features].
- **y** (*pd.Series*) – Target data. Ignored.
- **coverage** (*list[float]*) – A list of floats between the values 0 and 1 that the upper and lower bounds of the prediction interval should be calculated for.
- **predictions** (*pd.Series*) – Optional list of predictions to use. If None, will generate predictions using X.

**Returns** Prediction intervals, keys are in the format {coverage}\_lower or {coverage}\_upper.**Return type** dict

**Raises** **MethodPropertyNotFoundError** – If the estimator does not support Time Series Regression as a problem type.

**static load**(*file\_path*)

Loads component at file path.

**Parameters** **file\_path** (*str*) – Location to load file.

**Returns** ComponentBase object

**needs\_fitting**(*self*)

Returns boolean determining if component needs fitting before calling predict, predict\_proba, transform, or feature\_importances.

This can be overridden to False for components that do not need to be fit or whose fit methods do nothing.

**Returns** True.

**property parameters**(*self*)

Returns the parameters which were used to initialize the component.

**predict**(*self*, *X*: *pandas.DataFrame*) → *pandas.Series*

Make predictions using selected features.

**Parameters** **X** (*pd.DataFrame*) – Data of shape [n\_samples, n\_features].

**Returns** Predicted values.**Return type** *pd.Series*

**Raises `MethodPropertyNotFoundError`** – If estimator does not have a predict method or a `component_obj` that implements predict.

**`predict_proba`**(*self*, *X*: *pandas.DataFrame*) → *pandas.Series*

Make probability estimates for labels.

**Parameters** *X* (*pd.DataFrame*) – Features.

**Returns** Probability estimates.

**Return type** *pd.Series*

**Raises `MethodPropertyNotFoundError`** – If estimator does not have a `predict_proba` method or a `component_obj` that implements `predict_proba`.

**`save`**(*self*, *file\_path*, *pickle\_protocol*=*cloudpickle.DEFAULT\_PROTOCOL*)

Saves component at file path.

**Parameters**

- **`file_path`** (*str*) – Location to save file.
- **`pickle_protocol`** (*int*) – The pickle data stream format.

**`update_parameters`**(*self*, *update\_dict*, *reset\_fit*=*True*)

Updates the parameter dictionary of the component.

**Parameters**

- **`update_dict`** (*dict*) – A dict of parameters to update.
- **`reset_fit`** (*bool*, *optional*) – If True, will set `_is_fitted` to False.

## svm\_classifier

Support Vector Machine Classifier.

## Module Contents

### Classes Summary

---

*SVMClassifier*

---

Support Vector Machine Classifier.

---

## Contents

```
class evalml.pipelines.components.estimators.classifiers.svm_classifier.SVMClassifier(C=1.0,  
                                                                                     kernel=  
                                                                                     rbf,  
                                                                                     gamma=  
                                                                                     'auto',  
                                                                                     prob-  
                                                                                     a-  
                                                                                     bil-  
                                                                                     ity=  
                                                                                     True,  
                                                                                     ran-  
                                                                                     dom_seed=  
                                                                                     0,  
                                                                                     **kwargs)
```

Support Vector Machine Classifier.

### Parameters

- **C** (*float*) – The regularization parameter. The strength of the regularization is inversely proportional to C. Must be strictly positive. The penalty is a squared l2 penalty. Defaults to 1.0.
- **kernel** (*{ "poly", "rbf", "sigmoid" }*) – Specifies the kernel type to be used in the algorithm. Defaults to “rbf”.
- **gamma** (*{ "scale", "auto" } or float*) – Kernel coefficient for “rbf”, “poly” and “sigmoid”. Defaults to “auto”. - If gamma=’scale’ is passed then it uses  $1 / (n\_features * X.var())$  as value of gamma - If “auto” (default), uses  $1 / n\_features$
- **probability** (*boolean*) – Whether to enable probability estimates. Defaults to True.
- **random\_seed** (*int*) – Seed for the random number generator. Defaults to 0.

### Attributes

<b>hyper-parameter_ranges</b>	{ “C”: Real(0, 10), “kernel”: [“poly”, “rbf”, “sigmoid”], “gamma”: [“scale”, “auto”], }
<b>is_multiseries</b>	False
<b>model_family</b>	ModelFamily.SVM
<b>modifies_features</b>	True
<b>modifies_target</b>	False
<b>name</b>	SVM Classifier
<b>supported_problem_types</b>	[ ProblemTypes.BINARY, ProblemTypes.MULTICLASS, ProblemTypes.TIME_SERIES_BINARY, ProblemTypes.TIME_SERIES_MULTICLASS, ]
<b>training_only</b>	False

### Methods

<code>clone</code>	Constructs a new component with the same parameters and random state.
<code>default_parameters</code>	Returns the default parameters for this component.
<code>describe</code>	Describe a component and its parameters.
<code>feature_importance</code>	Feature importance only works with linear kernels.
<code>fit</code>	Fits estimator to data.
<code>get_prediction_intervals</code>	Find the prediction intervals using the fitted regressor.
<code>load</code>	Loads component at file path.
<code>needs_fitting</code>	Returns boolean determining if component needs fitting before calling predict, predict_proba, transform, or feature_importances.
<code>parameters</code>	Returns the parameters which were used to initialize the component.
<code>predict</code>	Make predictions using selected features.
<code>predict_proba</code>	Make probability estimates for labels.
<code>save</code>	Saves component at file path.
<code>update_parameters</code>	Updates the parameter dictionary of the component.

**clone**(*self*)

Constructs a new component with the same parameters and random state.

**Returns** A new instance of this component with identical parameters and random state.

**default\_parameters**(*cls*)

Returns the default parameters for this component.

Our convention is that `Component.default_parameters == Component().parameters`.

**Returns** Default parameters for this component.

**Return type** dict

**describe**(*self*, *print\_name=False*, *return\_dict=False*)

Describe a component and its parameters.

**Parameters**

- **print\_name** (*bool*, *optional*) – whether to print name of component
- **return\_dict** (*bool*, *optional*) – whether to return description as dictionary in the format {"name": name, "parameters": parameters}

**Returns** Returns dictionary if `return_dict` is `True`, else `None`.

**Return type** None or dict

**property feature\_importance**(*self*)

Feature importance only works with linear kernels.

If the kernel isn't linear, we return a numpy array of zeros.

**Returns** Feature importance of fitted SVM classifier or a numpy array of zeroes if the kernel is not linear.

**fit**(*self*, *X: pandas.DataFrame*, *y: Optional[pandas.Series] = None*)

Fits estimator to data.

**Parameters**

- **X** (*pd.DataFrame*) – The input training data of shape [n\_samples, n\_features].
- **y** (*pd.Series*, *optional*) – The target training data of length [n\_samples].

**Returns** self

**get\_prediction\_intervals**(*self*, *X*: *pandas.DataFrame*, *y*: *Optional[pandas.Series]* = *None*, *coverage*: *List[float]* = *None*, *predictions*: *pandas.Series* = *None*) → Dict[str, *pandas.Series*]

Find the prediction intervals using the fitted regressor.

This function takes the predictions of the fitted estimator and calculates the rolling standard deviation across all predictions using a window size of 5. The lower and upper predictions are determined by taking the percent point (quantile) function of the lower tail probability at each bound multiplied by the rolling standard deviation.

**Parameters**

- **X** (*pd.DataFrame*) – Data of shape [n\_samples, n\_features].
- **y** (*pd.Series*) – Target data. Ignored.
- **coverage** (*list[float]*) – A list of floats between the values 0 and 1 that the upper and lower bounds of the prediction interval should be calculated for.
- **predictions** (*pd.Series*) – Optional list of predictions to use. If *None*, will generate predictions using *X*.

**Returns** Prediction intervals, keys are in the format {coverage}\_lower or {coverage}\_upper.

**Return type** dict

**Raises** **MethodPropertyNotFoundError** – If the estimator does not support Time Series Regression as a problem type.

**static load**(*file\_path*)

Loads component at file path.

**Parameters** **file\_path** (*str*) – Location to load file.

**Returns** ComponentBase object

**needs\_fitting**(*self*)

Returns boolean determining if component needs fitting before calling predict, predict\_proba, transform, or feature\_importances.

This can be overridden to False for components that do not need to be fit or whose fit methods do nothing.

**Returns** True.

**property parameters**(*self*)

Returns the parameters which were used to initialize the component.

**predict**(*self*, *X*: *pandas.DataFrame*) → *pandas.Series*

Make predictions using selected features.

**Parameters** **X** (*pd.DataFrame*) – Data of shape [n\_samples, n\_features].

**Returns** Predicted values.

**Return type** *pd.Series*

**Raises** **MethodPropertyNotFoundError** – If estimator does not have a predict method or a component\_obj that implements predict.

**predict\_proba**(*self*, *X*: *pandas.DataFrame*) → *pandas.Series*

Make probability estimates for labels.

**Parameters** *X* (*pd.DataFrame*) – Features.

**Returns** Probability estimates.

**Return type** *pd.Series*

**Raises** **MethodPropertyNotFoundError** – If estimator does not have a `predict_proba` method or a `component_obj` that implements `predict_proba`.

**save**(*self*, *file\_path*, *pickle\_protocol=cloudpickle.DEFAULT\_PROTOCOL*)

Saves component at file path.

**Parameters**

- **file\_path** (*str*) – Location to save file.
- **pickle\_protocol** (*int*) – The pickle data stream format.

**update\_parameters**(*self*, *update\_dict*, *reset\_fit=True*)

Updates the parameter dictionary of the component.

**Parameters**

- **update\_dict** (*dict*) – A dict of parameters to update.
- **reset\_fit** (*bool*, *optional*) – If True, will set `_is_fitted` to False.

## vowpal\_wabbit\_classifiers

Vowpal Wabbit Classifiers.

## Module Contents

### Classes Summary

<a href="#"><i>VowpalWabbitBaseClassifier</i></a>	Vowpal Wabbit Base Classifier.
<a href="#"><i>VowpalWabbitBinaryClassifier</i></a>	Vowpal Wabbit Binary Classifier.
<a href="#"><i>VowpalWabbitMulticlassClassifier</i></a>	Vowpal Wabbit Multiclass Classifier.

## Contents

`class evalml.pipelines.components.estimators.classifiers.vowpal_wabbit_classifiers.VowpalWabbitBaseClass`

Vowpal Wabbit Base Classifier.

### Parameters

- **loss\_function** (*str*) – Specifies the loss function to use. One of {"squared", "classic", "hinge", "logistic", "quantile"}. Defaults to "logistic".
- **learning\_rate** (*float*) – Boosting learning rate. Defaults to 0.5.
- **decay\_learning\_rate** (*float*) – Decay factor for learning\_rate. Defaults to 1.0.
- **power\_t** (*float*) – Power on learning rate decay. Defaults to 0.5.
- **passes** (*int*) – Number of training passes. Defaults to 1.
- **random\_seed** (*int*) – Seed for the random number generator. Defaults to 0.

### Attributes

<b>hyper-parameter_ranges</b>	None
<b>is_multiseries</b>	False
<b>model_family</b>	ModelFamily.VOWPAL_WABBIT
<b>modifies_features</b>	True
<b>modifies_target</b>	False
<b>training_only</b>	False

### Methods

<i>clone</i>	Constructs a new component with the same parameters and random state.
<i>default_parameters</i>	Returns the default parameters for this component.
<i>describe</i>	Describe a component and its parameters.
<i>feature_importance</i>	Feature importance for Vowpal Wabbit classifiers. This is not implemented.
<i>fit</i>	Fits estimator to data.
<i>get_prediction_intervals</i>	Find the prediction intervals using the fitted regressor.
<i>load</i>	Loads component at file path.
<i>name</i>	Returns string name of this component.
<i>needs_fitting</i>	Returns boolean determining if component needs fitting before calling predict, predict_proba, transform, or feature_importances.
<i>parameters</i>	Returns the parameters which were used to initialize the component.
<i>predict</i>	Make predictions using selected features.
<i>predict_proba</i>	Make probability estimates for labels.
<i>save</i>	Saves component at file path.
<i>supported_problem_types</i>	Problem types this estimator supports.
<i>update_parameters</i>	Updates the parameter dictionary of the component.

#### **clone(self)**

Constructs a new component with the same parameters and random state.

**Returns** A new instance of this component with identical parameters and random state.

**default\_parameters**(*cls*)

Returns the default parameters for this component.

Our convention is that `Component.default_parameters == Component().parameters`.

**Returns** Default parameters for this component.

**Return type** dict

**describe**(*self*, *print\_name=False*, *return\_dict=False*)

Describe a component and its parameters.

**Parameters**

- **print\_name** (*bool*, *optional*) – whether to print name of component
- **return\_dict** (*bool*, *optional*) – whether to return description as dictionary in the format {"name": name, "parameters": parameters}

**Returns** Returns dictionary if `return_dict` is `True`, else `None`.

**Return type** None or dict

**property feature\_importance**(*self*)

Feature importance for Vowpal Wabbit classifiers. This is not implemented.

**fit**(*self*, *X: pandas.DataFrame*, *y: Optional[pandas.Series] = None*)

Fits estimator to data.

**Parameters**

- **X** (*pd.DataFrame*) – The input training data of shape [n\_samples, n\_features].
- **y** (*pd.Series*, *optional*) – The target training data of length [n\_samples].

**Returns** self

**get\_prediction\_intervals**(*self*, *X: pandas.DataFrame*, *y: Optional[pandas.Series] = None*, *coverage: List[float] = None*, *predictions: pandas.Series = None*) → Dict[str, pandas.Series]

Find the prediction intervals using the fitted regressor.

This function takes the predictions of the fitted estimator and calculates the rolling standard deviation across all predictions using a window size of 5. The lower and upper predictions are determined by taking the percent point (quantile) function of the lower tail probability at each bound multiplied by the rolling standard deviation.

**Parameters**

- **X** (*pd.DataFrame*) – Data of shape [n\_samples, n\_features].
- **y** (*pd.Series*) – Target data. Ignored.
- **coverage** (*list[float]*) – A list of floats between the values 0 and 1 that the upper and lower bounds of the prediction interval should be calculated for.
- **predictions** (*pd.Series*) – Optional list of predictions to use. If `None`, will generate predictions using `X`.

**Returns** Prediction intervals, keys are in the format {coverage}\_lower or {coverage}\_upper.

**Return type** dict



**Raises `MethodPropertyNotFoundError`** – If the estimator does not support Time Series Regression as a problem type.

**static load(*file\_path*)**

Loads component at file path.

**Parameters** **file\_path** (*str*) – Location to load file.

**Returns** ComponentBase object

**property name(*cls*)**

Returns string name of this component.

**needs\_fitting(*self*)**

Returns boolean determining if component needs fitting before calling predict, predict\_proba, transform, or feature\_importances.

This can be overridden to False for components that do not need to be fit or whose fit methods do nothing.

**Returns** True.

**property parameters(*self*)**

Returns the parameters which were used to initialize the component.

**predict(*self*, *X*: pandas.DataFrame) → pandas.Series**

Make predictions using selected features.

**Parameters** **X** (*pd.DataFrame*) – Data of shape [n\_samples, n\_features].

**Returns** Predicted values.

**Return type** pd.Series

**Raises `MethodPropertyNotFoundError`** – If estimator does not have a predict method or a component\_obj that implements predict.

**predict\_proba(*self*, *X*: pandas.DataFrame) → pandas.Series**

Make probability estimates for labels.

**Parameters** **X** (*pd.DataFrame*) – Features.

**Returns** Probability estimates.

**Return type** pd.Series

**Raises `MethodPropertyNotFoundError`** – If estimator does not have a predict\_proba method or a component\_obj that implements predict\_proba.

**save(*self*, *file\_path*, *pickle\_protocol*=cloudpickle.DEFAULT\_PROTOCOL)**

Saves component at file path.

**Parameters**

- **file\_path** (*str*) – Location to save file.
- **pickle\_protocol** (*int*) – The pickle data stream format.

**property supported\_problem\_types(*cls*)**

Problem types this estimator supports.

**update\_parameters(*self*, *update\_dict*, *reset\_fit*=True)**

Updates the parameter dictionary of the component.

**Parameters**

- **update\_dict** (*dict*) – A dict of parameters to update.
- **reset\_fit** (*bool*, *optional*) – If True, will set *\_is\_fitted* to False.

`class evalml.pipelines.components.estimators.classifiers.vowpal_wabbit_classifiers.VowpalWabbitBinaryCl`

Vowpal Wabbit Binary Classifier.

#### Parameters

- **loss\_function** (*str*) – Specifies the loss function to use. One of {“squared”, “classic”, “hinge”, “logistic”, “quantile”}. Defaults to “logistic”.
- **learning\_rate** (*float*) – Boosting learning rate. Defaults to 0.5.
- **decay\_learning\_rate** (*float*) – Decay factor for learning\_rate. Defaults to 1.0.
- **power\_t** (*float*) – Power on learning rate decay. Defaults to 0.5.
- **passes** (*int*) – Number of training passes. Defaults to 1.
- **random\_seed** (*int*) – Seed for the random number generator. Defaults to 0.

#### Attributes

<b>hyper-parameter_ranges</b>	None
<b>is_multiseries</b>	False
<b>model_family</b>	ModelFamily.VOWPAL_WABBIT
<b>modifies_features</b>	True
<b>modifies_target</b>	False
<b>name</b>	Vowpal Wabbit Binary Classifier
<b>supported_problem_types</b>	[ ProblemTypes.BINARY, ProblemTypes.TIME_SERIES_BINARY,]
<b>training_only</b>	False

#### Methods

<code>clone</code>	Constructs a new component with the same parameters and random state.
<code>default_parameters</code>	Returns the default parameters for this component.
<code>describe</code>	Describe a component and its parameters.
<code>feature_importance</code>	Feature importance for Vowpal Wabbit classifiers. This is not implemented.
<code>fit</code>	Fits estimator to data.
<code>get_prediction_intervals</code>	Find the prediction intervals using the fitted regressor.
<code>load</code>	Loads component at file path.
<code>needs_fitting</code>	Returns boolean determining if component needs fitting before calling predict, predict_proba, transform, or feature_importances.
<code>parameters</code>	Returns the parameters which were used to initialize the component.
<code>predict</code>	Make predictions using selected features.
<code>predict_proba</code>	Make probability estimates for labels.
<code>save</code>	Saves component at file path.
<code>update_parameters</code>	Updates the parameter dictionary of the component.

**clone(self)**

Constructs a new component with the same parameters and random state.

**Returns** A new instance of this component with identical parameters and random state.

**default\_parameters(cls)**

Returns the default parameters for this component.

Our convention is that `Component.default_parameters == Component().parameters`.

**Returns** Default parameters for this component.

**Return type** dict

**describe(self, print\_name=False, return\_dict=False)**

Describe a component and its parameters.

**Parameters**

- **print\_name** (*bool, optional*) – whether to print name of component
- **return\_dict** (*bool, optional*) – whether to return description as dictionary in the format {"name": name, "parameters": parameters}

**Returns** Returns dictionary if return\_dict is True, else None.

**Return type** None or dict

**property feature\_importance(self)**

Feature importance for Vowpal Wabbit classifiers. This is not implemented.

**fit(self, X: pandas.DataFrame, y: Optional[pandas.Series] = None)**

Fits estimator to data.

**Parameters**

- **X** (*pd.DataFrame*) – The input training data of shape [n\_samples, n\_features].
- **y** (*pd.Series, optional*) – The target training data of length [n\_samples].

**Returns** self

**get\_prediction\_intervals**(*self*, *X*: *pandas.DataFrame*, *y*: *Optional[pandas.Series] = None*, *coverage*: *List[float] = None*, *predictions*: *pandas.Series = None*) → Dict[str, *pandas.Series*]

Find the prediction intervals using the fitted regressor.

This function takes the predictions of the fitted estimator and calculates the rolling standard deviation across all predictions using a window size of 5. The lower and upper predictions are determined by taking the percent point (quantile) function of the lower tail probability at each bound multiplied by the rolling standard deviation.

#### Parameters

- **X** (*pd.DataFrame*) – Data of shape [n\_samples, n\_features].
- **y** (*pd.Series*) – Target data. Ignored.
- **coverage** (*list[float]*) – A list of floats between the values 0 and 1 that the upper and lower bounds of the prediction interval should be calculated for.
- **predictions** (*pd.Series*) – Optional list of predictions to use. If None, will generate predictions using *X*.

**Returns** Prediction intervals, keys are in the format {coverage}\_lower or {coverage}\_upper.

**Return type** dict

**Raises** **MethodPropertyNotFoundError** – If the estimator does not support Time Series Regression as a problem type.

**static load**(*file\_path*)

Loads component at file path.

**Parameters** **file\_path** (*str*) – Location to load file.

**Returns** ComponentBase object

**needs\_fitting**(*self*)

Returns boolean determining if component needs fitting before calling predict, predict\_proba, transform, or feature\_importances.

This can be overridden to False for components that do not need to be fit or whose fit methods do nothing.

**Returns** True.

**property parameters**(*self*)

Returns the parameters which were used to initialize the component.

**predict**(*self*, *X*: *pandas.DataFrame*) → *pandas.Series*

Make predictions using selected features.

**Parameters** **X** (*pd.DataFrame*) – Data of shape [n\_samples, n\_features].

**Returns** Predicted values.

**Return type** *pd.Series*

**Raises** **MethodPropertyNotFoundError** – If estimator does not have a predict method or a component\_obj that implements predict.

**predict\_proba**(*self*, *X*: *pandas.DataFrame*) → *pandas.Series*

Make probability estimates for labels.

**Parameters** *X* (*pd.DataFrame*) – Features.

**Returns** Probability estimates.

**Return type** *pd.Series*

**Raises** **MethodPropertyNotFoundError** – If estimator does not have a `predict_proba` method or a `component_obj` that implements `predict_proba`.

**save**(*self*, *file\_path*, *pickle\_protocol=cloudpickle.DEFAULT\_PROTOCOL*)

Saves component at file path.

**Parameters**

- **file\_path** (*str*) – Location to save file.
- **pickle\_protocol** (*int*) – The pickle data stream format.

**update\_parameters**(*self*, *update\_dict*, *reset\_fit=True*)

Updates the parameter dictionary of the component.

**Parameters**

- **update\_dict** (*dict*) – A dict of parameters to update.
- **reset\_fit** (*bool*, *optional*) – If True, will set `_is_fitted` to False.

**class** `evalml.pipelines.components.estimators.classifiers.vowpal_wabbit_classifiers.VowpalWabbitMulticla`

Vowpal Wabbit Multiclass Classifier.

**Parameters**

- **loss\_function** (*str*) – Specifies the loss function to use. One of {“squared”, “classic”, “hinge”, “logistic”, “quantile”}. Defaults to “logistic”.
- **learning\_rate** (*float*) – Boosting learning rate. Defaults to 0.5.
- **decay\_learning\_rate** (*float*) – Decay factor for learning\_rate. Defaults to 1.0.
- **power\_t** (*float*) – Power on learning rate decay. Defaults to 0.5.
- **random\_seed** (*int*) – Seed for the random number generator. Defaults to 0.

**Attributes**

<b>hyper-parameter_ranges</b>	None
<b>is_multiseries</b>	False
<b>model_family</b>	ModelFamily.VOWPAL_WABBIT
<b>modifies_features</b>	True
<b>modifies_target</b>	False
<b>name</b>	Vowpal Wabbit Multiclass Classifier
<b>supported_problem_types</b>	[ ProblemTypes.MULTICLASS, ProblemTypes.TIME_SERIES_MULTICLASS,]
<b>training_only</b>	False

## Methods

<i>clone</i>	Constructs a new component with the same parameters and random state.
<i>default_parameters</i>	Returns the default parameters for this component.
<i>describe</i>	Describe a component and its parameters.
<i>feature_importance</i>	Feature importance for Vowpal Wabbit classifiers. This is not implemented.
<i>fit</i>	Fits estimator to data.
<i>get_prediction_intervals</i>	Find the prediction intervals using the fitted regressor.
<i>load</i>	Loads component at file path.
<i>needs_fitting</i>	Returns boolean determining if component needs fitting before calling predict, predict_proba, transform, or feature_importances.
<i>parameters</i>	Returns the parameters which were used to initialize the component.
<i>predict</i>	Make predictions using selected features.
<i>predict_proba</i>	Make probability estimates for labels.
<i>save</i>	Saves component at file path.
<i>update_parameters</i>	Updates the parameter dictionary of the component.

### **clone**(*self*)

Constructs a new component with the same parameters and random state.

**Returns** A new instance of this component with identical parameters and random state.

### **default\_parameters**(*cls*)

Returns the default parameters for this component.

Our convention is that `Component.default_parameters == Component().parameters`.

**Returns** Default parameters for this component.

**Return type** dict

### **describe**(*self*, *print\_name=False*, *return\_dict=False*)

Describe a component and its parameters.

**Parameters**

- **print\_name** (*bool, optional*) – whether to print name of component
- **return\_dict** (*bool, optional*) – whether to return description as dictionary in the format {"name": name, "parameters": parameters}

**Returns** Returns dictionary if return\_dict is True, else None.

**Return type** None or dict

**property feature\_importance**(*self*)

Feature importance for Vowpal Wabbit classifiers. This is not implemented.

**fit**(*self, X: pandas.DataFrame, y: Optional[pandas.Series] = None*)

Fits estimator to data.

**Parameters**

- **X** (*pd.DataFrame*) – The input training data of shape [n\_samples, n\_features].
- **y** (*pd.Series, optional*) – The target training data of length [n\_samples].

**Returns** self

**get\_prediction\_intervals**(*self, X: pandas.DataFrame, y: Optional[pandas.Series] = None, coverage: List[float] = None, predictions: pandas.Series = None*) → Dict[str, pandas.Series]

Find the prediction intervals using the fitted regressor.

This function takes the predictions of the fitted estimator and calculates the rolling standard deviation across all predictions using a window size of 5. The lower and upper predictions are determined by taking the percent point (quantile) function of the lower tail probability at each bound multiplied by the rolling standard deviation.

**Parameters**

- **X** (*pd.DataFrame*) – Data of shape [n\_samples, n\_features].
- **y** (*pd.Series*) – Target data. Ignored.
- **coverage** (*list[float]*) – A list of floats between the values 0 and 1 that the upper and lower bounds of the prediction interval should be calculated for.
- **predictions** (*pd.Series*) – Optional list of predictions to use. If None, will generate predictions using X.

**Returns** Prediction intervals, keys are in the format {coverage}\_lower or {coverage}\_upper.

**Return type** dict

**Raises** **MethodPropertyNotFoundError** – If the estimator does not support Time Series Regression as a problem type.

**static load**(*file\_path*)

Loads component at file path.

**Parameters** **file\_path** (*str*) – Location to load file.

**Returns** ComponentBase object

**needs\_fitting**(*self*)

Returns boolean determining if component needs fitting before calling predict, predict\_proba, transform, or feature\_importances.

This can be overridden to False for components that do not need to be fit or whose fit methods do nothing.

**Returns** True.

**property parameters**(*self*)

Returns the parameters which were used to initialize the component.

**predict**(*self*, *X*: *pandas.DataFrame*) → *pandas.Series*

Make predictions using selected features.

**Parameters** *X* (*pd.DataFrame*) – Data of shape [n\_samples, n\_features].

**Returns** Predicted values.

**Return type** *pd.Series*

**Raises** **MethodPropertyNotFoundError** – If estimator does not have a predict method or a component\_obj that implements predict.

**predict\_proba**(*self*, *X*: *pandas.DataFrame*) → *pandas.Series*

Make probability estimates for labels.

**Parameters** *X* (*pd.DataFrame*) – Features.

**Returns** Probability estimates.

**Return type** *pd.Series*

**Raises** **MethodPropertyNotFoundError** – If estimator does not have a predict\_proba method or a component\_obj that implements predict\_proba.

**save**(*self*, *file\_path*, *pickle\_protocol*=*cloudpickle.DEFAULT\_PROTOCOL*)

Saves component at file path.

**Parameters**

- **file\_path** (*str*) – Location to save file.
- **pickle\_protocol** (*int*) – The pickle data stream format.

**update\_parameters**(*self*, *update\_dict*, *reset\_fit*=*True*)

Updates the parameter dictionary of the component.

**Parameters**

- **update\_dict** (*dict*) – A dict of parameters to update.
- **reset\_fit** (*bool*, *optional*) – If True, will set *\_is\_fitted* to False.

## xgboost\_classifier

XGBoost Classifier.

## Module Contents

## Classes Summary

---

*XGBoostClassifier*

---

XGBoost Classifier.

---



## Contents

```
class evalml.pipelines.components.estimators.classifiers.xgboost_classifier.XGBoostClassifier(eta=0.1,
max_depth=6,
min_child_weight=1,
n_estimators=100,
random_seed=0,
eval_metric='logloss',
n_jobs=12,
**kwargs)
```

XGBoost Classifier.

### Parameters

- **eta** (*float*) – Boosting learning rate. Defaults to 0.1.
- **max\_depth** (*int*) – Maximum tree depth for base learners. Defaults to 6.
- **min\_child\_weight** (*float*) – Minimum sum of instance weight (hessian) needed in a child. Defaults to 1.0
- **n\_estimators** (*int*) – Number of gradient boosted trees. Equivalent to number of boosting rounds. Defaults to 100.
- **random\_seed** (*int*) – Seed for the random number generator. Defaults to 0.
- **n\_jobs** (*int*) – Number of parallel threads used to run xgboost. Note that creating thread contention will significantly slow down the algorithm. Defaults to 12.

### Attributes

<b>hyper-parameter_ranges</b>	{ "eta": Real(0.000001, 1), "max_depth": Integer(1, 10), "min_child_weight": Real(1, 10), "n_estimators": Integer(1, 1000), }
<b>is_multiseries</b>	False
<b>model_family</b>	ModelFamily.XGBOOST
<b>modifies_features</b>	True
<b>modifies_target</b>	False
<b>name</b>	XGBoost Classifier
<b>SEED_MAX</b>	None
<b>SEED_MIN</b>	None
<b>supported_problem_types</b>	[ ProblemTypes.BINARY, ProblemTypes.MULTICLASS, ProblemTypes.TIME_SERIES_BINARY, ProblemTypes.TIME_SERIES_MULTICLASS, ]
<b>training_only</b>	False

### Methods

<code>clone</code>	Constructs a new component with the same parameters and random state.
<code>default_parameters</code>	Returns the default parameters for this component.
<code>describe</code>	Describe a component and its parameters.
<code>feature_importance</code>	Feature importance of fitted XGBoost classifier.
<code>fit</code>	Fits XGBoost classifier component to data.
<code>get_prediction_intervals</code>	Find the prediction intervals using the fitted regressor.
<code>load</code>	Loads component at file path.
<code>needs_fitting</code>	Returns boolean determining if component needs fitting before calling predict, predict_proba, transform, or feature_importances.
<code>parameters</code>	Returns the parameters which were used to initialize the component.
<code>predict</code>	Make predictions using the fitted XGBoost classifier.
<code>predict_proba</code>	Make predictions using the fitted CatBoost classifier.
<code>save</code>	Saves component at file path.
<code>update_parameters</code>	Updates the parameter dictionary of the component.

**clone(self)**

Constructs a new component with the same parameters and random state.

**Returns** A new instance of this component with identical parameters and random state.

**default\_parameters(cls)**

Returns the default parameters for this component.

Our convention is that `Component.default_parameters == Component().parameters`.

**Returns** Default parameters for this component.

**Return type** dict

**describe(self, print\_name=False, return\_dict=False)**

Describe a component and its parameters.

**Parameters**

- **print\_name** (*bool, optional*) – whether to print name of component
- **return\_dict** (*bool, optional*) – whether to return description as dictionary in the format {"name": name, "parameters": parameters}

**Returns** Returns dictionary if return\_dict is True, else None.

**Return type** None or dict

**property feature\_importance(self)**

Feature importance of fitted XGBoost classifier.

**fit(self, X, y=None)**

Fits XGBoost classifier component to data.

**Parameters**

- **X** (*pd.DataFrame*) – The input training data of shape [n\_samples, n\_features].
- **y** (*pd.Series*) – The target training data of length [n\_samples].

**Returns** self

**get\_prediction\_intervals**(*self*, *X*: *pandas.DataFrame*, *y*: *Optional[pandas.Series] = None*, *coverage*: *List[float] = None*, *predictions*: *pandas.Series = None*) → *Dict[str, pandas.Series]*

Find the prediction intervals using the fitted regressor.

This function takes the predictions of the fitted estimator and calculates the rolling standard deviation across all predictions using a window size of 5. The lower and upper predictions are determined by taking the percent point (quantile) function of the lower tail probability at each bound multiplied by the rolling standard deviation.

#### Parameters

- **X** (*pd.DataFrame*) – Data of shape [n\_samples, n\_features].
- **y** (*pd.Series*) – Target data. Ignored.
- **coverage** (*list[float]*) – A list of floats between the values 0 and 1 that the upper and lower bounds of the prediction interval should be calculated for.
- **predictions** (*pd.Series*) – Optional list of predictions to use. If None, will generate predictions using X.

**Returns** Prediction intervals, keys are in the format {coverage}\_lower or {coverage}\_upper.

**Return type** dict

**Raises** **MethodPropertyNotFoundError** – If the estimator does not support Time Series Regression as a problem type.

**static load**(*file\_path*)

Loads component at file path.

**Parameters** **file\_path** (*str*) – Location to load file.

**Returns** ComponentBase object

**needs\_fitting**(*self*)

Returns boolean determining if component needs fitting before calling predict, predict\_proba, transform, or feature\_importances.

This can be overridden to False for components that do not need to be fit or whose fit methods do nothing.

**Returns** True.

**property parameters**(*self*)

Returns the parameters which were used to initialize the component.

**predict**(*self*, *X*)

Make predictions using the fitted XGBoost classifier.

**Parameters** **X** (*pd.DataFrame*) – Data of shape [n\_samples, n\_features].

**Returns** Predicted values.

**Return type** *pd.DataFrame*

**predict\_proba**(*self*, *X*)

Make predictions using the fitted CatBoost classifier.

**Parameters** **X** (*pd.DataFrame*) – Data of shape [n\_samples, n\_features].

**Returns** Predicted values.

**Return type** *pd.DataFrame*

**save**(*self*, *file\_path*, *pickle\_protocol*=*cloudpickle.DEFAULT\_PROTOCOL*)

Saves component at file path.

**Parameters**

- **file\_path** (*str*) – Location to save file.
- **pickle\_protocol** (*int*) – The pickle data stream format.

**update\_parameters**(*self*, *update\_dict*, *reset\_fit*=*True*)

Updates the parameter dictionary of the component.

**Parameters**

- **update\_dict** (*dict*) – A dict of parameters to update.
- **reset\_fit** (*bool*, *optional*) – If True, will set *\_is\_fitted* to False.

## Package Contents

### Classes Summary

<a href="#"><i>BaselineClassifier</i></a>	Classifier that predicts using the specified strategy.
<a href="#"><i>CatBoostClassifier</i></a>	CatBoost Classifier, a classifier that uses gradient-boosting on decision trees. CatBoost is an open-source library and natively supports categorical features.
<a href="#"><i>DecisionTreeClassifier</i></a>	Decision Tree Classifier.
<a href="#"><i>ElasticNetClassifier</i></a>	Elastic Net Classifier. Uses Logistic Regression with elasticnet penalty as the base estimator.
<a href="#"><i>ExtraTreesClassifier</i></a>	Extra Trees Classifier.
<a href="#"><i>KNeighborsClassifier</i></a>	K-Nearest Neighbors Classifier.
<a href="#"><i>LightGBMClassifier</i></a>	LightGBM Classifier.
<a href="#"><i>LogisticRegressionClassifier</i></a>	Logistic Regression Classifier.
<a href="#"><i>RandomForestClassifier</i></a>	Random Forest Classifier.
<a href="#"><i>SVMClassifier</i></a>	Support Vector Machine Classifier.
<a href="#"><i>VowpalWabbitBinaryClassifier</i></a>	Vowpal Wabbit Binary Classifier.
<a href="#"><i>VowpalWabbitMulticlassClassifier</i></a>	Vowpal Wabbit Multiclass Classifier.
<a href="#"><i>XGBoostClassifier</i></a>	XGBoost Classifier.

### Contents

```
class evalml.pipelines.components.estimators.classifiers.BaselineClassifier(strategy='mode',
                                                                           random_seed=0,
                                                                           **kwargs)
```

Classifier that predicts using the specified strategy.

This is useful as a simple baseline classifier to compare with other classifiers.

**Parameters**

- **strategy** (*str*) – Method used to predict. Valid options are “mode”, “random” and “random\_weighted”. Defaults to “mode”.
- **random\_seed** (*int*) – Seed for the random number generator. Defaults to 0.

**Attributes**

<b>hyper-parameter_ranges</b>	{}
<b>is_multiseries</b>	False
<b>model_family</b>	ModelFamily.BASELINE
<b>modifies_features</b>	True
<b>modifies_target</b>	False
<b>name</b>	Baseline Classifier
<b>supported_problem_types</b>	[ProblemTypes.BINARY, ProblemTypes.MULTICLASS]
<b>training_only</b>	False

**Methods**

<i>classes_</i>	Returns class labels. Will return None before fitting.
<i>clone</i>	Constructs a new component with the same parameters and random state.
<i>default_parameters</i>	Returns the default parameters for this component.
<i>describe</i>	Describe a component and its parameters.
<i>feature_importance</i>	Returns importance associated with each feature. Since baseline classifiers do not use input features to calculate predictions, returns an array of zeroes.
<i>fit</i>	Fits baseline classifier component to data.
<i>get_prediction_intervals</i>	Find the prediction intervals using the fitted regressor.
<i>load</i>	Loads component at file path.
<i>needs_fitting</i>	Returns boolean determining if component needs fitting before calling predict, predict_proba, transform, or feature_importances.
<i>parameters</i>	Returns the parameters which were used to initialize the component.
<i>predict</i>	Make predictions using the baseline classification strategy.
<i>predict_proba</i>	Make prediction probabilities using the baseline classification strategy.
<i>save</i>	Saves component at file path.
<i>update_parameters</i>	Updates the parameter dictionary of the component.

**property classes\_(self)**

Returns class labels. Will return None before fitting.

**Returns** Class names

**Return type** list[str] or list(float)

**clone(self)**

Constructs a new component with the same parameters and random state.

**Returns** A new instance of this component with identical parameters and random state.

### **default\_parameters(*cls*)**

Returns the default parameters for this component.

Our convention is that `Component.default_parameters == Component().parameters`.

**Returns** Default parameters for this component.

**Return type** dict

### **describe(*self*, *print\_name=False*, *return\_dict=False*)**

Describe a component and its parameters.

#### **Parameters**

- **print\_name** (*bool*, *optional*) – whether to print name of component
- **return\_dict** (*bool*, *optional*) – whether to return description as dictionary in the format {"name": name, "parameters": parameters}

**Returns** Returns dictionary if `return_dict` is `True`, else `None`.

**Return type** None or dict

### **property feature\_importance(*self*)**

Returns importance associated with each feature. Since baseline classifiers do not use input features to calculate predictions, returns an array of zeroes.

**Returns** An array of zeroes

**Return type** `pd.Series`

### **fit(*self*, *X*, *y=None*)**

Fits baseline classifier component to data.

#### **Parameters**

- **X** (*pd.DataFrame*) – The input training data of shape `[n_samples, n_features]`.
- **y** (*pd.Series*) – The target training data of length `[n_samples]`.

**Returns** `self`

**Raises** **ValueError** – If `y` is `None`.

### **get\_prediction\_intervals(*self*, *X: pandas.DataFrame*, *y: Optional[pandas.Series] = None*, *coverage: List[float] = None*, *predictions: pandas.Series = None*) → Dict[str, pandas.Series]**

Find the prediction intervals using the fitted regressor.

This function takes the predictions of the fitted estimator and calculates the rolling standard deviation across all predictions using a window size of 5. The lower and upper predictions are determined by taking the percent point (quantile) function of the lower tail probability at each bound multiplied by the rolling standard deviation.

#### **Parameters**

- **X** (*pd.DataFrame*) – Data of shape `[n_samples, n_features]`.
- **y** (*pd.Series*) – Target data. Ignored.
- **coverage** (*list[float]*) – A list of floats between the values 0 and 1 that the upper and lower bounds of the prediction interval should be calculated for.
- **predictions** (*pd.Series*) – Optional list of predictions to use. If `None`, will generate predictions using `X`.

**Returns** Prediction intervals, keys are in the format {coverage}\_lower or {coverage}\_upper.

**Return type** dict

**Raises** **MethodPropertyNotFoundError** – If the estimator does not support Time Series Regression as a problem type.

**static load**(*file\_path*)

Loads component at file path.

**Parameters** **file\_path** (*str*) – Location to load file.

**Returns** ComponentBase object

**needs\_fitting**(*self*)

Returns boolean determining if component needs fitting before calling predict, predict\_proba, transform, or feature\_importances.

This can be overridden to False for components that do not need to be fit or whose fit methods do nothing.

**Returns** True.

**property parameters**(*self*)

Returns the parameters which were used to initialize the component.

**predict**(*self*, *X*)

Make predictions using the baseline classification strategy.

**Parameters** **X** (*pd.DataFrame*) – Data of shape [n\_samples, n\_features].

**Returns** Predicted values.

**Return type** pd.Series

**predict\_proba**(*self*, *X*)

Make prediction probabilities using the baseline classification strategy.

**Parameters** **X** (*pd.DataFrame*) – Data of shape [n\_samples, n\_features].

**Returns** Predicted probability values.

**Return type** pd.DataFrame

**save**(*self*, *file\_path*, *pickle\_protocol=cloudpickle.DEFAULT\_PROTOCOL*)

Saves component at file path.

**Parameters**

- **file\_path** (*str*) – Location to save file.
- **pickle\_protocol** (*int*) – The pickle data stream format.

**update\_parameters**(*self*, *update\_dict*, *reset\_fit=True*)

Updates the parameter dictionary of the component.

**Parameters**

- **update\_dict** (*dict*) – A dict of parameters to update.
- **reset\_fit** (*bool*, *optional*) – If True, will set *\_is\_fitted* to False.

```

class evalml.pipelines.components.estimators.classifiers.CatBoostClassifier(n_estimators=10,
                                                                           eta=0.03,
                                                                           max_depth=6,
                                                                           boot-
                                                                           strap_type=None,
                                                                           silent=True, al-
                                                                           low_writing_files=False,
                                                                           random_seed=0,
                                                                           n_jobs=- 1,
                                                                           **kwargs)

```

CatBoost Classifier, a classifier that uses gradient-boosting on decision trees. CatBoost is an open-source library and natively supports categorical features.

For more information, check out <https://catboost.ai/>

### Parameters

- ***n\_estimators*** (*float*) – The maximum number of trees to build. Defaults to 10.
- ***eta*** (*float*) – The learning rate. Defaults to 0.03.
- ***max\_depth*** (*int*) – The maximum tree depth for base learners. Defaults to 6.
- ***bootstrap\_type*** (*string*) – Defines the method for sampling the weights of objects. Available methods are ‘Bayesian’, ‘Bernoulli’, ‘MVS’. Defaults to None.
- ***silent*** (*boolean*) – Whether to use the “silent” logging mode. Defaults to True.
- ***allow\_writing\_files*** (*boolean*) – Whether to allow writing snapshot files while training. Defaults to False.
- ***n\_jobs*** (*int or None*) – Number of jobs to run in parallel. -1 uses all processes. Defaults to -1.
- ***random\_seed*** (*int*) – Seed for the random number generator. Defaults to 0.

### Attributes

<b>hyper-parameter_ranges</b>	{ “n_estimators”: Integer(4, 100), “eta”: Real(0.000001, 1), “max_depth”: Integer(4, 10), }
<b>is_multiseries</b>	False
<b>model_family</b>	ModelFamily.CATBOOST
<b>modifies_features</b>	True
<b>modifies_target</b>	False
<b>name</b>	CatBoost Classifier
<b>supported_problem_types</b>	[ ProblemTypes.BINARY, ProblemTypes.MULTICLASS, ProblemTypes.TIME_SERIES_BINARY, ProblemTypes.TIME_SERIES_MULTICLASS, ]
<b>training_only</b>	False

### Methods



<code>clone</code>	Constructs a new component with the same parameters and random state.
<code>default_parameters</code>	Returns the default parameters for this component.
<code>describe</code>	Describe a component and its parameters.
<code>feature_importance</code>	Feature importance of fitted CatBoost classifier.
<code>fit</code>	Fits CatBoost classifier component to data.
<code>get_prediction_intervals</code>	Find the prediction intervals using the fitted regressor.
<code>load</code>	Loads component at file path.
<code>needs_fitting</code>	Returns boolean determining if component needs fitting before calling predict, predict_proba, transform, or feature_importances.
<code>parameters</code>	Returns the parameters which were used to initialize the component.
<code>predict</code>	Make predictions using the fitted CatBoost classifier.
<code>predict_proba</code>	Make prediction probabilities using the fitted CatBoost classifier.
<code>save</code>	Saves component at file path.
<code>update_parameters</code>	Updates the parameter dictionary of the component.

**clone(self)**

Constructs a new component with the same parameters and random state.

**Returns** A new instance of this component with identical parameters and random state.

**default\_parameters(cls)**

Returns the default parameters for this component.

Our convention is that `Component.default_parameters == Component().parameters`.

**Returns** Default parameters for this component.

**Return type** dict

**describe(self, print\_name=False, return\_dict=False)**

Describe a component and its parameters.

**Parameters**

- **print\_name** (*bool, optional*) – whether to print name of component
- **return\_dict** (*bool, optional*) – whether to return description as dictionary in the format {"name": name, "parameters": parameters}

**Returns** Returns dictionary if return\_dict is True, else None.

**Return type** None or dict

**property feature\_importance(self)**

Feature importance of fitted CatBoost classifier.

**fit(self, X, y=None)**

Fits CatBoost classifier component to data.

**Parameters**

- **X** (*pd.DataFrame*) – The input training data of shape [n\_samples, n\_features].
- **y** (*pd.Series*) – The target training data of length [n\_samples].

**Returns** self

**get\_prediction\_intervals**(*self*, *X*: pandas.DataFrame, *y*: Optional[pandas.Series] = None, *coverage*: List[float] = None, *predictions*: pandas.Series = None) → Dict[str, pandas.Series]

Find the prediction intervals using the fitted regressor.

This function takes the predictions of the fitted estimator and calculates the rolling standard deviation across all predictions using a window size of 5. The lower and upper predictions are determined by taking the percent point (quantile) function of the lower tail probability at each bound multiplied by the rolling standard deviation.

#### Parameters

- **X** (*pd.DataFrame*) – Data of shape [n\_samples, n\_features].
- **y** (*pd.Series*) – Target data. Ignored.
- **coverage** (*list[float]*) – A list of floats between the values 0 and 1 that the upper and lower bounds of the prediction interval should be calculated for.
- **predictions** (*pd.Series*) – Optional list of predictions to use. If None, will generate predictions using *X*.

**Returns** Prediction intervals, keys are in the format {coverage}\_lower or {coverage}\_upper.

**Return type** dict

**Raises** **MethodPropertyNotFoundError** – If the estimator does not support Time Series Regression as a problem type.

**static load**(*file\_path*)

Loads component at file path.

**Parameters** **file\_path** (*str*) – Location to load file.

**Returns** ComponentBase object

**needs\_fitting**(*self*)

Returns boolean determining if component needs fitting before calling predict, predict\_proba, transform, or feature\_importances.

This can be overridden to False for components that do not need to be fit or whose fit methods do nothing.

**Returns** True.

**property parameters**(*self*)

Returns the parameters which were used to initialize the component.

**predict**(*self*, *X*)

Make predictions using the fitted CatBoost classifier.

**Parameters** **X** (*pd.DataFrame*) – Data of shape [n\_samples, n\_features].

**Returns** Predicted values.

**Return type** pd.Series

**predict\_proba**(*self*, *X*)

Make prediction probabilities using the fitted CatBoost classifier.

**Parameters** **X** (*pd.DataFrame*) – Data of shape [n\_samples, n\_features].

**Returns** Predicted probability values.

**Return type** `pd.DataFrame`

**save**(*self*, *file\_path*, *pickle\_protocol=cloudpickle.DEFAULT\_PROTOCOL*)

Saves component at file path.

**Parameters**

- **file\_path** (*str*) – Location to save file.
- **pickle\_protocol** (*int*) – The pickle data stream format.

**update\_parameters**(*self*, *update\_dict*, *reset\_fit=True*)

Updates the parameter dictionary of the component.

**Parameters**

- **update\_dict** (*dict*) – A dict of parameters to update.
- **reset\_fit** (*bool*, *optional*) – If True, will set *\_is\_fitted* to False.

```
class evalml.pipelines.components.estimators.classifiers.DecisionTreeClassifier(criterion='gini',
                                                                           max_features='sqrt',
                                                                           max_depth=6,
                                                                           min_samples_split=2,
                                                                           min_weight_fraction_leaf=0.0
                                                                           random_state=0,
                                                                           **kwargs)
```

Decision Tree Classifier.

**Parameters**

- **criterion** (*{ "gini", "entropy" }*) – The function to measure the quality of a split. Supported criteria are “gini” for the Gini impurity and “entropy” for the information gain. Defaults to “gini”.
- **max\_features** (*int, float or { "sqrt", "log2" }*) – The number of features to consider when looking for the best split:
  - If int, then consider max\_features features at each split.
  - If float, then max\_features is a fraction and int(max\_features \* n\_features) features are considered at each split.
  - If “sqrt”, then max\_features=sqrt(n\_features).
  - If “log2”, then max\_features=log2(n\_features).
  - If None, then max\_features = n\_features.

The search for a split does not stop until at least one valid partition of the node samples is found, even if it requires to effectively inspect more than max\_features features.

- **max\_depth** (*int*) – The maximum depth of the tree. Defaults to 6.
- **min\_samples\_split** (*int or float*) – The minimum number of samples required to split an internal node:
  - If int, then consider min\_samples\_split as the minimum number.
  - If float, then min\_samples\_split is a fraction and ceil(min\_samples\_split \* n\_samples) are the minimum number of samples for each split.

Defaults to 2.

- **min\_weight\_fraction\_leaf** (*float*) – The minimum weighted fraction of the sum total of weights (of all the input samples) required to be at a leaf node. Defaults to 0.0.
- **random\_seed** (*int*) – Seed for the random number generator. Defaults to 0.

#### Attributes

<b>hyper-parameter_ranges</b>	{ “criterion”: [“gini”, “entropy”], “max_features”: [“sqrt”, “log2”], “max_depth”: Integer(4, 10), }
<b>is_multiseries</b>	False
<b>model_family</b>	ModelFamily.DECISION_TREE
<b>modifies_features</b>	True
<b>modifies_target</b>	False
<b>name</b>	Decision Tree Classifier
<b>supported_problem_types</b>	[ ProblemTypes.BINARY, ProblemTypes.MULTICLASS, ProblemTypes.TIME_SERIES_BINARY, ProblemTypes.TIME_SERIES_MULTICLASS, ]
<b>training_only</b>	False

#### Methods

<i>clone</i>	Constructs a new component with the same parameters and random state.
<i>default_parameters</i>	Returns the default parameters for this component.
<i>describe</i>	Describe a component and its parameters.
<i>feature_importance</i>	Returns importance associated with each feature.
<i>fit</i>	Fits estimator to data.
<i>get_prediction_intervals</i>	Find the prediction intervals using the fitted regressor.
<i>load</i>	Loads component at file path.
<i>needs_fitting</i>	Returns boolean determining if component needs fitting before calling predict, predict_proba, transform, or feature_importances.
<i>parameters</i>	Returns the parameters which were used to initialize the component.
<i>predict</i>	Make predictions using selected features.
<i>predict_proba</i>	Make probability estimates for labels.
<i>save</i>	Saves component at file path.
<i>update_parameters</i>	Updates the parameter dictionary of the component.

#### **clone**(*self*)

Constructs a new component with the same parameters and random state.

**Returns** A new instance of this component with identical parameters and random state.

#### **default\_parameters**(*cls*)

Returns the default parameters for this component.

Our convention is that `Component.default_parameters == Component().parameters`.

**Returns** Default parameters for this component.

**Return type** dict

**describe**(*self*, *print\_name=False*, *return\_dict=False*)

Describe a component and its parameters.

**Parameters**

- **print\_name** (*bool*, *optional*) – whether to print name of component
- **return\_dict** (*bool*, *optional*) – whether to return description as dictionary in the format {"name": name, "parameters": parameters}

**Returns** Returns dictionary if return\_dict is True, else None.

**Return type** None or dict

**property feature\_importance**(*self*) → pandas.Series

Returns importance associated with each feature.

**Returns** Importance associated with each feature.

**Return type** np.ndarray

**Raises MethodPropertyNotFoundError** – If estimator does not have a feature\_importance method or a component\_obj that implements feature\_importance.

**fit**(*self*, *X: pandas.DataFrame*, *y: Optional[pandas.Series] = None*)

Fits estimator to data.

**Parameters**

- **X** (*pd.DataFrame*) – The input training data of shape [n\_samples, n\_features].
- **y** (*pd.Series*, *optional*) – The target training data of length [n\_samples].

**Returns** self

**get\_prediction\_intervals**(*self*, *X: pandas.DataFrame*, *y: Optional[pandas.Series] = None*, *coverage: List[float] = None*, *predictions: pandas.Series = None*) → Dict[str, pandas.Series]

Find the prediction intervals using the fitted regressor.

This function takes the predictions of the fitted estimator and calculates the rolling standard deviation across all predictions using a window size of 5. The lower and upper predictions are determined by taking the percent point (quantile) function of the lower tail probability at each bound multiplied by the rolling standard deviation.

**Parameters**

- **X** (*pd.DataFrame*) – Data of shape [n\_samples, n\_features].
- **y** (*pd.Series*) – Target data. Ignored.
- **coverage** (*list[float]*) – A list of floats between the values 0 and 1 that the upper and lower bounds of the prediction interval should be calculated for.
- **predictions** (*pd.Series*) – Optional list of predictions to use. If None, will generate predictions using X.

**Returns** Prediction intervals, keys are in the format {coverage}\_lower or {coverage}\_upper.

**Return type** dict

**Raises MethodPropertyNotFoundError** – If the estimator does not support Time Series Regression as a problem type.

**static load**(*file\_path*)

Loads component at file path.

**Parameters** **file\_path** (*str*) – Location to load file.

**Returns** ComponentBase object

**needs\_fitting**(*self*)

Returns boolean determining if component needs fitting before calling predict, predict\_proba, transform, or feature\_importances.

This can be overridden to False for components that do not need to be fit or whose fit methods do nothing.

**Returns** True.

**property parameters**(*self*)

Returns the parameters which were used to initialize the component.

**predict**(*self*, *X*: *pandas.DataFrame*) → *pandas.Series*

Make predictions using selected features.

**Parameters** **X** (*pd.DataFrame*) – Data of shape [n\_samples, n\_features].

**Returns** Predicted values.

**Return type** *pd.Series*

**Raises** **MethodPropertyNotFoundError** – If estimator does not have a predict method or a component\_obj that implements predict.

**predict\_proba**(*self*, *X*: *pandas.DataFrame*) → *pandas.Series*

Make probability estimates for labels.

**Parameters** **X** (*pd.DataFrame*) – Features.

**Returns** Probability estimates.

**Return type** *pd.Series*

**Raises** **MethodPropertyNotFoundError** – If estimator does not have a predict\_proba method or a component\_obj that implements predict\_proba.

**save**(*self*, *file\_path*, *pickle\_protocol*=*cloudpickle.DEFAULT\_PROTOCOL*)

Saves component at file path.

**Parameters**

- **file\_path** (*str*) – Location to save file.
- **pickle\_protocol** (*int*) – The pickle data stream format.

**update\_parameters**(*self*, *update\_dict*, *reset\_fit*=*True*)

Updates the parameter dictionary of the component.

**Parameters**

- **update\_dict** (*dict*) – A dict of parameters to update.
- **reset\_fit** (*bool*, *optional*) – If True, will set *\_is\_fitted* to False.

```
class evalml.pipelines.components.estimators.classifiers.ElasticNetClassifier(penalty='elasticnet',
                                                                              C=1.0,
                                                                              l1_ratio=0.15,
                                                                              multi_class='auto',
                                                                              solver='saga',
                                                                              n_jobs=-1,
                                                                              random_seed=0,
                                                                              **kwargs)
```

Elastic Net Classifier. Uses Logistic Regression with elasticnet penalty as the base estimator.

#### Parameters

- **penalty** (`{"l1", "l2", "elasticnet", "none"}`) – The norm used in penalization. Defaults to “elasticnet”.
- **C** (*float*) – Inverse of regularization strength. Must be a positive float. Defaults to 1.0.
- **l1\_ratio** (*float*) – The mixing parameter, with  $0 \leq \text{l1\_ratio} \leq 1$ . Only used if `penalty='elasticnet'`. Setting `l1_ratio=0` is equivalent to using `penalty='l2'`, while setting `l1_ratio=1` is equivalent to using `penalty='l1'`. For  $0 < \text{l1\_ratio} < 1$ , the penalty is a combination of L1 and L2. Defaults to 0.15.
- **multi\_class** (`{"auto", "ovr", "multinomial"}`) – If the option chosen is “ovr”, then a binary problem is fit for each label. For “multinomial” the loss minimised is the multinomial loss fit across the entire probability distribution, even when the data is binary. “multinomial” is unavailable when `solver='liblinear'`. “auto” selects “ovr” if the data is binary, or if `solver='liblinear'`, and otherwise selects “multinomial”. Defaults to “auto”.
  - “newton-cg”, “lbfgs”, “sag” and “saga” handle L2 or no penalty
  - “liblinear” and “saga” also handle L1 penalty
  - “saga” also supports “elasticnet” penalty
  - “liblinear” does not support setting `penalty='none'`
 Defaults to “saga”.
- **n\_jobs** (*int*) – Number of parallel threads used to run xgboost. Note that creating thread contention will significantly slow down the algorithm. Defaults to -1.
- **random\_seed** (*int*) – Seed for the random number generator. Defaults to 0.

#### Attributes

<b>hyper-parameter_ranges</b>	{ "C": Real(0.01, 10), "l1_ratio": Real(0, 1)}
<b>is_multiseries</b>	False
<b>model_family</b>	ModelFamily.LINEAR_MODEL
<b>modifies_features</b>	True
<b>modifies_target</b>	False
<b>name</b>	Elastic Net Classifier
<b>supported_problem_types</b>	[ ProblemTypes.BINARY, ProblemTypes.MULTICLASS, ProblemTypes.TIME_SERIES_BINARY, ProblemTypes.TIME_SERIES_MULTICLASS,]
<b>training_only</b>	False

## Methods

<i>clone</i>	Constructs a new component with the same parameters and random state.
<i>default_parameters</i>	Returns the default parameters for this component.
<i>describe</i>	Describe a component and its parameters.
<i>feature_importance</i>	Feature importance for fitted ElasticNet classifier.
<i>fit</i>	Fits ElasticNet classifier component to data.
<i>get_prediction_intervals</i>	Find the prediction intervals using the fitted regressor.
<i>load</i>	Loads component at file path.
<i>needs_fitting</i>	Returns boolean determining if component needs fitting before calling predict, predict_proba, transform, or feature_importances.
<i>parameters</i>	Returns the parameters which were used to initialize the component.
<i>predict</i>	Make predictions using selected features.
<i>predict_proba</i>	Make probability estimates for labels.
<i>save</i>	Saves component at file path.
<i>update_parameters</i>	Updates the parameter dictionary of the component.

### **clone**(*self*)

Constructs a new component with the same parameters and random state.

**Returns** A new instance of this component with identical parameters and random state.

### **default\_parameters**(*cls*)

Returns the default parameters for this component.

Our convention is that `Component.default_parameters == Component().parameters`.

**Returns** Default parameters for this component.

**Return type** dict

### **describe**(*self*, *print\_name=False*, *return\_dict=False*)

Describe a component and its parameters.

**Parameters**



- **print\_name** (*bool, optional*) – whether to print name of component
- **return\_dict** (*bool, optional*) – whether to return description as dictionary in the format {"name": name, "parameters": parameters}

**Returns** Returns dictionary if return\_dict is True, else None.

**Return type** None or dict

**property feature\_importance**(*self*)

Feature importance for fitted ElasticNet classifier.

**fit**(*self, X, y*)

Fits ElasticNet classifier component to data.

**Parameters**

- **X** (*pd.DataFrame*) – The input training data of shape [n\_samples, n\_features].
- **y** (*pd.Series*) – The target training data of length [n\_samples].

**Returns** self

**get\_prediction\_intervals**(*self, X: pandas.DataFrame, y: Optional[pandas.Series] = None, coverage: List[float] = None, predictions: pandas.Series = None*) → Dict[str, pandas.Series]

Find the prediction intervals using the fitted regressor.

This function takes the predictions of the fitted estimator and calculates the rolling standard deviation across all predictions using a window size of 5. The lower and upper predictions are determined by taking the percent point (quantile) function of the lower tail probability at each bound multiplied by the rolling standard deviation.

**Parameters**

- **X** (*pd.DataFrame*) – Data of shape [n\_samples, n\_features].
- **y** (*pd.Series*) – Target data. Ignored.
- **coverage** (*list[float]*) – A list of floats between the values 0 and 1 that the upper and lower bounds of the prediction interval should be calculated for.
- **predictions** (*pd.Series*) – Optional list of predictions to use. If None, will generate predictions using X.

**Returns** Prediction intervals, keys are in the format {coverage}\_lower or {coverage}\_upper.

**Return type** dict

**Raises MethodPropertyNotFoundError** – If the estimator does not support Time Series Regression as a problem type.

**static load**(*file\_path*)

Loads component at file path.

**Parameters** **file\_path** (*str*) – Location to load file.

**Returns** ComponentBase object

**needs\_fitting**(*self*)

Returns boolean determining if component needs fitting before calling predict, predict\_proba, transform, or feature\_importances.

This can be overridden to False for components that do not need to be fit or whose fit methods do nothing.

**Returns** True.

**property parameters**(*self*)

Returns the parameters which were used to initialize the component.

**predict**(*self*, *X*: *pandas.DataFrame*) → *pandas.Series*

Make predictions using selected features.

**Parameters** *X* (*pd.DataFrame*) – Data of shape [n\_samples, n\_features].

**Returns** Predicted values.

**Return type** *pd.Series*

**Raises** **MethodPropertyNotFoundError** – If estimator does not have a predict method or a component\_obj that implements predict.

**predict\_proba**(*self*, *X*: *pandas.DataFrame*) → *pandas.Series*

Make probability estimates for labels.

**Parameters** *X* (*pd.DataFrame*) – Features.

**Returns** Probability estimates.

**Return type** *pd.Series*

**Raises** **MethodPropertyNotFoundError** – If estimator does not have a predict\_proba method or a component\_obj that implements predict\_proba.

**save**(*self*, *file\_path*, *pickle\_protocol*=*cloudpickle.DEFAULT\_PROTOCOL*)

Saves component at file path.

**Parameters**

- **file\_path** (*str*) – Location to save file.
- **pickle\_protocol** (*int*) – The pickle data stream format.

**update\_parameters**(*self*, *update\_dict*, *reset\_fit*=*True*)

Updates the parameter dictionary of the component.

**Parameters**

- **update\_dict** (*dict*) – A dict of parameters to update.
- **reset\_fit** (*bool*, *optional*) – If True, will set *\_is\_fitted* to False.

```
class evalml.pipelines.components.estimators.classifiers.ExtraTreesClassifier(n_estimators=100,  
                                                                              max_features='sqrt',  
                                                                              max_depth=6,  
                                                                              min_samples_split=2,  
                                                                              min_weight_fraction_leaf=0.0,  
                                                                              n_jobs=-1,  
                                                                              ran-  
                                                                              dom_seed=0,  
                                                                              **kwargs)
```

Extra Trees Classifier.

**Parameters**

- **n\_estimators** (*float*) – The number of trees in the forest. Defaults to 100.
- **max\_features** (*int*, *float* or {"sqrt", "log2"}) – The number of features to consider when looking for the best split:

- If int, then consider max\_features features at each split.
- If float, then max\_features is a fraction and  $\text{int}(\text{max\_features} * \text{n\_features})$  features are considered at each split.
- If “sqrt”, then  $\text{max\_features} = \text{sqrt}(\text{n\_features})$ .
- If “log2”, then  $\text{max\_features} = \text{log2}(\text{n\_features})$ .
- If None, then  $\text{max\_features} = \text{n\_features}$ .

The search for a split does not stop until at least one valid partition of the node samples is found, even if it requires to effectively inspect more than max\_features features.

- **max\_depth** (*int*) – The maximum depth of the tree. Defaults to 6.
- **min\_samples\_split** (*int or float*) – The minimum number of samples required to split an internal node:
  - If int, then consider min\_samples\_split as the minimum number.
  - If float, then min\_samples\_split is a fraction and  $\text{ceil}(\text{min\_samples\_split} * \text{n\_samples})$  are the minimum number of samples for each split.
- **2. (Defaults to)** –
- **min\_weight\_fraction\_leaf** (*float*) – The minimum weighted fraction of the sum total of weights (of all the input samples) required to be at a leaf node. Defaults to 0.0.
- **n\_jobs** (*int or None*) – Number of jobs to run in parallel. -1 uses all processes. Defaults to -1.
- **random\_seed** (*int*) – Seed for the random number generator. Defaults to 0.

#### Attributes

<b>hyper-parameter_ranges</b>	{ “n_estimators”: Integer(10, 1000), “max_features”: [“sqrt”, “log2”], “max_depth”: Integer(4, 10), }
<b>is_multiseries</b>	False
<b>model_family</b>	ModelFamily.EXTRA_TREES
<b>modifies_features</b>	True
<b>modifies_target</b>	False
<b>name</b>	Extra Trees Classifier
<b>supported_problem_types</b>	[ ProblemTypes.BINARY, ProblemTypes.MULTICLASS, ProblemTypes.TIME_SERIES_BINARY, ProblemTypes.TIME_SERIES_MULTICLASS, ]
<b>training_only</b>	False

#### Methods

<code>clone</code>	Constructs a new component with the same parameters and random state.
<code>default_parameters</code>	Returns the default parameters for this component.
<code>describe</code>	Describe a component and its parameters.
<code>feature_importance</code>	Returns importance associated with each feature.
<code>fit</code>	Fits estimator to data.
<code>get_prediction_intervals</code>	Find the prediction intervals using the fitted regressor.
<code>load</code>	Loads component at file path.
<code>needs_fitting</code>	Returns boolean determining if component needs fitting before calling predict, predict_proba, transform, or feature_importances.
<code>parameters</code>	Returns the parameters which were used to initialize the component.
<code>predict</code>	Make predictions using selected features.
<code>predict_proba</code>	Make probability estimates for labels.
<code>save</code>	Saves component at file path.
<code>update_parameters</code>	Updates the parameter dictionary of the component.

**clone**(*self*)

Constructs a new component with the same parameters and random state.

**Returns** A new instance of this component with identical parameters and random state.

**default\_parameters**(*cls*)

Returns the default parameters for this component.

Our convention is that `Component.default_parameters == Component().parameters`.

**Returns** Default parameters for this component.

**Return type** dict

**describe**(*self*, *print\_name=False*, *return\_dict=False*)

Describe a component and its parameters.

**Parameters**

- **print\_name** (*bool*, *optional*) – whether to print name of component
- **return\_dict** (*bool*, *optional*) – whether to return description as dictionary in the format {"name": name, "parameters": parameters}

**Returns** Returns dictionary if `return_dict` is `True`, else `None`.

**Return type** None or dict

**property feature\_importance**(*self*) → pandas.Series

Returns importance associated with each feature.

**Returns** Importance associated with each feature.

**Return type** np.ndarray

**Raises** **MethodPropertyNotFoundError** – If estimator does not have a `feature_importance` method or a `component_obj` that implements `feature_importance`.

**fit**(*self*, *X: pandas.DataFrame*, *y: Optional[pandas.Series] = None*)

Fits estimator to data.

**Parameters**

- **X** (*pd.DataFrame*) – The input training data of shape [n\_samples, n\_features].
- **y** (*pd.Series*, *optional*) – The target training data of length [n\_samples].

**Returns** self

**get\_prediction\_intervals**(*self*, *X*: *pandas.DataFrame*, *y*: *Optional[pandas.Series] = None*, *coverage*: *List[float] = None*, *predictions*: *pandas.Series = None*) → Dict[str, *pandas.Series*]

Find the prediction intervals using the fitted regressor.

This function takes the predictions of the fitted estimator and calculates the rolling standard deviation across all predictions using a window size of 5. The lower and upper predictions are determined by taking the percent point (quantile) function of the lower tail probability at each bound multiplied by the rolling standard deviation.

**Parameters**

- **X** (*pd.DataFrame*) – Data of shape [n\_samples, n\_features].
- **y** (*pd.Series*) – Target data. Ignored.
- **coverage** (*list[float]*) – A list of floats between the values 0 and 1 that the upper and lower bounds of the prediction interval should be calculated for.
- **predictions** (*pd.Series*) – Optional list of predictions to use. If None, will generate predictions using X.

**Returns** Prediction intervals, keys are in the format {coverage}\_lower or {coverage}\_upper.**Return type** dict

**Raises** **MethodPropertyNotFoundError** – If the estimator does not support Time Series Regression as a problem type.

**static load**(*file\_path*)

Loads component at file path.

**Parameters** **file\_path** (*str*) – Location to load file.

**Returns** ComponentBase object

**needs\_fitting**(*self*)

Returns boolean determining if component needs fitting before calling predict, predict\_proba, transform, or feature\_importances.

This can be overridden to False for components that do not need to be fit or whose fit methods do nothing.

**Returns** True.

**property parameters**(*self*)

Returns the parameters which were used to initialize the component.

**predict**(*self*, *X*: *pandas.DataFrame*) → *pandas.Series*

Make predictions using selected features.

**Parameters** **X** (*pd.DataFrame*) – Data of shape [n\_samples, n\_features].

**Returns** Predicted values.**Return type** *pd.Series*

**Raises `MethodPropertyNotFoundError`** – If estimator does not have a predict method or a `component_obj` that implements predict.

**`predict_proba(self, X: pandas.DataFrame) → pandas.Series`**

Make probability estimates for labels.

**Parameters** **`X`** (*pd.DataFrame*) – Features.

**Returns** Probability estimates.

**Return type** *pd.Series*

**Raises `MethodPropertyNotFoundError`** – If estimator does not have a `predict_proba` method or a `component_obj` that implements `predict_proba`.

**`save(self, file_path, pickle_protocol=cloudpickle.DEFAULT_PROTOCOL)`**

Saves component at file path.

**Parameters**

- **`file_path`** (*str*) – Location to save file.
- **`pickle_protocol`** (*int*) – The pickle data stream format.

**`update_parameters(self, update_dict, reset_fit=True)`**

Updates the parameter dictionary of the component.

**Parameters**

- **`update_dict`** (*dict*) – A dict of parameters to update.
- **`reset_fit`** (*bool, optional*) – If True, will set `_is_fitted` to False.

```
class evalml.pipelines.components.estimators.classifiers.KNeighborsClassifier(n_neighbors=5,  
                                                                           weights='uniform',  
                                                                           algo-  
                                                                           rithm='auto',  
                                                                           leaf_size=30,  
                                                                           p=2, ran-  
                                                                           dom_seed=0,  
                                                                           **kwargs)
```

K-Nearest Neighbors Classifier.

**Parameters**

- **`n_neighbors`** (*int*) – Number of neighbors to use by default. Defaults to 5.
- **`weights`** (*{‘uniform’, ‘distance’} or callable*) – Weight function used in prediction. Can be:
  - ‘uniform’ : uniform weights. All points in each neighborhood are weighted equally.
  - ‘distance’ : weight points by the inverse of their distance. in this case, closer neighbors of a query point will have a greater influence than neighbors which are further away.
  - [callable] : a user-defined function which accepts an array of distances, and returns an array of the same shape containing the weights.Defaults to “uniform”.
- **`algorithm`** (*{‘auto’, ‘ball\_tree’, ‘kd\_tree’, ‘brute’}*) – Algorithm used to compute the nearest neighbors:
  - ‘ball\_tree’ will use `BallTree`

- ‘kd\_tree’ will use KDTree
- ‘brute’ will use a brute-force search.

‘auto’ will attempt to decide the most appropriate algorithm based on the values passed to fit method. Defaults to “auto”. Note: fitting on sparse input will override the setting of this parameter, using brute force.

- **leaf\_size** (*int*) – Leaf size passed to BallTree or KDTree. This can affect the speed of the construction and query, as well as the memory required to store the tree. The optimal value depends on the nature of the problem. Defaults to 30.
- **p** (*int*) – Power parameter for the Minkowski metric. When  $p = 1$ , this is equivalent to using `manhattan_distance` (l1), and `euclidean_distance` (l2) for  $p = 2$ . For arbitrary  $p$ , `minkowski_distance (l_p)` is used. Defaults to 2.
- **random\_seed** (*int*) – Seed for the random number generator. Defaults to 0.

#### Attributes

<b>hyper-parameter_ranges</b>	{ “n_neighbors”: Integer(2, 12), “weights”: [“uniform”, “distance”], “algorithm”: [“auto”, “ball_tree”, “kd_tree”, “brute”], “leaf_size”: Integer(10, 30), “p”: Integer(1, 5), }
<b>is_multiseries</b>	False
<b>model_family</b>	ModelFamily.K_NEIGHBORS
<b>modifies_features</b>	True
<b>modifies_target</b>	False
<b>name</b>	KNN Classifier
<b>supported_problem_types</b>	[ ProblemTypes.BINARY, ProblemTypes.MULTICLASS, ProblemTypes.TIME_SERIES_BINARY, ProblemTypes.TIME_SERIES_MULTICLASS, ]
<b>training_only</b>	False

#### Methods

<code>clone</code>	Constructs a new component with the same parameters and random state.
<code>default_parameters</code>	Returns the default parameters for this component.
<code>describe</code>	Describe a component and its parameters.
<code>feature_importance</code>	Returns array of 0's matching the input number of features as <code>feature_importance</code> is not defined for KNN classifiers.
<code>fit</code>	Fits estimator to data.
<code>get_prediction_intervals</code>	Find the prediction intervals using the fitted regressor.
<code>load</code>	Loads component at file path.
<code>needs_fitting</code>	Returns boolean determining if component needs fitting before calling <code>predict</code> , <code>predict_proba</code> , <code>transform</code> , or <code>feature_importances</code> .
<code>parameters</code>	Returns the parameters which were used to initialize the component.
<code>predict</code>	Make predictions using selected features.
<code>predict_proba</code>	Make probability estimates for labels.
<code>save</code>	Saves component at file path.
<code>update_parameters</code>	Updates the parameter dictionary of the component.

**clone**(*self*)

Constructs a new component with the same parameters and random state.

**Returns** A new instance of this component with identical parameters and random state.

**default\_parameters**(*cls*)

Returns the default parameters for this component.

Our convention is that `Component.default_parameters == Component().parameters`.

**Returns** Default parameters for this component.

**Return type** dict

**describe**(*self*, *print\_name=False*, *return\_dict=False*)

Describe a component and its parameters.

**Parameters**

- **print\_name** (*bool*, *optional*) – whether to print name of component
- **return\_dict** (*bool*, *optional*) – whether to return description as dictionary in the format {"name": name, "parameters": parameters}

**Returns** Returns dictionary if `return_dict` is True, else None.

**Return type** None or dict

**property feature\_importance**(*self*)

Returns array of 0's matching the input number of features as `feature_importance` is not defined for KNN classifiers.

**fit**(*self*, *X: pandas.DataFrame*, *y: Optional[pandas.Series] = None*)

Fits estimator to data.

**Parameters**

- **X** (*pd.DataFrame*) – The input training data of shape [n\_samples, n\_features].



- **y** (*pd.Series*, *optional*) – The target training data of length [n\_samples].

**Returns** self

**get\_prediction\_intervals**(*self*, *X*: *pandas.DataFrame*, *y*: *Optional[pandas.Series] = None*, *coverage*: *List[float] = None*, *predictions*: *pandas.Series = None*) → Dict[str, *pandas.Series*]

Find the prediction intervals using the fitted regressor.

This function takes the predictions of the fitted estimator and calculates the rolling standard deviation across all predictions using a window size of 5. The lower and upper predictions are determined by taking the percent point (quantile) function of the lower tail probability at each bound multiplied by the rolling standard deviation.

**Parameters**

- **X** (*pd.DataFrame*) – Data of shape [n\_samples, n\_features].
- **y** (*pd.Series*) – Target data. Ignored.
- **coverage** (*list[float]*) – A list of floats between the values 0 and 1 that the upper and lower bounds of the prediction interval should be calculated for.
- **predictions** (*pd.Series*) – Optional list of predictions to use. If None, will generate predictions using X.

**Returns** Prediction intervals, keys are in the format {coverage}\_lower or {coverage}\_upper.

**Return type** dict

**Raises** **MethodPropertyNotFoundError** – If the estimator does not support Time Series Regression as a problem type.

**static load**(*file\_path*)

Loads component at file path.

**Parameters** **file\_path** (*str*) – Location to load file.

**Returns** ComponentBase object

**needs\_fitting**(*self*)

Returns boolean determining if component needs fitting before calling predict, predict\_proba, transform, or feature\_importances.

This can be overridden to False for components that do not need to be fit or whose fit methods do nothing.

**Returns** True.

**property parameters**(*self*)

Returns the parameters which were used to initialize the component.

**predict**(*self*, *X*: *pandas.DataFrame*) → *pandas.Series*

Make predictions using selected features.

**Parameters** **X** (*pd.DataFrame*) – Data of shape [n\_samples, n\_features].

**Returns** Predicted values.

**Return type** *pd.Series*

**predict\_proba**(*self*, *X*: *pandas.DataFrame*) → *pandas.Series*

Make probability estimates for labels.

**Parameters** **X** (*pd.DataFrame*) – Features.

**Returns** Probability estimates.

**Return type** `pd.Series`

**save**(*self*, *file\_path*, *pickle\_protocol*=`cloudpickle.DEFAULT_PROTOCOL`)

Saves component at file path.

**Parameters**

- **file\_path** (*str*) – Location to save file.
- **pickle\_protocol** (*int*) – The pickle data stream format.

**update\_parameters**(*self*, *update\_dict*, *reset\_fit*=`True`)

Updates the parameter dictionary of the component.

**Parameters**

- **update\_dict** (*dict*) – A dict of parameters to update.
- **reset\_fit** (*bool*, *optional*) – If True, will set `_is_fitted` to False.

```
class evalml.pipelines.components.estimators.classifiers.LightGBMClassifier(boosting_type='gbdt',
                                                                              learning_rate=0.1,
                                                                              n_estimators=100,
                                                                              max_depth=0,
                                                                              num_leaves=31,
                                                                              min_child_samples=20,
                                                                              bagging_fraction=0.9,
                                                                              bagging_freq=0,
                                                                              n_jobs=-1,
                                                                              random_seed=0,
                                                                              **kwargs)
```

LightGBM Classifier.

**Parameters**

- **boosting\_type** (*string*) – Type of boosting to use. Defaults to “gbdt”. - ‘gbdt’ uses traditional Gradient Boosting Decision Tree - “dart”, uses Dropouts meet Multiple Additive Regression Trees - “goss”, uses Gradient-based One-Side Sampling - “rf”, uses Random Forest
- **learning\_rate** (*float*) – Boosting learning rate. Defaults to 0.1.
- **n\_estimators** (*int*) – Number of boosted trees to fit. Defaults to 100.
- **max\_depth** (*int*) – Maximum tree depth for base learners, <=0 means no limit. Defaults to 0.
- **num\_leaves** (*int*) – Maximum tree leaves for base learners. Defaults to 31.
- **min\_child\_samples** (*int*) – Minimum number of data needed in a child (leaf). Defaults to 20.
- **bagging\_fraction** (*float*) – LightGBM will randomly select a subset of features on each iteration (tree) without resampling if this is smaller than 1.0. For example, if set to 0.8, LightGBM will select 80% of features before training each tree. This can be used to speed up training and deal with overfitting. Defaults to 0.9.

- **bagging\_freq** (*int*) – Frequency for bagging. 0 means bagging is disabled. k means perform bagging at every k iteration. Every k-th iteration, LightGBM will randomly select `bagging_fraction * 100 %` of the data to use for the next k iterations. Defaults to 0.
- **n\_jobs** (*int or None*) – Number of threads to run in parallel. -1 uses all threads. Defaults to -1.
- **random\_seed** (*int*) – Seed for the random number generator. Defaults to 0.

#### Attributes

<b>hyper-parameter_ranges</b>	{ "learning_rate": Real(0.000001, 1), "boosting_type": ["gbdt", "dart", "goss", "rf"], "n_estimators": Integer(10, 100), "max_depth": Integer(0, 10), "num_leaves": Integer(2, 100), "min_child_samples": Integer(1, 100), "bagging_fraction": Real(0.000001, 1), "bagging_freq": Integer(0, 1), }
<b>is_multiseries</b>	False
<b>model_family</b>	ModelFamily.LIGHTGBM
<b>modifies_features</b>	True
<b>modifies_target</b>	False
<b>name</b>	LightGBM Classifier
<b>SEED_MAX</b>	SEED_BOUNDS.max_bound
<b>SEED_MIN</b>	0
<b>supported_problem_types</b>	[ ProblemTypes.BINARY, ProblemTypes.MULTICLASS, ProblemTypes.TIME_SERIES_BINARY, ProblemTypes.TIME_SERIES_MULTICLASS, ]
<b>training_only</b>	False

#### Methods

<i>clone</i>	Constructs a new component with the same parameters and random state.
<i>default_parameters</i>	Returns the default parameters for this component.
<i>describe</i>	Describe a component and its parameters.
<i>feature_importance</i>	Returns importance associated with each feature.
<i>fit</i>	Fits LightGBM classifier component to data.
<i>get_prediction_intervals</i>	Find the prediction intervals using the fitted regressor.
<i>load</i>	Loads component at file path.
<i>needs_fitting</i>	Returns boolean determining if component needs fitting before calling predict, predict_proba, transform, or feature_importances.
<i>parameters</i>	Returns the parameters which were used to initialize the component.
<i>predict</i>	Make predictions using the fitted LightGBM classifier.
<i>predict_proba</i>	Make prediction probabilities using the fitted LightGBM classifier.
<i>save</i>	Saves component at file path.
<i>update_parameters</i>	Updates the parameter dictionary of the component.

#### **clone**(*self*)

Constructs a new component with the same parameters and random state.

**Returns** A new instance of this component with identical parameters and random state.

**default\_parameters**(*cls*)

Returns the default parameters for this component.

Our convention is that `Component.default_parameters == Component().parameters`.

**Returns** Default parameters for this component.

**Return type** dict

**describe**(*self*, *print\_name=False*, *return\_dict=False*)

Describe a component and its parameters.

**Parameters**

- **print\_name** (*bool*, *optional*) – whether to print name of component
- **return\_dict** (*bool*, *optional*) – whether to return description as dictionary in the format {"name": name, "parameters": parameters}

**Returns** Returns dictionary if `return_dict` is `True`, else `None`.

**Return type** None or dict

**property feature\_importance**(*self*) → pandas.Series

Returns importance associated with each feature.

**Returns** Importance associated with each feature.

**Return type** np.ndarray

**Raises MethodPropertyNotFoundError** – If estimator does not have a `feature_importance` method or a `component_obj` that implements `feature_importance`.

**fit**(*self*, *X*, *y=None*)

Fits LightGBM classifier component to data.

**Parameters**

- **X** (*pd.DataFrame*) – The input training data of shape `[n_samples, n_features]`.
- **y** (*pd.Series*) – The target training data of length `[n_samples]`.

**Returns** self

**get\_prediction\_intervals**(*self*, *X: pandas.DataFrame*, *y: Optional[pandas.Series] = None*, *coverage: List[float] = None*, *predictions: pandas.Series = None*) → Dict[str, pandas.Series]

Find the prediction intervals using the fitted regressor.

This function takes the predictions of the fitted estimator and calculates the rolling standard deviation across all predictions using a window size of 5. The lower and upper predictions are determined by taking the percent point (quantile) function of the lower tail probability at each bound multiplied by the rolling standard deviation.

**Parameters**

- **X** (*pd.DataFrame*) – Data of shape `[n_samples, n_features]`.
- **y** (*pd.Series*) – Target data. Ignored.
- **coverage** (*list[float]*) – A list of floats between the values 0 and 1 that the upper and lower bounds of the prediction interval should be calculated for.

- **predictions** (*pd.Series*) – Optional list of predictions to use. If None, will generate predictions using *X*.

**Returns** Prediction intervals, keys are in the format {coverage}\_lower or {coverage}\_upper.

**Return type** dict

**Raises** **MethodPropertyNotFoundError** – If the estimator does not support Time Series Regression as a problem type.

**static load**(*file\_path*)

Loads component at file path.

**Parameters** **file\_path** (*str*) – Location to load file.

**Returns** ComponentBase object

**needs\_fitting**(*self*)

Returns boolean determining if component needs fitting before calling predict, predict\_proba, transform, or feature\_importances.

This can be overridden to False for components that do not need to be fit or whose fit methods do nothing.

**Returns** True.

**property parameters**(*self*)

Returns the parameters which were used to initialize the component.

**predict**(*self*, *X*)

Make predictions using the fitted LightGBM classifier.

**Parameters** **X** (*pd.DataFrame*) – Data of shape [n\_samples, n\_features].

**Returns** Predicted values.

**Return type** pd.DataFrame

**predict\_proba**(*self*, *X*)

Make prediction probabilities using the fitted LightGBM classifier.

**Parameters** **X** (*pd.DataFrame*) – Data of shape [n\_samples, n\_features].

**Returns** Predicted probability values.

**Return type** pd.DataFrame

**save**(*self*, *file\_path*, *pickle\_protocol=cloudpickle.DEFAULT\_PROTOCOL*)

Saves component at file path.

**Parameters**

- **file\_path** (*str*) – Location to save file.
- **pickle\_protocol** (*int*) – The pickle data stream format.

**update\_parameters**(*self*, *update\_dict*, *reset\_fit=True*)

Updates the parameter dictionary of the component.

**Parameters**

- **update\_dict** (*dict*) – A dict of parameters to update.
- **reset\_fit** (*bool*, *optional*) – If True, will set *\_is\_fitted* to False.

```
class evalml.pipelines.components.estimators.classifiers.LogisticRegressionClassifier(penalty='l2',
                                                                                   C=1.0,
                                                                                   multi_class='auto',
                                                                                   solver='lbfgs',
                                                                                   n_jobs=-
                                                                                   1,
                                                                                   ran-
                                                                                   dom_seed=0,
                                                                                   **kwargs)
```

Logistic Regression Classifier.

### Parameters

- **penalty** (`{"l1", "l2", "elasticnet", "none"}`) – The norm used in penalization. Defaults to “l2”.
- **C** (*float*) – Inverse of regularization strength. Must be a positive float. Defaults to 1.0.
- **multi\_class** (`{"auto", "ovr", "multinomial"}`) – If the option chosen is “ovr”, then a binary problem is fit for each label. For “multinomial” the loss minimised is the multinomial loss fit across the entire probability distribution, even when the data is binary. “multinomial” is unavailable when `solver="liblinear"`. “auto” selects “ovr” if the data is binary, or if `solver="liblinear"`, and otherwise selects “multinomial”. Defaults to “auto”.
- **solver** (`{"newton-cg", "lbfgs", "liblinear", "sag", "saga"}`) – Algorithm to use in the optimization problem. For small datasets, “liblinear” is a good choice, whereas “sag” and “saga” are faster for large ones. For multiclass problems, only “newton-cg”, “sag”, “saga” and “lbfgs” handle multinomial loss; “liblinear” is limited to one-versus-rest schemes.
  - “newton-cg”, “lbfgs”, “sag” and “saga” handle L2 or no penalty
  - “liblinear” and “saga” also handle L1 penalty
  - “saga” also supports “elasticnet” penalty
  - “liblinear” does not support setting `penalty='none'`
 Defaults to “lbfgs”.
- **n\_jobs** (*int*) – Number of parallel threads used to run xgboost. Note that creating thread contention will significantly slow down the algorithm. Defaults to -1.
- **random\_seed** (*int*) – Seed for the random number generator. Defaults to 0.

### Attributes

<b>hyper-parameter_ranges</b>	{ “penalty”: [“l2”], “C”: Real(0.01, 10), }
<b>is_multiseries</b>	False
<b>model_family</b>	ModelFamily.LINEAR_MODEL
<b>modifies_features</b>	True
<b>modifies_target</b>	False
<b>name</b>	Logistic Regression Classifier
<b>supported_problem_types</b>	[ ProblemTypes.BINARY, ProblemTypes.MULTICLASS, ProblemTypes.TIME_SERIES_BINARY, ProblemTypes.TIME_SERIES_MULTICLASS, ]
<b>training_only</b>	False

**Methods**

<code>clone</code>	Constructs a new component with the same parameters and random state.
<code>default_parameters</code>	Returns the default parameters for this component.
<code>describe</code>	Describe a component and its parameters.
<code>feature_importance</code>	Feature importance for fitted logistic regression classifier.
<code>fit</code>	Fits estimator to data.
<code>get_prediction_intervals</code>	Find the prediction intervals using the fitted regressor.
<code>load</code>	Loads component at file path.
<code>needs_fitting</code>	Returns boolean determining if component needs fitting before calling predict, predict_proba, transform, or feature_importances.
<code>parameters</code>	Returns the parameters which were used to initialize the component.
<code>predict</code>	Make predictions using selected features.
<code>predict_proba</code>	Make probability estimates for labels.
<code>save</code>	Saves component at file path.
<code>update_parameters</code>	Updates the parameter dictionary of the component.

**clone(self)**

Constructs a new component with the same parameters and random state.

**Returns** A new instance of this component with identical parameters and random state.

**default\_parameters(cls)**

Returns the default parameters for this component.

Our convention is that `Component.default_parameters == Component().parameters`.

**Returns** Default parameters for this component.

**Return type** dict

**describe(self, print\_name=False, return\_dict=False)**

Describe a component and its parameters.

**Parameters**

- **print\_name** (*bool, optional*) – whether to print name of component
- **return\_dict** (*bool, optional*) – whether to return description as dictionary in the format {"name": name, "parameters": parameters}

**Returns** Returns dictionary if return\_dict is True, else None.

**Return type** None or dict

**property feature\_importance(self)**

Feature importance for fitted logistic regression classifier.

**fit(self, X: pandas.DataFrame, y: Optional[pandas.Series] = None)**

Fits estimator to data.

**Parameters**

- **X** (*pd.DataFrame*) – The input training data of shape [n\_samples, n\_features].

- **y** (*pd.Series*, *optional*) – The target training data of length [n\_samples].

**Returns** self

**get\_prediction\_intervals**(*self*, *X*: *pandas.DataFrame*, *y*: *Optional[pandas.Series] = None*, *coverage*: *List[float] = None*, *predictions*: *pandas.Series = None*) → Dict[str, *pandas.Series*]

Find the prediction intervals using the fitted regressor.

This function takes the predictions of the fitted estimator and calculates the rolling standard deviation across all predictions using a window size of 5. The lower and upper predictions are determined by taking the percent point (quantile) function of the lower tail probability at each bound multiplied by the rolling standard deviation.

**Parameters**

- **X** (*pd.DataFrame*) – Data of shape [n\_samples, n\_features].
- **y** (*pd.Series*) – Target data. Ignored.
- **coverage** (*list[float]*) – A list of floats between the values 0 and 1 that the upper and lower bounds of the prediction interval should be calculated for.
- **predictions** (*pd.Series*) – Optional list of predictions to use. If None, will generate predictions using X.

**Returns** Prediction intervals, keys are in the format {coverage}\_lower or {coverage}\_upper.

**Return type** dict

**Raises** **MethodPropertyNotFoundError** – If the estimator does not support Time Series Regression as a problem type.

**static load**(*file\_path*)

Loads component at file path.

**Parameters** **file\_path** (*str*) – Location to load file.

**Returns** ComponentBase object

**needs\_fitting**(*self*)

Returns boolean determining if component needs fitting before calling predict, predict\_proba, transform, or feature\_importances.

This can be overridden to False for components that do not need to be fit or whose fit methods do nothing.

**Returns** True.

**property parameters**(*self*)

Returns the parameters which were used to initialize the component.

**predict**(*self*, *X*: *pandas.DataFrame*) → *pandas.Series*

Make predictions using selected features.

**Parameters** **X** (*pd.DataFrame*) – Data of shape [n\_samples, n\_features].

**Returns** Predicted values.

**Return type** *pd.Series*

**Raises** **MethodPropertyNotFoundError** – If estimator does not have a predict method or a component\_obj that implements predict.



**predict\_proba**(*self*, *X*: *pandas.DataFrame*) → *pandas.Series*

Make probability estimates for labels.

**Parameters** *X* (*pd.DataFrame*) – Features.

**Returns** Probability estimates.

**Return type** *pd.Series*

**Raises** **MethodPropertyNotFoundError** – If estimator does not have a `predict_proba` method or a `component_obj` that implements `predict_proba`.

**save**(*self*, *file\_path*, *pickle\_protocol=cloudpickle.DEFAULT\_PROTOCOL*)

Saves component at file path.

**Parameters**

- **file\_path** (*str*) – Location to save file.
- **pickle\_protocol** (*int*) – The pickle data stream format.

**update\_parameters**(*self*, *update\_dict*, *reset\_fit=True*)

Updates the parameter dictionary of the component.

**Parameters**

- **update\_dict** (*dict*) – A dict of parameters to update.
- **reset\_fit** (*bool*, *optional*) – If True, will set `_is_fitted` to False.

```
class evalml.pipelines.components.estimators.classifiers.RandomForestClassifier(n_estimators=100,
                                                                              max_depth=6,
                                                                              n_jobs=-1,
                                                                              random_seed=0,
                                                                              **kwargs)
```

Random Forest Classifier.

**Parameters**

- **n\_estimators** (*float*) – The number of trees in the forest. Defaults to 100.
- **max\_depth** (*int*) – Maximum tree depth for base learners. Defaults to 6.
- **n\_jobs** (*int* or *None*) – Number of jobs to run in parallel. -1 uses all processes. Defaults to -1.
- **random\_seed** (*int*) – Seed for the random number generator. Defaults to 0.

**Attributes**

<b>hyper-parameter_ranges</b>	{ "n_estimators": Integer(10, 1000), "max_depth": Integer(1, 10), }
<b>is_multiseries</b>	False
<b>model_family</b>	ModelFamily.RANDOM_FOREST
<b>modifies_features</b>	True
<b>modifies_target</b>	False
<b>name</b>	Random Forest Classifier
<b>supported_problem_types</b>	[ ProblemTypes.BINARY, ProblemTypes.MULTICLASS, ProblemTypes.TIME_SERIES_BINARY, ProblemTypes.TIME_SERIES_MULTICLASS, ]
<b>training_only</b>	False

## Methods

<a href="#"><i>clone</i></a>	Constructs a new component with the same parameters and random state.
<a href="#"><i>default_parameters</i></a>	Returns the default parameters for this component.
<a href="#"><i>describe</i></a>	Describe a component and its parameters.
<a href="#"><i>feature_importance</i></a>	Returns importance associated with each feature.
<a href="#"><i>fit</i></a>	Fits estimator to data.
<a href="#"><i>get_prediction_intervals</i></a>	Find the prediction intervals using the fitted regressor.
<a href="#"><i>load</i></a>	Loads component at file path.
<a href="#"><i>needs_fitting</i></a>	Returns boolean determining if component needs fitting before calling predict, predict_proba, transform, or feature_importances.
<a href="#"><i>parameters</i></a>	Returns the parameters which were used to initialize the component.
<a href="#"><i>predict</i></a>	Make predictions using selected features.
<a href="#"><i>predict_proba</i></a>	Make probability estimates for labels.
<a href="#"><i>save</i></a>	Saves component at file path.
<a href="#"><i>update_parameters</i></a>	Updates the parameter dictionary of the component.

### **clone**(*self*)

Constructs a new component with the same parameters and random state.

**Returns** A new instance of this component with identical parameters and random state.

### **default\_parameters**(*cls*)

Returns the default parameters for this component.

Our convention is that `Component.default_parameters == Component().parameters`.

**Returns** Default parameters for this component.

**Return type** dict

### **describe**(*self*, *print\_name=False*, *return\_dict=False*)

Describe a component and its parameters.

**Parameters**

- **print\_name** (*bool, optional*) – whether to print name of component
- **return\_dict** (*bool, optional*) – whether to return description as dictionary in the format {"name": name, "parameters": parameters}

**Returns** Returns dictionary if return\_dict is True, else None.

**Return type** None or dict

**property feature\_importance**(*self*) → pandas.Series

Returns importance associated with each feature.

**Returns** Importance associated with each feature.

**Return type** np.ndarray

**Raises MethodPropertyNotFoundError** – If estimator does not have a feature\_importance method or a component\_obj that implements feature\_importance.

**fit**(*self, X: pandas.DataFrame, y: Optional[pandas.Series] = None*)

Fits estimator to data.

**Parameters**

- **X** (*pd.DataFrame*) – The input training data of shape [n\_samples, n\_features].
- **y** (*pd.Series, optional*) – The target training data of length [n\_samples].

**Returns** self

**get\_prediction\_intervals**(*self, X: pandas.DataFrame, y: Optional[pandas.Series] = None, coverage: List[float] = None, predictions: pandas.Series = None*) → Dict[str, pandas.Series]

Find the prediction intervals using the fitted regressor.

This function takes the predictions of the fitted estimator and calculates the rolling standard deviation across all predictions using a window size of 5. The lower and upper predictions are determined by taking the percent point (quantile) function of the lower tail probability at each bound multiplied by the rolling standard deviation.

**Parameters**

- **X** (*pd.DataFrame*) – Data of shape [n\_samples, n\_features].
- **y** (*pd.Series*) – Target data. Ignored.
- **coverage** (*list[float]*) – A list of floats between the values 0 and 1 that the upper and lower bounds of the prediction interval should be calculated for.
- **predictions** (*pd.Series*) – Optional list of predictions to use. If None, will generate predictions using X.

**Returns** Prediction intervals, keys are in the format {coverage}\_lower or {coverage}\_upper.

**Return type** dict

**Raises MethodPropertyNotFoundError** – If the estimator does not support Time Series Regression as a problem type.

**static load**(*file\_path*)

Loads component at file path.

**Parameters** **file\_path** (*str*) – Location to load file.

**Returns** ComponentBase object

**needs\_fitting**(*self*)

Returns boolean determining if component needs fitting before calling predict, predict\_proba, transform, or feature\_importances.

This can be overridden to False for components that do not need to be fit or whose fit methods do nothing.

**Returns** True.

**property parameters**(*self*)

Returns the parameters which were used to initialize the component.

**predict**(*self*, *X*: *pandas.DataFrame*) → *pandas.Series*

Make predictions using selected features.

**Parameters** *X* (*pd.DataFrame*) – Data of shape [n\_samples, n\_features].

**Returns** Predicted values.

**Return type** *pd.Series*

**Raises** **MethodPropertyNotFoundError** – If estimator does not have a predict method or a component\_obj that implements predict.

**predict\_proba**(*self*, *X*: *pandas.DataFrame*) → *pandas.Series*

Make probability estimates for labels.

**Parameters** *X* (*pd.DataFrame*) – Features.

**Returns** Probability estimates.

**Return type** *pd.Series*

**Raises** **MethodPropertyNotFoundError** – If estimator does not have a predict\_proba method or a component\_obj that implements predict\_proba.

**save**(*self*, *file\_path*, *pickle\_protocol*=*cloudpickle.DEFAULT\_PROTOCOL*)

Saves component at file path.

**Parameters**

- **file\_path** (*str*) – Location to save file.
- **pickle\_protocol** (*int*) – The pickle data stream format.

**update\_parameters**(*self*, *update\_dict*, *reset\_fit*=*True*)

Updates the parameter dictionary of the component.

**Parameters**

- **update\_dict** (*dict*) – A dict of parameters to update.
- **reset\_fit** (*bool*, *optional*) – If True, will set *\_is\_fitted* to False.

```
class evalml.pipelines.components.estimators.classifiers.SVMClassifier(C=1.0, kernel='rbf',  
                                                                    gamma='auto',  
                                                                    probability=True,  
                                                                    random_seed=0,  
                                                                    **kwargs)
```

Support Vector Machine Classifier.

**Parameters**

- **C** (*float*) – The regularization parameter. The strength of the regularization is inversely proportional to C. Must be strictly positive. The penalty is a squared l2 penalty. Defaults to 1.0.
- **kernel** (*{“poly”, “rbf”, “sigmoid”}*) – Specifies the kernel type to be used in the algorithm. Defaults to “rbf”.
- **gamma** (*{“scale”, “auto”} or float*) – Kernel coefficient for “rbf”, “poly” and “sigmoid”. Defaults to “auto”. - If gamma=’scale’ is passed then it uses  $1 / (n\_features * X.var())$  as value of gamma - If “auto” (default), uses  $1 / n\_features$
- **probability** (*boolean*) – Whether to enable probability estimates. Defaults to True.
- **random\_seed** (*int*) – Seed for the random number generator. Defaults to 0.

#### Attributes

<b>hyper-parameter_ranges</b>	{ “C”: Real(0, 10), “kernel”: [“poly”, “rbf”, “sigmoid”], “gamma”: [“scale”, “auto”], }
<b>is_multiseries</b>	False
<b>model_family</b>	ModelFamily.SVM
<b>modifies_features</b>	True
<b>modifies_target</b>	False
<b>name</b>	SVM Classifier
<b>supported_problem_types</b>	[ ProblemTypes.BINARY, ProblemTypes.MULTICLASS, ProblemTypes.TIME_SERIES_BINARY, ProblemTypes.TIME_SERIES_MULTICLASS, ]
<b>training_only</b>	False

#### Methods

<i>clone</i>	Constructs a new component with the same parameters and random state.
<i>default_parameters</i>	Returns the default parameters for this component.
<i>describe</i>	Describe a component and its parameters.
<i>feature_importance</i>	Feature importance only works with linear kernels.
<i>fit</i>	Fits estimator to data.
<i>get_prediction_intervals</i>	Find the prediction intervals using the fitted regressor.
<i>load</i>	Loads component at file path.
<i>needs_fitting</i>	Returns boolean determining if component needs fitting before calling predict, predict_proba, transform, or feature_importances.
<i>parameters</i>	Returns the parameters which were used to initialize the component.
<i>predict</i>	Make predictions using selected features.
<i>predict_proba</i>	Make probability estimates for labels.
<i>save</i>	Saves component at file path.
<i>update_parameters</i>	Updates the parameter dictionary of the component.

#### **clone**(*self*)

Constructs a new component with the same parameters and random state.

**Returns** A new instance of this component with identical parameters and random state.

**default\_parameters**(*cls*)

Returns the default parameters for this component.

Our convention is that `Component.default_parameters == Component().parameters`.

**Returns** Default parameters for this component.

**Return type** dict

**describe**(*self*, *print\_name=False*, *return\_dict=False*)

Describe a component and its parameters.

**Parameters**

- **print\_name** (*bool*, *optional*) – whether to print name of component
- **return\_dict** (*bool*, *optional*) – whether to return description as dictionary in the format {"name": name, "parameters": parameters}

**Returns** Returns dictionary if `return_dict` is `True`, else `None`.

**Return type** None or dict

**property feature\_importance**(*self*)

Feature importance only works with linear kernels.

If the kernel isn't linear, we return a numpy array of zeros.

**Returns** Feature importance of fitted SVM classifier or a numpy array of zeroes if the kernel is not linear.

**fit**(*self*, *X: pandas.DataFrame*, *y: Optional[pandas.Series] = None*)

Fits estimator to data.

**Parameters**

- **X** (*pd.DataFrame*) – The input training data of shape [n\_samples, n\_features].
- **y** (*pd.Series*, *optional*) – The target training data of length [n\_samples].

**Returns** self

**get\_prediction\_intervals**(*self*, *X: pandas.DataFrame*, *y: Optional[pandas.Series] = None*, *coverage: List[float] = None*, *predictions: pandas.Series = None*) → Dict[str, pandas.Series]

Find the prediction intervals using the fitted regressor.

This function takes the predictions of the fitted estimator and calculates the rolling standard deviation across all predictions using a window size of 5. The lower and upper predictions are determined by taking the percent point (quantile) function of the lower tail probability at each bound multiplied by the rolling standard deviation.

**Parameters**

- **X** (*pd.DataFrame*) – Data of shape [n\_samples, n\_features].
- **y** (*pd.Series*) – Target data. Ignored.
- **coverage** (*list[float]*) – A list of floats between the values 0 and 1 that the upper and lower bounds of the prediction interval should be calculated for.
- **predictions** (*pd.Series*) – Optional list of predictions to use. If `None`, will generate predictions using `X`.

**Returns** Prediction intervals, keys are in the format {coverage}\_lower or {coverage}\_upper.

**Return type** dict

**Raises** **MethodPropertyNotFoundError** – If the estimator does not support Time Series Regression as a problem type.

**static load**(*file\_path*)

Loads component at file path.

**Parameters** **file\_path** (*str*) – Location to load file.

**Returns** ComponentBase object

**needs\_fitting**(*self*)

Returns boolean determining if component needs fitting before calling predict, predict\_proba, transform, or feature\_importances.

This can be overridden to False for components that do not need to be fit or whose fit methods do nothing.

**Returns** True.

**property parameters**(*self*)

Returns the parameters which were used to initialize the component.

**predict**(*self*, *X*: *pandas.DataFrame*) → *pandas.Series*

Make predictions using selected features.

**Parameters** **X** (*pd.DataFrame*) – Data of shape [n\_samples, n\_features].

**Returns** Predicted values.

**Return type** *pd.Series*

**Raises** **MethodPropertyNotFoundError** – If estimator does not have a predict method or a component\_obj that implements predict.

**predict\_proba**(*self*, *X*: *pandas.DataFrame*) → *pandas.Series*

Make probability estimates for labels.

**Parameters** **X** (*pd.DataFrame*) – Features.

**Returns** Probability estimates.

**Return type** *pd.Series*

**Raises** **MethodPropertyNotFoundError** – If estimator does not have a predict\_proba method or a component\_obj that implements predict\_proba.

**save**(*self*, *file\_path*, *pickle\_protocol*=*cloudpickle.DEFAULT\_PROTOCOL*)

Saves component at file path.

**Parameters**

- **file\_path** (*str*) – Location to save file.
- **pickle\_protocol** (*int*) – The pickle data stream format.

**update\_parameters**(*self*, *update\_dict*, *reset\_fit*=*True*)

Updates the parameter dictionary of the component.

**Parameters**

- **update\_dict** (*dict*) – A dict of parameters to update.
- **reset\_fit** (*bool*, *optional*) – If True, will set *\_is\_fitted* to False.

```
class evalml.pipelines.components.estimators.classifiers.VowpalWabbitBinaryClassifier(loss_function='logistic',
                                             learning_rate=0.5,
                                             decay_learning_rate=1.0,
                                             power_t=0.5,
                                             passes=1,
                                             random_seed=0,
                                             **kwargs)
```

Vowpal Wabbit Binary Classifier.

Parameters

- **loss\_function** (*str*) – Specifies the loss function to use. One of {“squared”, “classic”, “hinge”, “logistic”, “quantile”}. Defaults to “logistic”.
- **learning\_rate** (*float*) – Boosting learning rate. Defaults to 0.5.
- **decay\_learning\_rate** (*float*) – Decay factor for learning\_rate. Defaults to 1.0.
- **power\_t** (*float*) – Power on learning rate decay. Defaults to 0.5.
- **passes** (*int*) – Number of training passes. Defaults to 1.
- **random\_seed** (*int*) – Seed for the random number generator. Defaults to 0.

Attributes

hyper-parameter_ranges	None
is_multiseries	False
model_family	ModelFamily.VOWPAL_WABBIT
modifies_features	True
modifies_target	False
name	Vowpal Wabbit Binary Classifier
supported_problem_types	[ ProblemTypes.BINARY, ProblemTypes.TIME_SERIES_BINARY,]
training_only	False

Methods



<code>clone</code>	Constructs a new component with the same parameters and random state.
<code>default_parameters</code>	Returns the default parameters for this component.
<code>describe</code>	Describe a component and its parameters.
<code>feature_importance</code>	Feature importance for Vowpal Wabbit classifiers. This is not implemented.
<code>fit</code>	Fits estimator to data.
<code>get_prediction_intervals</code>	Find the prediction intervals using the fitted regressor.
<code>load</code>	Loads component at file path.
<code>needs_fitting</code>	Returns boolean determining if component needs fitting before calling predict, predict_proba, transform, or feature_importances.
<code>parameters</code>	Returns the parameters which were used to initialize the component.
<code>predict</code>	Make predictions using selected features.
<code>predict_proba</code>	Make probability estimates for labels.
<code>save</code>	Saves component at file path.
<code>update_parameters</code>	Updates the parameter dictionary of the component.

**clone(self)**

Constructs a new component with the same parameters and random state.

**Returns** A new instance of this component with identical parameters and random state.

**default\_parameters(cls)**

Returns the default parameters for this component.

Our convention is that `Component.default_parameters == Component().parameters`.

**Returns** Default parameters for this component.

**Return type** dict

**describe(self, print\_name=False, return\_dict=False)**

Describe a component and its parameters.

**Parameters**

- **print\_name** (*bool, optional*) – whether to print name of component
- **return\_dict** (*bool, optional*) – whether to return description as dictionary in the format {"name": name, "parameters": parameters}

**Returns** Returns dictionary if return\_dict is True, else None.

**Return type** None or dict

**property feature\_importance(self)**

Feature importance for Vowpal Wabbit classifiers. This is not implemented.

**fit(self, X: pandas.DataFrame, y: Optional[pandas.Series] = None)**

Fits estimator to data.

**Parameters**

- **X** (*pd.DataFrame*) – The input training data of shape [n\_samples, n\_features].
- **y** (*pd.Series, optional*) – The target training data of length [n\_samples].

**Returns** self

**get\_prediction\_intervals**(*self*, *X*: *pandas.DataFrame*, *y*: *Optional[pandas.Series] = None*, *coverage*: *List[float] = None*, *predictions*: *pandas.Series = None*) → Dict[str, *pandas.Series*]

Find the prediction intervals using the fitted regressor.

This function takes the predictions of the fitted estimator and calculates the rolling standard deviation across all predictions using a window size of 5. The lower and upper predictions are determined by taking the percent point (quantile) function of the lower tail probability at each bound multiplied by the rolling standard deviation.

#### Parameters

- **X** (*pd.DataFrame*) – Data of shape [n\_samples, n\_features].
- **y** (*pd.Series*) – Target data. Ignored.
- **coverage** (*list[float]*) – A list of floats between the values 0 and 1 that the upper and lower bounds of the prediction interval should be calculated for.
- **predictions** (*pd.Series*) – Optional list of predictions to use. If None, will generate predictions using X.

**Returns** Prediction intervals, keys are in the format {coverage}\_lower or {coverage}\_upper.

**Return type** dict

**Raises** **MethodPropertyNotFoundError** – If the estimator does not support Time Series Regression as a problem type.

**static load**(*file\_path*)

Loads component at file path.

**Parameters** **file\_path** (*str*) – Location to load file.

**Returns** ComponentBase object

**needs\_fitting**(*self*)

Returns boolean determining if component needs fitting before calling predict, predict\_proba, transform, or feature\_importances.

This can be overridden to False for components that do not need to be fit or whose fit methods do nothing.

**Returns** True.

**property parameters**(*self*)

Returns the parameters which were used to initialize the component.

**predict**(*self*, *X*: *pandas.DataFrame*) → *pandas.Series*

Make predictions using selected features.

**Parameters** **X** (*pd.DataFrame*) – Data of shape [n\_samples, n\_features].

**Returns** Predicted values.

**Return type** *pd.Series*

**Raises** **MethodPropertyNotFoundError** – If estimator does not have a predict method or a component\_obj that implements predict.

**predict\_proba**(*self*, *X*: *pandas.DataFrame*) → *pandas.Series*

Make probability estimates for labels.

**Parameters** *X* (*pd.DataFrame*) – Features.

**Returns** Probability estimates.

**Return type** *pd.Series*

**Raises** **MethodPropertyNotFoundError** – If estimator does not have a `predict_proba` method or a `component_obj` that implements `predict_proba`.

**save**(*self*, *file\_path*, *pickle\_protocol=cloudpickle.DEFAULT\_PROTOCOL*)

Saves component at file path.

**Parameters**

- **file\_path** (*str*) – Location to save file.
- **pickle\_protocol** (*int*) – The pickle data stream format.

**update\_parameters**(*self*, *update\_dict*, *reset\_fit=True*)

Updates the parameter dictionary of the component.

**Parameters**

- **update\_dict** (*dict*) – A dict of parameters to update.
- **reset\_fit** (*bool*, *optional*) – If True, will set `_is_fitted` to False.

```
class evalml.pipelines.components.estimators.classifiers.VowpalWabbitMulticlassClassifier(loss_function='lo
                                                                                               learn-
                                                                                               ing_rate=0.5,
                                                                                               de-
                                                                                               cay_learning_rat
                                                                                               power_t=0.5,
                                                                                               passes=1,
                                                                                               ran-
                                                                                               dom_seed=0,
                                                                                               **kwargs)
```

Vowpal Wabbit Multiclass Classifier.

**Parameters**

- **loss\_function** (*str*) – Specifies the loss function to use. One of {"squared", "classic", "hinge", "logistic", "quantile"}. Defaults to "logistic".
- **learning\_rate** (*float*) – Boosting learning rate. Defaults to 0.5.
- **decay\_learning\_rate** (*float*) – Decay factor for learning\_rate. Defaults to 1.0.
- **power\_t** (*float*) – Power on learning rate decay. Defaults to 0.5.
- **random\_seed** (*int*) – Seed for the random number generator. Defaults to 0.

**Attributes**

<b>hyper-parameter_ranges</b>	None
<b>is_multiseries</b>	False
<b>model_family</b>	ModelFamily.VOWPAL_WABBIT
<b>modifies_features</b>	True
<b>modifies_target</b>	False
<b>name</b>	Vowpal Wabbit Multiclass Classifier
<b>supported_problem_types</b>	[ ProblemTypes.MULTICLASS, ProblemTypes.TIME_SERIES_MULTICLASS,]
<b>training_only</b>	False

## Methods

<i>clone</i>	Constructs a new component with the same parameters and random state.
<i>default_parameters</i>	Returns the default parameters for this component.
<i>describe</i>	Describe a component and its parameters.
<i>feature_importance</i>	Feature importance for Vowpal Wabbit classifiers. This is not implemented.
<i>fit</i>	Fits estimator to data.
<i>get_prediction_intervals</i>	Find the prediction intervals using the fitted regressor.
<i>load</i>	Loads component at file path.
<i>needs_fitting</i>	Returns boolean determining if component needs fitting before calling predict, predict_proba, transform, or feature_importances.
<i>parameters</i>	Returns the parameters which were used to initialize the component.
<i>predict</i>	Make predictions using selected features.
<i>predict_proba</i>	Make probability estimates for labels.
<i>save</i>	Saves component at file path.
<i>update_parameters</i>	Updates the parameter dictionary of the component.

### **clone**(*self*)

Constructs a new component with the same parameters and random state.

**Returns** A new instance of this component with identical parameters and random state.

### **default\_parameters**(*cls*)

Returns the default parameters for this component.

Our convention is that `Component.default_parameters == Component().parameters`.

**Returns** Default parameters for this component.

**Return type** dict

### **describe**(*self*, *print\_name=False*, *return\_dict=False*)

Describe a component and its parameters.

**Parameters**

- **print\_name** (*bool, optional*) – whether to print name of component
- **return\_dict** (*bool, optional*) – whether to return description as dictionary in the format {"name": name, "parameters": parameters}

**Returns** Returns dictionary if return\_dict is True, else None.

**Return type** None or dict

**property feature\_importance**(*self*)

Feature importance for Vowpal Wabbit classifiers. This is not implemented.

**fit**(*self, X: pandas.DataFrame, y: Optional[pandas.Series] = None*)

Fits estimator to data.

**Parameters**

- **X** (*pd.DataFrame*) – The input training data of shape [n\_samples, n\_features].
- **y** (*pd.Series, optional*) – The target training data of length [n\_samples].

**Returns** self

**get\_prediction\_intervals**(*self, X: pandas.DataFrame, y: Optional[pandas.Series] = None, coverage: List[float] = None, predictions: pandas.Series = None*) → Dict[str, pandas.Series]

Find the prediction intervals using the fitted regressor.

This function takes the predictions of the fitted estimator and calculates the rolling standard deviation across all predictions using a window size of 5. The lower and upper predictions are determined by taking the percent point (quantile) function of the lower tail probability at each bound multiplied by the rolling standard deviation.

**Parameters**

- **X** (*pd.DataFrame*) – Data of shape [n\_samples, n\_features].
- **y** (*pd.Series*) – Target data. Ignored.
- **coverage** (*list[float]*) – A list of floats between the values 0 and 1 that the upper and lower bounds of the prediction interval should be calculated for.
- **predictions** (*pd.Series*) – Optional list of predictions to use. If None, will generate predictions using X.

**Returns** Prediction intervals, keys are in the format {coverage}\_lower or {coverage}\_upper.

**Return type** dict

**Raises** **MethodPropertyNotFoundError** – If the estimator does not support Time Series Regression as a problem type.

**static load**(*file\_path*)

Loads component at file path.

**Parameters** **file\_path** (*str*) – Location to load file.

**Returns** ComponentBase object

**needs\_fitting**(*self*)

Returns boolean determining if component needs fitting before calling predict, predict\_proba, transform, or feature\_importances.

This can be overridden to False for components that do not need to be fit or whose fit methods do nothing.

**Returns** True.

**property parameters**(*self*)

Returns the parameters which were used to initialize the component.

**predict**(*self*, *X*: *pandas.DataFrame*) → *pandas.Series*

Make predictions using selected features.

**Parameters** *X* (*pd.DataFrame*) – Data of shape [n\_samples, n\_features].

**Returns** Predicted values.

**Return type** *pd.Series*

**Raises** **MethodPropertyNotFoundError** – If estimator does not have a predict method or a component\_obj that implements predict.

**predict\_proba**(*self*, *X*: *pandas.DataFrame*) → *pandas.Series*

Make probability estimates for labels.

**Parameters** *X* (*pd.DataFrame*) – Features.

**Returns** Probability estimates.

**Return type** *pd.Series*

**Raises** **MethodPropertyNotFoundError** – If estimator does not have a predict\_proba method or a component\_obj that implements predict\_proba.

**save**(*self*, *file\_path*, *pickle\_protocol*=*cloudpickle.DEFAULT\_PROTOCOL*)

Saves component at file path.

**Parameters**

- **file\_path** (*str*) – Location to save file.
- **pickle\_protocol** (*int*) – The pickle data stream format.

**update\_parameters**(*self*, *update\_dict*, *reset\_fit*=*True*)

Updates the parameter dictionary of the component.

**Parameters**

- **update\_dict** (*dict*) – A dict of parameters to update.
- **reset\_fit** (*bool*, *optional*) – If True, will set *\_is\_fitted* to False.

```
class evalml.pipelines.components.estimators.classifiers.XGBoostClassifier(eta=0.1,  
                                                                           max_depth=6,  
                                                                           min_child_weight=1,  
                                                                           n_estimators=100,  
                                                                           random_seed=0,  
                                                                           eval_metric='logloss',  
                                                                           n_jobs=12,  
                                                                           **kwargs)
```

XGBoost Classifier.

**Parameters**

- **eta** (*float*) – Boosting learning rate. Defaults to 0.1.
- **max\_depth** (*int*) – Maximum tree depth for base learners. Defaults to 6.
- **min\_child\_weight** (*float*) – Minimum sum of instance weight (hessian) needed in a child. Defaults to 1.0

- **n\_estimators** (*int*) – Number of gradient boosted trees. Equivalent to number of boosting rounds. Defaults to 100.
- **random\_seed** (*int*) – Seed for the random number generator. Defaults to 0.
- **n\_jobs** (*int*) – Number of parallel threads used to run xgboost. Note that creating thread contention will significantly slow down the algorithm. Defaults to 12.

#### Attributes

<b>hyper-parameter_ranges</b>	{ "eta": Real(0.000001, 1), "max_depth": Integer(1, 10), "min_child_weight": Real(1, 10), "n_estimators": Integer(1, 1000), }
<b>is_multiseries</b>	False
<b>model_family</b>	ModelFamily.XGBOOST
<b>modifies_features</b>	True
<b>modifies_target</b>	False
<b>name</b>	XGBoost Classifier
<b>SEED_MAX</b>	None
<b>SEED_MIN</b>	None
<b>supported_problem_types</b>	[ ProblemTypes.BINARY, ProblemTypes.MULTICLASS, ProblemTypes.TIME_SERIES_BINARY, ProblemTypes.TIME_SERIES_MULTICLASS, ]
<b>training_only</b>	False

#### Methods

<i>clone</i>	Constructs a new component with the same parameters and random state.
<i>default_parameters</i>	Returns the default parameters for this component.
<i>describe</i>	Describe a component and its parameters.
<i>feature_importance</i>	Feature importance of fitted XGBoost classifier.
<i>fit</i>	Fits XGBoost classifier component to data.
<i>get_prediction_intervals</i>	Find the prediction intervals using the fitted regressor.
<i>load</i>	Loads component at file path.
<i>needs_fitting</i>	Returns boolean determining if component needs fitting before calling predict, predict_proba, transform, or feature_importances.
<i>parameters</i>	Returns the parameters which were used to initialize the component.
<i>predict</i>	Make predictions using the fitted XGBoost classifier.
<i>predict_proba</i>	Make predictions using the fitted CatBoost classifier.
<i>save</i>	Saves component at file path.
<i>update_parameters</i>	Updates the parameter dictionary of the component.

#### **clone**(*self*)

Constructs a new component with the same parameters and random state.

**Returns** A new instance of this component with identical parameters and random state.

**default\_parameters(*cls*)**

Returns the default parameters for this component.

Our convention is that `Component.default_parameters == Component().parameters`.

**Returns** Default parameters for this component.

**Return type** dict

**describe(*self*, *print\_name=False*, *return\_dict=False*)**

Describe a component and its parameters.

**Parameters**

- **print\_name** (*bool*, *optional*) – whether to print name of component
- **return\_dict** (*bool*, *optional*) – whether to return description as dictionary in the format {"name": name, "parameters": parameters}

**Returns** Returns dictionary if `return_dict` is `True`, else `None`.

**Return type** None or dict

**property feature\_importance(*self*)**

Feature importance of fitted XGBoost classifier.

**fit(*self*, *X*, *y=None*)**

Fits XGBoost classifier component to data.

**Parameters**

- **X** (*pd.DataFrame*) – The input training data of shape `[n_samples, n_features]`.
- **y** (*pd.Series*) – The target training data of length `[n_samples]`.

**Returns** *self*

**get\_prediction\_intervals(*self*, *X: pandas.DataFrame*, *y: Optional[pandas.Series] = None*, *coverage: List[float] = None*, *predictions: pandas.Series = None*) → Dict[str, pandas.Series]**

Find the prediction intervals using the fitted regressor.

This function takes the predictions of the fitted estimator and calculates the rolling standard deviation across all predictions using a window size of 5. The lower and upper predictions are determined by taking the percent point (quantile) function of the lower tail probability at each bound multiplied by the rolling standard deviation.

**Parameters**

- **X** (*pd.DataFrame*) – Data of shape `[n_samples, n_features]`.
- **y** (*pd.Series*) – Target data. Ignored.
- **coverage** (*list[float]*) – A list of floats between the values 0 and 1 that the upper and lower bounds of the prediction interval should be calculated for.
- **predictions** (*pd.Series*) – Optional list of predictions to use. If `None`, will generate predictions using *X*.

**Returns** Prediction intervals, keys are in the format `{coverage}_lower` or `{coverage}_upper`.

**Return type** dict

**Raises** **MethodPropertyNotFoundError** – If the estimator does not support Time Series Regression as a problem type.



**static load**(*file\_path*)

Loads component at file path.

**Parameters** **file\_path** (*str*) – Location to load file.

**Returns** ComponentBase object

**needs\_fitting**(*self*)

Returns boolean determining if component needs fitting before calling predict, predict\_proba, transform, or feature\_importances.

This can be overridden to False for components that do not need to be fit or whose fit methods do nothing.

**Returns** True.

**property parameters**(*self*)

Returns the parameters which were used to initialize the component.

**predict**(*self*, *X*)

Make predictions using the fitted XGBoost classifier.

**Parameters** **X** (*pd.DataFrame*) – Data of shape [n\_samples, n\_features].

**Returns** Predicted values.

**Return type** pd.DataFrame

**predict\_proba**(*self*, *X*)

Make predictions using the fitted CatBoost classifier.

**Parameters** **X** (*pd.DataFrame*) – Data of shape [n\_samples, n\_features].

**Returns** Predicted values.

**Return type** pd.DataFrame

**save**(*self*, *file\_path*, *pickle\_protocol=cloudpickle.DEFAULT\_PROTOCOL*)

Saves component at file path.

**Parameters**

- **file\_path** (*str*) – Location to save file.
- **pickle\_protocol** (*int*) – The pickle data stream format.

**update\_parameters**(*self*, *update\_dict*, *reset\_fit=True*)

Updates the parameter dictionary of the component.

**Parameters**

- **update\_dict** (*dict*) – A dict of parameters to update.
- **reset\_fit** (*bool*, *optional*) – If True, will set *\_is\_fitted* to False.

## regressors

Regression model components.

## Submodules

### arima\_regressor

Autoregressive Integrated Moving Average Model. The three parameters (p, d, q) are the AR order, the degree of differencing, and the MA order. More information here: <https://www.statsmodels.org/devel/generated/statsmodels.tsa.arima.model.ARIMA.html>.

## Module Contents

### Classes Summary

---

*ARIMAREgressor*

Autoregressive Integrated Moving Average Model. The three parameters (p, d, q) are the AR order, the degree of differencing, and the MA order. More information here: <https://www.statsmodels.org/devel/generated/statsmodels.tsa.arima.model.ARIMA.html>.

---

## Contents

```

class evalml.pipelines.components.estimators.regressors.arma_regressor.ARIMAREgressor(time_index:
    Optional[Hashable]
    =
    None,
    trend:
    Optional[str]
    =
    None,
    start_p:
    int
    =
    2,
    d:
    int
    =
    0,
    start_q:
    int
    =
    2,
    max_p:
    int
    =
    5,
    max_d:
    int
    =
    2,
    max_q:
    int
    =
    5,
    seasonal:
    bool
    =
    True,
    sp:
    int
    =
    1,
    n_jobs:
    int
    = -
    1,
    random_seed:
    Union[int,
    float]
    =
    0,
    max_iter:
    int
    =
    10,
    use_covariates:
    bool

```

Autoregressive Integrated Moving Average Model. The three parameters (p, d, q) are the AR order, the degree of differencing, and the MA order. More information here: <https://www.statsmodels.org/devel/generated/statsmodels.tsa.arima.model.ARIMA.html>.

Currently ARIMAREgressor isn't supported via conda install. It's recommended that it be installed via PyPI.

#### Parameters

- **time\_index** (*str*) – Specifies the name of the column in X that provides the datetime objects. Defaults to None.
- **trend** (*str*) – Controls the deterministic trend. Options are ['n', 'c', 't', 'ct'] where 'c' is a constant term, 't' indicates a linear trend, and 'ct' is both. Can also be an iterable when defining a polynomial, such as [1, 1, 0, 1].
- **start\_p** (*int*) – Minimum Autoregressive order. Defaults to 2.
- **d** (*int*) – Minimum Differencing degree. Defaults to 0.
- **start\_q** (*int*) – Minimum Moving Average order. Defaults to 2.
- **max\_p** (*int*) – Maximum Autoregressive order. Defaults to 5.
- **max\_d** (*int*) – Maximum Differencing degree. Defaults to 2.
- **max\_q** (*int*) – Maximum Moving Average order. Defaults to 5.
- **seasonal** (*boolean*) – Whether to fit a seasonal model to ARIMA. Defaults to True.
- **sp** (*int or str*) – Period for seasonal differencing, specifically the number of periods in each season. If "detect", this model will automatically detect this parameter (given the time series is a standard frequency) and will fall back to 1 (no seasonality) if it cannot be detected. Defaults to 1.
- **n\_jobs** (*int or None*) – Non-negative integer describing level of parallelism used for pipelines. Defaults to -1.
- **random\_seed** (*int*) – Seed for the random number generator. Defaults to 0.

#### Attributes

<b>hyper-parameter_ranges</b>	{ "start_p": Integer(1, 3), "d": Integer(0, 2), "start_q": Integer(1, 3), "max_p": Integer(3, 10), "max_d": Integer(2, 5), "max_q": Integer(3, 10), "seasonal": [True, False], }
<b>is_multiseries</b>	False
<b>max_cols</b>	7
<b>max_rows</b>	1000
<b>model_family</b>	ModelFamily.ARIMA
<b>modifies_features</b>	True
<b>modifies_target</b>	False
<b>name</b>	ARIMA Regressor
<b>supported_problem_types</b>	[ProblemTypes.TIME_SERIES_REGRESSION]
<b>training_only</b>	False

#### Methods

<code>clone</code>	Constructs a new component with the same parameters and random state.
<code>default_parameters</code>	Returns the default parameters for this component.
<code>describe</code>	Describe a component and its parameters.
<code>feature_importance</code>	Returns array of 0's with a length of 1 as feature_importance is not defined for ARIMA regressor.
<code>fit</code>	Fits ARIMA regressor to data.
<code>get_prediction_intervals</code>	Find the prediction intervals using the fitted ARIMARegressor.
<code>load</code>	Loads component at file path.
<code>needs_fitting</code>	Returns boolean determining if component needs fitting before calling predict, predict_proba, transform, or feature_importances.
<code>parameters</code>	Returns the parameters which were used to initialize the component.
<code>predict</code>	Make predictions using fitted ARIMA regressor.
<code>predict_proba</code>	Make probability estimates for labels.
<code>save</code>	Saves component at file path.
<code>update_parameters</code>	Updates the parameter dictionary of the component.

**clone(self)**

Constructs a new component with the same parameters and random state.

**Returns** A new instance of this component with identical parameters and random state.

**default\_parameters(cls)**

Returns the default parameters for this component.

Our convention is that `Component.default_parameters == Component().parameters`.

**Returns** Default parameters for this component.

**Return type** dict

**describe(self, print\_name=False, return\_dict=False)**

Describe a component and its parameters.

**Parameters**

- **print\_name** (*bool, optional*) – whether to print name of component
- **return\_dict** (*bool, optional*) – whether to return description as dictionary in the format {"name": name, "parameters": parameters}

**Returns** Returns dictionary if return\_dict is True, else None.

**Return type** None or dict

**property feature\_importance(self) → numpy.ndarray**

Returns array of 0's with a length of 1 as feature\_importance is not defined for ARIMA regressor.

**fit(self, X: pandas.DataFrame, y: Optional[pandas.Series] = None)**

Fits ARIMA regressor to data.

**Parameters**

- **X** (*pd.DataFrame*) – The input training data of shape [n\_samples, n\_features].
- **y** (*pd.Series*) – The target training data of length [n\_samples].

**Returns** `self`

**Raises** **ValueError** – If `y` was not passed in.

**get\_prediction\_intervals**(*self*, *X*: *pandas.DataFrame*, *y*: *pandas.Series* = *None*, *coverage*: *List[float]* = *None*, *predictions*: *pandas.Series* = *None*) → *Dict[str, pandas.Series]*

Find the prediction intervals using the fitted `ARIMARegressor`.

**Parameters**

- **X** (*pd.DataFrame*) – Data of shape `[n_samples, n_features]`.
- **y** (*pd.Series*) – Target data. Optional.
- **coverage** (*list[float]*) – A list of floats between the values 0 and 1 that the upper and lower bounds of the prediction interval should be calculated for.
- **predictions** (*pd.Series*) – Not used for `ARIMA` regressor.

**Returns** Prediction intervals, keys are in the format `{coverage}_lower` or `{coverage}_upper`.

**Return type** *dict*

**static load**(*file\_path*)

Loads component at file path.

**Parameters** **file\_path** (*str*) – Location to load file.

**Returns** `ComponentBase` object

**needs\_fitting**(*self*)

Returns boolean determining if component needs fitting before calling `predict`, `predict_proba`, `transform`, or `feature_importances`.

This can be overridden to `False` for components that do not need to be fit or whose fit methods do nothing.

**Returns** `True`.

**property parameters**(*self*)

Returns the parameters which were used to initialize the component.

**predict**(*self*, *X*: *pandas.DataFrame*, *y*: *Optional[pandas.Series]* = *None*) → *pandas.Series*

Make predictions using fitted `ARIMA` regressor.

**Parameters**

- **X** (*pd.DataFrame*) – Data of shape `[n_samples, n_features]`.
- **y** (*pd.Series*) – Target data.

**Returns** Predicted values.

**Return type** *pd.Series*

**Raises** **ValueError** – If `X` was passed to `fit` but not passed in `predict`.

**predict\_proba**(*self*, *X*: *pandas.DataFrame*) → *pandas.Series*

Make probability estimates for labels.

**Parameters** **X** (*pd.DataFrame*) – Features.

**Returns** Probability estimates.

**Return type** *pd.Series*

**Raises** **MethodPropertyNotFoundError** – If estimator does not have a `predict_proba` method or a `component_obj` that implements `predict_proba`.

**save**(*self*, *file\_path*, *pickle\_protocol*=*cloudpickle.DEFAULT\_PROTOCOL*)

Saves component at file path.

#### Parameters

- **file\_path** (*str*) – Location to save file.
- **pickle\_protocol** (*int*) – The pickle data stream format.

**update\_parameters**(*self*, *update\_dict*, *reset\_fit*=*True*)

Updates the parameter dictionary of the component.

#### Parameters

- **update\_dict** (*dict*) – A dict of parameters to update.
- **reset\_fit** (*bool*, *optional*) – If True, will set *\_is\_fitted* to False.

## baseline\_regressor

Baseline regressor that uses a simple strategy to make predictions. This is useful as a simple baseline regressor to compare with other regressors.

## Module Contents

### Classes Summary

<i>BaselineRegressor</i>	Baseline regressor that uses a simple strategy to make predictions. This is useful as a simple baseline regressor to compare with other regressors.
--------------------------	---

## Contents

**class** evalml.pipelines.components.estimators.regressors.baseline\_regressor.**BaselineRegressor**(*strategy*='mean', *random\_seed*=0, *\*\*kwargs*)

Baseline regressor that uses a simple strategy to make predictions. This is useful as a simple baseline regressor to compare with other regressors.

#### Parameters

- **strategy** (*str*) – Method used to predict. Valid options are “mean”, “median”. Defaults to “mean”.
- **random\_seed** (*int*) – Seed for the random number generator. Defaults to 0.

#### Attributes

<b>hyper-parameter_ranges</b>	{}
<b>is_multiseries</b>	False
<b>model_family</b>	ModelFamily.BASELINE
<b>modifies_features</b>	True
<b>modifies_target</b>	False
<b>name</b>	Baseline Regressor
<b>supported_problem_types</b>	[ ProblemTypes.REGRESSION, ProblemTypes.TIME_SERIES_REGRESSION,]
<b>training_only</b>	False

## Methods

<i>clone</i>	Constructs a new component with the same parameters and random state.
<i>default_parameters</i>	Returns the default parameters for this component.
<i>describe</i>	Describe a component and its parameters.
<i>feature_importance</i>	Returns importance associated with each feature. Since baseline regressors do not use input features to calculate predictions, returns an array of zeroes.
<i>fit</i>	Fits baseline regression component to data.
<i>get_prediction_intervals</i>	Find the prediction intervals using the fitted regressor.
<i>load</i>	Loads component at file path.
<i>needs_fitting</i>	Returns boolean determining if component needs fitting before calling predict, predict_proba, transform, or feature_importances.
<i>parameters</i>	Returns the parameters which were used to initialize the component.
<i>predict</i>	Make predictions using the baseline regression strategy.
<i>predict_proba</i>	Make probability estimates for labels.
<i>save</i>	Saves component at file path.
<i>update_parameters</i>	Updates the parameter dictionary of the component.

### **clone**(self)

Constructs a new component with the same parameters and random state.

**Returns** A new instance of this component with identical parameters and random state.

### **default\_parameters**(cls)

Returns the default parameters for this component.

Our convention is that `Component.default_parameters == Component().parameters`.

**Returns** Default parameters for this component.

**Return type** dict



**describe**(*self*, *print\_name=False*, *return\_dict=False*)

Describe a component and its parameters.

**Parameters**

- **print\_name** (*bool*, *optional*) – whether to print name of component
- **return\_dict** (*bool*, *optional*) – whether to return description as dictionary in the format {"name": name, "parameters": parameters}

**Returns** Returns dictionary if return\_dict is True, else None.

**Return type** None or dict

**property feature\_importance**(*self*)

Returns importance associated with each feature. Since baseline regressors do not use input features to calculate predictions, returns an array of zeroes.

**Returns** An array of zeroes.

**Return type** np.ndarray (float)

**fit**(*self*, *X*, *y=None*)

Fits baseline regression component to data.

**Parameters**

- **X** (*pd.DataFrame*) – The input training data of shape [n\_samples, n\_features].
- **y** (*pd.Series*) – The target training data of length [n\_samples].

**Returns** self

**Raises** **ValueError** – If input y is None.

**get\_prediction\_intervals**(*self*, *X: pandas.DataFrame*, *y: Optional[pandas.Series] = None*, *coverage: List[float] = None*, *predictions: pandas.Series = None*) → Dict[str, pandas.Series]

Find the prediction intervals using the fitted regressor.

This function takes the predictions of the fitted estimator and calculates the rolling standard deviation across all predictions using a window size of 5. The lower and upper predictions are determined by taking the percent point (quantile) function of the lower tail probability at each bound multiplied by the rolling standard deviation.

**Parameters**

- **X** (*pd.DataFrame*) – Data of shape [n\_samples, n\_features].
- **y** (*pd.Series*) – Target data. Ignored.
- **coverage** (*list[float]*) – A list of floats between the values 0 and 1 that the upper and lower bounds of the prediction interval should be calculated for.
- **predictions** (*pd.Series*) – Optional list of predictions to use. If None, will generate predictions using X.

**Returns** Prediction intervals, keys are in the format {coverage}\_lower or {coverage}\_upper.

**Return type** dict

**Raises** **MethodPropertyNotFoundError** – If the estimator does not support Time Series Regression as a problem type.

**static load**(*file\_path*)

Loads component at file path.

**Parameters** **file\_path** (*str*) – Location to load file.

**Returns** ComponentBase object

**needs\_fitting**(*self*)

Returns boolean determining if component needs fitting before calling predict, predict\_proba, transform, or feature\_importances.

This can be overridden to False for components that do not need to be fit or whose fit methods do nothing.

**Returns** True.

**property parameters**(*self*)

Returns the parameters which were used to initialize the component.

**predict**(*self*, *X*)

Make predictions using the baseline regression strategy.

**Parameters** **X** (*pd.DataFrame*) – Data of shape [n\_samples, n\_features].

**Returns** Predicted values.

**Return type** pd.Series

**predict\_proba**(*self*, *X*: *pandas.DataFrame*) → pandas.Series

Make probability estimates for labels.

**Parameters** **X** (*pd.DataFrame*) – Features.

**Returns** Probability estimates.

**Return type** pd.Series

**Raises** **MethodPropertyNotFoundError** – If estimator does not have a predict\_proba method or a component\_obj that implements predict\_proba.

**save**(*self*, *file\_path*, *pickle\_protocol*=*cloudpickle.DEFAULT\_PROTOCOL*)

Saves component at file path.

**Parameters**

- **file\_path** (*str*) – Location to save file.
- **pickle\_protocol** (*int*) – The pickle data stream format.

**update\_parameters**(*self*, *update\_dict*, *reset\_fit*=*True*)

Updates the parameter dictionary of the component.

**Parameters**

- **update\_dict** (*dict*) – A dict of parameters to update.
- **reset\_fit** (*bool*, *optional*) – If True, will set *\_is\_fitted* to False.

## catboost\_regressor

CatBoost Regressor, a regressor that uses gradient-boosting on decision trees. CatBoost is an open-source library and natively supports categorical features.

### Module Contents

#### Classes Summary

---

*CatBoostRegressor*

CatBoost Regressor, a regressor that uses gradient-boosting on decision trees. CatBoost is an open-source library and natively supports categorical features.

---

#### Contents

```
class evalml.pipelines.components.estimators.regressors.catboost_regressor.CatBoostRegressor(n_estimators=10,
                                                eta=0.03,
                                                max_depth=6,
                                                bootstrap_type=None,
                                                silent=False,
                                                allow_writing_files=True,
                                                random_seed=0,
                                                n_jobs=-1,
                                                **kwargs)
```

CatBoost Regressor, a regressor that uses gradient-boosting on decision trees. CatBoost is an open-source library and natively supports categorical features.

For more information, check out <https://catboost.ai/>

#### Parameters

- **n\_estimators** (*float*) – The maximum number of trees to build. Defaults to 10.
- **eta** (*float*) – The learning rate. Defaults to 0.03.
- **max\_depth** (*int*) – The maximum tree depth for base learners. Defaults to 6.
- **bootstrap\_type** (*string*) – Defines the method for sampling the weights of objects. Available methods are ‘Bayesian’, ‘Bernoulli’, ‘MVS’. Defaults to None.
- **silent** (*boolean*) – Whether to use the “silent” logging mode. Defaults to True.
- **allow\_writing\_files** (*boolean*) – Whether to allow writing snapshot files while training. Defaults to False.
- **n\_jobs** (*int* or *None*) – Number of jobs to run in parallel. -1 uses all processes. Defaults to -1.
- **random\_seed** (*int*) – Seed for the random number generator. Defaults to 0.

### Attributes

<b>hyper-parameter_ranges</b>	{ "n_estimators": Integer(4, 100), "eta": Real(0.000001, 1), "max_depth": Integer(4, 10), }
<b>is_multiseries</b>	False
<b>model_family</b>	ModelFamily.CATBOOST
<b>modifies_features</b>	True
<b>modifies_target</b>	False
<b>name</b>	CatBoost Regressor
<b>supported_problem_types</b>	[ ProblemTypes.REGRESSION, ProblemTypes.TIME_SERIES_REGRESSION, ]
<b>training_only</b>	False

### Methods

<i>clone</i>	Constructs a new component with the same parameters and random state.
<i>default_parameters</i>	Returns the default parameters for this component.
<i>describe</i>	Describe a component and its parameters.
<i>feature_importance</i>	Feature importance of fitted CatBoost regressor.
<i>fit</i>	Fits CatBoost regressor component to data.
<i>get_prediction_intervals</i>	Find the prediction intervals using the fitted regressor.
<i>load</i>	Loads component at file path.
<i>needs_fitting</i>	Returns boolean determining if component needs fitting before calling predict, predict_proba, transform, or feature_importances.
<i>parameters</i>	Returns the parameters which were used to initialize the component.
<i>predict</i>	Make predictions using the fitted CatBoost regressor.
<i>predict_proba</i>	Make probability estimates for labels.
<i>save</i>	Saves component at file path.
<i>update_parameters</i>	Updates the parameter dictionary of the component.

#### **clone**(*self*)

Constructs a new component with the same parameters and random state.

**Returns** A new instance of this component with identical parameters and random state.

#### **default\_parameters**(*cls*)

Returns the default parameters for this component.

Our convention is that `Component.default_parameters == Component().parameters`.

**Returns** Default parameters for this component.

**Return type** dict

#### **describe**(*self*, *print\_name=False*, *return\_dict=False*)

Describe a component and its parameters.

**Parameters**

- **print\_name** (*bool, optional*) – whether to print name of component
- **return\_dict** (*bool, optional*) – whether to return description as dictionary in the format {"name": name, "parameters": parameters}

**Returns** Returns dictionary if return\_dict is True, else None.

**Return type** None or dict

**property feature\_importance**(*self*)

Feature importance of fitted CatBoost regressor.

**fit**(*self, X, y=None*)

Fits CatBoost regressor component to data.

**Parameters**

- **X** (*pd.DataFrame*) – The input training data of shape [n\_samples, n\_features].
- **y** (*pd.Series*) – The target training data of length [n\_samples].

**Returns** self

**get\_prediction\_intervals**(*self, X: pandas.DataFrame, y: Optional[pandas.Series] = None, coverage: List[float] = None, predictions: pandas.Series = None*) → Dict[str, pandas.Series]

Find the prediction intervals using the fitted regressor.

This function takes the predictions of the fitted estimator and calculates the rolling standard deviation across all predictions using a window size of 5. The lower and upper predictions are determined by taking the percent point (quantile) function of the lower tail probability at each bound multiplied by the rolling standard deviation.

**Parameters**

- **X** (*pd.DataFrame*) – Data of shape [n\_samples, n\_features].
- **y** (*pd.Series*) – Target data. Ignored.
- **coverage** (*list[float]*) – A list of floats between the values 0 and 1 that the upper and lower bounds of the prediction interval should be calculated for.
- **predictions** (*pd.Series*) – Optional list of predictions to use. If None, will generate predictions using X.

**Returns** Prediction intervals, keys are in the format {coverage}\_lower or {coverage}\_upper.

**Return type** dict

**Raises** **MethodPropertyNotFoundError** – If the estimator does not support Time Series Regression as a problem type.

**static load**(*file\_path*)

Loads component at file path.

**Parameters** **file\_path** (*str*) – Location to load file.

**Returns** ComponentBase object

**needs\_fitting(*self*)**

Returns boolean determining if component needs fitting before calling predict, predict\_proba, transform, or feature\_importances.

This can be overridden to False for components that do not need to be fit or whose fit methods do nothing.

**Returns** True.

**property parameters(*self*)**

Returns the parameters which were used to initialize the component.

**predict(*self*, *X*)**

Make predictions using the fitted CatBoost regressor.

**Parameters** *X* (*pd.DataFrame*) – Data of shape [n\_samples, n\_features].

**Returns** Predicted values.

**Return type** *pd.DataFrame*

**predict\_proba(*self*, *X*: *pandas.DataFrame*) → *pandas.Series***

Make probability estimates for labels.

**Parameters** *X* (*pd.DataFrame*) – Features.

**Returns** Probability estimates.

**Return type** *pd.Series*

**Raises** **MethodPropertyNotFoundError** – If estimator does not have a predict\_proba method or a component\_obj that implements predict\_proba.

**save(*self*, *file\_path*, *pickle\_protocol*=*cloudpickle.DEFAULT\_PROTOCOL*)**

Saves component at file path.

**Parameters**

- **file\_path** (*str*) – Location to save file.
- **pickle\_protocol** (*int*) – The pickle data stream format.

**update\_parameters(*self*, *update\_dict*, *reset\_fit*=*True*)**

Updates the parameter dictionary of the component.

**Parameters**

- **update\_dict** (*dict*) – A dict of parameters to update.
- **reset\_fit** (*bool*, *optional*) – If True, will set *\_is\_fitted* to False.

**decision\_tree\_regressor**

Decision Tree Regressor.

## Module Contents

### Classes Summary

---

<i>DecisionTreeRegressor</i>	Decision Tree Regressor.
------------------------------	--------------------------

---

### Contents

```
class evalml.pipelines.components.estimators.regressors.decision_tree_regressor.DecisionTreeRegressor(cr
```

Decision Tree Regressor.

#### Parameters

- **criterion** (*{ "squared\_error", "friedman\_mse", "absolute\_error", "poisson" }*) – The function to measure the quality of a split. Supported criteria are:
  - “squared\_error” for the mean squared error, which is equal to variance reduction as feature selection criterion and minimizes the L2 loss using the mean of each terminal node
  - “friedman\_mse”, which uses mean squared error with Friedman’s improvement score for potential splits
  - “absolute\_error” for the mean absolute error, which minimizes the L1 loss using the median of each terminal node,
  - “poisson” which uses reduction in Poisson deviance to find splits.
- **max\_features** (*int, float or { "sqrt", "log2" }*) – The number of features to consider when looking for the best split:
  - If int, then consider max\_features features at each split.
  - If float, then max\_features is a fraction and int(max\_features \* n\_features) features are considered at each split.
  - If “sqrt”, then max\_features=sqrt(n\_features).
  - If “log2”, then max\_features=log2(n\_features).
  - If None, then max\_features = n\_features.

The search for a split does not stop until at least one valid partition of the node samples is found, even if it requires to effectively inspect more than max\_features features.
- **max\_depth** (*int*) – The maximum depth of the tree. Defaults to 6.
- **min\_samples\_split** (*int or float*) – The minimum number of samples required to split an internal node:
  - If int, then consider min\_samples\_split as the minimum number.

- If float, then `min_samples_split` is a fraction and `ceil(min_samples_split * n_samples)` are the minimum number of samples for each split.

Defaults to 2.

- **`min_weight_fraction_leaf`** (*float*) – The minimum weighted fraction of the sum total of weights (of all the input samples) required to be at a leaf node. Defaults to 0.0.
- **`random_seed`** (*int*) – Seed for the random number generator. Defaults to 0.

#### Attributes

<b>hyper-parameter_ranges</b>	{ "criterion": ["squared_error", "friedman_mse", "absolute_error"], "max_features": ["sqrt", "log2"], "max_depth": Integer(4, 10), }
<b>is_multiseries</b>	False
<b>model_family</b>	ModelFamily.DECISION_TREE
<b>modifies_features</b>	True
<b>modifies_target</b>	False
<b>name</b>	Decision Tree Regressor
<b>supported_problem_types</b>	[ ProblemTypes.REGRESSION, ProblemTypes.TIME_SERIES_REGRESSION, ]
<b>training_only</b>	False

#### Methods

<i><a href="#">clone</a></i>	Constructs a new component with the same parameters and random state.
<i><a href="#">default_parameters</a></i>	Returns the default parameters for this component.
<i><a href="#">describe</a></i>	Describe a component and its parameters.
<i><a href="#">feature_importance</a></i>	Returns importance associated with each feature.
<i><a href="#">fit</a></i>	Fits estimator to data.
<i><a href="#">get_prediction_intervals</a></i>	Find the prediction intervals using the fitted regressor.
<i><a href="#">load</a></i>	Loads component at file path.
<i><a href="#">needs_fitting</a></i>	Returns boolean determining if component needs fitting before calling predict, predict_proba, transform, or feature_importances.
<i><a href="#">parameters</a></i>	Returns the parameters which were used to initialize the component.
<i><a href="#">predict</a></i>	Make predictions using selected features.
<i><a href="#">predict_proba</a></i>	Make probability estimates for labels.
<i><a href="#">save</a></i>	Saves component at file path.
<i><a href="#">update_parameters</a></i>	Updates the parameter dictionary of the component.

#### **`clone(self)`**

Constructs a new component with the same parameters and random state.

**Returns** A new instance of this component with identical parameters and random state.

#### **`default_parameters(cls)`**

Returns the default parameters for this component.



Our convention is that `Component.default_parameters == Component().parameters`.

**Returns** Default parameters for this component.

**Return type** dict

**describe**(*self*, *print\_name=False*, *return\_dict=False*)

Describe a component and its parameters.

**Parameters**

- **print\_name** (*bool*, *optional*) – whether to print name of component
- **return\_dict** (*bool*, *optional*) – whether to return description as dictionary in the format {"name": name, "parameters": parameters}

**Returns** Returns dictionary if `return_dict` is `True`, else `None`.

**Return type** None or dict

**property feature\_importance**(*self*) → pandas.Series

Returns importance associated with each feature.

**Returns** Importance associated with each feature.

**Return type** np.ndarray

**Raises** **MethodPropertyNotFoundError** – If estimator does not have a `feature_importance` method or a `component_obj` that implements `feature_importance`.

**fit**(*self*, *X: pandas.DataFrame*, *y: Optional[pandas.Series] = None*)

Fits estimator to data.

**Parameters**

- **X** (*pd.DataFrame*) – The input training data of shape `[n_samples, n_features]`.
- **y** (*pd.Series*, *optional*) – The target training data of length `[n_samples]`.

**Returns** *self*

**get\_prediction\_intervals**(*self*, *X: pandas.DataFrame*, *y: Optional[pandas.Series] = None*, *coverage: List[float] = None*, *predictions: pandas.Series = None*) → Dict[str, pandas.Series]

Find the prediction intervals using the fitted regressor.

This function takes the predictions of the fitted estimator and calculates the rolling standard deviation across all predictions using a window size of 5. The lower and upper predictions are determined by taking the percent point (quantile) function of the lower tail probability at each bound multiplied by the rolling standard deviation.

**Parameters**

- **X** (*pd.DataFrame*) – Data of shape `[n_samples, n_features]`.
- **y** (*pd.Series*) – Target data. Ignored.
- **coverage** (*list[float]*) – A list of floats between the values 0 and 1 that the upper and lower bounds of the prediction interval should be calculated for.
- **predictions** (*pd.Series*) – Optional list of predictions to use. If `None`, will generate predictions using `X`.

**Returns** Prediction intervals, keys are in the format `{coverage}_lower` or `{coverage}_upper`.

**Return type** dict

**Raises `MethodPropertyNotFoundError`** – If the estimator does not support Time Series Regression as a problem type.

**static load**(*file\_path*)

Loads component at file path.

**Parameters** *file\_path* (*str*) – Location to load file.

**Returns** ComponentBase object

**needs\_fitting**(*self*)

Returns boolean determining if component needs fitting before calling predict, predict\_proba, transform, or feature\_importances.

This can be overridden to False for components that do not need to be fit or whose fit methods do nothing.

**Returns** True.

**property parameters**(*self*)

Returns the parameters which were used to initialize the component.

**predict**(*self*, *X*: *pandas.DataFrame*) → *pandas.Series*

Make predictions using selected features.

**Parameters** *X* (*pd.DataFrame*) – Data of shape [n\_samples, n\_features].

**Returns** Predicted values.

**Return type** *pd.Series*

**Raises `MethodPropertyNotFoundError`** – If estimator does not have a predict method or a component\_obj that implements predict.

**predict\_proba**(*self*, *X*: *pandas.DataFrame*) → *pandas.Series*

Make probability estimates for labels.

**Parameters** *X* (*pd.DataFrame*) – Features.

**Returns** Probability estimates.

**Return type** *pd.Series*

**Raises `MethodPropertyNotFoundError`** – If estimator does not have a predict\_proba method or a component\_obj that implements predict\_proba.

**save**(*self*, *file\_path*, *pickle\_protocol*=*cloudpickle.DEFAULT\_PROTOCOL*)

Saves component at file path.

**Parameters**

- **file\_path** (*str*) – Location to save file.
- **pickle\_protocol** (*int*) – The pickle data stream format.

**update\_parameters**(*self*, *update\_dict*, *reset\_fit*=*True*)

Updates the parameter dictionary of the component.

**Parameters**

- **update\_dict** (*dict*) – A dict of parameters to update.
- **reset\_fit** (*bool*, *optional*) – If True, will set *\_is\_fitted* to False.

## elasticnet\_regressor

Elastic Net Regressor.

### Module Contents

### Classes Summary

---

*ElasticNetRegressor*

---

Elastic Net Regressor.

---

### Contents

```
class evalml.pipelines.components.estimators.regressors.elasticnet_regressor.ElasticNetRegressor(alpha=0.0001, l1_ratio=0.15, max_iter=1000, random_seed=None, **kwargs)
```

Elastic Net Regressor.

#### Parameters

- **alpha** (*float*) – Constant that multiplies the penalty terms. Defaults to 0.0001.
- **l1\_ratio** (*float*) – The mixing parameter, with  $0 \leq \text{l1\_ratio} \leq 1$ . Only used if `penalty='elasticnet'`. Setting `l1_ratio=0` is equivalent to using `penalty='l2'`, while setting `l1_ratio=1` is equivalent to using `penalty='l1'`. For  $0 < \text{l1\_ratio} < 1$ , the penalty is a combination of L1 and L2. Defaults to 0.15.
- **max\_iter** (*int*) – The maximum number of iterations. Defaults to 1000.
- **random\_seed** (*int*) – Seed for the random number generator. Defaults to 0.

#### Attributes

<b>hyper-parameter_ranges</b>	{ "alpha": Real(0, 1), "l1_ratio": Real(0, 1), }
<b>is_multiseries</b>	False
<b>model_family</b>	ModelFamily.LINEAR_MODEL
<b>modifies_features</b>	True
<b>modifies_target</b>	False
<b>name</b>	Elastic Net Regressor
<b>supported_problem_types</b>	[ ProblemTypes.REGRESSION, ProblemTypes.TIME_SERIES_REGRESSION, ]
<b>training_only</b>	False

#### Methods

<code>clone</code>	Constructs a new component with the same parameters and random state.
<code>default_parameters</code>	Returns the default parameters for this component.
<code>describe</code>	Describe a component and its parameters.
<code>feature_importance</code>	Feature importance for fitted ElasticNet regressor.
<code>fit</code>	Fits estimator to data.
<code>get_prediction_intervals</code>	Find the prediction intervals using the fitted regressor.
<code>load</code>	Loads component at file path.
<code>needs_fitting</code>	Returns boolean determining if component needs fitting before calling predict, predict_proba, transform, or feature_importances.
<code>parameters</code>	Returns the parameters which were used to initialize the component.
<code>predict</code>	Make predictions using selected features.
<code>predict_proba</code>	Make probability estimates for labels.
<code>save</code>	Saves component at file path.
<code>update_parameters</code>	Updates the parameter dictionary of the component.

**clone**(*self*)

Constructs a new component with the same parameters and random state.

**Returns** A new instance of this component with identical parameters and random state.

**default\_parameters**(*cls*)

Returns the default parameters for this component.

Our convention is that `Component.default_parameters == Component().parameters`.

**Returns** Default parameters for this component.

**Return type** dict

**describe**(*self*, *print\_name=False*, *return\_dict=False*)

Describe a component and its parameters.

**Parameters**

- **print\_name** (*bool*, *optional*) – whether to print name of component
- **return\_dict** (*bool*, *optional*) – whether to return description as dictionary in the format {"name": name, "parameters": parameters}

**Returns** Returns dictionary if return\_dict is True, else None.

**Return type** None or dict

**property feature\_importance**(*self*)

Feature importance for fitted ElasticNet regressor.

**fit**(*self*, *X: pandas.DataFrame*, *y: Optional[pandas.Series] = None*)

Fits estimator to data.

**Parameters**

- **X** (*pd.DataFrame*) – The input training data of shape [n\_samples, n\_features].
- **y** (*pd.Series*, *optional*) – The target training data of length [n\_samples].

**Returns** self

**get\_prediction\_intervals**(*self*, *X*: *pandas.DataFrame*, *y*: *Optional[pandas.Series] = None*, *coverage*: *List[float] = None*, *predictions*: *pandas.Series = None*) → *Dict[str, pandas.Series]*

Find the prediction intervals using the fitted regressor.

This function takes the predictions of the fitted estimator and calculates the rolling standard deviation across all predictions using a window size of 5. The lower and upper predictions are determined by taking the percent point (quantile) function of the lower tail probability at each bound multiplied by the rolling standard deviation.

#### Parameters

- **X** (*pd.DataFrame*) – Data of shape [n\_samples, n\_features].
- **y** (*pd.Series*) – Target data. Ignored.
- **coverage** (*list[float]*) – A list of floats between the values 0 and 1 that the upper and lower bounds of the prediction interval should be calculated for.
- **predictions** (*pd.Series*) – Optional list of predictions to use. If None, will generate predictions using X.

**Returns** Prediction intervals, keys are in the format {coverage}\_lower or {coverage}\_upper.

**Return type** dict

**Raises** **MethodPropertyNotFoundError** – If the estimator does not support Time Series Regression as a problem type.

**static load**(*file\_path*)

Loads component at file path.

**Parameters** **file\_path** (*str*) – Location to load file.

**Returns** ComponentBase object

**needs\_fitting**(*self*)

Returns boolean determining if component needs fitting before calling predict, predict\_proba, transform, or feature\_importances.

This can be overridden to False for components that do not need to be fit or whose fit methods do nothing.

**Returns** True.

**property parameters**(*self*)

Returns the parameters which were used to initialize the component.

**predict**(*self*, *X*: *pandas.DataFrame*) → *pandas.Series*

Make predictions using selected features.

**Parameters** **X** (*pd.DataFrame*) – Data of shape [n\_samples, n\_features].

**Returns** Predicted values.

**Return type** *pd.Series*

**Raises** **MethodPropertyNotFoundError** – If estimator does not have a predict method or a component\_obj that implements predict.

**predict\_proba**(*self*, *X*: *pandas.DataFrame*) → *pandas.Series*

Make probability estimates for labels.

**Parameters** **X** (*pd.DataFrame*) – Features.

**Returns** Probability estimates.

**Return type** `pd.Series`

**Raises** **MethodPropertyNotFoundError** – If estimator does not have a `predict_proba` method or a `component_obj` that implements `predict_proba`.

**save**(*self*, *file\_path*, *pickle\_protocol=cloudpickle.DEFAULT\_PROTOCOL*)

Saves component at file path.

**Parameters**

- **file\_path** (*str*) – Location to save file.
- **pickle\_protocol** (*int*) – The pickle data stream format.

**update\_parameters**(*self*, *update\_dict*, *reset\_fit=True*)

Updates the parameter dictionary of the component.

**Parameters**

- **update\_dict** (*dict*) – A dict of parameters to update.
- **reset\_fit** (*bool*, *optional*) – If True, will set `_is_fitted` to False.

## et\_regressor

Extra Trees Regressor.

## Module Contents

## Classes Summary

---

<a href="#"><i>ExtraTreesRegressor</i></a>	Extra Trees Regressor.
--	------------------------

---

## Contents

```

class evalml.pipelines.components.estimators.regressors.et_regressor.ExtraTreesRegressor(n_estimators:
    int
    =
    100,
    max_features:
    str
    =
    'sqrt',
    max_depth:
    int
    =
    6,
    min_samples_split:
    int
    =
    2,
    min_weight_fraction:
    float
    =
    0.0,
    n_jobs:
    int
    =
    -

    1,
    random_seed:
    Union[int,
    float]
    =
    0,
    **kwargs)

```

Extra Trees Regressor.

#### Parameters

- ***n\_estimators*** (*float*) – The number of trees in the forest. Defaults to 100.
- ***max\_features*** (*int*, *float* or {"sqrt", "log2"}) – The number of features to consider when looking for the best split:
  - If int, then consider *max\_features* features at each split.
  - If float, then *max\_features* is a fraction and `int(max_features * n_features)` features are considered at each split.
  - If “sqrt”, then `max_features=sqrt(n_features)`.
  - If “log2”, then `max_features=log2(n_features)`.
  - If None, then `max_features = n_features`.

The search for a split does not stop until at least one valid partition of the node samples is found, even if it requires to effectively inspect more than *max\_features* features.

- ***max\_depth*** (*int*) – The maximum depth of the tree. Defaults to 6.

- **min\_samples\_split** (*int or float*) – The minimum number of samples required to split an internal node:
  - If int, then consider min\_samples\_split as the minimum number.
  - If float, then min\_samples\_split is a fraction and  $\text{ceil}(\text{min\_samples\_split} * \text{n\_samples})$  are the minimum number of samples for each split.
- **2.** (*Defaults to*) –
- **min\_weight\_fraction\_leaf** (*float*) – The minimum weighted fraction of the sum total of weights (of all the input samples) required to be at a leaf node. Defaults to 0.0.
- **n\_jobs** (*int or None*) – Number of jobs to run in parallel. -1 uses all processes. Defaults to -1.
- **random\_seed** (*int*) – Seed for the random number generator. Defaults to 0.

#### Attributes

<b>hyper-parameter_ranges</b>	{ “n_estimators”: Integer(10, 1000), “max_features”: [“sqrt”, “log2”], “max_depth”: Integer(4, 10), }
<b>is_multiseries</b>	False
<b>model_family</b>	ModelFamily.EXTRA_TREES
<b>modifies_features</b>	True
<b>modifies_target</b>	False
<b>name</b>	Extra Trees Regressor
<b>supported_problem_types</b>	[ ProblemTypes.REGRESSION, ProblemTypes.TIME_SERIES_REGRESSION, ]
<b>training_only</b>	False

#### Methods

<i>clone</i>	Constructs a new component with the same parameters and random state.
<i>default_parameters</i>	Returns the default parameters for this component.
<i>describe</i>	Describe a component and its parameters.
<i>feature_importance</i>	Returns importance associated with each feature.
<i>fit</i>	Fits estimator to data.
<i>get_prediction_intervals</i>	Find the prediction intervals using the fitted Extra-TreesRegressor.
<i>load</i>	Loads component at file path.
<i>needs_fitting</i>	Returns boolean determining if component needs fitting before calling predict, predict_proba, transform, or feature_importances.
<i>parameters</i>	Returns the parameters which were used to initialize the component.
<i>predict</i>	Make predictions using selected features.
<i>predict_proba</i>	Make probability estimates for labels.
<i>save</i>	Saves component at file path.
<i>update_parameters</i>	Updates the parameter dictionary of the component.



**clone**(*self*)

Constructs a new component with the same parameters and random state.

**Returns** A new instance of this component with identical parameters and random state.

**default\_parameters**(*cls*)

Returns the default parameters for this component.

Our convention is that `Component.default_parameters == Component().parameters`.

**Returns** Default parameters for this component.

**Return type** dict

**describe**(*self*, *print\_name=False*, *return\_dict=False*)

Describe a component and its parameters.

**Parameters**

- **print\_name** (*bool*, *optional*) – whether to print name of component
- **return\_dict** (*bool*, *optional*) – whether to return description as dictionary in the format {"name": name, "parameters": parameters}

**Returns** Returns dictionary if `return_dict` is `True`, else `None`.

**Return type** None or dict

**property feature\_importance**(*self*) → pandas.Series

Returns importance associated with each feature.

**Returns** Importance associated with each feature.

**Return type** np.ndarray

**Raises** **MethodPropertyNotFoundError** – If estimator does not have a `feature_importance` method or a `component_obj` that implements `feature_importance`.

**fit**(*self*, *X: pandas.DataFrame*, *y: Optional[pandas.Series] = None*)

Fits estimator to data.

**Parameters**

- **X** (*pd.DataFrame*) – The input training data of shape `[n_samples, n_features]`.
- **y** (*pd.Series*, *optional*) – The target training data of length `[n_samples]`.

**Returns** *self*

**get\_prediction\_intervals**(*self*, *X: pandas.DataFrame*, *y: Optional[pandas.Series] = None*, *coverage: List[float] = None*, *predictions: pandas.Series = None*) → Dict[str, pandas.Series]

Find the prediction intervals using the fitted `ExtraTreesRegressor`.

**Parameters**

- **X** (*pd.DataFrame*) – Data of shape `[n_samples, n_features]`.
- **y** (*pd.Series*) – Target data. Optional.
- **coverage** (*list[float]*) – A list of floats between the values 0 and 1 that the upper and lower bounds of the prediction interval should be calculated for.
- **predictions** (*pd.Series*) – Optional list of predictions to use. If `None`, will generate predictions using `X`.

**Returns** Prediction intervals, keys are in the format {coverage}\_lower or {coverage}\_upper.

**Return type** dict

**static load**(*file\_path*)

Loads component at file path.

**Parameters** **file\_path** (*str*) – Location to load file.

**Returns** ComponentBase object

**needs\_fitting**(*self*)

Returns boolean determining if component needs fitting before calling predict, predict\_proba, transform, or feature\_importances.

This can be overridden to False for components that do not need to be fit or whose fit methods do nothing.

**Returns** True.

**property parameters**(*self*)

Returns the parameters which were used to initialize the component.

**predict**(*self*, *X*: *pandas.DataFrame*) → *pandas.Series*

Make predictions using selected features.

**Parameters** **X** (*pd.DataFrame*) – Data of shape [n\_samples, n\_features].

**Returns** Predicted values.

**Return type** *pd.Series*

**Raises** **MethodPropertyNotFoundError** – If estimator does not have a predict method or a component\_obj that implements predict.

**predict\_proba**(*self*, *X*: *pandas.DataFrame*) → *pandas.Series*

Make probability estimates for labels.

**Parameters** **X** (*pd.DataFrame*) – Features.

**Returns** Probability estimates.

**Return type** *pd.Series*

**Raises** **MethodPropertyNotFoundError** – If estimator does not have a predict\_proba method or a component\_obj that implements predict\_proba.

**save**(*self*, *file\_path*, *pickle\_protocol*=*cloudpickle.DEFAULT\_PROTOCOL*)

Saves component at file path.

**Parameters**

- **file\_path** (*str*) – Location to save file.
- **pickle\_protocol** (*int*) – The pickle data stream format.

**update\_parameters**(*self*, *update\_dict*, *reset\_fit*=*True*)

Updates the parameter dictionary of the component.

**Parameters**

- **update\_dict** (*dict*) – A dict of parameters to update.
- **reset\_fit** (*bool*, *optional*) – If True, will set *\_is\_fitted* to False.

## exponential\_smoothing\_regressor

Holt-Winters Exponential Smoothing Forecaster.

### Module Contents

### Classes Summary

---

<i><a href="#">ExponentialSmoothingRegressor</a></i>	Holt-Winters Exponential Smoothing Forecaster.
--	--

---

### Contents

`class evalml.pipelines.components.estimators.regressors.exponential_smoothing_regressor.ExponentialSmoothingRegressor`

Holt-Winters Exponential Smoothing Forecaster.

Currently `ExponentialSmoothingRegressor` isn't supported via conda install. It's recommended that it be installed via PyPI.

#### Parameters

- **trend** (*str*) – Type of trend component. Defaults to None.
- **damped\_trend** (*bool*) – If the trend component should be damped. Defaults to False.
- **seasonal** (*str*) – Type of seasonal component. Takes one of {"additive", None}. Can also be multiplicative if
- **0** (*none of the target data is*) –
- **None.** (*but AutoMLSearch will not tune for this. Defaults to*) –
- **sp** (*int*) – The number of seasonal periods to consider. Defaults to 2.
- **n\_jobs** (*int or None*) – Non-negative integer describing level of parallelism used for pipelines. Defaults to -1.
- **random\_seed** (*int*) – Seed for the random number generator. Defaults to 0.

#### Attributes

<b>hyper-parameter_ranges</b>	{ "trend": [None, "additive"], "damped_trend": [True, False], "seasonal": [None, "additive"], "sp": Integer(2, 8), }
<b>is_multiseries</b>	False
<b>model_family</b>	ModelFamily.EXPONENTIAL_SMOOTHING
<b>modifies_features</b>	True
<b>modifies_target</b>	False
<b>name</b>	Exponential Smoothing Regressor
<b>supported_problem_types</b>	[ProblemTypes.TIME_SERIES_REGRESSION]
<b>training_only</b>	False

#### Methods

<i>clone</i>	Constructs a new component with the same parameters and random state.
<i>default_parameters</i>	Returns the default parameters for this component.
<i>describe</i>	Describe a component and its parameters.
<i>feature_importance</i>	Returns array of 0's with a length of 1 as feature_importance is not defined for Exponential Smoothing regressor.
<i>fit</i>	Fits Exponential Smoothing Regressor to data.
<i>get_prediction_intervals</i>	Find the prediction intervals using the fitted ExponentialSmoothingRegressor.
<i>load</i>	Loads component at file path.
<i>needs_fitting</i>	Returns boolean determining if component needs fitting before calling predict, predict_proba, transform, or feature_importances.
<i>parameters</i>	Returns the parameters which were used to initialize the component.
<i>predict</i>	Make predictions using fitted Exponential Smoothing regressor.
<i>predict_proba</i>	Make probability estimates for labels.
<i>save</i>	Saves component at file path.
<i>update_parameters</i>	Updates the parameter dictionary of the component.

**clone**(*self*)

Constructs a new component with the same parameters and random state.

**Returns** A new instance of this component with identical parameters and random state.

**default\_parameters**(*cls*)

Returns the default parameters for this component.

Our convention is that `Component.default_parameters == Component().parameters`.

**Returns** Default parameters for this component.

**Return type** dict

**describe**(*self*, *print\_name=False*, *return\_dict=False*)

Describe a component and its parameters.

**Parameters**

- **print\_name** (*bool*, *optional*) – whether to print name of component
- **return\_dict** (*bool*, *optional*) – whether to return description as dictionary in the format {"name": name, "parameters": parameters}

**Returns** Returns dictionary if return\_dict is True, else None.

**Return type** None or dict

**property feature\_importance**(*self*) → pandas.Series

Returns array of 0's with a length of 1 as feature\_importance is not defined for Exponential Smoothing regressor.

**fit**(*self*, *X: pandas.DataFrame*, *y: Optional[pandas.Series] = None*)

Fits Exponential Smoothing Regressor to data.

**Parameters**

- **X** (*pd.DataFrame*) – The input training data of shape [n\_samples, n\_features]. Ignored.
- **y** (*pd.Series*) – The target training data of length [n\_samples].

**Returns** self

**Raises** **ValueError** – If y was not passed in.

**get\_prediction\_intervals**(*self*, *X*: *pandas.DataFrame*, *y*: *Optional[pandas.Series] = None*, *coverage*: *List[float] = None*, *predictions*: *pandas.Series = None*) → Dict[str, *pandas.Series*]

Find the prediction intervals using the fitted `ExponentialSmoothingRegressor`.

Calculates the prediction intervals by using a simulation of the time series following a specified state space model.

**Parameters**

- **X** (*pd.DataFrame*) – Data of shape [n\_samples, n\_features].
- **y** (*pd.Series*) – Target data. Optional.
- **coverage** (*List[float]*) – A list of floats between the values 0 and 1 that the upper and lower bounds of the prediction interval should be calculated for.
- **predictions** (*pd.Series*) – Not used for Exponential Smoothing regressor.

**Returns** Prediction intervals, keys are in the format {coverage}\_lower or {coverage}\_upper.

**Return type** dict

**static load**(*file\_path*)

Loads component at file path.

**Parameters** **file\_path** (*str*) – Location to load file.

**Returns** ComponentBase object

**needs\_fitting**(*self*)

Returns boolean determining if component needs fitting before calling predict, predict\_proba, transform, or feature\_importances.

This can be overridden to False for components that do not need to be fit or whose fit methods do nothing.

**Returns** True.

**property parameters**(*self*)

Returns the parameters which were used to initialize the component.

**predict**(*self*, *X*: *pandas.DataFrame*, *y*: *Optional[pandas.Series] = None*) → *pandas.Series*

Make predictions using fitted Exponential Smoothing regressor.

**Parameters**

- **X** (*pd.DataFrame*) – Data of shape [n\_samples, n\_features]. Ignored except to set forecast horizon.
- **y** (*pd.Series*) – Target data.

**Returns** Predicted values.

**Return type** *pd.Series*

**predict\_proba**(*self*, *X*: *pandas.DataFrame*) → *pandas.Series*

Make probability estimates for labels.

**Parameters** *X* (*pd.DataFrame*) – Features.

**Returns** Probability estimates.

**Return type** *pd.Series*

**Raises** **MethodPropertyNotFoundError** – If estimator does not have a `predict_proba` method or a `component_obj` that implements `predict_proba`.

**save**(*self*, *file\_path*, *pickle\_protocol=cloudpickle.DEFAULT\_PROTOCOL*)

Saves component at file path.

**Parameters**

- **file\_path** (*str*) – Location to save file.
- **pickle\_protocol** (*int*) – The pickle data stream format.

**update\_parameters**(*self*, *update\_dict*, *reset\_fit=True*)

Updates the parameter dictionary of the component.

**Parameters**

- **update\_dict** (*dict*) – A dict of parameters to update.
- **reset\_fit** (*bool*, *optional*) – If True, will set `_is_fitted` to False.

## lightgbm\_regressor

LightGBM Regressor.

### Module Contents

### Classes Summary

---

*LightGBMRegressor*

---

LightGBM Regressor.

---

### Contents

```
class evalml.pipelines.components.estimators.regressors.lightgbm_regressor.LightGBMRegressor(boosting_type=  
    learning_rate=0.1,  
    n_estimators=100,  
    max_depth=6,  
    num_leaves=31,  
    min_child_samples=20,  
    bagging_fraction=0.9,  
    bagging_freq=0,  
    n_jobs=-1,  
    random_seed=0,  
    **kwargs)
```

LightGBM Regressor.

#### Parameters

- **boosting\_type** (*string*) – Type of boosting to use. Defaults to “gbdt”. - ‘gbdt’ uses traditional Gradient Boosting Decision Tree - “dart”, uses Dropouts meet Multiple Additive Regression Trees - “goss”, uses Gradient-based One-Side Sampling - “rf”, uses Random Forest
- **learning\_rate** (*float*) – Boosting learning rate. Defaults to 0.1.
- **n\_estimators** (*int*) – Number of boosted trees to fit. Defaults to 100.
- **max\_depth** (*int*) – Maximum tree depth for base learners, <=0 means no limit. Defaults to 0.
- **num\_leaves** (*int*) – Maximum tree leaves for base learners. Defaults to 31.
- **min\_child\_samples** (*int*) – Minimum number of data needed in a child (leaf). Defaults to 20.
- **bagging\_fraction** (*float*) – LightGBM will randomly select a subset of features on each iteration (tree) without resampling if this is smaller than 1.0. For example, if set to 0.8, LightGBM will select 80% of features before training each tree. This can be used to speed up training and deal with overfitting. Defaults to 0.9.
- **bagging\_freq** (*int*) – Frequency for bagging. 0 means bagging is disabled. k means perform bagging at every k iteration. Every k-th iteration, LightGBM will randomly select bagging\_fraction \* 100 % of the data to use for the next k iterations. Defaults to 0.
- **n\_jobs** (*int or None*) – Number of threads to run in parallel. -1 uses all threads. Defaults to -1.
- **random\_seed** (*int*) – Seed for the random number generator. Defaults to 0.

#### Attributes



<b>hyper-parameter_ranges</b>	{ "learning_rate": Real(0.000001, 1), "boosting_type": ["gbdt", "dart", "goss", "rf"], "n_estimators": Integer(10, 100), "max_depth": Integer(0, 10), "num_leaves": Integer(2, 100), "min_child_samples": Integer(1, 100), "bagging_fraction": Real(0.000001, 1), "bagging_freq": Integer(0, 1),}
<b>is_multiseries</b>	False
<b>model_family</b>	ModelFamily.LIGHTGBM
<b>modifies_features</b>	True
<b>modifies_target</b>	False
<b>name</b>	LightGBM Regressor
<b>SEED_MAX</b>	SEED_BOUNDS.max_bound
<b>SEED_MIN</b>	0
<b>supported_problem_types</b>	[ProblemTypes.REGRESSION]
<b>training_only</b>	False

## Methods

<i>clone</i>	Constructs a new component with the same parameters and random state.
<i>default_parameters</i>	Returns the default parameters for this component.
<i>describe</i>	Describe a component and its parameters.
<i>feature_importance</i>	Returns importance associated with each feature.
<i>fit</i>	Fits LightGBM regressor to data.
<i>get_prediction_intervals</i>	Find the prediction intervals using the fitted regressor.
<i>load</i>	Loads component at file path.
<i>needs_fitting</i>	Returns boolean determining if component needs fitting before calling predict, predict_proba, transform, or feature_importances.
<i>parameters</i>	Returns the parameters which were used to initialize the component.
<i>predict</i>	Make predictions using fitted LightGBM regressor.
<i>predict_proba</i>	Make probability estimates for labels.
<i>save</i>	Saves component at file path.
<i>update_parameters</i>	Updates the parameter dictionary of the component.

### **clone**(*self*)

Constructs a new component with the same parameters and random state.

**Returns** A new instance of this component with identical parameters and random state.

### **default\_parameters**(*cls*)

Returns the default parameters for this component.

Our convention is that `Component.default_parameters == Component().parameters`.

**Returns** Default parameters for this component.

**Return type** dict

**describe**(*self*, *print\_name=False*, *return\_dict=False*)

Describe a component and its parameters.

**Parameters**

- **print\_name** (*bool*, *optional*) – whether to print name of component
- **return\_dict** (*bool*, *optional*) – whether to return description as dictionary in the format {"name": name, "parameters": parameters}

**Returns** Returns dictionary if return\_dict is True, else None.

**Return type** None or dict

**property feature\_importance**(*self*) → pandas.Series

Returns importance associated with each feature.

**Returns** Importance associated with each feature.

**Return type** np.ndarray

**Raises MethodPropertyNotFoundError** – If estimator does not have a feature\_importance method or a component\_obj that implements feature\_importance.

**fit**(*self*, *X*, *y=None*)

Fits LightGBM regressor to data.

**Parameters**

- **X** (*pd.DataFrame*) – The input training data of shape [n\_samples, n\_features].
- **y** (*pd.Series*) – The target training data of length [n\_samples].

**Returns** self

**get\_prediction\_intervals**(*self*, *X: pandas.DataFrame*, *y: Optional[pandas.Series] = None*, *coverage: List[float] = None*, *predictions: pandas.Series = None*) → Dict[str, pandas.Series]

Find the prediction intervals using the fitted regressor.

This function takes the predictions of the fitted estimator and calculates the rolling standard deviation across all predictions using a window size of 5. The lower and upper predictions are determined by taking the percent point (quantile) function of the lower tail probability at each bound multiplied by the rolling standard deviation.

**Parameters**

- **X** (*pd.DataFrame*) – Data of shape [n\_samples, n\_features].
- **y** (*pd.Series*) – Target data. Ignored.
- **coverage** (*list[float]*) – A list of floats between the values 0 and 1 that the upper and lower bounds of the prediction interval should be calculated for.
- **predictions** (*pd.Series*) – Optional list of predictions to use. If None, will generate predictions using X.

**Returns** Prediction intervals, keys are in the format {coverage}\_lower or {coverage}\_upper.

**Return type** dict

**Raises MethodPropertyNotFoundError** – If the estimator does not support Time Series Regression as a problem type.

**static load**(*file\_path*)

Loads component at file path.

**Parameters** *file\_path* (*str*) – Location to load file.

**Returns** ComponentBase object

**needs\_fitting**(*self*)

Returns boolean determining if component needs fitting before calling predict, predict\_proba, transform, or feature\_importances.

This can be overridden to False for components that do not need to be fit or whose fit methods do nothing.

**Returns** True.

**property parameters**(*self*)

Returns the parameters which were used to initialize the component.

**predict**(*self*, *X*)

Make predictions using fitted LightGBM regressor.

**Parameters** *X* (*pd.DataFrame*) – Data of shape [n\_samples, n\_features].

**Returns** Predicted values.

**Return type** *pd.Series*

**predict\_proba**(*self*, *X*: *pandas.DataFrame*) → *pandas.Series*

Make probability estimates for labels.

**Parameters** *X* (*pd.DataFrame*) – Features.

**Returns** Probability estimates.

**Return type** *pd.Series*

**Raises** **MethodPropertyNotFoundError** – If estimator does not have a predict\_proba method or a component\_obj that implements predict\_proba.

**save**(*self*, *file\_path*, *pickle\_protocol*=*cloudpickle.DEFAULT\_PROTOCOL*)

Saves component at file path.

**Parameters**

- **file\_path** (*str*) – Location to save file.
- **pickle\_protocol** (*int*) – The pickle data stream format.

**update\_parameters**(*self*, *update\_dict*, *reset\_fit*=*True*)

Updates the parameter dictionary of the component.

**Parameters**

- **update\_dict** (*dict*) – A dict of parameters to update.
- **reset\_fit** (*bool*, *optional*) – If True, will set *\_is\_fitted* to False.

## linear\_regressor

Linear Regressor.

### Module Contents

### Classes Summary

---

<a href="#"><i>LinearRegressor</i></a>	Linear Regressor.
--	-------------------

---

### Contents

```
class evalml.pipelines.components.estimators.regressors.linear_regressor.LinearRegressor(fit_intercept=True,  
                                                                                       n_jobs=-1,  
                                                                                       l1,  
                                                                                       random_seed=0,  
                                                                                       **kwargs)
```

Linear Regressor.

#### Parameters

- **fit\_intercept** (*boolean*) – Whether to calculate the intercept for this model. If set to False, no intercept will be used in calculations (i.e. data is expected to be centered). Defaults to True.
- **n\_jobs** (*int or None*) – Number of jobs to run in parallel. -1 uses all threads. Defaults to -1.
- **random\_seed** (*int*) – Seed for the random number generator. Defaults to 0.

#### Attributes

<b>hyper-parameter_ranges</b>	{ “fit_intercept”: [True, False], }
<b>is_multiseries</b>	False
<b>model_family</b>	ModelFamily.LINEAR_MODEL
<b>modifies_features</b>	True
<b>modifies_target</b>	False
<b>name</b>	Linear Regressor
<b>supported_problem_types</b>	[ ProblemTypes.REGRESSION, ProblemTypes.TIME_SERIES_REGRESSION, ]
<b>training_only</b>	False

#### Methods

<code>clone</code>	Constructs a new component with the same parameters and random state.
<code>default_parameters</code>	Returns the default parameters for this component.
<code>describe</code>	Describe a component and its parameters.
<code>feature_importance</code>	Feature importance for fitted linear regressor.
<code>fit</code>	Fits estimator to data.
<code>get_prediction_intervals</code>	Find the prediction intervals using the fitted regressor.
<code>load</code>	Loads component at file path.
<code>needs_fitting</code>	Returns boolean determining if component needs fitting before calling predict, predict_proba, transform, or feature_importances.
<code>parameters</code>	Returns the parameters which were used to initialize the component.
<code>predict</code>	Make predictions using selected features.
<code>predict_proba</code>	Make probability estimates for labels.
<code>save</code>	Saves component at file path.
<code>update_parameters</code>	Updates the parameter dictionary of the component.

**clone(self)**

Constructs a new component with the same parameters and random state.

**Returns** A new instance of this component with identical parameters and random state.

**default\_parameters(cls)**

Returns the default parameters for this component.

Our convention is that `Component.default_parameters == Component().parameters`.

**Returns** Default parameters for this component.

**Return type** dict

**describe(self, print\_name=False, return\_dict=False)**

Describe a component and its parameters.

**Parameters**

- **print\_name** (*bool, optional*) – whether to print name of component
- **return\_dict** (*bool, optional*) – whether to return description as dictionary in the format {"name": name, "parameters": parameters}

**Returns** Returns dictionary if return\_dict is True, else None.

**Return type** None or dict

**property feature\_importance(self)**

Feature importance for fitted linear regressor.

**fit(self, X: pandas.DataFrame, y: Optional[pandas.Series] = None)**

Fits estimator to data.

**Parameters**

- **X** (*pd.DataFrame*) – The input training data of shape [n\_samples, n\_features].
- **y** (*pd.Series, optional*) – The target training data of length [n\_samples].

**Returns** self

**get\_prediction\_intervals**(*self*, *X*: *pandas.DataFrame*, *y*: *Optional[pandas.Series] = None*, *coverage*: *List[float] = None*, *predictions*: *pandas.Series = None*) → *Dict[str, pandas.Series]*

Find the prediction intervals using the fitted regressor.

This function takes the predictions of the fitted estimator and calculates the rolling standard deviation across all predictions using a window size of 5. The lower and upper predictions are determined by taking the percent point (quantile) function of the lower tail probability at each bound multiplied by the rolling standard deviation.

**Parameters**

- **X** (*pd.DataFrame*) – Data of shape [n\_samples, n\_features].
- **y** (*pd.Series*) – Target data. Ignored.
- **coverage** (*list[float]*) – A list of floats between the values 0 and 1 that the upper and lower bounds of the prediction interval should be calculated for.
- **predictions** (*pd.Series*) – Optional list of predictions to use. If None, will generate predictions using X.

**Returns** Prediction intervals, keys are in the format {coverage}\_lower or {coverage}\_upper.

**Return type** dict

**Raises** **MethodPropertyNotFoundError** – If the estimator does not support Time Series Regression as a problem type.

**static load**(*file\_path*)

Loads component at file path.

**Parameters** **file\_path** (*str*) – Location to load file.

**Returns** ComponentBase object

**needs\_fitting**(*self*)

Returns boolean determining if component needs fitting before calling predict, predict\_proba, transform, or feature\_importances.

This can be overridden to False for components that do not need to be fit or whose fit methods do nothing.

**Returns** True.

**property parameters**(*self*)

Returns the parameters which were used to initialize the component.

**predict**(*self*, *X*: *pandas.DataFrame*) → *pandas.Series*

Make predictions using selected features.

**Parameters** **X** (*pd.DataFrame*) – Data of shape [n\_samples, n\_features].

**Returns** Predicted values.

**Return type** *pd.Series*

**Raises** **MethodPropertyNotFoundError** – If estimator does not have a predict method or a component\_obj that implements predict.

**predict\_proba**(*self*, *X*: *pandas.DataFrame*) → *pandas.Series*

Make probability estimates for labels.

**Parameters** **X** (*pd.DataFrame*) – Features.

**Returns** Probability estimates.

**Return type** `pd.Series`

**Raises** **MethodPropertyNotFoundError** – If estimator does not have a `predict_proba` method or a `component_obj` that implements `predict_proba`.

**save**(*self*, *file\_path*, *pickle\_protocol=cloudpickle.DEFAULT\_PROTOCOL*)

Saves component at file path.

**Parameters**

- **file\_path** (*str*) – Location to save file.
- **pickle\_protocol** (*int*) – The pickle data stream format.

**update\_parameters**(*self*, *update\_dict*, *reset\_fit=True*)

Updates the parameter dictionary of the component.

**Parameters**

- **update\_dict** (*dict*) – A dict of parameters to update.
- **reset\_fit** (*bool*, *optional*) – If True, will set `_is_fitted` to False.

## multiseries\_time\_series\_baseline\_regressor

Time series estimator that predicts using the naive forecasting approach.

## Module Contents

### Classes Summary

<i>MultiseriesTimeSeriesBaselineRegressor</i>	Multiseries time series regressor that predicts using the naive forecasting approach.
---	---

## Contents

**class** `evalml.pipelines.components.estimators.regressors.multiseries_time_series_baseline_regressor.MultiseriesTimeSeriesBaselineRegressor`

Multiseries time series regressor that predicts using the naive forecasting approach.

This is useful as a simple baseline estimator for multiseries time series problems.

**Parameters**

- **gap** (*int*) – Gap between prediction date and target date and must be a positive integer. If gap is 0, target date will be shifted ahead by 1 time period. Defaults to 1.
- **forecast\_horizon** (*int*) – Number of time steps the model is expected to predict.
- **random\_seed** (*int*) – Seed for the random number generator. Defaults to 0.

## Attributes

<b>hyper-parameter_ranges</b>	{}
<b>is_multiseries</b>	True
<b>model_family</b>	ModelFamily.BASELINE
<b>modifies_features</b>	True
<b>modifies_target</b>	False
<b>name</b>	Multiseries Time Series Baseline Regressor
<b>supported_problem_types</b>	[ ProblemTypes.TIME_SERIES_REGRESSION,]
<b>training_only</b>	False

## Methods

<i>clone</i>	Constructs a new component with the same parameters and random state.
<i>default_parameters</i>	Returns the default parameters for this component.
<i>describe</i>	Describe a component and its parameters.
<i>feature_importance</i>	Returns importance associated with each feature.
<i>fit</i>	Fits multiseries time series baseline regressor to data.
<i>get_prediction_intervals</i>	Find the prediction intervals using the fitted regressor.
<i>load</i>	Loads component at file path.
<i>needs_fitting</i>	Returns boolean determining if component needs fitting before calling predict, predict_proba, transform, or feature_importances.
<i>parameters</i>	Returns the parameters which were used to initialize the component.
<i>predict</i>	Make predictions using fitted multiseries time series baseline regressor.
<i>predict_proba</i>	Make probability estimates for labels.
<i>save</i>	Saves component at file path.
<i>update_parameters</i>	Updates the parameter dictionary of the component.

**clone**(*self*)

Constructs a new component with the same parameters and random state.

**Returns** A new instance of this component with identical parameters and random state.

**default\_parameters**(*cls*)

Returns the default parameters for this component.

Our convention is that `Component.default_parameters == Component().parameters`.

**Returns** Default parameters for this component.

**Return type** dict

**describe**(*self*, *print\_name=False*, *return\_dict=False*)

Describe a component and its parameters.



**Parameters**

- **print\_name** (*bool, optional*) – whether to print name of component
- **return\_dict** (*bool, optional*) – whether to return description as dictionary in the format {"name": name, "parameters": parameters}

**Returns** Returns dictionary if return\_dict is True, else None.

**Return type** None or dict

**property feature\_importance(self)**

Returns importance associated with each feature.

Since baseline estimators do not use input features to calculate predictions, returns an array of zeroes.

**Returns** An array of zeroes.

**Return type** np.ndarray (float)

**fit(self, X, y=None)**

Fits multiseriess time series baseline regressor to data.

**Parameters**

- **X** (*pd.DataFrame*) – The input training data of shape [n\_samples, n\_features \* n\_series].
- **y** (*pd.DataFrame*) – The target training data of shape [n\_samples, n\_features \* n\_series].

**Returns** self

**Raises ValueError** – If input y is None or if y is not a DataFrame with multiple columns.

**get\_prediction\_intervals** (*self, X: pandas.DataFrame, y: Optional[pandas.Series] = None, coverage: List[float] = None, predictions: pandas.Series = None*) → Dict[str, pandas.Series]

Find the prediction intervals using the fitted regressor.

This function takes the predictions of the fitted estimator and calculates the rolling standard deviation across all predictions using a window size of 5. The lower and upper predictions are determined by taking the percent point (quantile) function of the lower tail probability at each bound multiplied by the rolling standard deviation.

**Parameters**

- **X** (*pd.DataFrame*) – Data of shape [n\_samples, n\_features].
- **y** (*pd.Series*) – Target data. Ignored.
- **coverage** (*list[float]*) – A list of floats between the values 0 and 1 that the upper and lower bounds of the prediction interval should be calculated for.
- **predictions** (*pd.Series*) – Optional list of predictions to use. If None, will generate predictions using X.

**Returns** Prediction intervals, keys are in the format {coverage}\_lower or {coverage}\_upper.

**Return type** dict

**Raises MethodPropertyNotFoundError** – If the estimator does not support Time Series Regression as a problem type.

**static load(file\_path)**

Loads component at file path.

**Parameters** **file\_path** (*str*) – Location to load file.

**Returns** ComponentBase object

**needs\_fitting**(*self*)

Returns boolean determining if component needs fitting before calling predict, predict\_proba, transform, or feature\_importances.

This can be overridden to False for components that do not need to be fit or whose fit methods do nothing.

**Returns** True.

**property parameters**(*self*)

Returns the parameters which were used to initialize the component.

**predict**(*self*, *X*)

Make predictions using fitted multiseriess time series baseline regressor.

**Parameters** *X* (*pd.DataFrame*) – Data of shape [n\_samples, n\_features].

**Returns** Predicted values.

**Return type** *pd.DataFrame*

**Raises** **ValueError** – If the lagged columns are not present in *X*.

**predict\_proba**(*self*, *X*: *pandas.DataFrame*) → *pandas.Series*

Make probability estimates for labels.

**Parameters** *X* (*pd.DataFrame*) – Features.

**Returns** Probability estimates.

**Return type** *pd.Series*

**Raises** **MethodPropertyNotFoundError** – If estimator does not have a predict\_proba method or a component\_obj that implements predict\_proba.

**save**(*self*, *file\_path*, *pickle\_protocol*=*cloudpickle.DEFAULT\_PROTOCOL*)

Saves component at file path.

**Parameters**

- **file\_path** (*str*) – Location to save file.
- **pickle\_protocol** (*int*) – The pickle data stream format.

**update\_parameters**(*self*, *update\_dict*, *reset\_fit*=*True*)

Updates the parameter dictionary of the component.

**Parameters**

- **update\_dict** (*dict*) – A dict of parameters to update.
- **reset\_fit** (*bool*, *optional*) – If True, will set *\_is\_fitted* to False.

## prophet\_regressor

Prophet is a procedure for forecasting time series data based on an additive model where non-linear trends are fit with yearly, weekly, and daily seasonality, plus holiday effects. It works best with time series that have strong seasonal effects and several seasons of historical data. Prophet is robust to missing data and shifts in the trend, and typically handles outliers well.

### Module Contents

#### Classes Summary

---

*ProphetRegressor*

Prophet is a procedure for forecasting time series data based on an additive model where non-linear trends are fit with yearly, weekly, and daily seasonality, plus holiday effects. It works best with time series that have strong seasonal effects and several seasons of historical data. Prophet is robust to missing data and shifts in the trend, and typically handles outliers well.

---

#### Contents

```

class evalml.pipelines.components.estimators.regressors.prophet_regressor.ProphetRegressor(time_index:
    Optional[Hashable] =
    None,
    change-
    point_prior_scale:
    float =
    0.05,
    sea-
    son-
    al-
    ity_prior_scale:
    int =
    10,
    hol-
    i-
    days_prior_scale:
    int =
    10,
    sea-
    son-
    al-
    ity_mode:
    str =
    'ad-
    di-
    tive',
    stan_backend:
    str =
    'CMD-
    STANPY',
    in-
    ter-
    val_width:
    float =
    0.95,
    ran-
    dom_seed:
    Union[int,
    float] =
    0,
    **kwargs)

```

Prophet is a procedure for forecasting time series data based on an additive model where non-linear trends are fit with yearly, weekly, and daily seasonality, plus holiday effects. It works best with time series that have strong seasonal effects and several seasons of historical data. Prophet is robust to missing data and shifts in the trend, and typically handles outliers well.

More information here: <https://facebook.github.io/prophet/>

### Parameters

- **time\_index** (*str*) – Specifies the name of the column in X that provides the datetime objects. Defaults to None.
- **changepoint\_prior\_scale** (*float*) – Determines the strength of the sparse prior for fitting on rate changes. Increasing this value increases the flexibility of the trend. Defaults to 0.05.
- **seasonality\_prior\_scale** (*int*) – Similar to changepoint\_prior\_scale. Adjusts the extent to which the seasonality model will fit the data. Defaults to 10.
- **holidays\_prior\_scale** (*int*) – Similar to changepoint\_prior\_scale. Adjusts the extent to which holidays will fit the data. Defaults to 10.
- **seasonality\_mode** (*str*) – Determines how this component fits the seasonality. Options are “additive” and “multiplicative”. Defaults to “additive”.
- **stan\_backend** (*str*) – Determines the backend that should be used to run Prophet. Options are “CMDSTANPY” and “PYSTAN”. Defaults to “CMDSTANPY”.
- **interval\_width** (*float*) – Determines the confidence of the prediction interval range when calling `get_prediction_intervals`. Accepts values in the range (0,1). Defaults to 0.95.
- **random\_seed** (*int*) – Seed for the random number generator. Defaults to 0.

### Attributes

<b>hyper-parameter_ranges</b>	{ “changepoint_prior_scale”: Real(0.001, 0.5), “seasonality_prior_scale”: Real(0.01, 10), “holidays_prior_scale”: Real(0.01, 10), “seasonality_mode”: [“additive”, “multiplicative”], }
<b>is_multiseries</b>	False
<b>model_family</b>	ModelFamily.PROPHET
<b>modifies_features</b>	True
<b>modifies_target</b>	False
<b>name</b>	Prophet Regressor
<b>supported_problem_types</b>	[ProblemTypes.TIME_SERIES_REGRESSION]
<b>training_only</b>	False

### Methods

<code>build_prophet_df</code>	Build the Prophet data to pass fit and predict on.
<code>clone</code>	Constructs a new component with the same parameters and random state.
<code>default_parameters</code>	Returns the default parameters for this component.
<code>describe</code>	Describe a component and its parameters.
<code>feature_importance</code>	Returns array of 0's with len(1) as feature_importance is not defined for Prophet regressor.
<code>fit</code>	Fits Prophet regressor component to data.
<code>get_params</code>	Get parameters for the Prophet regressor.
<code>get_prediction_intervals</code>	Find the prediction intervals using the fitted ProphetRegressor.
<code>load</code>	Loads component at file path.
<code>needs_fitting</code>	Returns boolean determining if component needs fitting before calling predict, predict_proba, transform, or feature_importances.
<code>parameters</code>	Returns the parameters which were used to initialize the component.
<code>predict</code>	Make predictions using fitted Prophet regressor.
<code>predict_proba</code>	Make probability estimates for labels.
<code>save</code>	Saves component at file path.
<code>update_parameters</code>	Updates the parameter dictionary of the component.

**static** `build_prophet_df`(*X*: pandas.DataFrame, *y*: Optional[pandas.Series] = None, *time\_index*: str = 'ds') → pandas.DataFrame

Build the Prophet data to pass fit and predict on.

**clone**(*self*)

Constructs a new component with the same parameters and random state.

**Returns** A new instance of this component with identical parameters and random state.

**default\_parameters**(*cls*) → dict

Returns the default parameters for this component.

**Returns** Default parameters for this component.

**Return type** dict

**describe**(*self*, *print\_name*=False, *return\_dict*=False)

Describe a component and its parameters.

**Parameters**

- **print\_name** (*bool*, *optional*) – whether to print name of component
- **return\_dict** (*bool*, *optional*) – whether to return description as dictionary in the format {"name": name, "parameters": parameters}

**Returns** Returns dictionary if return\_dict is True, else None.

**Return type** None or dict

**property** `feature_importance`(*self*) → numpy.ndarray

Returns array of 0's with len(1) as feature\_importance is not defined for Prophet regressor.

**fit**(*self*, *X*: pandas.DataFrame, *y*: Optional[pandas.Series] = None)

Fits Prophet regressor component to data.

**Parameters**

- **X** (*pd.DataFrame*) – The input training data of shape [n\_samples, n\_features].
- **y** (*pd.Series*) – The target training data of length [n\_samples].

**Returns** self**get\_params**(*self*) → dict

Get parameters for the Prophet regressor.

**get\_prediction\_intervals**(*self*, *X*: *pandas.DataFrame*, *y*: *Optional[pandas.Series] = None*, *coverage*: *List[float] = None*, *predictions*: *pandas.Series = None*) → Dict[str, *pandas.Series*]

Find the prediction intervals using the fitted ProphetRegressor.

**Parameters**

- **X** (*pd.DataFrame*) – Data of shape [n\_samples, n\_features].
- **y** (*pd.Series*) – Target data. Ignored.
- **coverage** (*List[float]*) – A list of floats between the values 0 and 1 that the upper and lower bounds of the prediction interval should be calculated for.
- **predictions** (*pd.Series*) – Not used for Prophet estimator.

**Returns** Prediction intervals, keys are in the format {coverage}\_lower or {coverage}\_upper.**Return type** dict**static load**(*file\_path*)

Loads component at file path.

**Parameters** **file\_path** (*str*) – Location to load file.**Returns** ComponentBase object**needs\_fitting**(*self*)

Returns boolean determining if component needs fitting before calling predict, predict\_proba, transform, or feature\_importances.

This can be overridden to False for components that do not need to be fit or whose fit methods do nothing.

**Returns** True.**property parameters**(*self*)

Returns the parameters which were used to initialize the component.

**predict**(*self*, *X*: *pandas.DataFrame*, *y*: *Optional[pandas.Series] = None*) → *pandas.Series*

Make predictions using fitted Prophet regressor.

**Parameters**

- **X** (*pd.DataFrame*) – Data of shape [n\_samples, n\_features].
- **y** (*pd.Series*) – Target data. Ignored.

**Returns** Predicted values.**Return type** *pd.Series*

**predict\_proba**(*self*, *X*: *pandas.DataFrame*) → *pandas.Series*

Make probability estimates for labels.

**Parameters** *X* (*pd.DataFrame*) – Features.

**Returns** Probability estimates.

**Return type** *pd.Series*

**Raises** **MethodPropertyNotFoundError** – If estimator does not have a `predict_proba` method or a `component_obj` that implements `predict_proba`.

**save**(*self*, *file\_path*, *pickle\_protocol*=*cloudpickle.DEFAULT\_PROTOCOL*)

Saves component at file path.

**Parameters**

- **file\_path** (*str*) – Location to save file.
- **pickle\_protocol** (*int*) – The pickle data stream format.

**update\_parameters**(*self*, *update\_dict*, *reset\_fit*=*True*)

Updates the parameter dictionary of the component.

**Parameters**

- **update\_dict** (*dict*) – A dict of parameters to update.
- **reset\_fit** (*bool*, *optional*) – If *True*, will set `_is_fitted` to *False*.

## rf\_regressor

Random Forest Regressor.

## Module Contents

## Classes Summary

---

<i>RandomForestRegressor</i>
------------------------------

---

Random Forest Regressor.
--------------------------

## Contents



```

class evalml.pipelines.components.estimators.regressors.rf_regressor.RandomForestRegressor(n_estimators:
    int
    =
    100,
    max_depth:
    int
    =
    6,
    n_jobs:
    int
    =
    -
    1,
    random_seed:
    Union[int,
    float]
    =
    0,
    **kwargs)

```

Random Forest Regressor.

#### Parameters

- ***n\_estimators*** (*float*) – The number of trees in the forest. Defaults to 100.
- ***max\_depth*** (*int*) – Maximum tree depth for base learners. Defaults to 6.
- ***n\_jobs*** (*int* or *None*) – Number of jobs to run in parallel. -1 uses all processes. Defaults to -1.
- ***random\_seed*** (*int*) – Seed for the random number generator. Defaults to 0.

#### Attributes

<b>hyper-parameter_ranges</b>	{ "n_estimators": Integer(10, 1000), "max_depth": Integer(1, 32), }
<b>is_multiseries</b>	False
<b>model_family</b>	ModelFamily.RANDOM_FOREST
<b>modifies_features</b>	True
<b>modifies_target</b>	False
<b>name</b>	Random Forest Regressor
<b>supported_problem_types</b>	[ ProblemTypes.REGRESSION, ProblemTypes.TIME_SERIES_REGRESSION, ]
<b>training_only</b>	False

#### Methods

<code>clone</code>	Constructs a new component with the same parameters and random state.
<code>default_parameters</code>	Returns the default parameters for this component.
<code>describe</code>	Describe a component and its parameters.
<code>feature_importance</code>	Returns importance associated with each feature.
<code>fit</code>	Fits estimator to data.
<code>get_prediction_intervals</code>	Find the prediction intervals using the fitted RandomForestRegressor.
<code>load</code>	Loads component at file path.
<code>needs_fitting</code>	Returns boolean determining if component needs fitting before calling predict, predict_proba, transform, or feature_importances.
<code>parameters</code>	Returns the parameters which were used to initialize the component.
<code>predict</code>	Make predictions using selected features.
<code>predict_proba</code>	Make probability estimates for labels.
<code>save</code>	Saves component at file path.
<code>update_parameters</code>	Updates the parameter dictionary of the component.

**clone**(*self*)

Constructs a new component with the same parameters and random state.

**Returns** A new instance of this component with identical parameters and random state.

**default\_parameters**(*cls*)

Returns the default parameters for this component.

Our convention is that `Component.default_parameters == Component().parameters`.

**Returns** Default parameters for this component.

**Return type** dict

**describe**(*self*, *print\_name=False*, *return\_dict=False*)

Describe a component and its parameters.

**Parameters**

- **print\_name** (*bool*, *optional*) – whether to print name of component
- **return\_dict** (*bool*, *optional*) – whether to return description as dictionary in the format {"name": name, "parameters": parameters}

**Returns** Returns dictionary if `return_dict` is `True`, else `None`.

**Return type** None or dict

**property feature\_importance**(*self*) → pandas.Series

Returns importance associated with each feature.

**Returns** Importance associated with each feature.

**Return type** np.ndarray

**Raises** **MethodPropertyNotFoundError** – If estimator does not have a `feature_importance` method or a `component_obj` that implements `feature_importance`.

**fit**(*self*, *X: pandas.DataFrame*, *y: Optional[pandas.Series] = None*)

Fits estimator to data.

**Parameters**

- **X** (*pd.DataFrame*) – The input training data of shape [n\_samples, n\_features].
- **y** (*pd.Series*, *optional*) – The target training data of length [n\_samples].

**Returns** self

**get\_prediction\_intervals**(*self*, *X*: *pandas.DataFrame*, *y*: *Optional[pandas.Series] = None*, *coverage*: *List[float] = None*, *predictions*: *pandas.Series = None*) → Dict[str, *pandas.Series*]

Find the prediction intervals using the fitted RandomForestRegressor.

**Parameters**

- **X** (*pd.DataFrame*) – Data of shape [n\_samples, n\_features].
- **y** (*pd.Series*) – Target data. Optional.
- **coverage** (*list[float]*) – A list of floats between the values 0 and 1 that the upper and lower bounds of the prediction interval should be calculated for.
- **predictions** (*pd.Series*) – Optional list of predictions to use. If None, will generate predictions using X.

**Returns** Prediction intervals, keys are in the format {coverage}\_lower or {coverage}\_upper.**Return type** dict

**static load**(*file\_path*)

Loads component at file path.

**Parameters** **file\_path** (*str*) – Location to load file.

**Returns** ComponentBase object

**needs\_fitting**(*self*)

Returns boolean determining if component needs fitting before calling predict, predict\_proba, transform, or feature\_importances.

This can be overridden to False for components that do not need to be fit or whose fit methods do nothing.

**Returns** True.

**property parameters**(*self*)

Returns the parameters which were used to initialize the component.

**predict**(*self*, *X*: *pandas.DataFrame*) → *pandas.Series*

Make predictions using selected features.

**Parameters** **X** (*pd.DataFrame*) – Data of shape [n\_samples, n\_features].

**Returns** Predicted values.**Return type** *pd.Series*

**Raises** **MethodPropertyNotFoundError** – If estimator does not have a predict method or a component\_obj that implements predict.

**predict\_proba**(*self*, *X*: *pandas.DataFrame*) → *pandas.Series*

Make probability estimates for labels.

**Parameters** **X** (*pd.DataFrame*) – Features.

**Returns** Probability estimates.

**Return type** `pd.Series`

**Raises** **MethodPropertyNotFoundError** – If estimator does not have a `predict_proba` method or a `component_obj` that implements `predict_proba`.

**save**(*self*, *file\_path*, *pickle\_protocol=cloudpickle.DEFAULT\_PROTOCOL*)

Saves component at file path.

**Parameters**

- **file\_path** (*str*) – Location to save file.
- **pickle\_protocol** (*int*) – The pickle data stream format.

**update\_parameters**(*self*, *update\_dict*, *reset\_fit=True*)

Updates the parameter dictionary of the component.

**Parameters**

- **update\_dict** (*dict*) – A dict of parameters to update.
- **reset\_fit** (*bool*, *optional*) – If True, will set `_is_fitted` to False.

## svm\_regressor

Support Vector Machine Regressor.

## Module Contents

### Classes Summary

---

<i>SVMRegressor</i>	Support Vector Machine Regressor.
---------------------	-----------------------------------

---

## Contents

```
class evalml.pipelines.components.estimators.regressors.svm_regressor.SVMRegressor(C=1.0,
                                          kernel='rbf',
                                          gamma='auto',
                                          random_state=0,
                                          **kwargs)
```

Support Vector Machine Regressor.

**Parameters**

- **C** (*float*) – The regularization parameter. The strength of the regularization is inversely proportional to C. Must be strictly positive. The penalty is a squared l2 penalty. Defaults to 1.0.
- **kernel** (*{ "poly", "rbf", "sigmoid" }*) – Specifies the kernel type to be used in the algorithm. Defaults to “rbf”.
- **gamma** (*{ "scale", "auto" } or float*) – Kernel coefficient for “rbf”, “poly” and “sigmoid”. Defaults to “auto”. - If gamma=’scale’ is passed then it uses  $1 / (n\_features * X.var())$  as value of gamma - If “auto” (default), uses  $1 / n\_features$

- **random\_seed** (*int*) – Seed for the random number generator. Defaults to 0.

#### Attributes

<b>hyper-parameter_ranges</b>	{ "C": Real(0, 10), "kernel": ["poly", "rbf", "sigmoid"], "gamma": ["scale", "auto"], }
<b>is_multiseries</b>	False
<b>model_family</b>	ModelFamily.SVM
<b>modifies_features</b>	True
<b>modifies_target</b>	False
<b>name</b>	SVM Regressor
<b>supported_problem_types</b>	[ ProblemTypes.REGRESSION, ProblemTypes.TIME_SERIES_REGRESSION, ]
<b>training_only</b>	False

#### Methods

<i>clone</i>	Constructs a new component with the same parameters and random state.
<i>default_parameters</i>	Returns the default parameters for this component.
<i>describe</i>	Describe a component and its parameters.
<i>feature_importance</i>	Feature importance of fitted SVM regressor.
<i>fit</i>	Fits estimator to data.
<i>get_prediction_intervals</i>	Find the prediction intervals using the fitted regressor.
<i>load</i>	Loads component at file path.
<i>needs_fitting</i>	Returns boolean determining if component needs fitting before calling predict, predict_proba, transform, or feature_importances.
<i>parameters</i>	Returns the parameters which were used to initialize the component.
<i>predict</i>	Make predictions using selected features.
<i>predict_proba</i>	Make probability estimates for labels.
<i>save</i>	Saves component at file path.
<i>update_parameters</i>	Updates the parameter dictionary of the component.

#### **clone**(*self*)

Constructs a new component with the same parameters and random state.

**Returns** A new instance of this component with identical parameters and random state.

#### **default\_parameters**(*cls*)

Returns the default parameters for this component.

Our convention is that `Component.default_parameters == Component().parameters`.

**Returns** Default parameters for this component.

**Return type** dict

**describe**(*self*, *print\_name=False*, *return\_dict=False*)

Describe a component and its parameters.

**Parameters**

- **print\_name** (*bool*, *optional*) – whether to print name of component
- **return\_dict** (*bool*, *optional*) – whether to return description as dictionary in the format {"name": name, "parameters": parameters}

**Returns** Returns dictionary if return\_dict is True, else None.

**Return type** None or dict

**property feature\_importance**(*self*)

Feature importance of fitted SVM regresor.

Only works with linear kernels. If the kernel isn't linear, we return a numpy array of zeros.

**Returns** The feature importance of the fitted SVM regressor, or an array of zeroes if the kernel is not linear.

**fit**(*self*, *X: pandas.DataFrame*, *y: Optional[pandas.Series] = None*)

Fits estimator to data.

**Parameters**

- **X** (*pd.DataFrame*) – The input training data of shape [n\_samples, n\_features].
- **y** (*pd.Series*, *optional*) – The target training data of length [n\_samples].

**Returns** self

**get\_prediction\_intervals**(*self*, *X: pandas.DataFrame*, *y: Optional[pandas.Series] = None*, *coverage: List[float] = None*, *predictions: pandas.Series = None*) → Dict[str, pandas.Series]

Find the prediction intervals using the fitted regressor.

This function takes the predictions of the fitted estimator and calculates the rolling standard deviation across all predictions using a window size of 5. The lower and upper predictions are determined by taking the percent point (quantile) function of the lower tail probability at each bound multiplied by the rolling standard deviation.

**Parameters**

- **X** (*pd.DataFrame*) – Data of shape [n\_samples, n\_features].
- **y** (*pd.Series*) – Target data. Ignored.
- **coverage** (*list[float]*) – A list of floats between the values 0 and 1 that the upper and lower bounds of the prediction interval should be calculated for.
- **predictions** (*pd.Series*) – Optional list of predictions to use. If None, will generate predictions using X.

**Returns** Prediction intervals, keys are in the format {coverage}\_lower or {coverage}\_upper.

**Return type** dict

**Raises** **MethodPropertyNotFoundError** – If the estimator does not support Time Series Regression as a problem type.

**static load**(*file\_path*)

Loads component at file path.

**Parameters** **file\_path** (*str*) – Location to load file.

**Returns** ComponentBase object

**needs\_fitting**(*self*)

Returns boolean determining if component needs fitting before calling predict, predict\_proba, transform, or feature\_importances.

This can be overridden to False for components that do not need to be fit or whose fit methods do nothing.

**Returns** True.

**property parameters**(*self*)

Returns the parameters which were used to initialize the component.

**predict**(*self*, *X*: *pandas.DataFrame*) → *pandas.Series*

Make predictions using selected features.

**Parameters** **X** (*pd.DataFrame*) – Data of shape [n\_samples, n\_features].

**Returns** Predicted values.

**Return type** *pd.Series*

**Raises** **MethodPropertyNotFoundError** – If estimator does not have a predict method or a component\_obj that implements predict.

**predict\_proba**(*self*, *X*: *pandas.DataFrame*) → *pandas.Series*

Make probability estimates for labels.

**Parameters** **X** (*pd.DataFrame*) – Features.

**Returns** Probability estimates.

**Return type** *pd.Series*

**Raises** **MethodPropertyNotFoundError** – If estimator does not have a predict\_proba method or a component\_obj that implements predict\_proba.

**save**(*self*, *file\_path*, *pickle\_protocol*=*cloudpickle.DEFAULT\_PROTOCOL*)

Saves component at file path.

**Parameters**

- **file\_path** (*str*) – Location to save file.
- **pickle\_protocol** (*int*) – The pickle data stream format.

**update\_parameters**(*self*, *update\_dict*, *reset\_fit*=*True*)

Updates the parameter dictionary of the component.

**Parameters**

- **update\_dict** (*dict*) – A dict of parameters to update.
- **reset\_fit** (*bool*, *optional*) – If True, will set *\_is\_fitted* to False.

## time\_series\_baseline\_estimator

Time series estimator that predicts using the naive forecasting approach.

### Module Contents

#### Classes Summary

---

<i>TimeSeriesBaselineEstimator</i>	Time series estimator that predicts using the naive forecasting approach.
------------------------------------	---

---

### Contents

```
class evalml.pipelines.components.estimators.regressors.time_series_baseline_estimator.TimeSeriesBaselineEstimator
```

Time series estimator that predicts using the naive forecasting approach.

This is useful as a simple baseline estimator for time series problems.

#### Parameters

- **gap** (*int*) – Gap between prediction date and target date and must be a positive integer. If gap is 0, target date will be shifted ahead by 1 time period. Defaults to 1.
- **forecast\_horizon** (*int*) – Number of time steps the model is expected to predict.
- **random\_seed** (*int*) – Seed for the random number generator. Defaults to 0.

#### Attributes

<b>hyper-parameter_ranges</b>	{}
<b>is_multiseries</b>	False
<b>model_family</b>	ModelFamily.BASELINE
<b>modifies_features</b>	True
<b>modifies_target</b>	False
<b>name</b>	Time Series Baseline Estimator
<b>supported_problem_types</b>	[ ProblemTypes.TIME_SERIES_REGRESSION, ProblemTypes.TIME_SERIES_BINARY, ProblemTypes.TIME_SERIES_MULTICLASS,]
<b>training_only</b>	False

#### Methods



<code>clone</code>	Constructs a new component with the same parameters and random state.
<code>default_parameters</code>	Returns the default parameters for this component.
<code>describe</code>	Describe a component and its parameters.
<code>feature_importance</code>	Returns importance associated with each feature.
<code>fit</code>	Fits time series baseline estimator to data.
<code>get_prediction_intervals</code>	Find the prediction intervals using the fitted regressor.
<code>load</code>	Loads component at file path.
<code>needs_fitting</code>	Returns boolean determining if component needs fitting before calling predict, predict_proba, transform, or feature_importances.
<code>parameters</code>	Returns the parameters which were used to initialize the component.
<code>predict</code>	Make predictions using fitted time series baseline estimator.
<code>predict_proba</code>	Make prediction probabilities using fitted time series baseline estimator.
<code>save</code>	Saves component at file path.
<code>update_parameters</code>	Updates the parameter dictionary of the component.

**clone(self)**

Constructs a new component with the same parameters and random state.

**Returns** A new instance of this component with identical parameters and random state.

**default\_parameters(cls)**

Returns the default parameters for this component.

Our convention is that `Component.default_parameters == Component().parameters`.

**Returns** Default parameters for this component.

**Return type** dict

**describe(self, print\_name=False, return\_dict=False)**

Describe a component and its parameters.

**Parameters**

- **print\_name** (*bool*, *optional*) – whether to print name of component
- **return\_dict** (*bool*, *optional*) – whether to return description as dictionary in the format {"name": name, "parameters": parameters}

**Returns** Returns dictionary if return\_dict is True, else None.

**Return type** None or dict

**property feature\_importance(self)**

Returns importance associated with each feature.

Since baseline estimators do not use input features to calculate predictions, returns an array of zeroes.

**Returns** An array of zeroes.

**Return type** np.ndarray (float)

**fit**(*self*, *X*, *y=None*)

Fits time series baseline estimator to data.

**Parameters**

- **X** (*pd.DataFrame*) – The input training data of shape [n\_samples, n\_features].
- **y** (*pd.Series*) – The target training data of length [n\_samples].

**Returns** *self*

**Raises** **ValueError** – If input *y* is None.

**get\_prediction\_intervals**(*self*, *X*: *pandas.DataFrame*, *y*: *Optional[pandas.Series] = None*, *coverage*: *List[float] = None*, *predictions*: *pandas.Series = None*) → Dict[str, *pandas.Series*]

Find the prediction intervals using the fitted regressor.

This function takes the predictions of the fitted estimator and calculates the rolling standard deviation across all predictions using a window size of 5. The lower and upper predictions are determined by taking the percent point (quantile) function of the lower tail probability at each bound multiplied by the rolling standard deviation.

**Parameters**

- **X** (*pd.DataFrame*) – Data of shape [n\_samples, n\_features].
- **y** (*pd.Series*) – Target data. Ignored.
- **coverage** (*list[float]*) – A list of floats between the values 0 and 1 that the upper and lower bounds of the prediction interval should be calculated for.
- **predictions** (*pd.Series*) – Optional list of predictions to use. If None, will generate predictions using *X*.

**Returns** Prediction intervals, keys are in the format {coverage}\_lower or {coverage}\_upper.

**Return type** dict

**Raises** **MethodPropertyNotFoundError** – If the estimator does not support Time Series Regression as a problem type.

**static load**(*file\_path*)

Loads component at file path.

**Parameters** **file\_path** (*str*) – Location to load file.

**Returns** ComponentBase object

**needs\_fitting**(*self*)

Returns boolean determining if component needs fitting before calling predict, predict\_proba, transform, or feature\_importances.

This can be overridden to False for components that do not need to be fit or whose fit methods do nothing.

**Returns** True.

**property parameters**(*self*)

Returns the parameters which were used to initialize the component.

**predict**(*self*, *X*)

Make predictions using fitted time series baseline estimator.

**Parameters** **X** (*pd.DataFrame*) – Data of shape [n\_samples, n\_features].

**Returns** Predicted values.

**Return type** `pd.Series`

**Raises** **ValueError** – If input `y` is `None`.

**predict\_proba**(*self*, *X*)

Make prediction probabilities using fitted time series baseline estimator.

**Parameters** **X** (`pd.DataFrame`) – Data of shape `[n_samples, n_features]`.

**Returns** Predicted probability values.

**Return type** `pd.DataFrame`

**Raises** **ValueError** – If input `y` is `None`.

**save**(*self*, *file\_path*, *pickle\_protocol=cloudpickle.DEFAULT\_PROTOCOL*)

Saves component at file path.

**Parameters**

- **file\_path** (`str`) – Location to save file.
- **pickle\_protocol** (`int`) – The pickle data stream format.

**update\_parameters**(*self*, *update\_dict*, *reset\_fit=True*)

Updates the parameter dictionary of the component.

**Parameters**

- **update\_dict** (`dict`) – A dict of parameters to update.
- **reset\_fit** (`bool`, *optional*) – If `True`, will set `_is_fitted` to `False`.

## varmax\_regressor

Vector Autoregressive Moving Average with eXogenous regressors model. The two parameters (`p`, `q`) are the AR order and the MA order. More information here: <https://www.statsmodels.org/stable/generated/statsmodels.tsa.statespace.varmax.VARMAX.html>.

## Module Contents

### Classes Summary

---

*VARMAXRegressor*

Vector Autoregressive Moving Average with eXogenous regressors model. The two parameters (`p`, `q`) are the AR order and the MA order. More information here: <https://www.statsmodels.org/stable/generated/statsmodels.tsa.statespace.varmax.VARMAX.html>.

---

## Contents

```
class evalml.pipelines.components.estimators.regressors.varmax_regressor.VARMAXRegressor(time_index:  
    Optional[Hashable]  
    =  
    None,  
    p:  
    int  
    =  
    1,  
    q:  
    int  
    =  
    0,  
    trend:  
    Optional[str]  
    =  
    'c',  
    random_seed:  
    Union[int,  
    float]  
    =  
    0,  
    max_iter:  
    int  
    =  
    10,  
    use_covariates:  
    bool  
    =  
    True,  
    **kwargs)
```

Vector Autoregressive Moving Average with eXogenous regressors model. The two parameters (*p*, *q*) are the AR order and the MA order. More information here: <https://www.statsmodels.org/stable/generated/statsmodels.tsa.statespace.varmax.VARMAX.html>.

Currently VARMAXRegressor isn't supported via conda install. It's recommended that it be installed via PyPI.

### Parameters

- **time\_index** (*str*) – Specifies the name of the column in *X* that provides the datetime objects. Defaults to *None*.
- **p** (*int*) – Maximum Autoregressive order. Defaults to 1.
- **q** (*int*) – Maximum Moving Average order. Defaults to 0.
- **trend** (*str*) – Controls the deterministic trend. Options are ['n', 'c', 't', 'ct'] where 'c' is a constant term, 't' indicates a linear trend, and 'ct' is both. Can also be an iterable when defining a polynomial, such as [1, 1, 0, 1].
- **random\_seed** (*int*) – Seed for the random number generator. Defaults to 0.

- **max\_iter** (*int*) – Maximum number of iterations for solver. Defaults to 10.
- **use\_covariates** (*bool*) – If True, will pass exogenous variables in fit/predict methods. If False, forecasts will solely be based off of the datetimes and target values. Defaults to True.

#### Attributes

<b>hyper-parameter_ranges</b>	{ "p": Integer(1, 10), "q": Integer(1, 10), "trend": Categorical(['n', 'c', 't', 'ct']), }
<b>is_multiseries</b>	ModelFamily.VARMAX
<b>model_family</b>	None
<b>modifies_features</b>	True
<b>modifies_target</b>	False
<b>name</b>	VARMAX Regressor
<b>supported_problem_types</b>	[ProblemTypes.TIME_SERIES_REGRESSION]
<b>training_only</b>	False

#### Methods

<i>clone</i>	Constructs a new component with the same parameters and random state.
<i>default_parameters</i>	Returns the default parameters for this component.
<i>describe</i>	Describe a component and its parameters.
<i>feature_importance</i>	Returns array of 0's with a length of 1 as feature_importance is not defined for VARMAX regressor.
<i>fit</i>	Fits VARMAX regressor to data.
<i>get_prediction_intervals</i>	Find the prediction intervals using the fitted VARMAXRegressor.
<i>load</i>	Loads component at file path.
<i>needs_fitting</i>	Returns boolean determining if component needs fitting before calling predict, predict_proba, transform, or feature_importances.
<i>parameters</i>	Returns the parameters which were used to initialize the component.
<i>predict</i>	Make predictions using fitted VARMAX regressor.
<i>predict_proba</i>	Make probability estimates for labels.
<i>save</i>	Saves component at file path.
<i>update_parameters</i>	Updates the parameter dictionary of the component.

#### **clone**(*self*)

Constructs a new component with the same parameters and random state.

**Returns** A new instance of this component with identical parameters and random state.

#### **default\_parameters**(*cls*)

Returns the default parameters for this component.

Our convention is that `Component.default_parameters == Component().parameters`.

**Returns** Default parameters for this component.

**Return type** dict

**describe**(*self*, *print\_name=False*, *return\_dict=False*)

Describe a component and its parameters.

**Parameters**

- **print\_name** (*bool*, *optional*) – whether to print name of component
- **return\_dict** (*bool*, *optional*) – whether to return description as dictionary in the format {"name": name, "parameters": parameters}

**Returns** Returns dictionary if return\_dict is True, else None.

**Return type** None or dict

**property feature\_importance**(*self*) → numpy.ndarray

Returns array of 0's with a length of 1 as feature\_importance is not defined for VARMAX regressor.

**fit**(*self*, *X: pandas.DataFrame*, *y: Optional[pandas.DataFrame] = None*)

Fits VARMAX regressor to data.

**Parameters**

- **X** (*pd.DataFrame*) – The input training data of shape [n\_samples, n\_features].
- **y** (*pd.DataFrame*) – The target training data of shape [n\_samples, n\_series\_id\_values].

**Returns** self

**Raises ValueError** – If y was not passed in.

**abstract get\_prediction\_intervals**(*self*, *X: pandas.DataFrame*, *y: pandas.DataFrame = None*,  
*coverage: List[float] = None*, *predictions: pandas.Series = None*)  
→ Dict[str, pandas.Series]

Find the prediction intervals using the fitted VARMAXRegressor.

**Parameters**

- **X** (*pd.DataFrame*) – Data of shape [n\_samples, n\_features].
- **y** (*pd.DataFrame*) – Target data of shape [n\_samples, n\_series\_id\_values]. Optional.
- **coverage** (*list[float]*) – A list of floats between the values 0 and 1 that the upper and lower bounds of the prediction interval should be calculated for.
- **predictions** (*pd.Series*) – Not used for VARMAX regressor.

**Returns** Prediction intervals, keys are in the format {coverage}\_lower or {coverage}\_upper.

**Return type** dict

**static load**(*file\_path*)

Loads component at file path.

**Parameters** **file\_path** (*str*) – Location to load file.

**Returns** ComponentBase object

**needs\_fitting**(*self*)

Returns boolean determining if component needs fitting before calling predict, predict\_proba, transform, or feature\_importances.

This can be overridden to False for components that do not need to be fit or whose fit methods do nothing.

**Returns** True.

**property parameters**(*self*)

Returns the parameters which were used to initialize the component.

**predict**(*self*, *X*: *pandas.DataFrame*, *y*: *Optional[pandas.DataFrame] = None*) → *pandas.Series*

Make predictions using fitted VARMAX regressor.

**Parameters**

- **X** (*pd.DataFrame*) – Data of shape [n\_samples, n\_features].
- **y** (*pd.DataFrame*) – Target data of shape [n\_samples, n\_series\_id\_values].

**Returns** Predicted values.

**Return type** *pd.Series*

**Raises** **ValueError** – If X was passed to *fit* but not passed in *predict*.

**predict\_proba**(*self*, *X*: *pandas.DataFrame*) → *pandas.Series*

Make probability estimates for labels.

**Parameters** **X** (*pd.DataFrame*) – Features.

**Returns** Probability estimates.

**Return type** *pd.Series*

**Raises** **MethodPropertyNotFoundError** – If estimator does not have a *predict\_proba* method or a *component\_obj* that implements *predict\_proba*.

**save**(*self*, *file\_path*, *pickle\_protocol=cloudpickle.DEFAULT\_PROTOCOL*)

Saves component at file path.

**Parameters**

- **file\_path** (*str*) – Location to save file.
- **pickle\_protocol** (*int*) – The pickle data stream format.

**update\_parameters**(*self*, *update\_dict*, *reset\_fit=True*)

Updates the parameter dictionary of the component.

**Parameters**

- **update\_dict** (*dict*) – A dict of parameters to update.
- **reset\_fit** (*bool*, *optional*) – If True, will set *\_is\_fitted* to False.

## vowpal\_wabbit\_regressor

Vowpal Wabbit Regressor.

Module Contents

Classes Summary

<a href="#">VowpalWabbitRegressor</a>	Vowpal Wabbit Regressor.
---------------------------------------	--------------------------

Contents

`class evalml.pipelines.components.estimators.regressors.vowpal_wabbit_regressor.VowpalWabbitRegressor(le`  
*de*  
*ca*  
*pe*  
*pe*  
*ra*  
*de*  
\*)

Vowpal Wabbit Regressor.

Parameters

- **learning\_rate** (*float*) – Boosting learning rate. Defaults to 0.5.
- **decay\_learning\_rate** (*float*) – Decay factor for learning\_rate. Defaults to 1.0.
- **power\_t** (*float*) – Power on learning rate decay. Defaults to 0.5.
- **passes** (*int*) – Number of training passes. Defaults to 1.
- **random\_seed** (*int*) – Seed for the random number generator. Defaults to 0.

Attributes

<b>hyper- parame- ter_ranges</b>	None
<b>is_multiseries</b>	False
<b>model_family</b>	ModelFamily.VOWPAL_WABBIT
<b>modi- fies_features</b>	True
<b>modi- fies_target</b>	False
<b>name</b>	Vowpal Wabbit Regressor
<b>sup- ported_problem_types</b>	[ ProblemTypes.REGRESSION, ProblemTypes.TIME_SERIES_REGRESSION,]
<b>train- ing_only</b>	False

Methods



<code>clone</code>	Constructs a new component with the same parameters and random state.
<code>default_parameters</code>	Returns the default parameters for this component.
<code>describe</code>	Describe a component and its parameters.
<code>feature_importance</code>	Feature importance for Vowpal Wabbit regressor.
<code>fit</code>	Fits estimator to data.
<code>get_prediction_intervals</code>	Find the prediction intervals using the fitted regressor.
<code>load</code>	Loads component at file path.
<code>needs_fitting</code>	Returns boolean determining if component needs fitting before calling predict, predict_proba, transform, or feature_importances.
<code>parameters</code>	Returns the parameters which were used to initialize the component.
<code>predict</code>	Make predictions using selected features.
<code>predict_proba</code>	Make probability estimates for labels.
<code>save</code>	Saves component at file path.
<code>update_parameters</code>	Updates the parameter dictionary of the component.

**clone(self)**

Constructs a new component with the same parameters and random state.

**Returns** A new instance of this component with identical parameters and random state.

**default\_parameters(cls)**

Returns the default parameters for this component.

Our convention is that `Component.default_parameters == Component().parameters`.

**Returns** Default parameters for this component.

**Return type** dict

**describe(self, print\_name=False, return\_dict=False)**

Describe a component and its parameters.

**Parameters**

- **print\_name** (*bool, optional*) – whether to print name of component
- **return\_dict** (*bool, optional*) – whether to return description as dictionary in the format {"name": name, "parameters": parameters}

**Returns** Returns dictionary if return\_dict is True, else None.

**Return type** None or dict

**property feature\_importance(self)**

Feature importance for Vowpal Wabbit regressor.

**fit(self, X: pandas.DataFrame, y: Optional[pandas.Series] = None)**

Fits estimator to data.

**Parameters**

- **X** (*pd.DataFrame*) – The input training data of shape [n\_samples, n\_features].
- **y** (*pd.Series, optional*) – The target training data of length [n\_samples].

**Returns** self

**get\_prediction\_intervals**(*self*, *X*: *pandas.DataFrame*, *y*: *Optional[pandas.Series] = None*, *coverage*: *List[float] = None*, *predictions*: *pandas.Series = None*) → *Dict[str, pandas.Series]*

Find the prediction intervals using the fitted regressor.

This function takes the predictions of the fitted estimator and calculates the rolling standard deviation across all predictions using a window size of 5. The lower and upper predictions are determined by taking the percent point (quantile) function of the lower tail probability at each bound multiplied by the rolling standard deviation.

**Parameters**

- **X** (*pd.DataFrame*) – Data of shape [n\_samples, n\_features].
- **y** (*pd.Series*) – Target data. Ignored.
- **coverage** (*list[float]*) – A list of floats between the values 0 and 1 that the upper and lower bounds of the prediction interval should be calculated for.
- **predictions** (*pd.Series*) – Optional list of predictions to use. If None, will generate predictions using X.

**Returns** Prediction intervals, keys are in the format {coverage}\_lower or {coverage}\_upper.

**Return type** dict

**Raises** **MethodPropertyNotFoundError** – If the estimator does not support Time Series Regression as a problem type.

**static load**(*file\_path*)

Loads component at file path.

**Parameters** **file\_path** (*str*) – Location to load file.

**Returns** ComponentBase object

**needs\_fitting**(*self*)

Returns boolean determining if component needs fitting before calling predict, predict\_proba, transform, or feature\_importances.

This can be overridden to False for components that do not need to be fit or whose fit methods do nothing.

**Returns** True.

**property parameters**(*self*)

Returns the parameters which were used to initialize the component.

**predict**(*self*, *X*: *pandas.DataFrame*) → *pandas.Series*

Make predictions using selected features.

**Parameters** **X** (*pd.DataFrame*) – Data of shape [n\_samples, n\_features].

**Returns** Predicted values.

**Return type** *pd.Series*

**Raises** **MethodPropertyNotFoundError** – If estimator does not have a predict method or a component\_obj that implements predict.

**predict\_proba**(*self*, *X*: *pandas.DataFrame*) → *pandas.Series*

Make probability estimates for labels.

**Parameters** **X** (*pd.DataFrame*) – Features.

**Returns** Probability estimates.

**Return type** `pd.Series`

**Raises** **MethodPropertyNotFoundError** – If estimator does not have a `predict_proba` method or a `component_obj` that implements `predict_proba`.

**save**(*self*, *file\_path*, *pickle\_protocol=cloudpickle.DEFAULT\_PROTOCOL*)

Saves component at file path.

**Parameters**

- **file\_path** (*str*) – Location to save file.
- **pickle\_protocol** (*int*) – The pickle data stream format.

**update\_parameters**(*self*, *update\_dict*, *reset\_fit=True*)

Updates the parameter dictionary of the component.

**Parameters**

- **update\_dict** (*dict*) – A dict of parameters to update.
- **reset\_fit** (*bool*, *optional*) – If True, will set `_is_fitted` to False.

## xgboost\_regressor

XGBoost Regressor.

## Module Contents

## Classes Summary

---

[\*XGBoostRegressor\*](#)

---

XGBoost Regressor.

---

## Contents

```
class evalml.pipelines.components.estimators.regressors.xgboost_regressor.XGBoostRegressor(eta:
    float
    =
    0.1,
    max_depth:
    int
    =
    6,
    min_child_weight:
    int
    =
    1,
    n_estimators:
    int
    =
    100,
    random_seed:
    Union[int,
    float]
    =
    0,
    n_jobs:
    int
    =
    12,
    **kwargs)
```

XGBoost Regressor.

#### Parameters

- ***eta*** (*float*) – Boosting learning rate. Defaults to 0.1.
- ***max\_depth*** (*int*) – Maximum tree depth for base learners. Defaults to 6.
- ***min\_child\_weight*** (*float*) – Minimum sum of instance weight (hessian) needed in a child. Defaults to 1.0
- ***n\_estimators*** (*int*) – Number of gradient boosted trees. Equivalent to number of boosting rounds. Defaults to 100.
- ***random\_seed*** (*int*) – Seed for the random number generator. Defaults to 0.
- ***n\_jobs*** (*int*) – Number of parallel threads used to run xgboost. Note that creating thread contention will significantly slow down the algorithm. Defaults to 12.

#### Attributes

<b>hyper-parameter_ranges</b>	{ "eta": Real(0.000001, 1), "max_depth": Integer(1, 20), "min_child_weight": Real(1, 10), "n_estimators": Integer(1, 1000), }
<b>is_multiseries</b>	False
<b>model_family</b>	ModelFamily.XGBOOST
<b>modifies_features</b>	True
<b>modifies_target</b>	False
<b>name</b>	XGBoost Regressor
<b>SEED_MAX</b>	None
<b>SEED_MIN</b>	None
<b>supported_problem_types</b>	[ ProblemTypes.REGRESSION, ProblemTypes.TIME_SERIES_REGRESSION, ]
<b>training_only</b>	False

## Methods

<i>clone</i>	Constructs a new component with the same parameters and random state.
<i>default_parameters</i>	Returns the default parameters for this component.
<i>describe</i>	Describe a component and its parameters.
<i>feature_importance</i>	Feature importance of fitted XGBoost regressor.
<i>fit</i>	Fits XGBoost regressor component to data.
<i>get_prediction_intervals</i>	Find the prediction intervals using the fitted XGBoostRegressor.
<i>load</i>	Loads component at file path.
<i>needs_fitting</i>	Returns boolean determining if component needs fitting before calling predict, predict_proba, transform, or feature_importances.
<i>parameters</i>	Returns the parameters which were used to initialize the component.
<i>predict</i>	Make predictions using fitted XGBoost regressor.
<i>predict_proba</i>	Make probability estimates for labels.
<i>save</i>	Saves component at file path.
<i>update_parameters</i>	Updates the parameter dictionary of the component.

### **clone**(*self*)

Constructs a new component with the same parameters and random state.

**Returns** A new instance of this component with identical parameters and random state.

### **default\_parameters**(*cls*)

Returns the default parameters for this component.

Our convention is that `Component.default_parameters == Component().parameters`.

**Returns** Default parameters for this component.

**Return type** dict

### **describe**(*self*, *print\_name=False*, *return\_dict=False*)

Describe a component and its parameters.

**Parameters**

- **print\_name** (*bool, optional*) – whether to print name of component
- **return\_dict** (*bool, optional*) – whether to return description as dictionary in the format {"name": name, "parameters": parameters}

**Returns** Returns dictionary if return\_dict is True, else None.

**Return type** None or dict

**property feature\_importance**(*self*) → pandas.Series

Feature importance of fitted XGBoost regressor.

**fit**(*self, X: pandas.DataFrame, y: Optional[pandas.Series] = None*)

Fits XGBoost regressor component to data.

**Parameters**

- **X** (*pd.DataFrame*) – The input training data of shape [n\_samples, n\_features].
- **y** (*pd.Series, optional*) – The target training data of length [n\_samples].

**Returns** self

**get\_prediction\_intervals**(*self, X: pandas.DataFrame, y: Optional[pandas.Series] = None, coverage: List[float] = None, predictions: pandas.Series = None*) → Dict[str, pandas.Series]

Find the prediction intervals using the fitted XGBoostRegressor.

**Parameters**

- **X** (*pd.DataFrame*) – Data of shape [n\_samples, n\_features].
- **y** (*pd.Series*) – Target data. Ignored.
- **coverage** (*List[float]*) – A list of floats between the values 0 and 1 that the upper and lower bounds of the prediction interval should be calculated for.
- **predictions** (*pd.Series*) – Optional list of predictions to use. If None, will generate predictions using X.

**Returns** Prediction intervals, keys are in the format {coverage}\_lower or {coverage}\_upper.

**Return type** dict

**static load**(*file\_path*)

Loads component at file path.

**Parameters** **file\_path** (*str*) – Location to load file.

**Returns** ComponentBase object

**needs\_fitting**(*self*)

Returns boolean determining if component needs fitting before calling predict, predict\_proba, transform, or feature\_importances.

This can be overridden to False for components that do not need to be fit or whose fit methods do nothing.

**Returns** True.

**property parameters**(*self*)

Returns the parameters which were used to initialize the component.

**predict**(*self*, *X*: *pandas.DataFrame*) → *pandas.Series*

Make predictions using fitted XGBoost regressor.

**Parameters** *X* (*pd.DataFrame*) – Data of shape [n\_samples, n\_features].

**Returns** Predicted values.

**Return type** *pd.Series*

**predict\_proba**(*self*, *X*: *pandas.DataFrame*) → *pandas.Series*

Make probability estimates for labels.

**Parameters** *X* (*pd.DataFrame*) – Features.

**Returns** Probability estimates.

**Return type** *pd.Series*

**Raises** **MethodPropertyNotFoundError** – If estimator does not have a `predict_proba` method or a `component_obj` that implements `predict_proba`.

**save**(*self*, *file\_path*, *pickle\_protocol*=*cloudpickle.DEFAULT\_PROTOCOL*)

Saves component at file path.

**Parameters**

- **file\_path** (*str*) – Location to save file.
- **pickle\_protocol** (*int*) – The pickle data stream format.

**update\_parameters**(*self*, *update\_dict*, *reset\_fit*=*True*)

Updates the parameter dictionary of the component.

**Parameters**

- **update\_dict** (*dict*) – A dict of parameters to update.
- **reset\_fit** (*bool*, *optional*) – If True, will set `_is_fitted` to False.

## Package Contents

### Classes Summary

<i>ARIMAREgressor</i>	Autoregressive Integrated Moving Average Model. The three parameters (p, d, q) are the AR order, the degree of differencing, and the MA order. More information here: <a href="https://www.statsmodels.org/devel/generated/statsmodels.tsa.arima.model.ARIMA.html">https://www.statsmodels.org/devel/generated/statsmodels.tsa.arima.model.ARIMA.html</a> .
<i>BaselineRegressor</i>	Baseline regressor that uses a simple strategy to make predictions. This is useful as a simple baseline regressor to compare with other regressors.
<i>CatBoostRegressor</i>	CatBoost Regressor, a regressor that uses gradient-boosting on decision trees. CatBoost is an open-source library and natively supports categorical features.
<i>DecisionTreeRegressor</i>	Decision Tree Regressor.
<i>ElasticNetRegressor</i>	Elastic Net Regressor.
<i>ExponentialSmoothingRegressor</i>	Holt-Winters Exponential Smoothing Forecaster.
<i>ExtraTreesRegressor</i>	Extra Trees Regressor.
<i>LightGBMRegressor</i>	LightGBM Regressor.
<i>LinearRegressor</i>	Linear Regressor.
<i>MultiseriesTimeSeriesBaselineRegressor</i>	Multiseries time series regressor that predicts using the naive forecasting approach.
<i>ProphetRegressor</i>	Prophet is a procedure for forecasting time series data based on an additive model where non-linear trends are fit with yearly, weekly, and daily seasonality, plus holiday effects. It works best with time series that have strong seasonal effects and several seasons of historical data. Prophet is robust to missing data and shifts in the trend, and typically handles outliers well.
<i>RandomForestRegressor</i>	Random Forest Regressor.
<i>SVMRegressor</i>	Support Vector Machine Regressor.
<i>TimeSeriesBaselineEstimator</i>	Time series estimator that predicts using the naive forecasting approach.
<i>VARMAXRegressor</i>	Vector Autoregressive Moving Average with eXogenous regressors model. The two parameters (p, q) are the AR order and the MA order. More information here: <a href="https://www.statsmodels.org/stable/generated/statsmodels.tsa.statespace.varmax.VARMAX.html">https://www.statsmodels.org/stable/generated/statsmodels.tsa.statespace.varmax.VARMAX.html</a> .
<i>VowpalWabbitRegressor</i>	Vowpal Wabbit Regressor.
<i>XGBoostRegressor</i>	XGBoost Regressor.



## Contents

```
class evalml.pipelines.components.estimators.regressors.ARIMAREgressor(time_index:
    Optional[Hashable] =
    None, trend:
    Optional[str] = None,
    start_p: int = 2, d: int
    = 0, start_q: int = 2,
    max_p: int = 5, max_d:
    int = 2, max_q: int = 5,
    seasonal: bool = True,
    sp: int = 1, n_jobs: int
    = - 1, random_seed:
    Union[int, float] = 0,
    maxiter: int = 10,
    use_covariates: bool =
    True, **kwargs)
```

Autoregressive Integrated Moving Average Model. The three parameters (p, d, q) are the AR order, the degree of differencing, and the MA order. More information here: <https://www.statsmodels.org/devel/generated/statsmodels.tsa.arima.model.ARIMA.html>.

Currently ARIMAREgressor isn't supported via conda install. It's recommended that it be installed via PyPI.

### Parameters

- **time\_index** (*str*) – Specifies the name of the column in X that provides the datetime objects. Defaults to None.
- **trend** (*str*) – Controls the deterministic trend. Options are ['n', 'c', 't', 'ct'] where 'c' is a constant term, 't' indicates a linear trend, and 'ct' is both. Can also be an iterable when defining a polynomial, such as [1, 1, 0, 1].
- **start\_p** (*int*) – Minimum Autoregressive order. Defaults to 2.
- **d** (*int*) – Minimum Differencing degree. Defaults to 0.
- **start\_q** (*int*) – Minimum Moving Average order. Defaults to 2.
- **max\_p** (*int*) – Maximum Autoregressive order. Defaults to 5.
- **max\_d** (*int*) – Maximum Differencing degree. Defaults to 2.
- **max\_q** (*int*) – Maximum Moving Average order. Defaults to 5.
- **seasonal** (*boolean*) – Whether to fit a seasonal model to ARIMA. Defaults to True.
- **sp** (*int or str*) – Period for seasonal differencing, specifically the number of periods in each season. If "detect", this model will automatically detect this parameter (given the time series is a standard frequency) and will fall back to 1 (no seasonality) if it cannot be detected. Defaults to 1.
- **n\_jobs** (*int or None*) – Non-negative integer describing level of parallelism used for pipelines. Defaults to -1.
- **random\_seed** (*int*) – Seed for the random number generator. Defaults to 0.

### Attributes

<b>hyper-parameter_ranges</b>	{ "start_p": Integer(1, 3), "d": Integer(0, 2), "start_q": Integer(1, 3), "max_p": Integer(3, 10), "max_d": Integer(2, 5), "max_q": Integer(3, 10), "seasonal": [True, False], }
<b>is_multiseries</b>	False
<b>max_cols</b>	7
<b>max_rows</b>	1000
<b>model_family</b>	ModelFamily.ARIMA
<b>modifies_features</b>	True
<b>modifies_target</b>	False
<b>name</b>	ARIMA Regressor
<b>supported_problem_types</b>	[ProblemTypes.TIME_SERIES_REGRESSION]
<b>training_only</b>	False

## Methods

<i>clone</i>	Constructs a new component with the same parameters and random state.
<i>default_parameters</i>	Returns the default parameters for this component.
<i>describe</i>	Describe a component and its parameters.
<i>feature_importance</i>	Returns array of 0's with a length of 1 as feature_importance is not defined for ARIMA regressor.
<i>fit</i>	Fits ARIMA regressor to data.
<i>get_prediction_intervals</i>	Find the prediction intervals using the fitted ARIMARegressor.
<i>load</i>	Loads component at file path.
<i>needs_fitting</i>	Returns boolean determining if component needs fitting before calling predict, predict_proba, transform, or feature_importances.
<i>parameters</i>	Returns the parameters which were used to initialize the component.
<i>predict</i>	Make predictions using fitted ARIMA regressor.
<i>predict_proba</i>	Make probability estimates for labels.
<i>save</i>	Saves component at file path.
<i>update_parameters</i>	Updates the parameter dictionary of the component.

### **clone(self)**

Constructs a new component with the same parameters and random state.

**Returns** A new instance of this component with identical parameters and random state.

### **default\_parameters(cls)**

Returns the default parameters for this component.

Our convention is that `Component.default_parameters == Component().parameters`.

**Returns** Default parameters for this component.

**Return type** dict

**describe**(*self*, *print\_name=False*, *return\_dict=False*)

Describe a component and its parameters.

**Parameters**

- **print\_name** (*bool*, *optional*) – whether to print name of component
- **return\_dict** (*bool*, *optional*) – whether to return description as dictionary in the format {"name": name, "parameters": parameters}

**Returns** Returns dictionary if return\_dict is True, else None.

**Return type** None or dict

**property feature\_importance**(*self*) → numpy.ndarray

Returns array of 0's with a length of 1 as feature\_importance is not defined for ARIMA regressor.

**fit**(*self*, *X: pandas.DataFrame*, *y: Optional[pandas.Series] = None*)

Fits ARIMA regressor to data.

**Parameters**

- **X** (*pd.DataFrame*) – The input training data of shape [n\_samples, n\_features].
- **y** (*pd.Series*) – The target training data of length [n\_samples].

**Returns** self

**Raises** **ValueError** – If y was not passed in.

**get\_prediction\_intervals**(*self*, *X: pandas.DataFrame*, *y: pandas.Series = None*, *coverage: List[float] = None*, *predictions: pandas.Series = None*) → Dict[str, pandas.Series]

Find the prediction intervals using the fitted ARIMARegressor.

**Parameters**

- **X** (*pd.DataFrame*) – Data of shape [n\_samples, n\_features].
- **y** (*pd.Series*) – Target data. Optional.
- **coverage** (*list[float]*) – A list of floats between the values 0 and 1 that the upper and lower bounds of the prediction interval should be calculated for.
- **predictions** (*pd.Series*) – Not used for ARIMA regressor.

**Returns** Prediction intervals, keys are in the format {coverage}\_lower or {coverage}\_upper.

**Return type** dict

**static load**(*file\_path*)

Loads component at file path.

**Parameters** **file\_path** (*str*) – Location to load file.

**Returns** ComponentBase object

**needs\_fitting**(*self*)

Returns boolean determining if component needs fitting before calling predict, predict\_proba, transform, or feature\_importances.

This can be overridden to False for components that do not need to be fit or whose fit methods do nothing.

**Returns** True.

**property** `parameters(self)`

Returns the parameters which were used to initialize the component.

**predict**(*self*, *X*: *pandas.DataFrame*, *y*: *Optional[pandas.Series] = None*) → *pandas.Series*

Make predictions using fitted ARIMA regressor.

**Parameters**

- **X** (*pd.DataFrame*) – Data of shape [n\_samples, n\_features].
- **y** (*pd.Series*) – Target data.

**Returns** Predicted values.

**Return type** *pd.Series*

**Raises** **ValueError** – If *X* was passed to *fit* but not passed in *predict*.

**predict\_proba**(*self*, *X*: *pandas.DataFrame*) → *pandas.Series*

Make probability estimates for labels.

**Parameters** **X** (*pd.DataFrame*) – Features.

**Returns** Probability estimates.

**Return type** *pd.Series*

**Raises** **MethodPropertyNotFoundError** – If estimator does not have a *predict\_proba* method or a *component\_obj* that implements *predict\_proba*.

**save**(*self*, *file\_path*, *pickle\_protocol=cloudpickle.DEFAULT\_PROTOCOL*)

Saves component at file path.

**Parameters**

- **file\_path** (*str*) – Location to save file.
- **pickle\_protocol** (*int*) – The pickle data stream format.

**update\_parameters**(*self*, *update\_dict*, *reset\_fit=True*)

Updates the parameter dictionary of the component.

**Parameters**

- **update\_dict** (*dict*) – A dict of parameters to update.
- **reset\_fit** (*bool*, *optional*) – If True, will set *\_is\_fitted* to False.

**class** `evalml.pipelines.components.estimators.regressors.BaselineRegressor`(*strategy='mean'*,  
*random\_seed=0*,  
*\*\*kwargs*)

Baseline regressor that uses a simple strategy to make predictions. This is useful as a simple baseline regressor to compare with other regressors.

**Parameters**

- **strategy** (*str*) – Method used to predict. Valid options are “mean”, “median”. Defaults to “mean”.
- **random\_seed** (*int*) – Seed for the random number generator. Defaults to 0.

**Attributes**

<b>hyper-parameter_ranges</b>	{}
<b>is_multiseries</b>	False
<b>model_family</b>	ModelFamily.BASELINE
<b>modifies_features</b>	True
<b>modifies_target</b>	False
<b>name</b>	Baseline Regressor
<b>supported_problem_types</b>	[ ProblemTypes.REGRESSION, ProblemTypes.TIME_SERIES_REGRESSION,]
<b>training_only</b>	False

## Methods

<i>clone</i>	Constructs a new component with the same parameters and random state.
<i>default_parameters</i>	Returns the default parameters for this component.
<i>describe</i>	Describe a component and its parameters.
<i>feature_importance</i>	Returns importance associated with each feature. Since baseline regressors do not use input features to calculate predictions, returns an array of zeroes.
<i>fit</i>	Fits baseline regression component to data.
<i>get_prediction_intervals</i>	Find the prediction intervals using the fitted regressor.
<i>load</i>	Loads component at file path.
<i>needs_fitting</i>	Returns boolean determining if component needs fitting before calling predict, predict_proba, transform, or feature_importances.
<i>parameters</i>	Returns the parameters which were used to initialize the component.
<i>predict</i>	Make predictions using the baseline regression strategy.
<i>predict_proba</i>	Make probability estimates for labels.
<i>save</i>	Saves component at file path.
<i>update_parameters</i>	Updates the parameter dictionary of the component.

### **clone(self)**

Constructs a new component with the same parameters and random state.

**Returns** A new instance of this component with identical parameters and random state.

### **default\_parameters(cls)**

Returns the default parameters for this component.

Our convention is that `Component.default_parameters == Component().parameters`.

**Returns** Default parameters for this component.

**Return type** dict

**describe**(*self*, *print\_name=False*, *return\_dict=False*)

Describe a component and its parameters.

**Parameters**

- **print\_name** (*bool*, *optional*) – whether to print name of component
- **return\_dict** (*bool*, *optional*) – whether to return description as dictionary in the format {"name": name, "parameters": parameters}

**Returns** Returns dictionary if return\_dict is True, else None.

**Return type** None or dict

**property feature\_importance**(*self*)

Returns importance associated with each feature. Since baseline regressors do not use input features to calculate predictions, returns an array of zeroes.

**Returns** An array of zeroes.

**Return type** np.ndarray (float)

**fit**(*self*, *X*, *y=None*)

Fits baseline regression component to data.

**Parameters**

- **X** (*pd.DataFrame*) – The input training data of shape [n\_samples, n\_features].
- **y** (*pd.Series*) – The target training data of length [n\_samples].

**Returns** self

**Raises ValueError** – If input y is None.

**get\_prediction\_intervals**(*self*, *X: pandas.DataFrame*, *y: Optional[pandas.Series] = None*, *coverage: List[float] = None*, *predictions: pandas.Series = None*) → Dict[str, pandas.Series]

Find the prediction intervals using the fitted regressor.

This function takes the predictions of the fitted estimator and calculates the rolling standard deviation across all predictions using a window size of 5. The lower and upper predictions are determined by taking the percent point (quantile) function of the lower tail probability at each bound multiplied by the rolling standard deviation.

**Parameters**

- **X** (*pd.DataFrame*) – Data of shape [n\_samples, n\_features].
- **y** (*pd.Series*) – Target data. Ignored.
- **coverage** (*list[float]*) – A list of floats between the values 0 and 1 that the upper and lower bounds of the prediction interval should be calculated for.
- **predictions** (*pd.Series*) – Optional list of predictions to use. If None, will generate predictions using X.

**Returns** Prediction intervals, keys are in the format {coverage}\_lower or {coverage}\_upper.

**Return type** dict

**Raises MethodPropertyNotFoundError** – If the estimator does not support Time Series Regression as a problem type.

**static load**(*file\_path*)

Loads component at file path.

**Parameters** **file\_path** (*str*) – Location to load file.

**Returns** ComponentBase object

**needs\_fitting**(*self*)

Returns boolean determining if component needs fitting before calling predict, predict\_proba, transform, or feature\_importances.

This can be overridden to False for components that do not need to be fit or whose fit methods do nothing.

**Returns** True.

**property parameters**(*self*)

Returns the parameters which were used to initialize the component.

**predict**(*self*, *X*)

Make predictions using the baseline regression strategy.

**Parameters** **X** (*pd.DataFrame*) – Data of shape [n\_samples, n\_features].

**Returns** Predicted values.

**Return type** pd.Series

**predict\_proba**(*self*, *X*: *pandas.DataFrame*) → *pandas.Series*

Make probability estimates for labels.

**Parameters** **X** (*pd.DataFrame*) – Features.

**Returns** Probability estimates.

**Return type** pd.Series

**Raises** **MethodPropertyNotFoundError** – If estimator does not have a predict\_proba method or a component\_obj that implements predict\_proba.

**save**(*self*, *file\_path*, *pickle\_protocol*=*cloudpickle.DEFAULT\_PROTOCOL*)

Saves component at file path.

**Parameters**

- **file\_path** (*str*) – Location to save file.
- **pickle\_protocol** (*int*) – The pickle data stream format.

**update\_parameters**(*self*, *update\_dict*, *reset\_fit*=*True*)

Updates the parameter dictionary of the component.

**Parameters**

- **update\_dict** (*dict*) – A dict of parameters to update.
- **reset\_fit** (*bool*, *optional*) – If True, will set *\_is\_fitted* to False.

```
class evalml.pipelines.components.estimators.regressors.CatBoostRegressor(n_estimators=10,  
                                                                           eta=0.03,  
                                                                           max_depth=6, bootstrap_type=None,  
                                                                           silent=False, allow_writing_files=False,  
                                                                           random_seed=0,  
                                                                           n_jobs=-1,  
                                                                           **kwargs)
```

CatBoost Regressor, a regressor that uses gradient-boosting on decision trees. CatBoost is an open-source library and natively supports categorical features.

For more information, check out <https://catboost.ai/>

#### Parameters

- **n\_estimators** (*float*) – The maximum number of trees to build. Defaults to 10.
- **eta** (*float*) – The learning rate. Defaults to 0.03.
- **max\_depth** (*int*) – The maximum tree depth for base learners. Defaults to 6.
- **bootstrap\_type** (*string*) – Defines the method for sampling the weights of objects. Available methods are ‘Bayesian’, ‘Bernoulli’, ‘MVS’. Defaults to None.
- **silent** (*boolean*) – Whether to use the “silent” logging mode. Defaults to True.
- **allow\_writing\_files** (*boolean*) – Whether to allow writing snapshot files while training. Defaults to False.
- **n\_jobs** (*int or None*) – Number of jobs to run in parallel. -1 uses all processes. Defaults to -1.
- **random\_seed** (*int*) – Seed for the random number generator. Defaults to 0.

#### Attributes

hyper-parameter_ranges	{ “n_estimators”: Integer(4, 100), “eta”: Real(0.000001, 1), “max_depth”: Integer(4, 10), }
is_multiseries	False
model_family	ModelFamily.CATBOOST
modifies_features	True
modifies_target	False
name	CatBoost Regressor
supported_problem_types	[ ProblemTypes.REGRESSION, ProblemTypes.TIME_SERIES_REGRESSION, ]
training_only	False

#### Methods



<code>clone</code>	Constructs a new component with the same parameters and random state.
<code>default_parameters</code>	Returns the default parameters for this component.
<code>describe</code>	Describe a component and its parameters.
<code>feature_importance</code>	Feature importance of fitted CatBoost regressor.
<code>fit</code>	Fits CatBoost regressor component to data.
<code>get_prediction_intervals</code>	Find the prediction intervals using the fitted regressor.
<code>load</code>	Loads component at file path.
<code>needs_fitting</code>	Returns boolean determining if component needs fitting before calling predict, predict_proba, transform, or feature_importances.
<code>parameters</code>	Returns the parameters which were used to initialize the component.
<code>predict</code>	Make predictions using the fitted CatBoost regressor.
<code>predict_proba</code>	Make probability estimates for labels.
<code>save</code>	Saves component at file path.
<code>update_parameters</code>	Updates the parameter dictionary of the component.

**clone(self)**

Constructs a new component with the same parameters and random state.

**Returns** A new instance of this component with identical parameters and random state.

**default\_parameters(cls)**

Returns the default parameters for this component.

Our convention is that `Component.default_parameters == Component().parameters`.

**Returns** Default parameters for this component.

**Return type** dict

**describe(self, print\_name=False, return\_dict=False)**

Describe a component and its parameters.

**Parameters**

- **print\_name** (*bool, optional*) – whether to print name of component
- **return\_dict** (*bool, optional*) – whether to return description as dictionary in the format {"name": name, "parameters": parameters}

**Returns** Returns dictionary if return\_dict is True, else None.

**Return type** None or dict

**property feature\_importance(self)**

Feature importance of fitted CatBoost regressor.

**fit(self, X, y=None)**

Fits CatBoost regressor component to data.

**Parameters**

- **X** (*pd.DataFrame*) – The input training data of shape [n\_samples, n\_features].
- **y** (*pd.Series*) – The target training data of length [n\_samples].

**Returns** self

**get\_prediction\_intervals**(*self*, *X*: *pandas.DataFrame*, *y*: *Optional[pandas.Series] = None*, *coverage*: *List[float] = None*, *predictions*: *pandas.Series = None*) → *Dict[str, pandas.Series]*

Find the prediction intervals using the fitted regressor.

This function takes the predictions of the fitted estimator and calculates the rolling standard deviation across all predictions using a window size of 5. The lower and upper predictions are determined by taking the percent point (quantile) function of the lower tail probability at each bound multiplied by the rolling standard deviation.

**Parameters**

- **X** (*pd.DataFrame*) – Data of shape [n\_samples, n\_features].
- **y** (*pd.Series*) – Target data. Ignored.
- **coverage** (*list[float]*) – A list of floats between the values 0 and 1 that the upper and lower bounds of the prediction interval should be calculated for.
- **predictions** (*pd.Series*) – Optional list of predictions to use. If None, will generate predictions using X.

**Returns** Prediction intervals, keys are in the format {coverage}\_lower or {coverage}\_upper.

**Return type** dict

**Raises** **MethodPropertyNotFoundError** – If the estimator does not support Time Series Regression as a problem type.

**static load**(*file\_path*)

Loads component at file path.

**Parameters** **file\_path** (*str*) – Location to load file.

**Returns** ComponentBase object

**needs\_fitting**(*self*)

Returns boolean determining if component needs fitting before calling predict, predict\_proba, transform, or feature\_importances.

This can be overridden to False for components that do not need to be fit or whose fit methods do nothing.

**Returns** True.

**property parameters**(*self*)

Returns the parameters which were used to initialize the component.

**predict**(*self*, *X*)

Make predictions using the fitted CatBoost regressor.

**Parameters** **X** (*pd.DataFrame*) – Data of shape [n\_samples, n\_features].

**Returns** Predicted values.

**Return type** *pd.DataFrame*

**predict\_proba**(*self*, *X*: *pandas.DataFrame*) → *pandas.Series*

Make probability estimates for labels.

**Parameters** **X** (*pd.DataFrame*) – Features.

**Returns** Probability estimates.

**Return type** *pd.Series*

**Raises `MethodPropertyNotFoundError`** – If estimator does not have a `predict_proba` method or a `component_obj` that implements `predict_proba`.

**`save(self, file_path, pickle_protocol=cloudpickle.DEFAULT_PROTOCOL)`**

Saves component at file path.

#### Parameters

- **`file_path`** (*str*) – Location to save file.
- **`pickle_protocol`** (*int*) – The pickle data stream format.

**`update_parameters(self, update_dict, reset_fit=True)`**

Updates the parameter dictionary of the component.

#### Parameters

- **`update_dict`** (*dict*) – A dict of parameters to update.
- **`reset_fit`** (*bool*, *optional*) – If True, will set `_is_fitted` to False.

```
class evalml.pipelines.components.estimators.regressors.DecisionTreeRegressor(criterion='squared_error',  
                                                                           max_features='sqrt',  
                                                                           max_depth=6,  
                                                                           min_samples_split=2,  
                                                                           min_weight_fraction_leaf=0.0,  
                                                                           random_seed=0,  
                                                                           **kwargs)
```

Decision Tree Regressor.

#### Parameters

- **`criterion`** (*{ "squared\_error", "friedman\_mse", "absolute\_error", "poisson" }*) – The function to measure the quality of a split. Supported criteria are:
  - “squared\_error” for the mean squared error, which is equal to variance reduction as feature selection criterion and minimizes the L2 loss using the mean of each terminal node
  - “friedman\_mse”, which uses mean squared error with Friedman’s improvement score for potential splits
  - “absolute\_error” for the mean absolute error, which minimizes the L1 loss using the median of each terminal node,
  - “poisson” which uses reduction in Poisson deviance to find splits.
- **`max_features`** (*int, float or { "sqrt", "log2" }*) – The number of features to consider when looking for the best split:
  - If int, then consider `max_features` features at each split.
  - If float, then `max_features` is a fraction and `int(max_features * n_features)` features are considered at each split.
  - If “sqrt”, then `max_features=sqrt(n_features)`.
  - If “log2”, then `max_features=log2(n_features)`.
  - If None, then `max_features = n_features`.

The search for a split does not stop until at least one valid partition of the node samples is found, even if it requires to effectively inspect more than `max_features` features.

- **max\_depth** (*int*) – The maximum depth of the tree. Defaults to 6.
- **min\_samples\_split** (*int or float*) – The minimum number of samples required to split an internal node:
  - If *int*, then consider `min_samples_split` as the minimum number.
  - If *float*, then `min_samples_split` is a fraction and `ceil(min_samples_split * n_samples)` are the minimum number of samples for each split.
 Defaults to 2.
- **min\_weight\_fraction\_leaf** (*float*) – The minimum weighted fraction of the sum total of weights (of all the input samples) required to be at a leaf node. Defaults to 0.0.
- **random\_seed** (*int*) – Seed for the random number generator. Defaults to 0.

#### Attributes

<b>hyper-parameter_ranges</b>	{ "criterion": ["squared_error", "friedman_mse", "absolute_error"], "max_features": ["sqrt", "log2"], "max_depth": Integer(4, 10), }
<b>is_multiseries</b>	False
<b>model_family</b>	ModelFamily.DECISION_TREE
<b>modifies_features</b>	True
<b>modifies_target</b>	False
<b>name</b>	Decision Tree Regressor
<b>supported_problem_types</b>	[ ProblemTypes.REGRESSION, ProblemTypes.TIME_SERIES_REGRESSION, ]
<b>training_only</b>	False

#### Methods

<i>clone</i>	Constructs a new component with the same parameters and random state.
<i>default_parameters</i>	Returns the default parameters for this component.
<i>describe</i>	Describe a component and its parameters.
<i>feature_importance</i>	Returns importance associated with each feature.
<i>fit</i>	Fits estimator to data.
<i>get_prediction_intervals</i>	Find the prediction intervals using the fitted regressor.
<i>load</i>	Loads component at file path.
<i>needs_fitting</i>	Returns boolean determining if component needs fitting before calling predict, predict_proba, transform, or feature_importances.
<i>parameters</i>	Returns the parameters which were used to initialize the component.
<i>predict</i>	Make predictions using selected features.
<i>predict_proba</i>	Make probability estimates for labels.
<i>save</i>	Saves component at file path.
<i>update_parameters</i>	Updates the parameter dictionary of the component.

**clone(*self*)**

Constructs a new component with the same parameters and random state.

**Returns** A new instance of this component with identical parameters and random state.

**default\_parameters(*cls*)**

Returns the default parameters for this component.

Our convention is that `Component.default_parameters == Component().parameters`.

**Returns** Default parameters for this component.

**Return type** dict

**describe(*self*, *print\_name=False*, *return\_dict=False*)**

Describe a component and its parameters.

**Parameters**

- **print\_name** (*bool*, *optional*) – whether to print name of component
- **return\_dict** (*bool*, *optional*) – whether to return description as dictionary in the format {"name": name, "parameters": parameters}

**Returns** Returns dictionary if `return_dict` is `True`, else `None`.

**Return type** None or dict

**property feature\_importance(*self*) → pandas.Series**

Returns importance associated with each feature.

**Returns** Importance associated with each feature.

**Return type** np.ndarray

**Raises** **MethodPropertyNotFoundError** – If estimator does not have a `feature_importance` method or a `component_obj` that implements `feature_importance`.

**fit(*self*, *X*: pandas.DataFrame, *y*: Optional[pandas.Series] = None)**

Fits estimator to data.

**Parameters**

- **X** (*pd.DataFrame*) – The input training data of shape `[n_samples, n_features]`.
- **y** (*pd.Series*, *optional*) – The target training data of length `[n_samples]`.

**Returns** *self*

**get\_prediction\_intervals(*self*, *X*: pandas.DataFrame, *y*: Optional[pandas.Series] = None, *coverage*: List[float] = None, *predictions*: pandas.Series = None) → Dict[str, pandas.Series]**

Find the prediction intervals using the fitted regressor.

This function takes the predictions of the fitted estimator and calculates the rolling standard deviation across all predictions using a window size of 5. The lower and upper predictions are determined by taking the percent point (quantile) function of the lower tail probability at each bound multiplied by the rolling standard deviation.

**Parameters**

- **X** (*pd.DataFrame*) – Data of shape `[n_samples, n_features]`.
- **y** (*pd.Series*) – Target data. Ignored.

- **coverage** (*list[float]*) – A list of floats between the values 0 and 1 that the upper and lower bounds of the prediction interval should be calculated for.
- **predictions** (*pd.Series*) – Optional list of predictions to use. If None, will generate predictions using *X*.

**Returns** Prediction intervals, keys are in the format {coverage}\_lower or {coverage}\_upper.

**Return type** dict

**Raises** **MethodPropertyNotFoundError** – If the estimator does not support Time Series Regression as a problem type.

**static load**(*file\_path*)

Loads component at file path.

**Parameters** **file\_path** (*str*) – Location to load file.

**Returns** ComponentBase object

**needs\_fitting**(*self*)

Returns boolean determining if component needs fitting before calling predict, predict\_proba, transform, or feature\_importances.

This can be overridden to False for components that do not need to be fit or whose fit methods do nothing.

**Returns** True.

**property parameters**(*self*)

Returns the parameters which were used to initialize the component.

**predict**(*self, X: pandas.DataFrame*) → pandas.Series

Make predictions using selected features.

**Parameters** **X** (*pd.DataFrame*) – Data of shape [n\_samples, n\_features].

**Returns** Predicted values.

**Return type** pd.Series

**Raises** **MethodPropertyNotFoundError** – If estimator does not have a predict method or a component\_obj that implements predict.

**predict\_proba**(*self, X: pandas.DataFrame*) → pandas.Series

Make probability estimates for labels.

**Parameters** **X** (*pd.DataFrame*) – Features.

**Returns** Probability estimates.

**Return type** pd.Series

**Raises** **MethodPropertyNotFoundError** – If estimator does not have a predict\_proba method or a component\_obj that implements predict\_proba.

**save**(*self, file\_path, pickle\_protocol=cloudpickle.DEFAULT\_PROTOCOL*)

Saves component at file path.

**Parameters**

- **file\_path** (*str*) – Location to save file.
- **pickle\_protocol** (*int*) – The pickle data stream format.

**update\_parameters**(*self*, *update\_dict*, *reset\_fit=True*)

Updates the parameter dictionary of the component.

#### Parameters

- **update\_dict** (*dict*) – A dict of parameters to update.
- **reset\_fit** (*bool*, *optional*) – If True, will set *\_is\_fitted* to False.

```
class evalml.pipelines.components.estimators.regressors.ElasticNetRegressor(alpha=0.0001,
                                                                           l1_ratio=0.15,
                                                                           max_iter=1000,
                                                                           random_seed=0,
                                                                           **kwargs)
```

Elastic Net Regressor.

#### Parameters

- **alpha** (*float*) – Constant that multiplies the penalty terms. Defaults to 0.0001.
- **l1\_ratio** (*float*) – The mixing parameter, with  $0 \leq \text{l1\_ratio} \leq 1$ . Only used if *penalty='elasticnet'*. Setting *l1\_ratio=0* is equivalent to using *penalty='l2'*, while setting *l1\_ratio=1* is equivalent to using *penalty='l1'*. For  $0 < \text{l1\_ratio} < 1$ , the penalty is a combination of L1 and L2. Defaults to 0.15.
- **max\_iter** (*int*) – The maximum number of iterations. Defaults to 1000.
- **random\_seed** (*int*) – Seed for the random number generator. Defaults to 0.

#### Attributes

<b>hyper-parameter_ranges</b>	{ "alpha": Real(0, 1), "l1_ratio": Real(0, 1), }
<b>is_multiseries</b>	False
<b>model_family</b>	ModelFamily.LINEAR_MODEL
<b>modifies_features</b>	True
<b>modifies_target</b>	False
<b>name</b>	Elastic Net Regressor
<b>supported_problem_types</b>	[ ProblemTypes.REGRESSION, ProblemTypes.TIME_SERIES_REGRESSION, ]
<b>training_only</b>	False

#### Methods

<code>clone</code>	Constructs a new component with the same parameters and random state.
<code>default_parameters</code>	Returns the default parameters for this component.
<code>describe</code>	Describe a component and its parameters.
<code>feature_importance</code>	Feature importance for fitted ElasticNet regressor.
<code>fit</code>	Fits estimator to data.
<code>get_prediction_intervals</code>	Find the prediction intervals using the fitted regressor.
<code>load</code>	Loads component at file path.
<code>needs_fitting</code>	Returns boolean determining if component needs fitting before calling predict, predict_proba, transform, or feature_importances.
<code>parameters</code>	Returns the parameters which were used to initialize the component.
<code>predict</code>	Make predictions using selected features.
<code>predict_proba</code>	Make probability estimates for labels.
<code>save</code>	Saves component at file path.
<code>update_parameters</code>	Updates the parameter dictionary of the component.

**clone**(*self*)

Constructs a new component with the same parameters and random state.

**Returns** A new instance of this component with identical parameters and random state.

**default\_parameters**(*cls*)

Returns the default parameters for this component.

Our convention is that `Component.default_parameters == Component().parameters`.

**Returns** Default parameters for this component.

**Return type** dict

**describe**(*self*, *print\_name=False*, *return\_dict=False*)

Describe a component and its parameters.

**Parameters**

- **print\_name** (*bool*, *optional*) – whether to print name of component
- **return\_dict** (*bool*, *optional*) – whether to return description as dictionary in the format {"name": name, "parameters": parameters}

**Returns** Returns dictionary if return\_dict is True, else None.

**Return type** None or dict

**property feature\_importance**(*self*)

Feature importance for fitted ElasticNet regressor.

**fit**(*self*, *X: pandas.DataFrame*, *y: Optional[pandas.Series] = None*)

Fits estimator to data.

**Parameters**

- **X** (*pd.DataFrame*) – The input training data of shape [n\_samples, n\_features].
- **y** (*pd.Series*, *optional*) – The target training data of length [n\_samples].

**Returns** self



**get\_prediction\_intervals**(*self*, *X*: *pandas.DataFrame*, *y*: *Optional[pandas.Series] = None*, *coverage*: *List[float] = None*, *predictions*: *pandas.Series = None*) → Dict[str, *pandas.Series*]

Find the prediction intervals using the fitted regressor.

This function takes the predictions of the fitted estimator and calculates the rolling standard deviation across all predictions using a window size of 5. The lower and upper predictions are determined by taking the percent point (quantile) function of the lower tail probability at each bound multiplied by the rolling standard deviation.

#### Parameters

- **X** (*pd.DataFrame*) – Data of shape [n\_samples, n\_features].
- **y** (*pd.Series*) – Target data. Ignored.
- **coverage** (*list[float]*) – A list of floats between the values 0 and 1 that the upper and lower bounds of the prediction interval should be calculated for.
- **predictions** (*pd.Series*) – Optional list of predictions to use. If None, will generate predictions using X.

**Returns** Prediction intervals, keys are in the format {coverage}\_lower or {coverage}\_upper.

**Return type** dict

**Raises** **MethodPropertyNotFoundError** – If the estimator does not support Time Series Regression as a problem type.

**static load**(*file\_path*)

Loads component at file path.

**Parameters** **file\_path** (*str*) – Location to load file.

**Returns** ComponentBase object

**needs\_fitting**(*self*)

Returns boolean determining if component needs fitting before calling predict, predict\_proba, transform, or feature\_importances.

This can be overridden to False for components that do not need to be fit or whose fit methods do nothing.

**Returns** True.

**property parameters**(*self*)

Returns the parameters which were used to initialize the component.

**predict**(*self*, *X*: *pandas.DataFrame*) → *pandas.Series*

Make predictions using selected features.

**Parameters** **X** (*pd.DataFrame*) – Data of shape [n\_samples, n\_features].

**Returns** Predicted values.

**Return type** *pd.Series*

**Raises** **MethodPropertyNotFoundError** – If estimator does not have a predict method or a component\_obj that implements predict.

**predict\_proba**(*self*, *X*: *pandas.DataFrame*) → *pandas.Series*

Make probability estimates for labels.

**Parameters** **X** (*pd.DataFrame*) – Features.

**Returns** Probability estimates.

**Return type** `pd.Series`

**Raises** **MethodPropertyNotFoundError** – If estimator does not have a `predict_proba` method or a `component_obj` that implements `predict_proba`.

**save**(*self*, *file\_path*, *pickle\_protocol=cloudpickle.DEFAULT\_PROTOCOL*)

Saves component at file path.

**Parameters**

- **file\_path** (*str*) – Location to save file.
- **pickle\_protocol** (*int*) – The pickle data stream format.

**update\_parameters**(*self*, *update\_dict*, *reset\_fit=True*)

Updates the parameter dictionary of the component.

**Parameters**

- **update\_dict** (*dict*) – A dict of parameters to update.
- **reset\_fit** (*bool*, *optional*) – If True, will set `_is_fitted` to False.

```
class evalml.pipelines.components.estimators.regressors.ExponentialSmoothingRegressor(trend:  
                                          Op-  
                                          tional[str]  
                                          =  
                                          None,  
                                          damped_trend:  
                                          bool  
                                          =  
                                          False,  
                                          sea-  
                                          sonal:  
                                          Op-  
                                          tional[str]  
                                          =  
                                          None,  
                                          sp:  
                                          int  
                                          = 2,  
                                          n_jobs:  
                                          int  
                                          = -  
                                          1,  
                                          ran-  
                                          dom_seed:  
                                          Union[int,  
                                          float]  
                                          = 0,  
                                          **kwargs)
```

Holt-Winters Exponential Smoothing Forecaster.

Currently `ExponentialSmoothingRegressor` isn't supported via conda install. It's recommended that it be installed via PyPI.

**Parameters**

- **trend** (*str*) – Type of trend component. Defaults to None.
- **damped\_trend** (*bool*) – If the trend component should be damped. Defaults to False.
- **seasonal** (*str*) – Type of seasonal component. Takes one of {"additive", None}. Can also be multiplicative if
- **0** (*none of the target data is*) –
- **None.** (*but AutoMLSearch will not tune for this. Defaults to*) –
- **sp** (*int*) – The number of seasonal periods to consider. Defaults to 2.
- **n\_jobs** (*int or None*) – Non-negative integer describing level of parallelism used for pipelines. Defaults to -1.
- **random\_seed** (*int*) – Seed for the random number generator. Defaults to 0.

#### Attributes

<b>hyper-parameter_ranges</b>	{ "trend": [None, "additive"], "damped_trend": [True, False], "seasonal": [None, "additive"], "sp": Integer(2, 8), }
<b>is_multiseries</b>	False
<b>model_family</b>	ModelFamily.EXPONENTIAL_SMOOTHING
<b>modifies_features</b>	True
<b>modifies_target</b>	False
<b>name</b>	Exponential Smoothing Regressor
<b>supported_problem_types</b>	[ProblemTypes.TIME_SERIES_REGRESSION]
<b>training_only</b>	False

#### Methods

<code>clone</code>	Constructs a new component with the same parameters and random state.
<code>default_parameters</code>	Returns the default parameters for this component.
<code>describe</code>	Describe a component and its parameters.
<code>feature_importance</code>	Returns array of 0's with a length of 1 as feature_importance is not defined for Exponential Smoothing regressor.
<code>fit</code>	Fits Exponential Smoothing Regressor to data.
<code>get_prediction_intervals</code>	Find the prediction intervals using the fitted ExponentialSmoothingRegressor.
<code>load</code>	Loads component at file path.
<code>needs_fitting</code>	Returns boolean determining if component needs fitting before calling predict, predict_proba, transform, or feature_importances.
<code>parameters</code>	Returns the parameters which were used to initialize the component.
<code>predict</code>	Make predictions using fitted Exponential Smoothing regressor.
<code>predict_proba</code>	Make probability estimates for labels.
<code>save</code>	Saves component at file path.
<code>update_parameters</code>	Updates the parameter dictionary of the component.

#### **clone**(*self*)

Constructs a new component with the same parameters and random state.

**Returns** A new instance of this component with identical parameters and random state.

#### **default\_parameters**(*cls*)

Returns the default parameters for this component.

Our convention is that `Component.default_parameters == Component().parameters`.

**Returns** Default parameters for this component.

**Return type** dict

#### **describe**(*self*, *print\_name=False*, *return\_dict=False*)

Describe a component and its parameters.

##### **Parameters**

- **print\_name** (*bool*, *optional*) – whether to print name of component
- **return\_dict** (*bool*, *optional*) – whether to return description as dictionary in the format {"name": name, "parameters": parameters}

**Returns** Returns dictionary if return\_dict is True, else None.

**Return type** None or dict

#### **property feature\_importance**(*self*) → pandas.Series

Returns array of 0's with a length of 1 as feature\_importance is not defined for Exponential Smoothing regressor.

#### **fit**(*self*, *X: pandas.DataFrame*, *y: Optional[pandas.Series] = None*)

Fits Exponential Smoothing Regressor to data.

##### **Parameters**

- **X** (*pd.DataFrame*) – The input training data of shape [n\_samples, n\_features]. Ignored.
- **y** (*pd.Series*) – The target training data of length [n\_samples].

**Returns** self

**Raises** **ValueError** – If y was not passed in.

**get\_prediction\_intervals**(*self*, *X*: *pandas.DataFrame*, *y*: *Optional[pandas.Series] = None*, *coverage*: *List[float] = None*, *predictions*: *pandas.Series = None*) → Dict[str, *pandas.Series*]

Find the prediction intervals using the fitted ExponentialSmoothingRegressor.

Calculates the prediction intervals by using a simulation of the time series following a specified state space model.

**Parameters**

- **X** (*pd.DataFrame*) – Data of shape [n\_samples, n\_features].
- **y** (*pd.Series*) – Target data. Optional.
- **coverage** (*List[float]*) – A list of floats between the values 0 and 1 that the upper and lower bounds of the prediction interval should be calculated for.
- **predictions** (*pd.Series*) – Not used for Exponential Smoothing regressor.

**Returns** Prediction intervals, keys are in the format {coverage}\_lower or {coverage}\_upper.

**Return type** dict

**static load**(*file\_path*)

Loads component at file path.

**Parameters** **file\_path** (*str*) – Location to load file.

**Returns** ComponentBase object

**needs\_fitting**(*self*)

Returns boolean determining if component needs fitting before calling predict, predict\_proba, transform, or feature\_importances.

This can be overridden to False for components that do not need to be fit or whose fit methods do nothing.

**Returns** True.

**property parameters**(*self*)

Returns the parameters which were used to initialize the component.

**predict**(*self*, *X*: *pandas.DataFrame*, *y*: *Optional[pandas.Series] = None*) → *pandas.Series*

Make predictions using fitted Exponential Smoothing regressor.

**Parameters**

- **X** (*pd.DataFrame*) – Data of shape [n\_samples, n\_features]. Ignored except to set forecast horizon.
- **y** (*pd.Series*) – Target data.

**Returns** Predicted values.

**Return type** *pd.Series*

**predict\_proba**(*self*, *X*: *pandas.DataFrame*) → *pandas.Series*

Make probability estimates for labels.

**Parameters** *X* (*pd.DataFrame*) – Features.

**Returns** Probability estimates.

**Return type** *pd.Series*

**Raises** **MethodPropertyNotFoundError** – If estimator does not have a `predict_proba` method or a `component_obj` that implements `predict_proba`.

**save**(*self*, *file\_path*, *pickle\_protocol*=*cloudpickle.DEFAULT\_PROTOCOL*)

Saves component at file path.

**Parameters**

- **file\_path** (*str*) – Location to save file.
- **pickle\_protocol** (*int*) – The pickle data stream format.

**update\_parameters**(*self*, *update\_dict*, *reset\_fit*=*True*)

Updates the parameter dictionary of the component.

**Parameters**

- **update\_dict** (*dict*) – A dict of parameters to update.
- **reset\_fit** (*bool*, *optional*) – If *True*, will set `_is_fitted` to *False*.

```
class evalml.pipelines.components.estimators.regressors.ExtraTreesRegressor(n_estimators: int
                                                                           = 100,
                                                                           max_features: str
                                                                           = 'sqrt',
                                                                           max_depth: int =
                                                                           6,
                                                                           min_samples_split:
                                                                           int = 2,
                                                                           min_weight_fraction_leaf:
                                                                           float = 0.0,
                                                                           n_jobs: int = - 1,
                                                                           random_seed:
                                                                           Union[int, float]
                                                                           = 0, **kwargs)
```

Extra Trees Regressor.

**Parameters**

- **n\_estimators** (*float*) – The number of trees in the forest. Defaults to 100.
- **max\_features** (*int*, *float* or *{“sqrt”, “log2”}*) – The number of features to consider when looking for the best split:
  - If *int*, then consider `max_features` features at each split.
  - If *float*, then `max_features` is a fraction and `int(max_features * n_features)` features are considered at each split.
  - If “sqrt”, then `max_features=sqrt(n_features)`.
  - If “log2”, then `max_features=log2(n_features)`.
  - If *None*, then `max_features = n_features`.

The search for a split does not stop until at least one valid partition of the node samples is found, even if it requires to effectively inspect more than `max_features` features.

- **max\_depth** (*int*) – The maximum depth of the tree. Defaults to 6.
- **min\_samples\_split** (*int or float*) – The minimum number of samples required to split an internal node:
  - If *int*, then consider `min_samples_split` as the minimum number.
  - If *float*, then `min_samples_split` is a fraction and `ceil(min_samples_split * n_samples)` are the minimum number of samples for each split.
- **2.** (*Defaults to*) –
- **min\_weight\_fraction\_leaf** (*float*) – The minimum weighted fraction of the sum total of weights (of all the input samples) required to be at a leaf node. Defaults to 0.0.
- **n\_jobs** (*int or None*) – Number of jobs to run in parallel. -1 uses all processes. Defaults to -1.
- **random\_seed** (*int*) – Seed for the random number generator. Defaults to 0.

#### Attributes

<b>hyper-parameter_ranges</b>	{ “n_estimators”: Integer(10, 1000), “max_features”: [“sqrt”, “log2”], “max_depth”: Integer(4, 10), }
<b>is_multiseries</b>	False
<b>model_family</b>	ModelFamily.EXTRA_TREES
<b>modifies_features</b>	True
<b>modifies_target</b>	False
<b>name</b>	Extra Trees Regressor
<b>supported_problem_types</b>	[ ProblemTypes.REGRESSION, ProblemTypes.TIME_SERIES_REGRESSION, ]
<b>training_only</b>	False

#### Methods

<code>clone</code>	Constructs a new component with the same parameters and random state.
<code>default_parameters</code>	Returns the default parameters for this component.
<code>describe</code>	Describe a component and its parameters.
<code>feature_importance</code>	Returns importance associated with each feature.
<code>fit</code>	Fits estimator to data.
<code>get_prediction_intervals</code>	Find the prediction intervals using the fitted Extra-TreesRegressor.
<code>load</code>	Loads component at file path.
<code>needs_fitting</code>	Returns boolean determining if component needs fitting before calling predict, predict_proba, transform, or feature_importances.
<code>parameters</code>	Returns the parameters which were used to initialize the component.
<code>predict</code>	Make predictions using selected features.
<code>predict_proba</code>	Make probability estimates for labels.
<code>save</code>	Saves component at file path.
<code>update_parameters</code>	Updates the parameter dictionary of the component.

**clone**(*self*)

Constructs a new component with the same parameters and random state.

**Returns** A new instance of this component with identical parameters and random state.

**default\_parameters**(*cls*)

Returns the default parameters for this component.

Our convention is that `Component.default_parameters == Component().parameters`.

**Returns** Default parameters for this component.

**Return type** dict

**describe**(*self*, *print\_name=False*, *return\_dict=False*)

Describe a component and its parameters.

**Parameters**

- **print\_name** (*bool*, *optional*) – whether to print name of component
- **return\_dict** (*bool*, *optional*) – whether to return description as dictionary in the format {"name": name, "parameters": parameters}

**Returns** Returns dictionary if `return_dict` is `True`, else `None`.

**Return type** None or dict

**property feature\_importance**(*self*) → pandas.Series

Returns importance associated with each feature.

**Returns** Importance associated with each feature.

**Return type** np.ndarray

**Raises** **MethodPropertyNotFoundError** – If estimator does not have a `feature_importance` method or a `component_obj` that implements `feature_importance`.

**fit**(*self*, *X: pandas.DataFrame*, *y: Optional[pandas.Series] = None*)

Fits estimator to data.



**Parameters**

- **X** (*pd.DataFrame*) – The input training data of shape [n\_samples, n\_features].
- **y** (*pd.Series*, *optional*) – The target training data of length [n\_samples].

**Returns** self

**get\_prediction\_intervals**(*self*, *X*: *pandas.DataFrame*, *y*: *Optional[pandas.Series]* = *None*, *coverage*: *List[float]* = *None*, *predictions*: *pandas.Series* = *None*) → Dict[str, *pandas.Series*]

Find the prediction intervals using the fitted ExtraTreesRegressor.

**Parameters**

- **X** (*pd.DataFrame*) – Data of shape [n\_samples, n\_features].
- **y** (*pd.Series*) – Target data. Optional.
- **coverage** (*list[float]*) – A list of floats between the values 0 and 1 that the upper and lower bounds of the prediction interval should be calculated for.
- **predictions** (*pd.Series*) – Optional list of predictions to use. If None, will generate predictions using X.

**Returns** Prediction intervals, keys are in the format {coverage}\_lower or {coverage}\_upper.**Return type** dict**static load**(*file\_path*)

Loads component at file path.

**Parameters** **file\_path** (*str*) – Location to load file.**Returns** ComponentBase object**needs\_fitting**(*self*)

Returns boolean determining if component needs fitting before calling predict, predict\_proba, transform, or feature\_importances.

This can be overridden to False for components that do not need to be fit or whose fit methods do nothing.

**Returns** True.**property parameters**(*self*)

Returns the parameters which were used to initialize the component.

**predict**(*self*, *X*: *pandas.DataFrame*) → *pandas.Series*

Make predictions using selected features.

**Parameters** **X** (*pd.DataFrame*) – Data of shape [n\_samples, n\_features].**Returns** Predicted values.**Return type** *pd.Series*

**Raises** **MethodPropertyNotFoundError** – If estimator does not have a predict method or a component\_obj that implements predict.

**predict\_proba**(*self*, *X*: *pandas.DataFrame*) → *pandas.Series*

Make probability estimates for labels.

**Parameters** **X** (*pd.DataFrame*) – Features.**Returns** Probability estimates.

**Return type** `pd.Series`

**Raises** **MethodPropertyNotFoundError** – If estimator does not have a `predict_proba` method or a `component_obj` that implements `predict_proba`.

**save**(*self*, *file\_path*, *pickle\_protocol=cloudpickle.DEFAULT\_PROTOCOL*)

Saves component at file path.

**Parameters**

- **file\_path** (*str*) – Location to save file.
- **pickle\_protocol** (*int*) – The pickle data stream format.

**update\_parameters**(*self*, *update\_dict*, *reset\_fit=True*)

Updates the parameter dictionary of the component.

**Parameters**

- **update\_dict** (*dict*) – A dict of parameters to update.
- **reset\_fit** (*bool*, *optional*) – If True, will set `_is_fitted` to False.

```
class evalml.pipelines.components.estimators.regressors.LightGBMRegressor(boosting_type='gbdt',  
                                                                           learning_rate=0.1,  
                                                                           n_estimators=20,  
                                                                           max_depth=0,  
                                                                           num_leaves=31,  
                                                                           min_child_samples=20,  
                                                                           bag-  
                                                                           ging_fraction=0.9,  
                                                                           bagging_freq=0,  
                                                                           n_jobs=- 1,  
                                                                           random_seed=0,  
                                                                           **kwargs)
```

LightGBM Regressor.

**Parameters**

- **boosting\_type** (*string*) – Type of boosting to use. Defaults to “gbdt”. - ‘gbdt’ uses traditional Gradient Boosting Decision Tree - “dart”, uses Dropouts meet Multiple Additive Regression Trees - “goss”, uses Gradient-based One-Side Sampling - “rf”, uses Random Forest
- **learning\_rate** (*float*) – Boosting learning rate. Defaults to 0.1.
- **n\_estimators** (*int*) – Number of boosted trees to fit. Defaults to 100.
- **max\_depth** (*int*) – Maximum tree depth for base learners,  $\leq 0$  means no limit. Defaults to 0.
- **num\_leaves** (*int*) – Maximum tree leaves for base learners. Defaults to 31.
- **min\_child\_samples** (*int*) – Minimum number of data needed in a child (leaf). Defaults to 20.
- **bagging\_fraction** (*float*) – LightGBM will randomly select a subset of features on each iteration (tree) without resampling if this is smaller than 1.0. For example, if set to 0.8, LightGBM will select 80% of features before training each tree. This can be used to speed up training and deal with overfitting. Defaults to 0.9.

- **bagging\_freq** (*int*) – Frequency for bagging. 0 means bagging is disabled. k means perform bagging at every k iteration. Every k-th iteration, LightGBM will randomly select `bagging_fraction * 100 %` of the data to use for the next k iterations. Defaults to 0.
- **n\_jobs** (*int or None*) – Number of threads to run in parallel. -1 uses all threads. Defaults to -1.
- **random\_seed** (*int*) – Seed for the random number generator. Defaults to 0.

#### Attributes

<b>hyper-parameter_ranges</b>	{ "learning_rate": Real(0.000001, 1), "boosting_type": ["gbdt", "dart", "goss", "rf"], "n_estimators": Integer(10, 100), "max_depth": Integer(0, 10), "num_leaves": Integer(2, 100), "min_child_samples": Integer(1, 100), "bagging_fraction": Real(0.000001, 1), "bagging_freq": Integer(0, 1), }
<b>is_multiseries</b>	False
<b>model_family</b>	ModelFamily.LIGHTGBM
<b>modifies_features</b>	True
<b>modifies_target</b>	False
<b>name</b>	LightGBM Regressor
<b>SEED_MAX</b>	SEED_BOUNDS.max_bound
<b>SEED_MIN</b>	0
<b>supported_problem_types</b>	[ProblemTypes.REGRESSION]
<b>training_only</b>	False

#### Methods

<i>clone</i>	Constructs a new component with the same parameters and random state.
<i>default_parameters</i>	Returns the default parameters for this component.
<i>describe</i>	Describe a component and its parameters.
<i>feature_importance</i>	Returns importance associated with each feature.
<i>fit</i>	Fits LightGBM regressor to data.
<i>get_prediction_intervals</i>	Find the prediction intervals using the fitted regressor.
<i>load</i>	Loads component at file path.
<i>needs_fitting</i>	Returns boolean determining if component needs fitting before calling predict, predict_proba, transform, or feature_importances.
<i>parameters</i>	Returns the parameters which were used to initialize the component.
<i>predict</i>	Make predictions using fitted LightGBM regressor.
<i>predict_proba</i>	Make probability estimates for labels.
<i>save</i>	Saves component at file path.
<i>update_parameters</i>	Updates the parameter dictionary of the component.

#### **clone**(*self*)

Constructs a new component with the same parameters and random state.

**Returns** A new instance of this component with identical parameters and random state.

**default\_parameters(*cls*)**

Returns the default parameters for this component.

Our convention is that `Component.default_parameters == Component().parameters`.

**Returns** Default parameters for this component.

**Return type** dict

**describe(*self*, *print\_name=False*, *return\_dict=False*)**

Describe a component and its parameters.

**Parameters**

- **print\_name** (*bool*, *optional*) – whether to print name of component
- **return\_dict** (*bool*, *optional*) – whether to return description as dictionary in the format {"name": name, "parameters": parameters}

**Returns** Returns dictionary if `return_dict` is `True`, else `None`.

**Return type** None or dict

**property feature\_importance(*self*) → pandas.Series**

Returns importance associated with each feature.

**Returns** Importance associated with each feature.

**Return type** np.ndarray

**Raises** **MethodPropertyNotFoundError** – If estimator does not have a `feature_importance` method or a `component_obj` that implements `feature_importance`.

**fit(*self*, *X*, *y=None*)**

Fits LightGBM regressor to data.

**Parameters**

- **X** (*pd.DataFrame*) – The input training data of shape `[n_samples, n_features]`.
- **y** (*pd.Series*) – The target training data of length `[n_samples]`.

**Returns** self

**get\_prediction\_intervals(*self*, *X: pandas.DataFrame*, *y: Optional[pandas.Series] = None*, *coverage: List[float] = None*, *predictions: pandas.Series = None*) → Dict[str, pandas.Series]**

Find the prediction intervals using the fitted regressor.

This function takes the predictions of the fitted estimator and calculates the rolling standard deviation across all predictions using a window size of 5. The lower and upper predictions are determined by taking the percent point (quantile) function of the lower tail probability at each bound multiplied by the rolling standard deviation.

**Parameters**

- **X** (*pd.DataFrame*) – Data of shape `[n_samples, n_features]`.
- **y** (*pd.Series*) – Target data. Ignored.
- **coverage** (*list[float]*) – A list of floats between the values 0 and 1 that the upper and lower bounds of the prediction interval should be calculated for.
- **predictions** (*pd.Series*) – Optional list of predictions to use. If `None`, will generate predictions using `X`.

**Returns** Prediction intervals, keys are in the format {coverage}\_lower or {coverage}\_upper.

**Return type** dict

**Raises** **MethodPropertyNotFoundError** – If the estimator does not support Time Series Regression as a problem type.

**static load**(*file\_path*)

Loads component at file path.

**Parameters** **file\_path** (*str*) – Location to load file.

**Returns** ComponentBase object

**needs\_fitting**(*self*)

Returns boolean determining if component needs fitting before calling predict, predict\_proba, transform, or feature\_importances.

This can be overridden to False for components that do not need to be fit or whose fit methods do nothing.

**Returns** True.

**property parameters**(*self*)

Returns the parameters which were used to initialize the component.

**predict**(*self*, *X*)

Make predictions using fitted LightGBM regressor.

**Parameters** **X** (*pd.DataFrame*) – Data of shape [n\_samples, n\_features].

**Returns** Predicted values.

**Return type** pd.Series

**predict\_proba**(*self*, *X*: *pandas.DataFrame*) → pandas.Series

Make probability estimates for labels.

**Parameters** **X** (*pd.DataFrame*) – Features.

**Returns** Probability estimates.

**Return type** pd.Series

**Raises** **MethodPropertyNotFoundError** – If estimator does not have a predict\_proba method or a component\_obj that implements predict\_proba.

**save**(*self*, *file\_path*, *pickle\_protocol*=*cloudpickle.DEFAULT\_PROTOCOL*)

Saves component at file path.

**Parameters**

- **file\_path** (*str*) – Location to save file.
- **pickle\_protocol** (*int*) – The pickle data stream format.

**update\_parameters**(*self*, *update\_dict*, *reset\_fit*=*True*)

Updates the parameter dictionary of the component.

**Parameters**

- **update\_dict** (*dict*) – A dict of parameters to update.
- **reset\_fit** (*bool*, *optional*) – If True, will set *\_is\_fitted* to False.

```
class evalml.pipelines.components.estimators.regressors.LinearRegressor(fit_intercept=True,
                                                                    n_jobs=-1,
                                                                    random_seed=0,
                                                                    **kwargs)
```

Linear Regressor.

#### Parameters

- **fit\_intercept** (*boolean*) – Whether to calculate the intercept for this model. If set to False, no intercept will be used in calculations (i.e. data is expected to be centered). Defaults to True.
- **n\_jobs** (*int or None*) – Number of jobs to run in parallel. -1 uses all threads. Defaults to -1.
- **random\_seed** (*int*) – Seed for the random number generator. Defaults to 0.

#### Attributes

<b>hyper-parameter_ranges</b>	{ "fit_intercept": [True, False], }
<b>is_multiseries</b>	False
<b>model_family</b>	ModelFamily.LINEAR_MODEL
<b>modifies_features</b>	True
<b>modifies_target</b>	False
<b>name</b>	Linear Regressor
<b>supported_problem_types</b>	[ ProblemTypes.REGRESSION, ProblemTypes.TIME_SERIES_REGRESSION, ]
<b>training_only</b>	False

#### Methods

<i>clone</i>	Constructs a new component with the same parameters and random state.
<i>default_parameters</i>	Returns the default parameters for this component.
<i>describe</i>	Describe a component and its parameters.
<i>feature_importance</i>	Feature importance for fitted linear regressor.
<i>fit</i>	Fits estimator to data.
<i>get_prediction_intervals</i>	Find the prediction intervals using the fitted regressor.
<i>load</i>	Loads component at file path.
<i>needs_fitting</i>	Returns boolean determining if component needs fitting before calling predict, predict_proba, transform, or feature_importances.
<i>parameters</i>	Returns the parameters which were used to initialize the component.
<i>predict</i>	Make predictions using selected features.
<i>predict_proba</i>	Make probability estimates for labels.
<i>save</i>	Saves component at file path.
<i>update_parameters</i>	Updates the parameter dictionary of the component.

**clone(*self*)**

Constructs a new component with the same parameters and random state.

**Returns** A new instance of this component with identical parameters and random state.

**default\_parameters(*cls*)**

Returns the default parameters for this component.

Our convention is that `Component.default_parameters == Component().parameters`.

**Returns** Default parameters for this component.

**Return type** dict

**describe(*self*, *print\_name=False*, *return\_dict=False*)**

Describe a component and its parameters.

**Parameters**

- **print\_name** (*bool*, *optional*) – whether to print name of component
- **return\_dict** (*bool*, *optional*) – whether to return description as dictionary in the format {"name": name, "parameters": parameters}

**Returns** Returns dictionary if `return_dict` is `True`, else `None`.

**Return type** None or dict

**property feature\_importance(*self*)**

Feature importance for fitted linear regressor.

**fit(*self*, *X*: pandas.DataFrame, *y*: Optional[pandas.Series] = None)**

Fits estimator to data.

**Parameters**

- **X** (*pd.DataFrame*) – The input training data of shape `[n_samples, n_features]`.
- **y** (*pd.Series*, *optional*) – The target training data of length `[n_samples]`.

**Returns** *self*

**get\_prediction\_intervals(*self*, *X*: pandas.DataFrame, *y*: Optional[pandas.Series] = None, *coverage*: List[float] = None, *predictions*: pandas.Series = None) → Dict[str, pandas.Series]**

Find the prediction intervals using the fitted regressor.

This function takes the predictions of the fitted estimator and calculates the rolling standard deviation across all predictions using a window size of 5. The lower and upper predictions are determined by taking the percent point (quantile) function of the lower tail probability at each bound multiplied by the rolling standard deviation.

**Parameters**

- **X** (*pd.DataFrame*) – Data of shape `[n_samples, n_features]`.
- **y** (*pd.Series*) – Target data. Ignored.
- **coverage** (*list[float]*) – A list of floats between the values 0 and 1 that the upper and lower bounds of the prediction interval should be calculated for.
- **predictions** (*pd.Series*) – Optional list of predictions to use. If `None`, will generate predictions using `X`.

**Returns** Prediction intervals, keys are in the format `{coverage}_lower` or `{coverage}_upper`.

**Return type** dict

**Raises** **MethodPropertyNotFoundError** – If the estimator does not support Time Series Regression as a problem type.

**static load**(*file\_path*)

Loads component at file path.

**Parameters** **file\_path** (*str*) – Location to load file.

**Returns** ComponentBase object

**needs\_fitting**(*self*)

Returns boolean determining if component needs fitting before calling predict, predict\_proba, transform, or feature\_importances.

This can be overridden to False for components that do not need to be fit or whose fit methods do nothing.

**Returns** True.

**property parameters**(*self*)

Returns the parameters which were used to initialize the component.

**predict**(*self*, *X*: *pandas.DataFrame*) → *pandas.Series*

Make predictions using selected features.

**Parameters** **X** (*pd.DataFrame*) – Data of shape [n\_samples, n\_features].

**Returns** Predicted values.

**Return type** *pd.Series*

**Raises** **MethodPropertyNotFoundError** – If estimator does not have a predict method or a component\_obj that implements predict.

**predict\_proba**(*self*, *X*: *pandas.DataFrame*) → *pandas.Series*

Make probability estimates for labels.

**Parameters** **X** (*pd.DataFrame*) – Features.

**Returns** Probability estimates.

**Return type** *pd.Series*

**Raises** **MethodPropertyNotFoundError** – If estimator does not have a predict\_proba method or a component\_obj that implements predict\_proba.

**save**(*self*, *file\_path*, *pickle\_protocol*=*cloudpickle.DEFAULT\_PROTOCOL*)

Saves component at file path.

**Parameters**

- **file\_path** (*str*) – Location to save file.
- **pickle\_protocol** (*int*) – The pickle data stream format.

**update\_parameters**(*self*, *update\_dict*, *reset\_fit*=*True*)

Updates the parameter dictionary of the component.

**Parameters**

- **update\_dict** (*dict*) – A dict of parameters to update.
- **reset\_fit** (*bool*, *optional*) – If True, will set *\_is\_fitted* to False.



```
class evalml.pipelines.components.estimators.regressors.MultiseriesTimeSeriesBaselineRegressor(gap=1,
                                                                                          fore-
                                                                                          cast_horizo-
                                                                                          n=
                                                                                          random_seed=
                                                                                          **kwargs)
```

Multiseries time series regressor that predicts using the naive forecasting approach.

This is useful as a simple baseline estimator for multiseries time series problems.

#### Parameters

- **gap** (*int*) – Gap between prediction date and target date and must be a positive integer. If gap is 0, target date will be shifted ahead by 1 time period. Defaults to 1.
- **forecast\_horizon** (*int*) – Number of time steps the model is expected to predict.
- **random\_seed** (*int*) – Seed for the random number generator. Defaults to 0.

#### Attributes

<b>hyper- parame- ter_ranges</b>	{}
<b>is_multiseries</b>	True
<b>model_family</b>	ModelFamily.BASELINE
<b>modi- fies_features</b>	True
<b>modi- fies_target</b>	False
<b>name</b>	Multiseries Time Series Baseline Regressor
<b>sup- ported_problem_types</b>	[ ProblemTypes.TIME_SERIES_REGRESSION,]
<b>train- ing_only</b>	False

#### Methods

<code>clone</code>	Constructs a new component with the same parameters and random state.
<code>default_parameters</code>	Returns the default parameters for this component.
<code>describe</code>	Describe a component and its parameters.
<code>feature_importance</code>	Returns importance associated with each feature.
<code>fit</code>	Fits multiseries time series baseline regressor to data.
<code>get_prediction_intervals</code>	Find the prediction intervals using the fitted regressor.
<code>load</code>	Loads component at file path.
<code>needs_fitting</code>	Returns boolean determining if component needs fitting before calling predict, predict_proba, transform, or feature_importances.
<code>parameters</code>	Returns the parameters which were used to initialize the component.
<code>predict</code>	Make predictions using fitted multiseries time series baseline regressor.
<code>predict_proba</code>	Make probability estimates for labels.
<code>save</code>	Saves component at file path.
<code>update_parameters</code>	Updates the parameter dictionary of the component.

**clone**(*self*)

Constructs a new component with the same parameters and random state.

**Returns** A new instance of this component with identical parameters and random state.

**default\_parameters**(*cls*)

Returns the default parameters for this component.

Our convention is that `Component.default_parameters == Component().parameters`.

**Returns** Default parameters for this component.

**Return type** dict

**describe**(*self*, *print\_name=False*, *return\_dict=False*)

Describe a component and its parameters.

**Parameters**

- **print\_name** (*bool*, *optional*) – whether to print name of component
- **return\_dict** (*bool*, *optional*) – whether to return description as dictionary in the format {"name": name, "parameters": parameters}

**Returns** Returns dictionary if `return_dict` is `True`, else `None`.

**Return type** None or dict

**property feature\_importance**(*self*)

Returns importance associated with each feature.

Since baseline estimators do not use input features to calculate predictions, returns an array of zeroes.

**Returns** An array of zeroes.

**Return type** np.ndarray (float)

**fit**(*self*, *X*, *y=None*)

Fits multiseries time series baseline regressor to data.

**Parameters**

- **X** (*pd.DataFrame*) – The input training data of shape [n\_samples, n\_features \* n\_series].
- **y** (*pd.DataFrame*) – The target training data of shape [n\_samples, n\_features \* n\_series].

**Returns** self**Raises** **ValueError** – If input y is None or if y is not a DataFrame with multiple columns.

**get\_prediction\_intervals**(*self, X: pandas.DataFrame, y: Optional[pandas.Series] = None, coverage: List[float] = None, predictions: pandas.Series = None*) → Dict[str, pandas.Series]

Find the prediction intervals using the fitted regressor.

This function takes the predictions of the fitted estimator and calculates the rolling standard deviation across all predictions using a window size of 5. The lower and upper predictions are determined by taking the percent point (quantile) function of the lower tail probability at each bound multiplied by the rolling standard deviation.

**Parameters**

- **X** (*pd.DataFrame*) – Data of shape [n\_samples, n\_features].
- **y** (*pd.Series*) – Target data. Ignored.
- **coverage** (*list[float]*) – A list of floats between the values 0 and 1 that the upper and lower bounds of the prediction interval should be calculated for.
- **predictions** (*pd.Series*) – Optional list of predictions to use. If None, will generate predictions using X.

**Returns** Prediction intervals, keys are in the format {coverage}\_lower or {coverage}\_upper.**Return type** dict**Raises** **MethodPropertyNotFoundError** – If the estimator does not support Time Series Regression as a problem type.**static load**(*file\_path*)

Loads component at file path.

**Parameters** **file\_path** (*str*) – Location to load file.**Returns** ComponentBase object**needs\_fitting**(*self*)

Returns boolean determining if component needs fitting before calling predict, predict\_proba, transform, or feature\_importances.

This can be overridden to False for components that do not need to be fit or whose fit methods do nothing.

**Returns** True.**property parameters**(*self*)

Returns the parameters which were used to initialize the component.

**predict**(*self, X*)

Make predictions using fitted multiseries time series baseline regressor.

**Parameters** **X** (*pd.DataFrame*) – Data of shape [n\_samples, n\_features].**Returns** Predicted values.**Return type** pd.DataFrame

**Raises `ValueError`** – If the lagged columns are not present in `X`.

**`predict_proba(self, X: pandas.DataFrame) → pandas.Series`**

Make probability estimates for labels.

**Parameters** `X` (`pd.DataFrame`) – Features.

**Returns** Probability estimates.

**Return type** `pd.Series`

**Raises `MethodPropertyNotFoundError`** – If estimator does not have a `predict_proba` method or a `component_obj` that implements `predict_proba`.

**`save(self, file_path, pickle_protocol=cloudpickle.DEFAULT_PROTOCOL)`**

Saves component at file path.

**Parameters**

- **`file_path`** (`str`) – Location to save file.
- **`pickle_protocol`** (`int`) – The pickle data stream format.

**`update_parameters(self, update_dict, reset_fit=True)`**

Updates the parameter dictionary of the component.

**Parameters**

- **`update_dict`** (`dict`) – A dict of parameters to update.
- **`reset_fit`** (`bool`, *optional*) – If `True`, will set `_is_fitted` to `False`.

```
class evalml.pipelines.components.estimators.regressors.ProphetRegressor(time_index:
                                                                    Optional[Hashable]
                                                                    = None, change-
                                                                    point_prior_scale:
                                                                    float = 0.05, season-
                                                                    ality_prior_scale: int
                                                                    = 10, holi-
                                                                    days_prior_scale: int
                                                                    = 10,
                                                                    seasonality_mode:
                                                                    str = 'additive',
                                                                    stan_backend: str =
                                                                    'CMDSTANPY',
                                                                    interval_width: float
                                                                    = 0.95,
                                                                    random_seed:
                                                                    Union[int, float] = 0,
                                                                    **kwargs)
```

Prophet is a procedure for forecasting time series data based on an additive model where non-linear trends are fit with yearly, weekly, and daily seasonality, plus holiday effects. It works best with time series that have strong seasonal effects and several seasons of historical data. Prophet is robust to missing data and shifts in the trend, and typically handles outliers well.

More information here: <https://facebook.github.io/prophet/>

**Parameters**

- **`time_index`** (`str`) – Specifies the name of the column in `X` that provides the datetime objects. Defaults to `None`.

- **changepoint\_prior\_scale** (*float*) – Determines the strength of the sparse prior for fitting on rate changes. Increasing this value increases the flexibility of the trend. Defaults to 0.05.
- **seasonality\_prior\_scale** (*int*) – Similar to `changepoint_prior_scale`. Adjusts the extent to which the seasonality model will fit the data. Defaults to 10.
- **holidays\_prior\_scale** (*int*) – Similar to `changepoint_prior_scale`. Adjusts the extent to which holidays will fit the data. Defaults to 10.
- **seasonality\_mode** (*str*) – Determines how this component fits the seasonality. Options are “additive” and “multiplicative”. Defaults to “additive”.
- **stan\_backend** (*str*) – Determines the backend that should be used to run Prophet. Options are “CMDSTANPY” and “PYSTAN”. Defaults to “CMDSTANPY”.
- **interval\_width** (*float*) – Determines the confidence of the prediction interval range when calling `get_prediction_intervals`. Accepts values in the range (0,1). Defaults to 0.95.
- **random\_seed** (*int*) – Seed for the random number generator. Defaults to 0.

#### Attributes

<b>hyper-parameter_ranges</b>	{ “changepoint_prior_scale”: Real(0.001, 0.5), “seasonality_prior_scale”: Real(0.01, 10), “holidays_prior_scale”: Real(0.01, 10), “seasonality_mode”: [“additive”, “multiplicative”], }
<b>is_multiseries</b>	False
<b>model_family</b>	ModelFamily.PROPHET
<b>modifies_features</b>	True
<b>modifies_target</b>	False
<b>name</b>	Prophet Regressor
<b>supported_problem_types</b>	[ProblemTypes.TIME_SERIES_REGRESSION]
<b>training_only</b>	False

#### Methods

<code>build_prophet_df</code>	Build the Prophet data to pass fit and predict on.
<code>clone</code>	Constructs a new component with the same parameters and random state.
<code>default_parameters</code>	Returns the default parameters for this component.
<code>describe</code>	Describe a component and its parameters.
<code>feature_importance</code>	Returns array of 0's with len(1) as feature_importance is not defined for Prophet regressor.
<code>fit</code>	Fits Prophet regressor component to data.
<code>get_params</code>	Get parameters for the Prophet regressor.
<code>get_prediction_intervals</code>	Find the prediction intervals using the fitted ProphetRegressor.
<code>load</code>	Loads component at file path.
<code>needs_fitting</code>	Returns boolean determining if component needs fitting before calling predict, predict_proba, transform, or feature_importances.
<code>parameters</code>	Returns the parameters which were used to initialize the component.
<code>predict</code>	Make predictions using fitted Prophet regressor.
<code>predict_proba</code>	Make probability estimates for labels.
<code>save</code>	Saves component at file path.
<code>update_parameters</code>	Updates the parameter dictionary of the component.

**static** `build_prophet_df`(*X*: pandas.DataFrame, *y*: Optional[pandas.Series] = None, *time\_index*: str = 'ds') → pandas.DataFrame

Build the Prophet data to pass fit and predict on.

**clone**(*self*)

Constructs a new component with the same parameters and random state.

**Returns** A new instance of this component with identical parameters and random state.

**default\_parameters**(*cls*) → dict

Returns the default parameters for this component.

**Returns** Default parameters for this component.

**Return type** dict

**describe**(*self*, *print\_name*=False, *return\_dict*=False)

Describe a component and its parameters.

**Parameters**

- **print\_name** (*bool*, *optional*) – whether to print name of component
- **return\_dict** (*bool*, *optional*) – whether to return description as dictionary in the format {"name": name, "parameters": parameters}

**Returns** Returns dictionary if return\_dict is True, else None.

**Return type** None or dict

**property** `feature_importance`(*self*) → numpy.ndarray

Returns array of 0's with len(1) as feature\_importance is not defined for Prophet regressor.

**fit**(*self*, *X*: pandas.DataFrame, *y*: Optional[pandas.Series] = None)

Fits Prophet regressor component to data.

**Parameters**

- **X** (*pd.DataFrame*) – The input training data of shape [n\_samples, n\_features].
- **y** (*pd.Series*) – The target training data of length [n\_samples].

**Returns** self**get\_params**(*self*) → dict

Get parameters for the Prophet regressor.

**get\_prediction\_intervals**(*self*, *X*: *pandas.DataFrame*, *y*: *Optional[pandas.Series] = None*, *coverage*: *List[float] = None*, *predictions*: *pandas.Series = None*) → Dict[str, *pandas.Series*]

Find the prediction intervals using the fitted ProphetRegressor.

**Parameters**

- **X** (*pd.DataFrame*) – Data of shape [n\_samples, n\_features].
- **y** (*pd.Series*) – Target data. Ignored.
- **coverage** (*List[float]*) – A list of floats between the values 0 and 1 that the upper and lower bounds of the prediction interval should be calculated for.
- **predictions** (*pd.Series*) – Not used for Prophet estimator.

**Returns** Prediction intervals, keys are in the format {coverage}\_lower or {coverage}\_upper.**Return type** dict**static load**(*file\_path*)

Loads component at file path.

**Parameters** **file\_path** (*str*) – Location to load file.**Returns** ComponentBase object**needs\_fitting**(*self*)

Returns boolean determining if component needs fitting before calling predict, predict\_proba, transform, or feature\_importances.

This can be overridden to False for components that do not need to be fit or whose fit methods do nothing.

**Returns** True.**property parameters**(*self*)

Returns the parameters which were used to initialize the component.

**predict**(*self*, *X*: *pandas.DataFrame*, *y*: *Optional[pandas.Series] = None*) → *pandas.Series*

Make predictions using fitted Prophet regressor.

**Parameters**

- **X** (*pd.DataFrame*) – Data of shape [n\_samples, n\_features].
- **y** (*pd.Series*) – Target data. Ignored.

**Returns** Predicted values.**Return type** *pd.Series*

**predict\_proba**(*self*, *X*: *pandas.DataFrame*) → *pandas.Series*

Make probability estimates for labels.

**Parameters** *X* (*pd.DataFrame*) – Features.

**Returns** Probability estimates.

**Return type** *pd.Series*

**Raises** **MethodPropertyNotFoundError** – If estimator does not have a `predict_proba` method or a `component_obj` that implements `predict_proba`.

**save**(*self*, *file\_path*, *pickle\_protocol*=*cloudpickle.DEFAULT\_PROTOCOL*)

Saves component at file path.

**Parameters**

- **file\_path** (*str*) – Location to save file.
- **pickle\_protocol** (*int*) – The pickle data stream format.

**update\_parameters**(*self*, *update\_dict*, *reset\_fit*=*True*)

Updates the parameter dictionary of the component.

**Parameters**

- **update\_dict** (*dict*) – A dict of parameters to update.
- **reset\_fit** (*bool*, *optional*) – If *True*, will set `_is_fitted` to *False*.

```
class evalml.pipelines.components.estimators.regressors.RandomForestRegressor(n_estimators:  
    int = 100,  
    max_depth:  
    int = 6,  
    n_jobs: int = -  
    1,  
    random_seed:  
    Union[int,  
    float] = 0,  
    **kwargs)
```

Random Forest Regressor.

**Parameters**

- **n\_estimators** (*float*) – The number of trees in the forest. Defaults to 100.
- **max\_depth** (*int*) – Maximum tree depth for base learners. Defaults to 6.
- **n\_jobs** (*int* or *None*) – Number of jobs to run in parallel. -1 uses all processes. Defaults to -1.
- **random\_seed** (*int*) – Seed for the random number generator. Defaults to 0.

**Attributes**



<b>hyper-parameter_ranges</b>	{ "n_estimators": Integer(10, 1000), "max_depth": Integer(1, 32), }
<b>is_multiseries</b>	False
<b>model_family</b>	ModelFamily.RANDOM_FOREST
<b>modifies_features</b>	True
<b>modifies_target</b>	False
<b>name</b>	Random Forest Regressor
<b>supported_problem_types</b>	[ ProblemTypes.REGRESSION, ProblemTypes.TIME_SERIES_REGRESSION, ]
<b>training_only</b>	False

## Methods

<i>clone</i>	Constructs a new component with the same parameters and random state.
<i>default_parameters</i>	Returns the default parameters for this component.
<i>describe</i>	Describe a component and its parameters.
<i>feature_importance</i>	Returns importance associated with each feature.
<i>fit</i>	Fits estimator to data.
<i>get_prediction_intervals</i>	Find the prediction intervals using the fitted RandomForestRegressor.
<i>load</i>	Loads component at file path.
<i>needs_fitting</i>	Returns boolean determining if component needs fitting before calling predict, predict_proba, transform, or feature_importances.
<i>parameters</i>	Returns the parameters which were used to initialize the component.
<i>predict</i>	Make predictions using selected features.
<i>predict_proba</i>	Make probability estimates for labels.
<i>save</i>	Saves component at file path.
<i>update_parameters</i>	Updates the parameter dictionary of the component.

### **clone**(*self*)

Constructs a new component with the same parameters and random state.

**Returns** A new instance of this component with identical parameters and random state.

### **default\_parameters**(*cls*)

Returns the default parameters for this component.

Our convention is that `Component.default_parameters == Component().parameters`.

**Returns** Default parameters for this component.

**Return type** dict

### **describe**(*self*, *print\_name=False*, *return\_dict=False*)

Describe a component and its parameters.

**Parameters**

- **print\_name** (*bool*, *optional*) – whether to print name of component
- **return\_dict** (*bool*, *optional*) – whether to return description as dictionary in the format {"name": name, "parameters": parameters}

**Returns** Returns dictionary if return\_dict is True, else None.

**Return type** None or dict

**property feature\_importance**(*self*) → pandas.Series

Returns importance associated with each feature.

**Returns** Importance associated with each feature.

**Return type** np.ndarray

**Raises MethodPropertyNotFoundError** – If estimator does not have a feature\_importance method or a component\_obj that implements feature\_importance.

**fit**(*self*, *X*: pandas.DataFrame, *y*: Optional[pandas.Series] = None)

Fits estimator to data.

**Parameters**

- **X** (*pd.DataFrame*) – The input training data of shape [n\_samples, n\_features].
- **y** (*pd.Series*, *optional*) – The target training data of length [n\_samples].

**Returns** self

**get\_prediction\_intervals**(*self*, *X*: pandas.DataFrame, *y*: Optional[pandas.Series] = None, *coverage*: List[float] = None, *predictions*: pandas.Series = None) → Dict[str, pandas.Series]

Find the prediction intervals using the fitted RandomForestRegressor.

**Parameters**

- **X** (*pd.DataFrame*) – Data of shape [n\_samples, n\_features].
- **y** (*pd.Series*) – Target data. Optional.
- **coverage** (*list[float]*) – A list of floats between the values 0 and 1 that the upper and lower bounds of the prediction interval should be calculated for.
- **predictions** (*pd.Series*) – Optional list of predictions to use. If None, will generate predictions using X.

**Returns** Prediction intervals, keys are in the format {coverage}\_lower or {coverage}\_upper.

**Return type** dict

**static load**(*file\_path*)

Loads component at file path.

**Parameters** **file\_path** (*str*) – Location to load file.

**Returns** ComponentBase object

**needs\_fitting**(*self*)

Returns boolean determining if component needs fitting before calling predict, predict\_proba, transform, or feature\_importances.

This can be overridden to False for components that do not need to be fit or whose fit methods do nothing.

**Returns** True.



- **random\_seed** (*int*) – Seed for the random number generator. Defaults to 0.

#### Attributes

<b>hyper-parameter_ranges</b>	{ "C": Real(0, 10), "kernel": ["poly", "rbf", "sigmoid"], "gamma": ["scale", "auto"], }
<b>is_multiseries</b>	False
<b>model_family</b>	ModelFamily.SVM
<b>modifies_features</b>	True
<b>modifies_target</b>	False
<b>name</b>	SVM Regressor
<b>supported_problem_types</b>	[ ProblemTypes.REGRESSION, ProblemTypes.TIME_SERIES_REGRESSION, ]
<b>training_only</b>	False

#### Methods

<i>clone</i>	Constructs a new component with the same parameters and random state.
<i>default_parameters</i>	Returns the default parameters for this component.
<i>describe</i>	Describe a component and its parameters.
<i>feature_importance</i>	Feature importance of fitted SVM regressor.
<i>fit</i>	Fits estimator to data.
<i>get_prediction_intervals</i>	Find the prediction intervals using the fitted regressor.
<i>load</i>	Loads component at file path.
<i>needs_fitting</i>	Returns boolean determining if component needs fitting before calling predict, predict_proba, transform, or feature_importances.
<i>parameters</i>	Returns the parameters which were used to initialize the component.
<i>predict</i>	Make predictions using selected features.
<i>predict_proba</i>	Make probability estimates for labels.
<i>save</i>	Saves component at file path.
<i>update_parameters</i>	Updates the parameter dictionary of the component.

#### **clone**(*self*)

Constructs a new component with the same parameters and random state.

**Returns** A new instance of this component with identical parameters and random state.

#### **default\_parameters**(*cls*)

Returns the default parameters for this component.

Our convention is that `Component.default_parameters == Component().parameters`.

**Returns** Default parameters for this component.

**Return type** dict

**describe**(*self*, *print\_name=False*, *return\_dict=False*)

Describe a component and its parameters.

**Parameters**

- **print\_name** (*bool*, *optional*) – whether to print name of component
- **return\_dict** (*bool*, *optional*) – whether to return description as dictionary in the format {"name": name, "parameters": parameters}

**Returns** Returns dictionary if return\_dict is True, else None.

**Return type** None or dict

**property feature\_importance**(*self*)

Feature importance of fitted SVM regresor.

Only works with linear kernels. If the kernel isn't linear, we return a numpy array of zeros.

**Returns** The feature importance of the fitted SVM regressor, or an array of zeroes if the kernel is not linear.

**fit**(*self*, *X: pandas.DataFrame*, *y: Optional[pandas.Series] = None*)

Fits estimator to data.

**Parameters**

- **X** (*pd.DataFrame*) – The input training data of shape [n\_samples, n\_features].
- **y** (*pd.Series*, *optional*) – The target training data of length [n\_samples].

**Returns** self

**get\_prediction\_intervals**(*self*, *X: pandas.DataFrame*, *y: Optional[pandas.Series] = None*, *coverage: List[float] = None*, *predictions: pandas.Series = None*) → Dict[str, pandas.Series]

Find the prediction intervals using the fitted regressor.

This function takes the predictions of the fitted estimator and calculates the rolling standard deviation across all predictions using a window size of 5. The lower and upper predictions are determined by taking the percent point (quantile) function of the lower tail probability at each bound multiplied by the rolling standard deviation.

**Parameters**

- **X** (*pd.DataFrame*) – Data of shape [n\_samples, n\_features].
- **y** (*pd.Series*) – Target data. Ignored.
- **coverage** (*list[float]*) – A list of floats between the values 0 and 1 that the upper and lower bounds of the prediction interval should be calculated for.
- **predictions** (*pd.Series*) – Optional list of predictions to use. If None, will generate predictions using X.

**Returns** Prediction intervals, keys are in the format {coverage}\_lower or {coverage}\_upper.

**Return type** dict

**Raises** **MethodPropertyNotFoundError** – If the estimator does not support Time Series Regression as a problem type.

**static load**(*file\_path*)

Loads component at file path.

**Parameters** **file\_path** (*str*) – Location to load file.

**Returns** ComponentBase object

**needs\_fitting**(*self*)

Returns boolean determining if component needs fitting before calling predict, predict\_proba, transform, or feature\_importances.

This can be overridden to False for components that do not need to be fit or whose fit methods do nothing.

**Returns** True.

**property parameters**(*self*)

Returns the parameters which were used to initialize the component.

**predict**(*self*, *X*: *pandas.DataFrame*) → *pandas.Series*

Make predictions using selected features.

**Parameters** **X** (*pd.DataFrame*) – Data of shape [n\_samples, n\_features].

**Returns** Predicted values.

**Return type** *pd.Series*

**Raises** **MethodPropertyNotFoundError** – If estimator does not have a predict method or a component\_obj that implements predict.

**predict\_proba**(*self*, *X*: *pandas.DataFrame*) → *pandas.Series*

Make probability estimates for labels.

**Parameters** **X** (*pd.DataFrame*) – Features.

**Returns** Probability estimates.

**Return type** *pd.Series*

**Raises** **MethodPropertyNotFoundError** – If estimator does not have a predict\_proba method or a component\_obj that implements predict\_proba.

**save**(*self*, *file\_path*, *pickle\_protocol*=*cloudpickle.DEFAULT\_PROTOCOL*)

Saves component at file path.

**Parameters**

- **file\_path** (*str*) – Location to save file.
- **pickle\_protocol** (*int*) – The pickle data stream format.

**update\_parameters**(*self*, *update\_dict*, *reset\_fit*=*True*)

Updates the parameter dictionary of the component.

**Parameters**

- **update\_dict** (*dict*) – A dict of parameters to update.
- **reset\_fit** (*bool*, *optional*) – If True, will set *\_is\_fitted* to False.

```
class evalml.pipelines.components.estimators.regressors.TimeSeriesBaselineEstimator(gap=1,
                                                                                    fore-
                                                                                    cast_horizon=1,
                                                                                    ran-
                                                                                    dom_seed=0,
                                                                                    **kwargs)
```

Time series estimator that predicts using the naive forecasting approach.

This is useful as a simple baseline estimator for time series problems.

#### Parameters

- **gap** (*int*) – Gap between prediction date and target date and must be a positive integer. If gap is 0, target date will be shifted ahead by 1 time period. Defaults to 1.
- **forecast\_horizon** (*int*) – Number of time steps the model is expected to predict.
- **random\_seed** (*int*) – Seed for the random number generator. Defaults to 0.

#### Attributes

<b>hyper-parameter_ranges</b>	{}
<b>is_multiseries</b>	False
<b>model_family</b>	ModelFamily.BASELINE
<b>modifies_features</b>	True
<b>modifies_target</b>	False
<b>name</b>	Time Series Baseline Estimator
<b>supported_problem_types</b>	[ ProblemTypes.TIME_SERIES_REGRESSION, ProblemTypes.TIME_SERIES_BINARY, ProblemTypes.TIME_SERIES_MULTICLASS,]
<b>training_only</b>	False

#### Methods

<i>clone</i>	Constructs a new component with the same parameters and random state.
<i>default_parameters</i>	Returns the default parameters for this component.
<i>describe</i>	Describe a component and its parameters.
<i>feature_importance</i>	Returns importance associated with each feature.
<i>fit</i>	Fits time series baseline estimator to data.
<i>get_prediction_intervals</i>	Find the prediction intervals using the fitted regressor.
<i>load</i>	Loads component at file path.
<i>needs_fitting</i>	Returns boolean determining if component needs fitting before calling predict, predict_proba, transform, or feature_importances.
<i>parameters</i>	Returns the parameters which were used to initialize the component.
<i>predict</i>	Make predictions using fitted time series baseline estimator.
<i>predict_proba</i>	Make prediction probabilities using fitted time series baseline estimator.
<i>save</i>	Saves component at file path.
<i>update_parameters</i>	Updates the parameter dictionary of the component.

**clone**(*self*)

Constructs a new component with the same parameters and random state.

**Returns** A new instance of this component with identical parameters and random state.

**default\_parameters**(*cls*)

Returns the default parameters for this component.

Our convention is that `Component.default_parameters == Component().parameters`.

**Returns** Default parameters for this component.

**Return type** dict

**describe**(*self*, *print\_name=False*, *return\_dict=False*)

Describe a component and its parameters.

**Parameters**

- **print\_name** (*bool*, *optional*) – whether to print name of component
- **return\_dict** (*bool*, *optional*) – whether to return description as dictionary in the format {"name": name, "parameters": parameters}

**Returns** Returns dictionary if `return_dict` is `True`, else `None`.

**Return type** None or dict

**property feature\_importance**(*self*)

Returns importance associated with each feature.

Since baseline estimators do not use input features to calculate predictions, returns an array of zeroes.

**Returns** An array of zeroes.

**Return type** np.ndarray (float)

**fit**(*self*, *X*, *y=None*)

Fits time series baseline estimator to data.

**Parameters**

- **X** (*pd.DataFrame*) – The input training data of shape `[n_samples, n_features]`.
- **y** (*pd.Series*) – The target training data of length `[n_samples]`.

**Returns** self

**Raises** **ValueError** – If input `y` is `None`.

**get\_prediction\_intervals**(*self*, *X: pandas.DataFrame*, *y: Optional[pandas.Series] = None*, *coverage: List[float] = None*, *predictions: pandas.Series = None*) → Dict[str, pandas.Series]

Find the prediction intervals using the fitted regressor.

This function takes the predictions of the fitted estimator and calculates the rolling standard deviation across all predictions using a window size of 5. The lower and upper predictions are determined by taking the percent point (quantile) function of the lower tail probability at each bound multiplied by the rolling standard deviation.

**Parameters**

- **X** (*pd.DataFrame*) – Data of shape `[n_samples, n_features]`.
- **y** (*pd.Series*) – Target data. Ignored.



- **coverage** (*list[float]*) – A list of floats between the values 0 and 1 that the upper and lower bounds of the prediction interval should be calculated for.
- **predictions** (*pd.Series*) – Optional list of predictions to use. If None, will generate predictions using *X*.

**Returns** Prediction intervals, keys are in the format {coverage}\_lower or {coverage}\_upper.

**Return type** dict

**Raises** **MethodPropertyNotFoundError** – If the estimator does not support Time Series Regression as a problem type.

**static load**(*file\_path*)

Loads component at file path.

**Parameters** **file\_path** (*str*) – Location to load file.

**Returns** ComponentBase object

**needs\_fitting**(*self*)

Returns boolean determining if component needs fitting before calling predict, predict\_proba, transform, or feature\_importances.

This can be overridden to False for components that do not need to be fit or whose fit methods do nothing.

**Returns** True.

**property parameters**(*self*)

Returns the parameters which were used to initialize the component.

**predict**(*self, X*)

Make predictions using fitted time series baseline estimator.

**Parameters** **X** (*pd.DataFrame*) – Data of shape [n\_samples, n\_features].

**Returns** Predicted values.

**Return type** pd.Series

**Raises** **ValueError** – If input y is None.

**predict\_proba**(*self, X*)

Make prediction probabilities using fitted time series baseline estimator.

**Parameters** **X** (*pd.DataFrame*) – Data of shape [n\_samples, n\_features].

**Returns** Predicted probability values.

**Return type** pd.DataFrame

**Raises** **ValueError** – If input y is None.

**save**(*self, file\_path, pickle\_protocol=cloudpickle.DEFAULT\_PROTOCOL*)

Saves component at file path.

**Parameters**

- **file\_path** (*str*) – Location to save file.
- **pickle\_protocol** (*int*) – The pickle data stream format.

**update\_parameters**(*self*, *update\_dict*, *reset\_fit=True*)

Updates the parameter dictionary of the component.

#### Parameters

- **update\_dict** (*dict*) – A dict of parameters to update.
- **reset\_fit** (*bool*, *optional*) – If True, will set *\_is\_fitted* to False.

```
class evalml.pipelines.components.estimators.regressors.VARMAXRegressor(time_index:  
                                                                    Optional[Hashable] =  
                                                                    None, p: int = 1, q: int  
                                                                    = 0, trend:  
                                                                    Optional[str] = 'c',  
                                                                    random_seed:  
                                                                    Union[int, float] = 0,  
                                                                    maxiter: int = 10,  
                                                                    use_covariates: bool  
                                                                    = True, **kwargs)
```

Vector Autoregressive Moving Average with eXogenous regressors model. The two parameters (*p*, *q*) are the AR order and the MA order. More information here: <https://www.statsmodels.org/stable/generated/statsmodels.tsa.statespace.varmax.VARMAX.html>.

Currently VARMAXRegressor isn't supported via conda install. It's recommended that it be installed via PyPI.

#### Parameters

- **time\_index** (*str*) – Specifies the name of the column in *X* that provides the datetime objects. Defaults to *None*.
- **p** (*int*) – Maximum Autoregressive order. Defaults to 1.
- **q** (*int*) – Maximum Moving Average order. Defaults to 0.
- **trend** (*str*) – Controls the deterministic trend. Options are ['n', 'c', 't', 'ct'] where 'c' is a constant term, 't' indicates a linear trend, and 'ct' is both. Can also be an iterable when defining a polynomial, such as [1, 1, 0, 1].
- **random\_seed** (*int*) – Seed for the random number generator. Defaults to 0.
- **max\_iter** (*int*) – Maximum number of iterations for solver. Defaults to 10.
- **use\_covariates** (*bool*) – If True, will pass exogenous variables in *fit/predict* methods. If False, forecasts will solely be based off of the datetimes and target values. Defaults to True.

#### Attributes

<b>hyper-parameter_ranges</b>	{ "p": Integer(1, 10), "q": Integer(1, 10), "trend": Categorical(['n', 'c', 't', 'ct']), }
<b>is_multiseries</b>	ModelFamily.VARMAX
<b>model_family</b>	None
<b>modifies_features</b>	True
<b>modifies_target</b>	False
<b>name</b>	VARMAX Regressor
<b>supported_problem_types</b>	[ProblemTypes.TIME_SERIES_REGRESSION]
<b>training_only</b>	False

## Methods

<i>clone</i>	Constructs a new component with the same parameters and random state.
<i>default_parameters</i>	Returns the default parameters for this component.
<i>describe</i>	Describe a component and its parameters.
<i>feature_importance</i>	Returns array of 0's with a length of 1 as feature_importance is not defined for VARMAX regressor.
<i>fit</i>	Fits VARMAX regressor to data.
<i>get_prediction_intervals</i>	Find the prediction intervals using the fitted VARMAXRegressor.
<i>load</i>	Loads component at file path.
<i>needs_fitting</i>	Returns boolean determining if component needs fitting before calling predict, predict_proba, transform, or feature_importances.
<i>parameters</i>	Returns the parameters which were used to initialize the component.
<i>predict</i>	Make predictions using fitted VARMAX regressor.
<i>predict_proba</i>	Make probability estimates for labels.
<i>save</i>	Saves component at file path.
<i>update_parameters</i>	Updates the parameter dictionary of the component.

### **clone**(*self*)

Constructs a new component with the same parameters and random state.

**Returns** A new instance of this component with identical parameters and random state.

### **default\_parameters**(*cls*)

Returns the default parameters for this component.

Our convention is that `Component.default_parameters == Component().parameters`.

**Returns** Default parameters for this component.

**Return type** dict

### **describe**(*self*, *print\_name=False*, *return\_dict=False*)

Describe a component and its parameters.

**Parameters**

- **print\_name** (*bool, optional*) – whether to print name of component
- **return\_dict** (*bool, optional*) – whether to return description as dictionary in the format {"name": name, "parameters": parameters}

**Returns** Returns dictionary if return\_dict is True, else None.

**Return type** None or dict

**property feature\_importance**(*self*) → numpy.ndarray

Returns array of 0's with a length of 1 as feature\_importance is not defined for VARMAX regressor.

**fit**(*self, X: pandas.DataFrame, y: Optional[pandas.DataFrame] = None*)

Fits VARMAX regressor to data.

**Parameters**

- **X** (*pd.DataFrame*) – The input training data of shape [n\_samples, n\_features].
- **y** (*pd.DataFrame*) – The target training data of shape [n\_samples, n\_series\_id\_values].

**Returns** self

**Raises** **ValueError** – If y was not passed in.

**abstract get\_prediction\_intervals**(*self, X: pandas.DataFrame, y: pandas.DataFrame = None, coverage: List[float] = None, predictions: pandas.Series = None*)  
→ Dict[str, pandas.Series]

Find the prediction intervals using the fitted VARMAXRegressor.

**Parameters**

- **X** (*pd.DataFrame*) – Data of shape [n\_samples, n\_features].
- **y** (*pd.DataFrame*) – Target data of shape [n\_samples, n\_series\_id\_values]. Optional.
- **coverage** (*list[float]*) – A list of floats between the values 0 and 1 that the upper and lower bounds of the prediction interval should be calculated for.
- **predictions** (*pd.Series*) – Not used for VARMAX regressor.

**Returns** Prediction intervals, keys are in the format {coverage}\_lower or {coverage}\_upper.

**Return type** dict

**static load**(*file\_path*)

Loads component at file path.

**Parameters** **file\_path** (*str*) – Location to load file.

**Returns** ComponentBase object

**needs\_fitting**(*self*)

Returns boolean determining if component needs fitting before calling predict, predict\_proba, transform, or feature\_importances.

This can be overridden to False for components that do not need to be fit or whose fit methods do nothing.

**Returns** True.

**property parameters**(*self*)

Returns the parameters which were used to initialize the component.

**predict**(*self*, *X*: *pandas.DataFrame*, *y*: *Optional[pandas.DataFrame] = None*) → *pandas.Series*

Make predictions using fitted VARMAX regressor.

**Parameters**

- **X** (*pd.DataFrame*) – Data of shape [n\_samples, n\_features].
- **y** (*pd.DataFrame*) – Target data of shape [n\_samples, n\_series\_id\_values].

**Returns** Predicted values.

**Return type** *pd.Series*

**Raises** **ValueError** – If *X* was passed to *fit* but not passed in *predict*.

**predict\_proba**(*self*, *X*: *pandas.DataFrame*) → *pandas.Series*

Make probability estimates for labels.

**Parameters** **X** (*pd.DataFrame*) – Features.

**Returns** Probability estimates.

**Return type** *pd.Series*

**Raises** **MethodPropertyNotFoundError** – If estimator does not have a *predict\_proba* method or a *component\_obj* that implements *predict\_proba*.

**save**(*self*, *file\_path*, *pickle\_protocol=cloudpickle.DEFAULT\_PROTOCOL*)

Saves component at file path.

**Parameters**

- **file\_path** (*str*) – Location to save file.
- **pickle\_protocol** (*int*) – The pickle data stream format.

**update\_parameters**(*self*, *update\_dict*, *reset\_fit=True*)

Updates the parameter dictionary of the component.

**Parameters**

- **update\_dict** (*dict*) – A dict of parameters to update.
- **reset\_fit** (*bool*, *optional*) – If True, will set *\_is\_fitted* to False.

```
class evalml.pipelines.components.estimators.regressors.VowpalWabbitRegressor(learning_rate=0.5,
                                                                              decay_learning_rate=1.0,
                                                                              power_t=0.5,
                                                                              passes=1, random_seed=0,
                                                                              **kwargs)
```

Vowpal Wabbit Regressor.

**Parameters**

- **learning\_rate** (*float*) – Boosting learning rate. Defaults to 0.5.
- **decay\_learning\_rate** (*float*) – Decay factor for learning\_rate. Defaults to 1.0.
- **power\_t** (*float*) – Power on learning rate decay. Defaults to 0.5.
- **passes** (*int*) – Number of training passes. Defaults to 1.
- **random\_seed** (*int*) – Seed for the random number generator. Defaults to 0.

### Attributes

<b>hyper-parameter_ranges</b>	None
<b>is_multiseries</b>	False
<b>model_family</b>	ModelFamily.VOWPAL_WABBIT
<b>modifies_features</b>	True
<b>modifies_target</b>	False
<b>name</b>	Vowpal Wabbit Regressor
<b>supported_problem_types</b>	[ ProblemTypes.REGRESSION, ProblemTypes.TIME_SERIES_REGRESSION,]
<b>training_only</b>	False

### Methods

<i>clone</i>	Constructs a new component with the same parameters and random state.
<i>default_parameters</i>	Returns the default parameters for this component.
<i>describe</i>	Describe a component and its parameters.
<i>feature_importance</i>	Feature importance for Vowpal Wabbit regressor.
<i>fit</i>	Fits estimator to data.
<i>get_prediction_intervals</i>	Find the prediction intervals using the fitted regressor.
<i>load</i>	Loads component at file path.
<i>needs_fitting</i>	Returns boolean determining if component needs fitting before calling predict, predict_proba, transform, or feature_importances.
<i>parameters</i>	Returns the parameters which were used to initialize the component.
<i>predict</i>	Make predictions using selected features.
<i>predict_proba</i>	Make probability estimates for labels.
<i>save</i>	Saves component at file path.
<i>update_parameters</i>	Updates the parameter dictionary of the component.

#### **clone**(*self*)

Constructs a new component with the same parameters and random state.

**Returns** A new instance of this component with identical parameters and random state.

#### **default\_parameters**(*cls*)

Returns the default parameters for this component.

Our convention is that `Component.default_parameters == Component().parameters`.

**Returns** Default parameters for this component.

**Return type** dict

#### **describe**(*self*, *print\_name=False*, *return\_dict=False*)

Describe a component and its parameters.

**Parameters**

- **print\_name** (*bool, optional*) – whether to print name of component
- **return\_dict** (*bool, optional*) – whether to return description as dictionary in the format {"name": name, "parameters": parameters}

**Returns** Returns dictionary if return\_dict is True, else None.

**Return type** None or dict

**property feature\_importance**(*self*)

Feature importance for Vowpal Wabbit regressor.

**fit**(*self, X: pandas.DataFrame, y: Optional[pandas.Series] = None*)

Fits estimator to data.

**Parameters**

- **X** (*pd.DataFrame*) – The input training data of shape [n\_samples, n\_features].
- **y** (*pd.Series, optional*) – The target training data of length [n\_samples].

**Returns** self

**get\_prediction\_intervals**(*self, X: pandas.DataFrame, y: Optional[pandas.Series] = None, coverage: List[float] = None, predictions: pandas.Series = None*) → Dict[str, pandas.Series]

Find the prediction intervals using the fitted regressor.

This function takes the predictions of the fitted estimator and calculates the rolling standard deviation across all predictions using a window size of 5. The lower and upper predictions are determined by taking the percent point (quantile) function of the lower tail probability at each bound multiplied by the rolling standard deviation.

**Parameters**

- **X** (*pd.DataFrame*) – Data of shape [n\_samples, n\_features].
- **y** (*pd.Series*) – Target data. Ignored.
- **coverage** (*list[float]*) – A list of floats between the values 0 and 1 that the upper and lower bounds of the prediction interval should be calculated for.
- **predictions** (*pd.Series*) – Optional list of predictions to use. If None, will generate predictions using X.

**Returns** Prediction intervals, keys are in the format {coverage}\_lower or {coverage}\_upper.

**Return type** dict

**Raises MethodPropertyNotFoundError** – If the estimator does not support Time Series Regression as a problem type.

**static load**(*file\_path*)

Loads component at file path.

**Parameters** **file\_path** (*str*) – Location to load file.

**Returns** ComponentBase object

**needs\_fitting**(*self*)

Returns boolean determining if component needs fitting before calling predict, predict\_proba, transform, or feature\_importances.

This can be overridden to False for components that do not need to be fit or whose fit methods do nothing.

**Returns** True.

**property parameters**(*self*)

Returns the parameters which were used to initialize the component.

**predict**(*self*, *X*: *pandas.DataFrame*) → *pandas.Series*

Make predictions using selected features.

**Parameters** *X* (*pd.DataFrame*) – Data of shape [n\_samples, n\_features].

**Returns** Predicted values.

**Return type** *pd.Series*

**Raises** **MethodPropertyNotFoundError** – If estimator does not have a predict method or a component\_obj that implements predict.

**predict\_proba**(*self*, *X*: *pandas.DataFrame*) → *pandas.Series*

Make probability estimates for labels.

**Parameters** *X* (*pd.DataFrame*) – Features.

**Returns** Probability estimates.

**Return type** *pd.Series*

**Raises** **MethodPropertyNotFoundError** – If estimator does not have a predict\_proba method or a component\_obj that implements predict\_proba.

**save**(*self*, *file\_path*, *pickle\_protocol*=*cloudpickle.DEFAULT\_PROTOCOL*)

Saves component at file path.

**Parameters**

- **file\_path** (*str*) – Location to save file.
- **pickle\_protocol** (*int*) – The pickle data stream format.

**update\_parameters**(*self*, *update\_dict*, *reset\_fit*=*True*)

Updates the parameter dictionary of the component.

**Parameters**

- **update\_dict** (*dict*) – A dict of parameters to update.
- **reset\_fit** (*bool*, *optional*) – If True, will set *\_is\_fitted* to False.

```
class evalml.pipelines.components.estimators.regressors.XGBoostRegressor(eta: float = 0.1,  
                                                                    max_depth: int = 6,  
                                                                    min_child_weight:  
                                                                    int = 1,  
                                                                    n_estimators: int =  
                                                                    100, random_seed:  
                                                                    Union[int, float] = 0,  
                                                                    n_jobs: int = 12,  
                                                                    **kwargs)
```

XGBoost Regressor.



### Parameters

- **eta** (*float*) – Boosting learning rate. Defaults to 0.1.
- **max\_depth** (*int*) – Maximum tree depth for base learners. Defaults to 6.
- **min\_child\_weight** (*float*) – Minimum sum of instance weight (hessian) needed in a child. Defaults to 1.0
- **n\_estimators** (*int*) – Number of gradient boosted trees. Equivalent to number of boosting rounds. Defaults to 100.
- **random\_seed** (*int*) – Seed for the random number generator. Defaults to 0.
- **n\_jobs** (*int*) – Number of parallel threads used to run xgboost. Note that creating thread contention will significantly slow down the algorithm. Defaults to 12.

### Attributes

<b>hyper-parameter_ranges</b>	{ "eta": Real(0.000001, 1), "max_depth": Integer(1, 20), "min_child_weight": Real(1, 10), "n_estimators": Integer(1, 1000), }
<b>is_multiseries</b>	False
<b>model_family</b>	ModelFamily.XGBOOST
<b>modifies_features</b>	True
<b>modifies_target</b>	False
<b>name</b>	XGBoost Regressor
<b>SEED_MAX</b>	None
<b>SEED_MIN</b>	None
<b>supported_problem_types</b>	[ ProblemTypes.REGRESSION, ProblemTypes.TIME_SERIES_REGRESSION, ]
<b>training_only</b>	False

### Methods

<i>clone</i>	Constructs a new component with the same parameters and random state.
<i>default_parameters</i>	Returns the default parameters for this component.
<i>describe</i>	Describe a component and its parameters.
<i>feature_importance</i>	Feature importance of fitted XGBoost regressor.
<i>fit</i>	Fits XGBoost regressor component to data.
<i>get_prediction_intervals</i>	Find the prediction intervals using the fitted XGBoostRegressor.
<i>load</i>	Loads component at file path.
<i>needs_fitting</i>	Returns boolean determining if component needs fitting before calling predict, predict_proba, transform, or feature_importances.
<i>parameters</i>	Returns the parameters which were used to initialize the component.
<i>predict</i>	Make predictions using fitted XGBoost regressor.
<i>predict_proba</i>	Make probability estimates for labels.
<i>save</i>	Saves component at file path.
<i>update_parameters</i>	Updates the parameter dictionary of the component.

**clone**(*self*)

Constructs a new component with the same parameters and random state.

**Returns** A new instance of this component with identical parameters and random state.

**default\_parameters**(*cls*)

Returns the default parameters for this component.

Our convention is that `Component.default_parameters == Component().parameters`.

**Returns** Default parameters for this component.

**Return type** dict

**describe**(*self*, *print\_name=False*, *return\_dict=False*)

Describe a component and its parameters.

**Parameters**

- **print\_name** (*bool*, *optional*) – whether to print name of component
- **return\_dict** (*bool*, *optional*) – whether to return description as dictionary in the format {"name": name, "parameters": parameters}

**Returns** Returns dictionary if `return_dict` is `True`, else `None`.

**Return type** None or dict

**property feature\_importance**(*self*) → pandas.Series

Feature importance of fitted XGBoost regressor.

**fit**(*self*, *X*: pandas.DataFrame, *y*: Optional[pandas.Series] = None)

Fits XGBoost regressor component to data.

**Parameters**

- **X** (*pd.DataFrame*) – The input training data of shape [n\_samples, n\_features].
- **y** (*pd.Series*, *optional*) – The target training data of length [n\_samples].

**Returns** self

**get\_prediction\_intervals**(*self*, *X*: pandas.DataFrame, *y*: Optional[pandas.Series] = None, *coverage*: List[float] = None, *predictions*: pandas.Series = None) → Dict[str, pandas.Series]

Find the prediction intervals using the fitted XGBoostRegressor.

**Parameters**

- **X** (*pd.DataFrame*) – Data of shape [n\_samples, n\_features].
- **y** (*pd.Series*) – Target data. Ignored.
- **coverage** (*List[float]*) – A list of floats between the values 0 and 1 that the upper and lower bounds of the prediction interval should be calculated for.
- **predictions** (*pd.Series*) – Optional list of predictions to use. If `None`, will generate predictions using `X`.

**Returns** Prediction intervals, keys are in the format {coverage}\_lower or {coverage}\_upper.

**Return type** dict

**static load**(*file\_path*)

Loads component at file path.

**Parameters** **file\_path** (*str*) – Location to load file.

**Returns** ComponentBase object

**needs\_fitting**(*self*)

Returns boolean determining if component needs fitting before calling predict, predict\_proba, transform, or feature\_importances.

This can be overridden to False for components that do not need to be fit or whose fit methods do nothing.

**Returns** True.

**property parameters**(*self*)

Returns the parameters which were used to initialize the component.

**predict**(*self*, *X*: *pandas.DataFrame*) → *pandas.Series*

Make predictions using fitted XGBoost regressor.

**Parameters** **X** (*pd.DataFrame*) – Data of shape [n\_samples, n\_features].

**Returns** Predicted values.

**Return type** *pd.Series*

**predict\_proba**(*self*, *X*: *pandas.DataFrame*) → *pandas.Series*

Make probability estimates for labels.

**Parameters** **X** (*pd.DataFrame*) – Features.

**Returns** Probability estimates.

**Return type** *pd.Series*

**Raises** **MethodPropertyNotFoundError** – If estimator does not have a predict\_proba method or a component\_obj that implements predict\_proba.

**save**(*self*, *file\_path*, *pickle\_protocol*=*cloudpickle.DEFAULT\_PROTOCOL*)

Saves component at file path.

**Parameters**

- **file\_path** (*str*) – Location to save file.
- **pickle\_protocol** (*int*) – The pickle data stream format.

**update\_parameters**(*self*, *update\_dict*, *reset\_fit*=*True*)

Updates the parameter dictionary of the component.

**Parameters**

- **update\_dict** (*dict*) – A dict of parameters to update.
- **reset\_fit** (*bool*, *optional*) – If True, will set *\_is\_fitted* to False.

## Submodules

### estimator

A component that fits and predicts given data.

## Module Contents

### Classes Summary

---

<i>Estimator</i>	A component that fits and predicts given data.
------------------	--

---

## Contents

```
class evalml.pipelines.components.estimators.estimator.Estimator(parameters: dict = None,
                                                                component_obj:
                                                                Type[evalml.pipelines.components.ComponentBase]
                                                                = None, random_seed:
                                                                Union[int, float] = 0,
                                                                **kwargs)
```

A component that fits and predicts given data.

To implement a new Estimator, define your own class which is a subclass of Estimator, including a name and a list of acceptable ranges for any parameters to be tuned during the automl search (hyperparameters). Define an `__init__` method which sets up any necessary state and objects. Make sure your `__init__` only uses standard keyword arguments and calls `super().__init__()` with a parameters dict. You may also override the `fit`, `transform`, `fit_transform` and other methods in this class if appropriate.

To see some examples, check out the definitions of any Estimator component subclass.

### Parameters

- **parameters** (*dict*) – Dictionary of parameters for the component. Defaults to None.
- **component\_obj** (*obj*) – Third-party objects useful in component implementation. Defaults to None.
- **random\_seed** (*int*) – Seed for the random number generator. Defaults to 0.

### Attributes

<b>is_multiseries</b>	False
<b>model_family</b>	ModelFamily.NONE
<b>modifies_features</b>	True
<b>modifies_target</b>	False
<b>training_only</b>	False

### Methods

<code>clone</code>	Constructs a new component with the same parameters and random state.
<code>default_parameters</code>	Returns the default parameters for this component.
<code>describe</code>	Describe a component and its parameters.
<code>feature_importance</code>	Returns importance associated with each feature.
<code>fit</code>	Fits estimator to data.
<code>get_prediction_intervals</code>	Find the prediction intervals using the fitted regressor.
<code>load</code>	Loads component at file path.
<code>model_family</code>	ModelFamily.NONE
<code>name</code>	Returns string name of this component.
<code>needs_fitting</code>	Returns boolean determining if component needs fitting before calling predict, predict_proba, transform, or feature_importances.
<code>parameters</code>	Returns the parameters which were used to initialize the component.
<code>predict</code>	Make predictions using selected features.
<code>predict_proba</code>	Make probability estimates for labels.
<code>save</code>	Saves component at file path.
<code>supported_problem_types</code>	Problem types this estimator supports.
<code>update_parameters</code>	Updates the parameter dictionary of the component.

**clone(self)**

Constructs a new component with the same parameters and random state.

**Returns** A new instance of this component with identical parameters and random state.

**default\_parameters(cls)**

Returns the default parameters for this component.

Our convention is that `Component.default_parameters == Component().parameters`.

**Returns** Default parameters for this component.

**Return type** dict

**describe(self, print\_name=False, return\_dict=False)**

Describe a component and its parameters.

**Parameters**

- **print\_name** (*bool, optional*) – whether to print name of component
- **return\_dict** (*bool, optional*) – whether to return description as dictionary in the format {"name": name, "parameters": parameters}

**Returns** Returns dictionary if return\_dict is True, else None.

**Return type** None or dict

**property feature\_importance(self) → pandas.Series**

Returns importance associated with each feature.

**Returns** Importance associated with each feature.

**Return type** np.ndarray

**Raises** **MethodPropertyNotFoundError** – If estimator does not have a feature\_importance method or a component\_obj that implements feature\_importance.

**fit**(*self*, *X*: *pandas.DataFrame*, *y*: *Optional[pandas.Series]* = *None*)

Fits estimator to data.

**Parameters**

- **X** (*pd.DataFrame*) – The input training data of shape [n\_samples, n\_features].
- **y** (*pd.Series*, *optional*) – The target training data of length [n\_samples].

**Returns** *self*

**get\_prediction\_intervals**(*self*, *X*: *pandas.DataFrame*, *y*: *Optional[pandas.Series]* = *None*, *coverage*: *List[float]* = *None*, *predictions*: *pandas.Series* = *None*) → *Dict[str, pandas.Series]*

Find the prediction intervals using the fitted regressor.

This function takes the predictions of the fitted estimator and calculates the rolling standard deviation across all predictions using a window size of 5. The lower and upper predictions are determined by taking the percent point (quantile) function of the lower tail probability at each bound multiplied by the rolling standard deviation.

**Parameters**

- **X** (*pd.DataFrame*) – Data of shape [n\_samples, n\_features].
- **y** (*pd.Series*) – Target data. Ignored.
- **coverage** (*list[float]*) – A list of floats between the values 0 and 1 that the upper and lower bounds of the prediction interval should be calculated for.
- **predictions** (*pd.Series*) – Optional list of predictions to use. If *None*, will generate predictions using *X*.

**Returns** Prediction intervals, keys are in the format {coverage}\_lower or {coverage}\_upper.

**Return type** *dict*

**Raises** **MethodPropertyNotFoundError** – If the estimator does not support Time Series Regression as a problem type.

**static load**(*file\_path*)

Loads component at file path.

**Parameters** **file\_path** (*str*) – Location to load file.

**Returns** *ComponentBase* object

**property model\_family**(*cls*)

Returns *ModelFamily* of this component.

**property name**(*cls*)

Returns string name of this component.

**needs\_fitting**(*self*)

Returns boolean determining if component needs fitting before calling *predict*, *predict\_proba*, *transform*, or *feature\_importances*.

This can be overridden to *False* for components that do not need to be fit or whose fit methods do nothing.

**Returns** *True*.

**property parameters**(*self*)

Returns the parameters which were used to initialize the component.

**predict**(*self*, *X*: *pandas.DataFrame*) → *pandas.Series*

Make predictions using selected features.

**Parameters** *X* (*pd.DataFrame*) – Data of shape [n\_samples, n\_features].

**Returns** Predicted values.

**Return type** *pd.Series*

**Raises** **MethodPropertyNotFoundError** – If estimator does not have a predict method or a component\_obj that implements predict.

**predict\_proba**(*self*, *X*: *pandas.DataFrame*) → *pandas.Series*

Make probability estimates for labels.

**Parameters** *X* (*pd.DataFrame*) – Features.

**Returns** Probability estimates.

**Return type** *pd.Series*

**Raises** **MethodPropertyNotFoundError** – If estimator does not have a predict\_proba method or a component\_obj that implements predict\_proba.

**save**(*self*, *file\_path*, *pickle\_protocol*=*cloudpickle.DEFAULT\_PROTOCOL*)

Saves component at file path.

**Parameters**

- **file\_path** (*str*) – Location to save file.
- **pickle\_protocol** (*int*) – The pickle data stream format.

**property supported\_problem\_types**(*cls*)

Problem types this estimator supports.

**update\_parameters**(*self*, *update\_dict*, *reset\_fit*=*True*)

Updates the parameter dictionary of the component.

**Parameters**

- **update\_dict** (*dict*) – A dict of parameters to update.
- **reset\_fit** (*bool*, *optional*) – If True, will set *\_is\_fitted* to False.

## Package Contents

## Classes Summary

<i>ARIMAREgressor</i>	Autoregressive Integrated Moving Average Model. The three parameters (p, d, q) are the AR order, the degree of differencing, and the MA order. More information here: <a href="https://www.statsmodels.org/devel/generated/statsmodels.tsa.arima.model.ARIMA.html">https://www.statsmodels.org/devel/generated/statsmodels.tsa.arima.model.ARIMA.html</a> .
<i>BaselineClassifier</i>	Classifier that predicts using the specified strategy.
<i>BaselineRegressor</i>	Baseline regressor that uses a simple strategy to make predictions. This is useful as a simple baseline regressor to compare with other regressors.

continues on next page

Table 6 – continued from previous page

<i>CatBoostClassifier</i>	CatBoost Classifier, a classifier that uses gradient-boosting on decision trees. CatBoost is an open-source library and natively supports categorical features.
<i>CatBoostRegressor</i>	CatBoost Regressor, a regressor that uses gradient-boosting on decision trees. CatBoost is an open-source library and natively supports categorical features.
<i>DecisionTreeClassifier</i>	Decision Tree Classifier.
<i>DecisionTreeRegressor</i>	Decision Tree Regressor.
<i>ElasticNetClassifier</i>	Elastic Net Classifier. Uses Logistic Regression with elasticnet penalty as the base estimator.
<i>ElasticNetRegressor</i>	Elastic Net Regressor.
<i>Estimator</i>	A component that fits and predicts given data.
<i>ExponentialSmoothingRegressor</i>	Holt-Winters Exponential Smoothing Forecaster.
<i>ExtraTreesClassifier</i>	Extra Trees Classifier.
<i>ExtraTreesRegressor</i>	Extra Trees Regressor.
<i>KNeighborsClassifier</i>	K-Nearest Neighbors Classifier.
<i>LightGBMClassifier</i>	LightGBM Classifier.
<i>LightGBMRegressor</i>	LightGBM Regressor.
<i>LinearRegressor</i>	Linear Regressor.
<i>LogisticRegressionClassifier</i>	Logistic Regression Classifier.
<i>MultiseriesTimeSeriesBaselineRegressor</i>	Multiseries time series regressor that predicts using the naive forecasting approach.
<i>ProphetRegressor</i>	Prophet is a procedure for forecasting time series data based on an additive model where non-linear trends are fit with yearly, weekly, and daily seasonality, plus holiday effects. It works best with time series that have strong seasonal effects and several seasons of historical data. Prophet is robust to missing data and shifts in the trend, and typically handles outliers well.
<i>RandomForestClassifier</i>	Random Forest Classifier.
<i>RandomForestRegressor</i>	Random Forest Regressor.
<i>SVMClassifier</i>	Support Vector Machine Classifier.
<i>SVMRegressor</i>	Support Vector Machine Regressor.
<i>TimeSeriesBaselineEstimator</i>	Time series estimator that predicts using the naive forecasting approach.
<i>VARMAXRegressor</i>	Vector Autoregressive Moving Average with eXogenous regressors model. The two parameters (p, q) are the AR order and the MA order. More information here: <a href="https://www.statsmodels.org/stable/generated/statsmodels.tsa.statespace.varmax.VARMAX.html">https://www.statsmodels.org/stable/generated/statsmodels.tsa.statespace.varmax.VARMAX.html</a> .
<i>VowpalWabbitBinaryClassifier</i>	Vowpal Wabbit Binary Classifier.
<i>VowpalWabbitMulticlassClassifier</i>	Vowpal Wabbit Multiclass Classifier.
<i>VowpalWabbitRegressor</i>	Vowpal Wabbit Regressor.
<i>XGBoostClassifier</i>	XGBoost Classifier.
<i>XGBoostRegressor</i>	XGBoost Regressor.



## Contents

```
class evalml.pipelines.components.estimators.ARIMAREgressor(time_index: Optional[Hashable] =
    None, trend: Optional[str] = None,
    start_p: int = 2, d: int = 0, start_q:
    int = 2, max_p: int = 5, max_d: int =
    2, max_q: int = 5, seasonal: bool =
    True, sp: int = 1, n_jobs: int = - 1,
    random_seed: Union[int, float] = 0,
    maxiter: int = 10, use_covariates:
    bool = True, **kwargs)
```

Autoregressive Integrated Moving Average Model. The three parameters (p, d, q) are the AR order, the degree of differencing, and the MA order. More information here: <https://www.statsmodels.org/devel/generated/statsmodels.tsa.arima.model.ARIMA.html>.

Currently ARIMAREgressor isn't supported via conda install. It's recommended that it be installed via PyPI.

### Parameters

- **time\_index** (*str*) – Specifies the name of the column in X that provides the datetime objects. Defaults to None.
- **trend** (*str*) – Controls the deterministic trend. Options are ['n', 'c', 't', 'ct'] where 'c' is a constant term, 't' indicates a linear trend, and 'ct' is both. Can also be an iterable when defining a polynomial, such as [1, 1, 0, 1].
- **start\_p** (*int*) – Minimum Autoregressive order. Defaults to 2.
- **d** (*int*) – Minimum Differencing degree. Defaults to 0.
- **start\_q** (*int*) – Minimum Moving Average order. Defaults to 2.
- **max\_p** (*int*) – Maximum Autoregressive order. Defaults to 5.
- **max\_d** (*int*) – Maximum Differencing degree. Defaults to 2.
- **max\_q** (*int*) – Maximum Moving Average order. Defaults to 5.
- **seasonal** (*boolean*) – Whether to fit a seasonal model to ARIMA. Defaults to True.
- **sp** (*int or str*) – Period for seasonal differencing, specifically the number of periods in each season. If “detect”, this model will automatically detect this parameter (given the time series is a standard frequency) and will fall back to 1 (no seasonality) if it cannot be detected. Defaults to 1.
- **n\_jobs** (*int or None*) – Non-negative integer describing level of parallelism used for pipelines. Defaults to -1.
- **random\_seed** (*int*) – Seed for the random number generator. Defaults to 0.

### Attributes

<b>hyper-parameter_ranges</b>	{ "start_p": Integer(1, 3), "d": Integer(0, 2), "start_q": Integer(1, 3), "max_p": Integer(3, 10), "max_d": Integer(2, 5), "max_q": Integer(3, 10), "seasonal": [True, False], }
<b>is_multiseries</b>	False
<b>max_cols</b>	7
<b>max_rows</b>	1000
<b>model_family</b>	ModelFamily.ARIMA
<b>modifies_features</b>	True
<b>modifies_target</b>	False
<b>name</b>	ARIMA Regressor
<b>supported_problem_types</b>	[ProblemTypes.TIME_SERIES_REGRESSION]
<b>training_only</b>	False

## Methods

<i>clone</i>	Constructs a new component with the same parameters and random state.
<i>default_parameters</i>	Returns the default parameters for this component.
<i>describe</i>	Describe a component and its parameters.
<i>feature_importance</i>	Returns array of 0's with a length of 1 as feature_importance is not defined for ARIMA regressor.
<i>fit</i>	Fits ARIMA regressor to data.
<i>get_prediction_intervals</i>	Find the prediction intervals using the fitted ARIMARegressor.
<i>load</i>	Loads component at file path.
<i>needs_fitting</i>	Returns boolean determining if component needs fitting before calling predict, predict_proba, transform, or feature_importances.
<i>parameters</i>	Returns the parameters which were used to initialize the component.
<i>predict</i>	Make predictions using fitted ARIMA regressor.
<i>predict_proba</i>	Make probability estimates for labels.
<i>save</i>	Saves component at file path.
<i>update_parameters</i>	Updates the parameter dictionary of the component.

### **clone**(self)

Constructs a new component with the same parameters and random state.

**Returns** A new instance of this component with identical parameters and random state.

### **default\_parameters**(cls)

Returns the default parameters for this component.

Our convention is that `Component.default_parameters == Component().parameters`.

**Returns** Default parameters for this component.

**Return type** dict

**describe**(*self*, *print\_name=False*, *return\_dict=False*)

Describe a component and its parameters.

**Parameters**

- **print\_name** (*bool*, *optional*) – whether to print name of component
- **return\_dict** (*bool*, *optional*) – whether to return description as dictionary in the format {"name": name, "parameters": parameters}

**Returns** Returns dictionary if return\_dict is True, else None.

**Return type** None or dict

**property feature\_importance**(*self*) → numpy.ndarray

Returns array of 0's with a length of 1 as feature\_importance is not defined for ARIMA regressor.

**fit**(*self*, *X: pandas.DataFrame*, *y: Optional[pandas.Series] = None*)

Fits ARIMA regressor to data.

**Parameters**

- **X** (*pd.DataFrame*) – The input training data of shape [n\_samples, n\_features].
- **y** (*pd.Series*) – The target training data of length [n\_samples].

**Returns** self

**Raises** **ValueError** – If y was not passed in.

**get\_prediction\_intervals**(*self*, *X: pandas.DataFrame*, *y: pandas.Series = None*, *coverage: List[float] = None*, *predictions: pandas.Series = None*) → Dict[str, pandas.Series]

Find the prediction intervals using the fitted ARIMAREgressor.

**Parameters**

- **X** (*pd.DataFrame*) – Data of shape [n\_samples, n\_features].
- **y** (*pd.Series*) – Target data. Optional.
- **coverage** (*list[float]*) – A list of floats between the values 0 and 1 that the upper and lower bounds of the prediction interval should be calculated for.
- **predictions** (*pd.Series*) – Not used for ARIMA regressor.

**Returns** Prediction intervals, keys are in the format {coverage}\_lower or {coverage}\_upper.

**Return type** dict

**static load**(*file\_path*)

Loads component at file path.

**Parameters** **file\_path** (*str*) – Location to load file.

**Returns** ComponentBase object

**needs\_fitting**(*self*)

Returns boolean determining if component needs fitting before calling predict, predict\_proba, transform, or feature\_importances.

This can be overridden to False for components that do not need to be fit or whose fit methods do nothing.

**Returns** True.

**property** `parameters(self)`

Returns the parameters which were used to initialize the component.

**predict**(*self*, *X*: *pandas.DataFrame*, *y*: *Optional[pandas.Series] = None*) → *pandas.Series*

Make predictions using fitted ARIMA regressor.

**Parameters**

- **X** (*pd.DataFrame*) – Data of shape [n\_samples, n\_features].
- **y** (*pd.Series*) – Target data.

**Returns** Predicted values.

**Return type** *pd.Series*

**Raises** **ValueError** – If *X* was passed to *fit* but not passed in *predict*.

**predict\_proba**(*self*, *X*: *pandas.DataFrame*) → *pandas.Series*

Make probability estimates for labels.

**Parameters** **X** (*pd.DataFrame*) – Features.

**Returns** Probability estimates.

**Return type** *pd.Series*

**Raises** **MethodPropertyNotFoundError** – If estimator does not have a *predict\_proba* method or a *component\_obj* that implements *predict\_proba*.

**save**(*self*, *file\_path*, *pickle\_protocol=cloudpickle.DEFAULT\_PROTOCOL*)

Saves component at file path.

**Parameters**

- **file\_path** (*str*) – Location to save file.
- **pickle\_protocol** (*int*) – The pickle data stream format.

**update\_parameters**(*self*, *update\_dict*, *reset\_fit=True*)

Updates the parameter dictionary of the component.

**Parameters**

- **update\_dict** (*dict*) – A dict of parameters to update.
- **reset\_fit** (*bool*, *optional*) – If True, will set *\_is\_fitted* to False.

**class** `evalml.pipelines.components.estimators.BaselineClassifier`(*strategy='mode'*,  
*random\_seed=0*, *\*\*kwargs*)

Classifier that predicts using the specified strategy.

This is useful as a simple baseline classifier to compare with other classifiers.

**Parameters**

- **strategy** (*str*) – Method used to predict. Valid options are “mode”, “random” and “random\_weighted”. Defaults to “mode”.
- **random\_seed** (*int*) – Seed for the random number generator. Defaults to 0.

**Attributes**

<b>hyper-parameter_ranges</b>	{}
<b>is_multiseries</b>	False
<b>model_family</b>	ModelFamily.BASELINE
<b>modifies_features</b>	True
<b>modifies_target</b>	False
<b>name</b>	Baseline Classifier
<b>supported_problem_types</b>	[ProblemTypes.BINARY, ProblemTypes.MULTICLASS]
<b>training_only</b>	False

## Methods

<i>classes_</i>	Returns class labels. Will return None before fitting.
<i>clone</i>	Constructs a new component with the same parameters and random state.
<i>default_parameters</i>	Returns the default parameters for this component.
<i>describe</i>	Describe a component and its parameters.
<i>feature_importance</i>	Returns importance associated with each feature. Since baseline classifiers do not use input features to calculate predictions, returns an array of zeroes.
<i>fit</i>	Fits baseline classifier component to data.
<i>get_prediction_intervals</i>	Find the prediction intervals using the fitted regressor.
<i>load</i>	Loads component at file path.
<i>needs_fitting</i>	Returns boolean determining if component needs fitting before calling predict, predict_proba, transform, or feature_importances.
<i>parameters</i>	Returns the parameters which were used to initialize the component.
<i>predict</i>	Make predictions using the baseline classification strategy.
<i>predict_proba</i>	Make prediction probabilities using the baseline classification strategy.
<i>save</i>	Saves component at file path.
<i>update_parameters</i>	Updates the parameter dictionary of the component.

### property `classes_(self)`

Returns class labels. Will return None before fitting.

**Returns** Class names

**Return type** list[str] or list(float)

### `clone(self)`

Constructs a new component with the same parameters and random state.

**Returns** A new instance of this component with identical parameters and random state.

### **default\_parameters(*cls*)**

Returns the default parameters for this component.

Our convention is that `Component.default_parameters == Component().parameters`.

**Returns** Default parameters for this component.

**Return type** dict

### **describe(*self*, *print\_name=False*, *return\_dict=False*)**

Describe a component and its parameters.

#### **Parameters**

- **print\_name** (*bool*, *optional*) – whether to print name of component
- **return\_dict** (*bool*, *optional*) – whether to return description as dictionary in the format {"name": name, "parameters": parameters}

**Returns** Returns dictionary if `return_dict` is `True`, else `None`.

**Return type** None or dict

### **property feature\_importance(*self*)**

Returns importance associated with each feature. Since baseline classifiers do not use input features to calculate predictions, returns an array of zeroes.

**Returns** An array of zeroes

**Return type** `pd.Series`

### **fit(*self*, *X*, *y=None*)**

Fits baseline classifier component to data.

#### **Parameters**

- **X** (*pd.DataFrame*) – The input training data of shape `[n_samples, n_features]`.
- **y** (*pd.Series*) – The target training data of length `[n_samples]`.

**Returns** `self`

**Raises** **ValueError** – If `y` is `None`.

### **get\_prediction\_intervals(*self*, *X: pandas.DataFrame*, *y: Optional[pandas.Series] = None*, *coverage: List[float] = None*, *predictions: pandas.Series = None*) → Dict[str, pandas.Series]**

Find the prediction intervals using the fitted regressor.

This function takes the predictions of the fitted estimator and calculates the rolling standard deviation across all predictions using a window size of 5. The lower and upper predictions are determined by taking the percent point (quantile) function of the lower tail probability at each bound multiplied by the rolling standard deviation.

#### **Parameters**

- **X** (*pd.DataFrame*) – Data of shape `[n_samples, n_features]`.
- **y** (*pd.Series*) – Target data. Ignored.
- **coverage** (*list[float]*) – A list of floats between the values 0 and 1 that the upper and lower bounds of the prediction interval should be calculated for.
- **predictions** (*pd.Series*) – Optional list of predictions to use. If `None`, will generate predictions using `X`.

**Returns** Prediction intervals, keys are in the format {coverage}\_lower or {coverage}\_upper.

**Return type** dict

**Raises** **MethodPropertyNotFoundError** – If the estimator does not support Time Series Regression as a problem type.

**static load**(*file\_path*)

Loads component at file path.

**Parameters** **file\_path** (*str*) – Location to load file.

**Returns** ComponentBase object

**needs\_fitting**(*self*)

Returns boolean determining if component needs fitting before calling predict, predict\_proba, transform, or feature\_importances.

This can be overridden to False for components that do not need to be fit or whose fit methods do nothing.

**Returns** True.

**property parameters**(*self*)

Returns the parameters which were used to initialize the component.

**predict**(*self*, *X*)

Make predictions using the baseline classification strategy.

**Parameters** **X** (*pd.DataFrame*) – Data of shape [n\_samples, n\_features].

**Returns** Predicted values.

**Return type** pd.Series

**predict\_proba**(*self*, *X*)

Make prediction probabilities using the baseline classification strategy.

**Parameters** **X** (*pd.DataFrame*) – Data of shape [n\_samples, n\_features].

**Returns** Predicted probability values.

**Return type** pd.DataFrame

**save**(*self*, *file\_path*, *pickle\_protocol=cloudpickle.DEFAULT\_PROTOCOL*)

Saves component at file path.

**Parameters**

- **file\_path** (*str*) – Location to save file.
- **pickle\_protocol** (*int*) – The pickle data stream format.

**update\_parameters**(*self*, *update\_dict*, *reset\_fit=True*)

Updates the parameter dictionary of the component.

**Parameters**

- **update\_dict** (*dict*) – A dict of parameters to update.
- **reset\_fit** (*bool*, *optional*) – If True, will set *\_is\_fitted* to False.

**class** evalml.pipelines.components.estimators.**BaselineRegressor**(*strategy='mean'*, *random\_seed=0*, *\*\*kwargs*)

Baseline regressor that uses a simple strategy to make predictions. This is useful as a simple baseline regressor to compare with other regressors.

### Parameters

- **strategy** (*str*) – Method used to predict. Valid options are “mean”, “median”. Defaults to “mean”.
- **random\_seed** (*int*) – Seed for the random number generator. Defaults to 0.

### Attributes

<b>hyper-parameter_ranges</b>	{}
<b>is_multiseries</b>	False
<b>model_family</b>	ModelFamily.BASELINE
<b>modifies_features</b>	True
<b>modifies_target</b>	False
<b>name</b>	Baseline Regressor
<b>supported_problem_types</b>	[ ProblemTypes.REGRESSION, ProblemTypes.TIME_SERIES_REGRESSION,]
<b>training_only</b>	False

### Methods

<i>clone</i>	Constructs a new component with the same parameters and random state.
<i>default_parameters</i>	Returns the default parameters for this component.
<i>describe</i>	Describe a component and its parameters.
<i>feature_importance</i>	Returns importance associated with each feature. Since baseline regressors do not use input features to calculate predictions, returns an array of zeroes.
<i>fit</i>	Fits baseline regression component to data.
<i>get_prediction_intervals</i>	Find the prediction intervals using the fitted regressor.
<i>load</i>	Loads component at file path.
<i>needs_fitting</i>	Returns boolean determining if component needs fitting before calling predict, predict_proba, transform, or feature_importances.
<i>parameters</i>	Returns the parameters which were used to initialize the component.
<i>predict</i>	Make predictions using the baseline regression strategy.
<i>predict_proba</i>	Make probability estimates for labels.
<i>save</i>	Saves component at file path.
<i>update_parameters</i>	Updates the parameter dictionary of the component.

### **clone**(*self*)

Constructs a new component with the same parameters and random state.

**Returns** A new instance of this component with identical parameters and random state.



**default\_parameters(*cls*)**

Returns the default parameters for this component.

Our convention is that `Component.default_parameters == Component().parameters`.

**Returns** Default parameters for this component.

**Return type** dict

**describe(*self*, *print\_name=False*, *return\_dict=False*)**

Describe a component and its parameters.

**Parameters**

- **print\_name** (*bool*, *optional*) – whether to print name of component
- **return\_dict** (*bool*, *optional*) – whether to return description as dictionary in the format {"name": name, "parameters": parameters}

**Returns** Returns dictionary if `return_dict` is `True`, else `None`.

**Return type** `None` or dict

**property feature\_importance(*self*)**

Returns importance associated with each feature. Since baseline regressors do not use input features to calculate predictions, returns an array of zeroes.

**Returns** An array of zeroes.

**Return type** `np.ndarray` (`float`)

**fit(*self*, *X*, *y=None*)**

Fits baseline regression component to data.

**Parameters**

- **X** (*pd.DataFrame*) – The input training data of shape `[n_samples, n_features]`.
- **y** (*pd.Series*) – The target training data of length `[n_samples]`.

**Returns** `self`

**Raises** **ValueError** – If input `y` is `None`.

**get\_prediction\_intervals(*self*, *X: pandas.DataFrame*, *y: Optional[pandas.Series] = None*, *coverage: List[float] = None*, *predictions: pandas.Series = None*) → Dict[str, pandas.Series]**

Find the prediction intervals using the fitted regressor.

This function takes the predictions of the fitted estimator and calculates the rolling standard deviation across all predictions using a window size of 5. The lower and upper predictions are determined by taking the percent point (quantile) function of the lower tail probability at each bound multiplied by the rolling standard deviation.

**Parameters**

- **X** (*pd.DataFrame*) – Data of shape `[n_samples, n_features]`.
- **y** (*pd.Series*) – Target data. Ignored.
- **coverage** (*list[float]*) – A list of floats between the values 0 and 1 that the upper and lower bounds of the prediction interval should be calculated for.
- **predictions** (*pd.Series*) – Optional list of predictions to use. If `None`, will generate predictions using `X`.

**Returns** Prediction intervals, keys are in the format {coverage}\_lower or {coverage}\_upper.

**Return type** dict

**Raises** **MethodPropertyNotFoundError** – If the estimator does not support Time Series Regression as a problem type.

**static load**(*file\_path*)

Loads component at file path.

**Parameters** **file\_path** (*str*) – Location to load file.

**Returns** ComponentBase object

**needs\_fitting**(*self*)

Returns boolean determining if component needs fitting before calling predict, predict\_proba, transform, or feature\_importances.

This can be overridden to False for components that do not need to be fit or whose fit methods do nothing.

**Returns** True.

**property parameters**(*self*)

Returns the parameters which were used to initialize the component.

**predict**(*self*, *X*)

Make predictions using the baseline regression strategy.

**Parameters** **X** (*pd.DataFrame*) – Data of shape [n\_samples, n\_features].

**Returns** Predicted values.

**Return type** pd.Series

**predict\_proba**(*self*, *X*: *pandas.DataFrame*) → pandas.Series

Make probability estimates for labels.

**Parameters** **X** (*pd.DataFrame*) – Features.

**Returns** Probability estimates.

**Return type** pd.Series

**Raises** **MethodPropertyNotFoundError** – If estimator does not have a predict\_proba method or a component\_obj that implements predict\_proba.

**save**(*self*, *file\_path*, *pickle\_protocol*=*cloudpickle.DEFAULT\_PROTOCOL*)

Saves component at file path.

**Parameters**

- **file\_path** (*str*) – Location to save file.
- **pickle\_protocol** (*int*) – The pickle data stream format.

**update\_parameters**(*self*, *update\_dict*, *reset\_fit*=*True*)

Updates the parameter dictionary of the component.

**Parameters**

- **update\_dict** (*dict*) – A dict of parameters to update.
- **reset\_fit** (*bool*, *optional*) – If True, will set *\_is\_fitted* to False.

```
class evalml.pipelines.components.estimators.CatBoostClassifier(n_estimators=10, eta=0.03,
                                                              max_depth=6,
                                                              bootstrap_type=None,
                                                              silent=True,
                                                              allow_writing_files=False,
                                                              random_seed=0, n_jobs=-1,
                                                              **kwargs)
```

CatBoost Classifier, a classifier that uses gradient-boosting on decision trees. CatBoost is an open-source library and natively supports categorical features.

For more information, check out <https://catboost.ai/>

#### Parameters

- **n\_estimators** (*float*) – The maximum number of trees to build. Defaults to 10.
- **eta** (*float*) – The learning rate. Defaults to 0.03.
- **max\_depth** (*int*) – The maximum tree depth for base learners. Defaults to 6.
- **bootstrap\_type** (*string*) – Defines the method for sampling the weights of objects. Available methods are ‘Bayesian’, ‘Bernoulli’, ‘MVS’. Defaults to None.
- **silent** (*boolean*) – Whether to use the “silent” logging mode. Defaults to True.
- **allow\_writing\_files** (*boolean*) – Whether to allow writing snapshot files while training. Defaults to False.
- **n\_jobs** (*int or None*) – Number of jobs to run in parallel. -1 uses all processes. Defaults to -1.
- **random\_seed** (*int*) – Seed for the random number generator. Defaults to 0.

#### Attributes

<b>hyper-parameter_ranges</b>	{ “n_estimators”: Integer(4, 100), “eta”: Real(0.000001, 1), “max_depth”: Integer(4, 10), }
<b>is_multiseries</b>	False
<b>model_family</b>	ModelFamily.CATBOOST
<b>modifies_features</b>	True
<b>modifies_target</b>	False
<b>name</b>	CatBoost Classifier
<b>supported_problem_types</b>	[ ProblemTypes.BINARY, ProblemTypes.MULTICLASS, ProblemTypes.TIME_SERIES_BINARY, ProblemTypes.TIME_SERIES_MULTICLASS, ]
<b>training_only</b>	False

#### Methods

<code>clone</code>	Constructs a new component with the same parameters and random state.
<code>default_parameters</code>	Returns the default parameters for this component.
<code>describe</code>	Describe a component and its parameters.
<code>feature_importance</code>	Feature importance of fitted CatBoost classifier.
<code>fit</code>	Fits CatBoost classifier component to data.
<code>get_prediction_intervals</code>	Find the prediction intervals using the fitted regressor.
<code>load</code>	Loads component at file path.
<code>needs_fitting</code>	Returns boolean determining if component needs fitting before calling predict, predict_proba, transform, or feature_importances.
<code>parameters</code>	Returns the parameters which were used to initialize the component.
<code>predict</code>	Make predictions using the fitted CatBoost classifier.
<code>predict_proba</code>	Make prediction probabilities using the fitted CatBoost classifier.
<code>save</code>	Saves component at file path.
<code>update_parameters</code>	Updates the parameter dictionary of the component.

**clone**(*self*)

Constructs a new component with the same parameters and random state.

**Returns** A new instance of this component with identical parameters and random state.

**default\_parameters**(*cls*)

Returns the default parameters for this component.

Our convention is that `Component.default_parameters == Component().parameters`.

**Returns** Default parameters for this component.

**Return type** dict

**describe**(*self*, *print\_name=False*, *return\_dict=False*)

Describe a component and its parameters.

**Parameters**

- **print\_name** (*bool*, *optional*) – whether to print name of component
- **return\_dict** (*bool*, *optional*) – whether to return description as dictionary in the format {"name": name, "parameters": parameters}

**Returns** Returns dictionary if `return_dict` is `True`, else `None`.

**Return type** None or dict

**property feature\_importance**(*self*)

Feature importance of fitted CatBoost classifier.

**fit**(*self*, *X*, *y=None*)

Fits CatBoost classifier component to data.

**Parameters**

- **X** (*pd.DataFrame*) – The input training data of shape `[n_samples, n_features]`.
- **y** (*pd.Series*) – The target training data of length `[n_samples]`.

**Returns** self

**get\_prediction\_intervals**(*self*, *X*: pandas.DataFrame, *y*: Optional[pandas.Series] = None, *coverage*: List[float] = None, *predictions*: pandas.Series = None) → Dict[str, pandas.Series]

Find the prediction intervals using the fitted regressor.

This function takes the predictions of the fitted estimator and calculates the rolling standard deviation across all predictions using a window size of 5. The lower and upper predictions are determined by taking the percent point (quantile) function of the lower tail probability at each bound multiplied by the rolling standard deviation.

#### Parameters

- **X** (*pd.DataFrame*) – Data of shape [n\_samples, n\_features].
- **y** (*pd.Series*) – Target data. Ignored.
- **coverage** (*list[float]*) – A list of floats between the values 0 and 1 that the upper and lower bounds of the prediction interval should be calculated for.
- **predictions** (*pd.Series*) – Optional list of predictions to use. If None, will generate predictions using *X*.

**Returns** Prediction intervals, keys are in the format {coverage}\_lower or {coverage}\_upper.

**Return type** dict

**Raises** **MethodPropertyNotFoundError** – If the estimator does not support Time Series Regression as a problem type.

**static load**(*file\_path*)

Loads component at file path.

**Parameters** **file\_path** (*str*) – Location to load file.

**Returns** ComponentBase object

**needs\_fitting**(*self*)

Returns boolean determining if component needs fitting before calling predict, predict\_proba, transform, or feature\_importances.

This can be overridden to False for components that do not need to be fit or whose fit methods do nothing.

**Returns** True.

**property parameters**(*self*)

Returns the parameters which were used to initialize the component.

**predict**(*self*, *X*)

Make predictions using the fitted CatBoost classifier.

**Parameters** **X** (*pd.DataFrame*) – Data of shape [n\_samples, n\_features].

**Returns** Predicted values.

**Return type** pd.Series

**predict\_proba**(*self*, *X*)

Make prediction probabilities using the fitted CatBoost classifier.

**Parameters** **X** (*pd.DataFrame*) – Data of shape [n\_samples, n\_features].

**Returns** Predicted probability values.

**Return type** `pd.DataFrame`

**save**(*self*, *file\_path*, *pickle\_protocol=cloudpickle.DEFAULT\_PROTOCOL*)

Saves component at file path.

**Parameters**

- **file\_path** (*str*) – Location to save file.
- **pickle\_protocol** (*int*) – The pickle data stream format.

**update\_parameters**(*self*, *update\_dict*, *reset\_fit=True*)

Updates the parameter dictionary of the component.

**Parameters**

- **update\_dict** (*dict*) – A dict of parameters to update.
- **reset\_fit** (*bool*, *optional*) – If True, will set *\_is\_fitted* to False.

```
class evalml.pipelines.components.estimators.CatBoostRegressor(n_estimators=10, eta=0.03,  
                                                             max_depth=6,  
                                                             bootstrap_type=None,  
                                                             silent=False,  
                                                             allow_writing_files=False,  
                                                             random_seed=0, n_jobs=-1,  
                                                             **kwargs)
```

CatBoost Regressor, a regressor that uses gradient-boosting on decision trees. CatBoost is an open-source library and natively supports categorical features.

For more information, check out <https://catboost.ai/>

**Parameters**

- **n\_estimators** (*float*) – The maximum number of trees to build. Defaults to 10.
- **eta** (*float*) – The learning rate. Defaults to 0.03.
- **max\_depth** (*int*) – The maximum tree depth for base learners. Defaults to 6.
- **bootstrap\_type** (*string*) – Defines the method for sampling the weights of objects. Available methods are ‘Bayesian’, ‘Bernoulli’, ‘MVS’. Defaults to None.
- **silent** (*boolean*) – Whether to use the “silent” logging mode. Defaults to True.
- **allow\_writing\_files** (*boolean*) – Whether to allow writing snapshot files while training. Defaults to False.
- **n\_jobs** (*int or None*) – Number of jobs to run in parallel. -1 uses all processes. Defaults to -1.
- **random\_seed** (*int*) – Seed for the random number generator. Defaults to 0.

**Attributes**

<b>hyper-parameter_ranges</b>	{ "n_estimators": Integer(4, 100), "eta": Real(0.000001, 1), "max_depth": Integer(4, 10), }
<b>is_multiseries</b>	False
<b>model_family</b>	ModelFamily.CATBOOST
<b>modifies_features</b>	True
<b>modifies_target</b>	False
<b>name</b>	CatBoost Regressor
<b>supported_problem_types</b>	[ ProblemTypes.REGRESSION, ProblemTypes.TIME_SERIES_REGRESSION, ]
<b>training_only</b>	False

## Methods

<i>clone</i>	Constructs a new component with the same parameters and random state.
<i>default_parameters</i>	Returns the default parameters for this component.
<i>describe</i>	Describe a component and its parameters.
<i>feature_importance</i>	Feature importance of fitted CatBoost regressor.
<i>fit</i>	Fits CatBoost regressor component to data.
<i>get_prediction_intervals</i>	Find the prediction intervals using the fitted regressor.
<i>load</i>	Loads component at file path.
<i>needs_fitting</i>	Returns boolean determining if component needs fitting before calling predict, predict_proba, transform, or feature_importances.
<i>parameters</i>	Returns the parameters which were used to initialize the component.
<i>predict</i>	Make predictions using the fitted CatBoost regressor.
<i>predict_proba</i>	Make probability estimates for labels.
<i>save</i>	Saves component at file path.
<i>update_parameters</i>	Updates the parameter dictionary of the component.

### **clone**(*self*)

Constructs a new component with the same parameters and random state.

**Returns** A new instance of this component with identical parameters and random state.

### **default\_parameters**(*cls*)

Returns the default parameters for this component.

Our convention is that `Component.default_parameters == Component().parameters`.

**Returns** Default parameters for this component.

**Return type** dict

### **describe**(*self*, *print\_name=False*, *return\_dict=False*)

Describe a component and its parameters.

**Parameters**

- **print\_name** (*bool, optional*) – whether to print name of component
- **return\_dict** (*bool, optional*) – whether to return description as dictionary in the format {"name": name, "parameters": parameters}

**Returns** Returns dictionary if return\_dict is True, else None.

**Return type** None or dict

**property feature\_importance**(*self*)

Feature importance of fitted CatBoost regressor.

**fit**(*self, X, y=None*)

Fits CatBoost regressor component to data.

**Parameters**

- **X** (*pd.DataFrame*) – The input training data of shape [n\_samples, n\_features].
- **y** (*pd.Series*) – The target training data of length [n\_samples].

**Returns** self

**get\_prediction\_intervals**(*self, X: pandas.DataFrame, y: Optional[pandas.Series] = None, coverage: List[float] = None, predictions: pandas.Series = None*) → Dict[str, pandas.Series]

Find the prediction intervals using the fitted regressor.

This function takes the predictions of the fitted estimator and calculates the rolling standard deviation across all predictions using a window size of 5. The lower and upper predictions are determined by taking the percent point (quantile) function of the lower tail probability at each bound multiplied by the rolling standard deviation.

**Parameters**

- **X** (*pd.DataFrame*) – Data of shape [n\_samples, n\_features].
- **y** (*pd.Series*) – Target data. Ignored.
- **coverage** (*list[float]*) – A list of floats between the values 0 and 1 that the upper and lower bounds of the prediction interval should be calculated for.
- **predictions** (*pd.Series*) – Optional list of predictions to use. If None, will generate predictions using X.

**Returns** Prediction intervals, keys are in the format {coverage}\_lower or {coverage}\_upper.

**Return type** dict

**Raises** **MethodPropertyNotFoundError** – If the estimator does not support Time Series Regression as a problem type.

**static load**(*file\_path*)

Loads component at file path.

**Parameters** **file\_path** (*str*) – Location to load file.

**Returns** ComponentBase object

**needs\_fitting**(*self*)

Returns boolean determining if component needs fitting before calling predict, predict\_proba, transform, or feature\_importances.

This can be overridden to False for components that do not need to be fit or whose fit methods do nothing.



**Returns** True.

**property parameters**(*self*)

Returns the parameters which were used to initialize the component.

**predict**(*self*, *X*)

Make predictions using the fitted CatBoost regressor.

**Parameters** *X* (*pd.DataFrame*) – Data of shape [n\_samples, n\_features].

**Returns** Predicted values.

**Return type** *pd.DataFrame*

**predict\_proba**(*self*, *X*: *pandas.DataFrame*) → *pandas.Series*

Make probability estimates for labels.

**Parameters** *X* (*pd.DataFrame*) – Features.

**Returns** Probability estimates.

**Return type** *pd.Series*

**Raises** **MethodPropertyNotFoundError** – If estimator does not have a `predict_proba` method or a `component_obj` that implements `predict_proba`.

**save**(*self*, *file\_path*, *pickle\_protocol*=*cloudpickle.DEFAULT\_PROTOCOL*)

Saves component at file path.

**Parameters**

- **file\_path** (*str*) – Location to save file.
- **pickle\_protocol** (*int*) – The pickle data stream format.

**update\_parameters**(*self*, *update\_dict*, *reset\_fit*=*True*)

Updates the parameter dictionary of the component.

**Parameters**

- **update\_dict** (*dict*) – A dict of parameters to update.
- **reset\_fit** (*bool*, *optional*) – If True, will set `_is_fitted` to False.

```
class evalml.pipelines.components.estimators.DecisionTreeClassifier(criterion='gini',
                                                                    max_features='sqrt',
                                                                    max_depth=6,
                                                                    min_samples_split=2,
                                                                    min_weight_fraction_leaf=0.0,
                                                                    random_seed=0,
                                                                    **kwargs)
```

Decision Tree Classifier.

**Parameters**

- **criterion** (*{ "gini", "entropy" }*) – The function to measure the quality of a split. Supported criteria are “gini” for the Gini impurity and “entropy” for the information gain. Defaults to “gini”.
- **max\_features** (*int, float or { "sqrt", "log2" }*) – The number of features to consider when looking for the best split:
  - If int, then consider max\_features features at each split.

- If float, then `max_features` is a fraction and `int(max_features * n_features)` features are considered at each split.
- If “sqrt”, then `max_features=sqrt(n_features)`.
- If “log2”, then `max_features=log2(n_features)`.
- If None, then `max_features = n_features`.

The search for a split does not stop until at least one valid partition of the node samples is found, even if it requires to effectively inspect more than `max_features` features.

- **`max_depth`** (*int*) – The maximum depth of the tree. Defaults to 6.
- **`min_samples_split`** (*int or float*) – The minimum number of samples required to split an internal node:
  - If int, then consider `min_samples_split` as the minimum number.
  - If float, then `min_samples_split` is a fraction and `ceil(min_samples_split * n_samples)` are the minimum number of samples for each split.

Defaults to 2.

- **`min_weight_fraction_leaf`** (*float*) – The minimum weighted fraction of the sum total of weights (of all the input samples) required to be at a leaf node. Defaults to 0.0.
- **`random_seed`** (*int*) – Seed for the random number generator. Defaults to 0.

#### Attributes

<b>hyper-parameter_ranges</b>	{ “criterion”: [“gini”, “entropy”], “max_features”: [“sqrt”, “log2”], “max_depth”: Integer(4, 10), }
<b>is_multiseries</b>	False
<b>model_family</b>	ModelFamily.DECISION_TREE
<b>modifies_features</b>	True
<b>modifies_target</b>	False
<b>name</b>	Decision Tree Classifier
<b>supported_problem_types</b>	[ ProblemTypes.BINARY, ProblemTypes.MULTICLASS, ProblemTypes.TIME_SERIES_BINARY, ProblemTypes.TIME_SERIES_MULTICLASS, ]
<b>training_only</b>	False

#### Methods

<code>clone</code>	Constructs a new component with the same parameters and random state.
<code>default_parameters</code>	Returns the default parameters for this component.
<code>describe</code>	Describe a component and its parameters.
<code>feature_importance</code>	Returns importance associated with each feature.
<code>fit</code>	Fits estimator to data.
<code>get_prediction_intervals</code>	Find the prediction intervals using the fitted regressor.
<code>load</code>	Loads component at file path.
<code>needs_fitting</code>	Returns boolean determining if component needs fitting before calling predict, predict_proba, transform, or feature_importances.
<code>parameters</code>	Returns the parameters which were used to initialize the component.
<code>predict</code>	Make predictions using selected features.
<code>predict_proba</code>	Make probability estimates for labels.
<code>save</code>	Saves component at file path.
<code>update_parameters</code>	Updates the parameter dictionary of the component.

**clone(self)**

Constructs a new component with the same parameters and random state.

**Returns** A new instance of this component with identical parameters and random state.

**default\_parameters(cls)**

Returns the default parameters for this component.

Our convention is that `Component.default_parameters == Component().parameters`.

**Returns** Default parameters for this component.

**Return type** dict

**describe(self, print\_name=False, return\_dict=False)**

Describe a component and its parameters.

**Parameters**

- **print\_name** (*bool, optional*) – whether to print name of component
- **return\_dict** (*bool, optional*) – whether to return description as dictionary in the format {"name": name, "parameters": parameters}

**Returns** Returns dictionary if return\_dict is True, else None.

**Return type** None or dict

**property feature\_importance(self) → pandas.Series**

Returns importance associated with each feature.

**Returns** Importance associated with each feature.

**Return type** np.ndarray

**Raises** **MethodPropertyNotFoundError** – If estimator does not have a feature\_importance method or a component\_obj that implements feature\_importance.

**fit(self, X: pandas.DataFrame, y: Optional[pandas.Series] = None)**

Fits estimator to data.

**Parameters**

- **X** (*pd.DataFrame*) – The input training data of shape [n\_samples, n\_features].
- **y** (*pd.Series*, *optional*) – The target training data of length [n\_samples].

**Returns** *self*

**get\_prediction\_intervals**(*self*, *X*: *pandas.DataFrame*, *y*: *Optional[pandas.Series] = None*, *coverage*: *List[float] = None*, *predictions*: *pandas.Series = None*) → Dict[str, *pandas.Series*]

Find the prediction intervals using the fitted regressor.

This function takes the predictions of the fitted estimator and calculates the rolling standard deviation across all predictions using a window size of 5. The lower and upper predictions are determined by taking the percent point (quantile) function of the lower tail probability at each bound multiplied by the rolling standard deviation.

**Parameters**

- **X** (*pd.DataFrame*) – Data of shape [n\_samples, n\_features].
- **y** (*pd.Series*) – Target data. Ignored.
- **coverage** (*list[float]*) – A list of floats between the values 0 and 1 that the upper and lower bounds of the prediction interval should be calculated for.
- **predictions** (*pd.Series*) – Optional list of predictions to use. If None, will generate predictions using X.

**Returns** Prediction intervals, keys are in the format {coverage}\_lower or {coverage}\_upper.

**Return type** dict

**Raises** **MethodPropertyNotFoundError** – If the estimator does not support Time Series Regression as a problem type.

**static load**(*file\_path*)

Loads component at file path.

**Parameters** **file\_path** (*str*) – Location to load file.

**Returns** ComponentBase object

**needs\_fitting**(*self*)

Returns boolean determining if component needs fitting before calling predict, predict\_proba, transform, or feature\_importances.

This can be overridden to False for components that do not need to be fit or whose fit methods do nothing.

**Returns** True.

**property parameters**(*self*)

Returns the parameters which were used to initialize the component.

**predict**(*self*, *X*: *pandas.DataFrame*) → *pandas.Series*

Make predictions using selected features.

**Parameters** **X** (*pd.DataFrame*) – Data of shape [n\_samples, n\_features].

**Returns** Predicted values.

**Return type** *pd.Series*

**Raises `MethodPropertyNotFoundError`** – If estimator does not have a predict method or a `component_obj` that implements predict.

**`predict_proba(self, X: pandas.DataFrame) → pandas.Series`**

Make probability estimates for labels.

**Parameters** **`X`** (*pd.DataFrame*) – Features.

**Returns** Probability estimates.

**Return type** *pd.Series*

**Raises `MethodPropertyNotFoundError`** – If estimator does not have a `predict_proba` method or a `component_obj` that implements `predict_proba`.

**`save(self, file_path, pickle_protocol=cloudpickle.DEFAULT_PROTOCOL)`**

Saves component at file path.

**Parameters**

- **`file_path`** (*str*) – Location to save file.
- **`pickle_protocol`** (*int*) – The pickle data stream format.

**`update_parameters(self, update_dict, reset_fit=True)`**

Updates the parameter dictionary of the component.

**Parameters**

- **`update_dict`** (*dict*) – A dict of parameters to update.
- **`reset_fit`** (*bool, optional*) – If True, will set `_is_fitted` to False.

```
class evalml.pipelines.components.estimators.DecisionTreeRegressor(criterion='squared_error',
                                                                    max_features='sqrt',
                                                                    max_depth=6,
                                                                    min_samples_split=2,
                                                                    min_weight_fraction_leaf=0.0,
                                                                    random_seed=0, **kwargs)
```

Decision Tree Regressor.

**Parameters**

- **`criterion`** (*{`"squared_error"`, `"friedman_mse"`, `"absolute_error"`, `"poisson"`}*) – The function to measure the quality of a split. Supported criteria are:
  - `"squared_error"` for the mean squared error, which is equal to variance reduction as feature selection criterion and minimizes the L2 loss using the mean of each terminal node
  - `"friedman_mse"`, which uses mean squared error with Friedman’s improvement score for potential splits
  - `"absolute_error"` for the mean absolute error, which minimizes the L1 loss using the median of each terminal node,
  - `"poisson"` which uses reduction in Poisson deviance to find splits.
- **`max_features`** (*int, float or {`"sqrt"`, `"log2"`}*) – The number of features to consider when looking for the best split:
  - If int, then consider `max_features` features at each split.

- If float, then `max_features` is a fraction and `int(max_features * n_features)` features are considered at each split.
- If “sqrt”, then `max_features=sqrt(n_features)`.
- If “log2”, then `max_features=log2(n_features)`.
- If None, then `max_features = n_features`.

The search for a split does not stop until at least one valid partition of the node samples is found, even if it requires to effectively inspect more than `max_features` features.

- **`max_depth`** (*int*) – The maximum depth of the tree. Defaults to 6.
- **`min_samples_split`** (*int or float*) – The minimum number of samples required to split an internal node:
  - If int, then consider `min_samples_split` as the minimum number.
  - If float, then `min_samples_split` is a fraction and `ceil(min_samples_split * n_samples)` are the minimum number of samples for each split.

Defaults to 2.

- **`min_weight_fraction_leaf`** (*float*) – The minimum weighted fraction of the sum total of weights (of all the input samples) required to be at a leaf node. Defaults to 0.0.
- **`random_seed`** (*int*) – Seed for the random number generator. Defaults to 0.

#### Attributes

<b>hyper-parameter_ranges</b>	{ “criterion”: [“squared_error”, “friedman_mse”, “absolute_error”], “max_features”: [“sqrt”, “log2”], “max_depth”: Integer(4, 10), }
<b>is_multiseries</b>	False
<b>model_family</b>	ModelFamily.DECISION_TREE
<b>modifies_features</b>	True
<b>modifies_target</b>	False
<b>name</b>	Decision Tree Regressor
<b>supported_problem_types</b>	[ ProblemTypes.REGRESSION, ProblemTypes.TIME_SERIES_REGRESSION,]
<b>training_only</b>	False

#### Methods

<code>clone</code>	Constructs a new component with the same parameters and random state.
<code>default_parameters</code>	Returns the default parameters for this component.
<code>describe</code>	Describe a component and its parameters.
<code>feature_importance</code>	Returns importance associated with each feature.
<code>fit</code>	Fits estimator to data.
<code>get_prediction_intervals</code>	Find the prediction intervals using the fitted regressor.
<code>load</code>	Loads component at file path.
<code>needs_fitting</code>	Returns boolean determining if component needs fitting before calling predict, predict_proba, transform, or feature_importances.
<code>parameters</code>	Returns the parameters which were used to initialize the component.
<code>predict</code>	Make predictions using selected features.
<code>predict_proba</code>	Make probability estimates for labels.
<code>save</code>	Saves component at file path.
<code>update_parameters</code>	Updates the parameter dictionary of the component.

**clone(self)**

Constructs a new component with the same parameters and random state.

**Returns** A new instance of this component with identical parameters and random state.

**default\_parameters(cls)**

Returns the default parameters for this component.

Our convention is that `Component.default_parameters == Component().parameters`.

**Returns** Default parameters for this component.

**Return type** dict

**describe(self, print\_name=False, return\_dict=False)**

Describe a component and its parameters.

**Parameters**

- **print\_name** (*bool, optional*) – whether to print name of component
- **return\_dict** (*bool, optional*) – whether to return description as dictionary in the format {"name": name, "parameters": parameters}

**Returns** Returns dictionary if return\_dict is True, else None.

**Return type** None or dict

**property feature\_importance(self) → pandas.Series**

Returns importance associated with each feature.

**Returns** Importance associated with each feature.

**Return type** np.ndarray

**Raises** **MethodPropertyNotFoundError** – If estimator does not have a feature\_importance method or a component\_obj that implements feature\_importance.

**fit(self, X: pandas.DataFrame, y: Optional[pandas.Series] = None)**

Fits estimator to data.

**Parameters**

- **X** (*pd.DataFrame*) – The input training data of shape [n\_samples, n\_features].
- **y** (*pd.Series*, *optional*) – The target training data of length [n\_samples].

**Returns** *self*

**get\_prediction\_intervals**(*self*, *X*: *pandas.DataFrame*, *y*: *Optional[pandas.Series] = None*, *coverage*: *List[float] = None*, *predictions*: *pandas.Series = None*) → Dict[str, *pandas.Series*]

Find the prediction intervals using the fitted regressor.

This function takes the predictions of the fitted estimator and calculates the rolling standard deviation across all predictions using a window size of 5. The lower and upper predictions are determined by taking the percent point (quantile) function of the lower tail probability at each bound multiplied by the rolling standard deviation.

**Parameters**

- **X** (*pd.DataFrame*) – Data of shape [n\_samples, n\_features].
- **y** (*pd.Series*) – Target data. Ignored.
- **coverage** (*list[float]*) – A list of floats between the values 0 and 1 that the upper and lower bounds of the prediction interval should be calculated for.
- **predictions** (*pd.Series*) – Optional list of predictions to use. If None, will generate predictions using X.

**Returns** Prediction intervals, keys are in the format {coverage}\_lower or {coverage}\_upper.

**Return type** dict

**Raises** **MethodPropertyNotFoundError** – If the estimator does not support Time Series Regression as a problem type.

**static load**(*file\_path*)

Loads component at file path.

**Parameters** **file\_path** (*str*) – Location to load file.

**Returns** ComponentBase object

**needs\_fitting**(*self*)

Returns boolean determining if component needs fitting before calling predict, predict\_proba, transform, or feature\_importances.

This can be overridden to False for components that do not need to be fit or whose fit methods do nothing.

**Returns** True.

**property parameters**(*self*)

Returns the parameters which were used to initialize the component.

**predict**(*self*, *X*: *pandas.DataFrame*) → *pandas.Series*

Make predictions using selected features.

**Parameters** **X** (*pd.DataFrame*) – Data of shape [n\_samples, n\_features].

**Returns** Predicted values.

**Return type** *pd.Series*



**Raises `MethodPropertyNotFoundError`** – If estimator does not have a predict method or a `component_obj` that implements predict.

**`predict_proba(self, X: pandas.DataFrame) → pandas.Series`**

Make probability estimates for labels.

**Parameters** **`X`** (*pd.DataFrame*) – Features.

**Returns** Probability estimates.

**Return type** *pd.Series*

**Raises `MethodPropertyNotFoundError`** – If estimator does not have a `predict_proba` method or a `component_obj` that implements `predict_proba`.

**`save(self, file_path, pickle_protocol=cloudpickle.DEFAULT_PROTOCOL)`**

Saves component at file path.

**Parameters**

- **`file_path`** (*str*) – Location to save file.
- **`pickle_protocol`** (*int*) – The pickle data stream format.

**`update_parameters(self, update_dict, reset_fit=True)`**

Updates the parameter dictionary of the component.

**Parameters**

- **`update_dict`** (*dict*) – A dict of parameters to update.
- **`reset_fit`** (*bool, optional*) – If True, will set `_is_fitted` to False.

```
class evalml.pipelines.components.estimators.ElasticNetClassifier(penalty='elasticnet', C=1.0,  
                                                                l1_ratio=0.15,  
                                                                multi_class='auto',  
                                                                solver='saga', n_jobs=- 1,  
                                                                random_seed=0, **kwargs)
```

Elastic Net Classifier. Uses Logistic Regression with elasticnet penalty as the base estimator.

**Parameters**

- **`penalty`** (*{ "l1", "l2", "elasticnet", "none" }*) – The norm used in penalization. Defaults to “elasticnet”.
- **`C`** (*float*) – Inverse of regularization strength. Must be a positive float. Defaults to 1.0.
- **`l1_ratio`** (*float*) – The mixing parameter, with  $0 \leq \text{l1\_ratio} \leq 1$ . Only used if `penalty='elasticnet'`. Setting `l1_ratio=0` is equivalent to using `penalty='l2'`, while setting `l1_ratio=1` is equivalent to using `penalty='l1'`. For  $0 < \text{l1\_ratio} < 1$ , the penalty is a combination of L1 and L2. Defaults to 0.15.
- **`multi_class`** (*{ "auto", "ovr", "multinomial" }*) – If the option chosen is “ovr”, then a binary problem is fit for each label. For “multinomial” the loss minimised is the multinomial loss fit across the entire probability distribution, even when the data is binary. “multinomial” is unavailable when `solver='liblinear'`. “auto” selects “ovr” if the data is binary, or if `solver='liblinear'`, and otherwise selects “multinomial”. Defaults to “auto”.
- **`solver`** (*{ "newton-cg", "lbfgs", "liblinear", "sag", "saga" }*) – Algorithm to use in the optimization problem. For small datasets, “liblinear” is a good choice, whereas “sag” and “saga” are faster for large ones. For multiclass problems, only “newton-cg”, “sag”, “saga” and “lbfgs” handle multinomial loss; “liblinear” is limited to one-versus-rest schemes.

- “newton-cg”, “lbfgs”, “sag” and “saga” handle L2 or no penalty
- “liblinear” and “saga” also handle L1 penalty
- “saga” also supports “elasticnet” penalty
- “liblinear” does not support setting penalty=’none’

Defaults to “saga”.

- **n\_jobs** (*int*) – Number of parallel threads used to run xgboost. Note that creating thread contention will significantly slow down the algorithm. Defaults to -1.
- **random\_seed** (*int*) – Seed for the random number generator. Defaults to 0.

#### Attributes

<b>hyper-parameter_ranges</b>	{ “C”: Real(0.01, 10), “l1_ratio”: Real(0, 1)}
<b>is_multiseries</b>	False
<b>model_family</b>	ModelFamily.LINEAR_MODEL
<b>modifies_features</b>	True
<b>modifies_target</b>	False
<b>name</b>	Elastic Net Classifier
<b>supported_problem_types</b>	[ ProblemTypes.BINARY, ProblemTypes.MULTICLASS, ProblemTypes.TIME_SERIES_BINARY, ProblemTypes.TIME_SERIES_MULTICLASS,]
<b>training_only</b>	False

#### Methods

<i>clone</i>	Constructs a new component with the same parameters and random state.
<i>default_parameters</i>	Returns the default parameters for this component.
<i>describe</i>	Describe a component and its parameters.
<i>feature_importance</i>	Feature importance for fitted ElasticNet classifier.
<i>fit</i>	Fits ElasticNet classifier component to data.
<i>get_prediction_intervals</i>	Find the prediction intervals using the fitted regressor.
<i>load</i>	Loads component at file path.
<i>needs_fitting</i>	Returns boolean determining if component needs fitting before calling predict, predict_proba, transform, or feature_importances.
<i>parameters</i>	Returns the parameters which were used to initialize the component.
<i>predict</i>	Make predictions using selected features.
<i>predict_proba</i>	Make probability estimates for labels.
<i>save</i>	Saves component at file path.
<i>update_parameters</i>	Updates the parameter dictionary of the component.

#### **clone**(*self*)

Constructs a new component with the same parameters and random state.

**Returns** A new instance of this component with identical parameters and random state.

**default\_parameters**(*cls*)

Returns the default parameters for this component.

Our convention is that `Component.default_parameters == Component().parameters`.

**Returns** Default parameters for this component.

**Return type** dict

**describe**(*self*, *print\_name=False*, *return\_dict=False*)

Describe a component and its parameters.

**Parameters**

- **print\_name** (*bool*, *optional*) – whether to print name of component
- **return\_dict** (*bool*, *optional*) – whether to return description as dictionary in the format {"name": name, "parameters": parameters}

**Returns** Returns dictionary if `return_dict` is `True`, else `None`.

**Return type** None or dict

**property feature\_importance**(*self*)

Feature importance for fitted ElasticNet classifier.

**fit**(*self*, *X*, *y*)

Fits ElasticNet classifier component to data.

**Parameters**

- **X** (*pd.DataFrame*) – The input training data of shape [n\_samples, n\_features].
- **y** (*pd.Series*) – The target training data of length [n\_samples].

**Returns** self

**get\_prediction\_intervals**(*self*, *X: pandas.DataFrame*, *y: Optional[pandas.Series] = None*, *coverage: List[float] = None*, *predictions: pandas.Series = None*) → Dict[str, pandas.Series]

Find the prediction intervals using the fitted regressor.

This function takes the predictions of the fitted estimator and calculates the rolling standard deviation across all predictions using a window size of 5. The lower and upper predictions are determined by taking the percent point (quantile) function of the lower tail probability at each bound multiplied by the rolling standard deviation.

**Parameters**

- **X** (*pd.DataFrame*) – Data of shape [n\_samples, n\_features].
- **y** (*pd.Series*) – Target data. Ignored.
- **coverage** (*list[float]*) – A list of floats between the values 0 and 1 that the upper and lower bounds of the prediction interval should be calculated for.
- **predictions** (*pd.Series*) – Optional list of predictions to use. If `None`, will generate predictions using `X`.

**Returns** Prediction intervals, keys are in the format {coverage}\_lower or {coverage}\_upper.

**Return type** dict

**Raises `MethodPropertyNotFoundError`** – If the estimator does not support Time Series Regression as a problem type.

**static load**(*file\_path*)

Loads component at file path.

**Parameters** *file\_path* (*str*) – Location to load file.

**Returns** ComponentBase object

**needs\_fitting**(*self*)

Returns boolean determining if component needs fitting before calling predict, predict\_proba, transform, or feature\_importances.

This can be overridden to False for components that do not need to be fit or whose fit methods do nothing.

**Returns** True.

**property parameters**(*self*)

Returns the parameters which were used to initialize the component.

**predict**(*self*, *X*: *pandas.DataFrame*) → *pandas.Series*

Make predictions using selected features.

**Parameters** *X* (*pd.DataFrame*) – Data of shape [n\_samples, n\_features].

**Returns** Predicted values.

**Return type** *pd.Series*

**Raises `MethodPropertyNotFoundError`** – If estimator does not have a predict method or a component\_obj that implements predict.

**predict\_proba**(*self*, *X*: *pandas.DataFrame*) → *pandas.Series*

Make probability estimates for labels.

**Parameters** *X* (*pd.DataFrame*) – Features.

**Returns** Probability estimates.

**Return type** *pd.Series*

**Raises `MethodPropertyNotFoundError`** – If estimator does not have a predict\_proba method or a component\_obj that implements predict\_proba.

**save**(*self*, *file\_path*, *pickle\_protocol*=*cloudpickle.DEFAULT\_PROTOCOL*)

Saves component at file path.

**Parameters**

- **file\_path** (*str*) – Location to save file.
- **pickle\_protocol** (*int*) – The pickle data stream format.

**update\_parameters**(*self*, *update\_dict*, *reset\_fit*=*True*)

Updates the parameter dictionary of the component.

**Parameters**

- **update\_dict** (*dict*) – A dict of parameters to update.
- **reset\_fit** (*bool*, *optional*) – If True, will set *\_is\_fitted* to False.

```
class evalml.pipelines.components.estimators.ElasticNetRegressor(alpha=0.0001, l1_ratio=0.15,
                                                                max_iter=1000,
                                                                random_seed=0, **kwargs)
```

Elastic Net Regressor.

#### Parameters

- **alpha** (*float*) – Constant that multiplies the penalty terms. Defaults to 0.0001.
- **l1\_ratio** (*float*) – The mixing parameter, with  $0 \leq \text{l1\_ratio} \leq 1$ . Only used if `penalty='elasticnet'`. Setting `l1_ratio=0` is equivalent to using `penalty='l2'`, while setting `l1_ratio=1` is equivalent to using `penalty='l1'`. For  $0 < \text{l1\_ratio} < 1$ , the penalty is a combination of L1 and L2. Defaults to 0.15.
- **max\_iter** (*int*) – The maximum number of iterations. Defaults to 1000.
- **random\_seed** (*int*) – Seed for the random number generator. Defaults to 0.

#### Attributes

<b>hyper-parameter_ranges</b>	{ "alpha": Real(0, 1), "l1_ratio": Real(0, 1), }
<b>is_multiseries</b>	False
<b>model_family</b>	ModelFamily.LINEAR_MODEL
<b>modifies_features</b>	True
<b>modifies_target</b>	False
<b>name</b>	Elastic Net Regressor
<b>supported_problem_types</b>	[ ProblemTypes.REGRESSION, ProblemTypes.TIME_SERIES_REGRESSION, ]
<b>training_only</b>	False

#### Methods

<a href="#"><i>clone</i></a>	Constructs a new component with the same parameters and random state.
<a href="#"><i>default_parameters</i></a>	Returns the default parameters for this component.
<a href="#"><i>describe</i></a>	Describe a component and its parameters.
<a href="#"><i>feature_importance</i></a>	Feature importance for fitted ElasticNet regressor.
<a href="#"><i>fit</i></a>	Fits estimator to data.
<a href="#"><i>get_prediction_intervals</i></a>	Find the prediction intervals using the fitted regressor.
<a href="#"><i>load</i></a>	Loads component at file path.
<a href="#"><i>needs_fitting</i></a>	Returns boolean determining if component needs fitting before calling <code>predict</code> , <code>predict_proba</code> , <code>transform</code> , or <code>feature_importances</code> .
<a href="#"><i>parameters</i></a>	Returns the parameters which were used to initialize the component.
<a href="#"><i>predict</i></a>	Make predictions using selected features.
<a href="#"><i>predict_proba</i></a>	Make probability estimates for labels.
<a href="#"><i>save</i></a>	Saves component at file path.
<a href="#"><i>update_parameters</i></a>	Updates the parameter dictionary of the component.

**clone**(*self*)

Constructs a new component with the same parameters and random state.

**Returns** A new instance of this component with identical parameters and random state.

**default\_parameters**(*cls*)

Returns the default parameters for this component.

Our convention is that `Component.default_parameters == Component().parameters`.

**Returns** Default parameters for this component.

**Return type** dict

**describe**(*self*, *print\_name=False*, *return\_dict=False*)

Describe a component and its parameters.

**Parameters**

- **print\_name** (*bool*, *optional*) – whether to print name of component
- **return\_dict** (*bool*, *optional*) – whether to return description as dictionary in the format {"name": name, "parameters": parameters}

**Returns** Returns dictionary if `return_dict` is `True`, else `None`.

**Return type** None or dict

**property feature\_importance**(*self*)

Feature importance for fitted ElasticNet regressor.

**fit**(*self*, *X*: *pandas.DataFrame*, *y*: *Optional[pandas.Series] = None*)

Fits estimator to data.

**Parameters**

- **X** (*pd.DataFrame*) – The input training data of shape `[n_samples, n_features]`.
- **y** (*pd.Series*, *optional*) – The target training data of length `[n_samples]`.

**Returns** *self*

**get\_prediction\_intervals**(*self*, *X*: *pandas.DataFrame*, *y*: *Optional[pandas.Series] = None*, *coverage*: *List[float] = None*, *predictions*: *pandas.Series = None*) → Dict[str, *pandas.Series*]

Find the prediction intervals using the fitted regressor.

This function takes the predictions of the fitted estimator and calculates the rolling standard deviation across all predictions using a window size of 5. The lower and upper predictions are determined by taking the percent point (quantile) function of the lower tail probability at each bound multiplied by the rolling standard deviation.

**Parameters**

- **X** (*pd.DataFrame*) – Data of shape `[n_samples, n_features]`.
- **y** (*pd.Series*) – Target data. Ignored.
- **coverage** (*list[float]*) – A list of floats between the values 0 and 1 that the upper and lower bounds of the prediction interval should be calculated for.
- **predictions** (*pd.Series*) – Optional list of predictions to use. If `None`, will generate predictions using `X`.

**Returns** Prediction intervals, keys are in the format `{coverage}_lower` or `{coverage}_upper`.

**Return type** dict

**Raises** **MethodPropertyNotFoundError** – If the estimator does not support Time Series Regression as a problem type.

**static load**(*file\_path*)

Loads component at file path.

**Parameters** **file\_path** (*str*) – Location to load file.

**Returns** ComponentBase object

**needs\_fitting**(*self*)

Returns boolean determining if component needs fitting before calling predict, predict\_proba, transform, or feature\_importances.

This can be overridden to False for components that do not need to be fit or whose fit methods do nothing.

**Returns** True.

**property parameters**(*self*)

Returns the parameters which were used to initialize the component.

**predict**(*self*, *X*: *pandas.DataFrame*) → *pandas.Series*

Make predictions using selected features.

**Parameters** **X** (*pd.DataFrame*) – Data of shape [n\_samples, n\_features].

**Returns** Predicted values.

**Return type** *pd.Series*

**Raises** **MethodPropertyNotFoundError** – If estimator does not have a predict method or a component\_obj that implements predict.

**predict\_proba**(*self*, *X*: *pandas.DataFrame*) → *pandas.Series*

Make probability estimates for labels.

**Parameters** **X** (*pd.DataFrame*) – Features.

**Returns** Probability estimates.

**Return type** *pd.Series*

**Raises** **MethodPropertyNotFoundError** – If estimator does not have a predict\_proba method or a component\_obj that implements predict\_proba.

**save**(*self*, *file\_path*, *pickle\_protocol*=*cloudpickle.DEFAULT\_PROTOCOL*)

Saves component at file path.

**Parameters**

- **file\_path** (*str*) – Location to save file.
- **pickle\_protocol** (*int*) – The pickle data stream format.

**update\_parameters**(*self*, *update\_dict*, *reset\_fit*=*True*)

Updates the parameter dictionary of the component.

**Parameters**

- **update\_dict** (*dict*) – A dict of parameters to update.
- **reset\_fit** (*bool*, *optional*) – If True, will set *\_is\_fitted* to False.

```
class evalml.pipelines.components.estimators.Estimator(parameters: dict = None, component_obj:
                                                    Type[evalml.pipelines.components.ComponentBase]
                                                    = None, random_seed: Union[int, float] = 0,
                                                    **kwargs)
```

A component that fits and predicts given data.

To implement a new Estimator, define your own class which is a subclass of Estimator, including a name and a list of acceptable ranges for any parameters to be tuned during the automl search (hyperparameters). Define an `__init__` method which sets up any necessary state and objects. Make sure your `__init__` only uses standard keyword arguments and calls `super().__init__()` with a parameters dict. You may also override the `fit`, `transform`, `fit_transform` and other methods in this class if appropriate.

To see some examples, check out the definitions of any Estimator component subclass.

#### Parameters

- **parameters** (*dict*) – Dictionary of parameters for the component. Defaults to None.
- **component\_obj** (*obj*) – Third-party objects useful in component implementation. Defaults to None.
- **random\_seed** (*int*) – Seed for the random number generator. Defaults to 0.

#### Attributes

<b>is_multiseries</b>	False
<b>model_family</b>	ModelFamily.NONE
<b>modifies_features</b>	True
<b>modifies_target</b>	False
<b>training_only</b>	False

#### Methods



<code>clone</code>	Constructs a new component with the same parameters and random state.
<code>default_parameters</code>	Returns the default parameters for this component.
<code>describe</code>	Describe a component and its parameters.
<code>feature_importance</code>	Returns importance associated with each feature.
<code>fit</code>	Fits estimator to data.
<code>get_prediction_intervals</code>	Find the prediction intervals using the fitted regressor.
<code>load</code>	Loads component at file path.
<code>model_family</code>	ModelFamily.NONE
<code>name</code>	Returns string name of this component.
<code>needs_fitting</code>	Returns boolean determining if component needs fitting before calling predict, predict_proba, transform, or feature_importances.
<code>parameters</code>	Returns the parameters which were used to initialize the component.
<code>predict</code>	Make predictions using selected features.
<code>predict_proba</code>	Make probability estimates for labels.
<code>save</code>	Saves component at file path.
<code>supported_problem_types</code>	Problem types this estimator supports.
<code>update_parameters</code>	Updates the parameter dictionary of the component.

**clone(self)**

Constructs a new component with the same parameters and random state.

**Returns** A new instance of this component with identical parameters and random state.

**default\_parameters(cls)**

Returns the default parameters for this component.

Our convention is that `Component.default_parameters == Component().parameters`.

**Returns** Default parameters for this component.

**Return type** dict

**describe(self, print\_name=False, return\_dict=False)**

Describe a component and its parameters.

**Parameters**

- **print\_name** (*bool, optional*) – whether to print name of component
- **return\_dict** (*bool, optional*) – whether to return description as dictionary in the format {"name": name, "parameters": parameters}

**Returns** Returns dictionary if return\_dict is True, else None.

**Return type** None or dict

**property feature\_importance(self) → pandas.Series**

Returns importance associated with each feature.

**Returns** Importance associated with each feature.

**Return type** np.ndarray

**Raises** **MethodPropertyNotFoundError** – If estimator does not have a feature\_importance method or a component\_obj that implements feature\_importance.

**fit**(*self*, *X*: *pandas.DataFrame*, *y*: *Optional[pandas.Series]* = *None*)

Fits estimator to data.

**Parameters**

- **X** (*pd.DataFrame*) – The input training data of shape [n\_samples, n\_features].
- **y** (*pd.Series*, *optional*) – The target training data of length [n\_samples].

**Returns** *self*

**get\_prediction\_intervals**(*self*, *X*: *pandas.DataFrame*, *y*: *Optional[pandas.Series]* = *None*, *coverage*: *List[float]* = *None*, *predictions*: *pandas.Series* = *None*) → *Dict[str, pandas.Series]*

Find the prediction intervals using the fitted regressor.

This function takes the predictions of the fitted estimator and calculates the rolling standard deviation across all predictions using a window size of 5. The lower and upper predictions are determined by taking the percent point (quantile) function of the lower tail probability at each bound multiplied by the rolling standard deviation.

**Parameters**

- **X** (*pd.DataFrame*) – Data of shape [n\_samples, n\_features].
- **y** (*pd.Series*) – Target data. Ignored.
- **coverage** (*list[float]*) – A list of floats between the values 0 and 1 that the upper and lower bounds of the prediction interval should be calculated for.
- **predictions** (*pd.Series*) – Optional list of predictions to use. If *None*, will generate predictions using *X*.

**Returns** Prediction intervals, keys are in the format {coverage}\_lower or {coverage}\_upper.

**Return type** *dict*

**Raises** **MethodPropertyNotFoundError** – If the estimator does not support Time Series Regression as a problem type.

**static load**(*file\_path*)

Loads component at file path.

**Parameters** **file\_path** (*str*) – Location to load file.

**Returns** *ComponentBase* object

**property model\_family**(*cls*)

Returns *ModelFamily* of this component.

**property name**(*cls*)

Returns string name of this component.

**needs\_fitting**(*self*)

Returns boolean determining if component needs fitting before calling *predict*, *predict\_proba*, *transform*, or *feature\_importances*.

This can be overridden to *False* for components that do not need to be fit or whose fit methods do nothing.

**Returns** *True*.

**property parameters**(*self*)

Returns the parameters which were used to initialize the component.

**predict**(*self*, *X*: *pandas.DataFrame*) → *pandas.Series*

Make predictions using selected features.

**Parameters** *X* (*pd.DataFrame*) – Data of shape [n\_samples, n\_features].

**Returns** Predicted values.

**Return type** *pd.Series*

**Raises** **MethodPropertyNotFoundError** – If estimator does not have a predict method or a component\_obj that implements predict.

**predict\_proba**(*self*, *X*: *pandas.DataFrame*) → *pandas.Series*

Make probability estimates for labels.

**Parameters** *X* (*pd.DataFrame*) – Features.

**Returns** Probability estimates.

**Return type** *pd.Series*

**Raises** **MethodPropertyNotFoundError** – If estimator does not have a predict\_proba method or a component\_obj that implements predict\_proba.

**save**(*self*, *file\_path*, *pickle\_protocol*=*cloudpickle.DEFAULT\_PROTOCOL*)

Saves component at file path.

**Parameters**

- **file\_path** (*str*) – Location to save file.
- **pickle\_protocol** (*int*) – The pickle data stream format.

**property supported\_problem\_types**(*cls*)

Problem types this estimator supports.

**update\_parameters**(*self*, *update\_dict*, *reset\_fit*=*True*)

Updates the parameter dictionary of the component.

**Parameters**

- **update\_dict** (*dict*) – A dict of parameters to update.
- **reset\_fit** (*bool*, *optional*) – If True, will set *\_is\_fitted* to False.

```
class evalml.pipelines.components.estimators.ExponentialSmoothingRegressor(trend:
    Optional[str] =
    None,
    damped_trend:
    bool = False,
    seasonal:
    Optional[str] =
    None, sp: int = 2,
    n_jobs: int = - 1,
    random_seed:
    Union[int, float] =
    0, **kwargs)
```

Holt-Winters Exponential Smoothing Forecaster.

Currently ExponentialSmoothingRegressor isn't supported via conda install. It's recommended that it be installed via PyPI.

**Parameters**

- **trend** (*str*) – Type of trend component. Defaults to None.
- **damped\_trend** (*bool*) – If the trend component should be damped. Defaults to False.
- **seasonal** (*str*) – Type of seasonal component. Takes one of {"additive", None}. Can also be multiplicative if
- **0** (*none of the target data is*) –
- **None.** (*but AutoMLSearch will not tune for this. Defaults to*) –
- **sp** (*int*) – The number of seasonal periods to consider. Defaults to 2.
- **n\_jobs** (*int or None*) – Non-negative integer describing level of parallelism used for pipelines. Defaults to -1.
- **random\_seed** (*int*) – Seed for the random number generator. Defaults to 0.

#### Attributes

<b>hyper-parameter_ranges</b>	{ "trend": [None, "additive"], "damped_trend": [True, False], "seasonal": [None, "additive"], "sp": Integer(2, 8), }
<b>is_multiseries</b>	False
<b>model_family</b>	ModelFamily.EXPONENTIAL_SMOOTHING
<b>modifies_features</b>	True
<b>modifies_target</b>	False
<b>name</b>	Exponential Smoothing Regressor
<b>supported_problem_types</b>	[ProblemTypes.TIME_SERIES_REGRESSION]
<b>training_only</b>	False

#### Methods

<i>clone</i>	Constructs a new component with the same parameters and random state.
<i>default_parameters</i>	Returns the default parameters for this component.
<i>describe</i>	Describe a component and its parameters.
<i>feature_importance</i>	Returns array of 0's with a length of 1 as feature_importance is not defined for Exponential Smoothing regressor.
<i>fit</i>	Fits Exponential Smoothing Regressor to data.
<i>get_prediction_intervals</i>	Find the prediction intervals using the fitted ExponentialSmoothingRegressor.
<i>load</i>	Loads component at file path.
<i>needs_fitting</i>	Returns boolean determining if component needs fitting before calling predict, predict_proba, transform, or feature_importances.
<i>parameters</i>	Returns the parameters which were used to initialize the component.
<i>predict</i>	Make predictions using fitted Exponential Smoothing regressor.
<i>predict_proba</i>	Make probability estimates for labels.
<i>save</i>	Saves component at file path.
<i>update_parameters</i>	Updates the parameter dictionary of the component.

**clone**(*self*)

Constructs a new component with the same parameters and random state.

**Returns** A new instance of this component with identical parameters and random state.

**default\_parameters**(*cls*)

Returns the default parameters for this component.

Our convention is that `Component.default_parameters == Component().parameters`.

**Returns** Default parameters for this component.

**Return type** dict

**describe**(*self*, *print\_name=False*, *return\_dict=False*)

Describe a component and its parameters.

**Parameters**

- **print\_name** (*bool*, *optional*) – whether to print name of component
- **return\_dict** (*bool*, *optional*) – whether to return description as dictionary in the format {"name": name, "parameters": parameters}

**Returns** Returns dictionary if return\_dict is True, else None.

**Return type** None or dict

**property feature\_importance**(*self*) → pandas.Series

Returns array of 0's with a length of 1 as feature\_importance is not defined for Exponential Smoothing regressor.

**fit**(*self*, *X: pandas.DataFrame*, *y: Optional[pandas.Series] = None*)

Fits Exponential Smoothing Regressor to data.

**Parameters**

- **X** (*pd.DataFrame*) – The input training data of shape [n\_samples, n\_features]. Ignored.
- **y** (*pd.Series*) – The target training data of length [n\_samples].

**Returns** self

**Raises** **ValueError** – If y was not passed in.

**get\_prediction\_intervals**(*self*, *X*: *pandas.DataFrame*, *y*: *Optional[pandas.Series] = None*, *coverage*: *List[float] = None*, *predictions*: *pandas.Series = None*) → Dict[str, *pandas.Series*]

Find the prediction intervals using the fitted `ExponentialSmoothingRegressor`.

Calculates the prediction intervals by using a simulation of the time series following a specified state space model.

**Parameters**

- **X** (*pd.DataFrame*) – Data of shape [n\_samples, n\_features].
- **y** (*pd.Series*) – Target data. Optional.
- **coverage** (*List[float]*) – A list of floats between the values 0 and 1 that the upper and lower bounds of the prediction interval should be calculated for.
- **predictions** (*pd.Series*) – Not used for Exponential Smoothing regressor.

**Returns** Prediction intervals, keys are in the format {coverage}\_lower or {coverage}\_upper.

**Return type** dict

**static load**(*file\_path*)

Loads component at file path.

**Parameters** **file\_path** (*str*) – Location to load file.

**Returns** ComponentBase object

**needs\_fitting**(*self*)

Returns boolean determining if component needs fitting before calling predict, predict\_proba, transform, or feature\_importances.

This can be overridden to False for components that do not need to be fit or whose fit methods do nothing.

**Returns** True.

**property parameters**(*self*)

Returns the parameters which were used to initialize the component.

**predict**(*self*, *X*: *pandas.DataFrame*, *y*: *Optional[pandas.Series] = None*) → *pandas.Series*

Make predictions using fitted Exponential Smoothing regressor.

**Parameters**

- **X** (*pd.DataFrame*) – Data of shape [n\_samples, n\_features]. Ignored except to set forecast horizon.
- **y** (*pd.Series*) – Target data.

**Returns** Predicted values.

**Return type** *pd.Series*

**predict\_proba**(*self*, *X*: *pandas.DataFrame*) → *pandas.Series*

Make probability estimates for labels.

**Parameters** *X* (*pd.DataFrame*) – Features.

**Returns** Probability estimates.

**Return type** *pd.Series*

**Raises** **MethodPropertyNotFoundError** – If estimator does not have a `predict_proba` method or a `component_obj` that implements `predict_proba`.

**save**(*self*, *file\_path*, *pickle\_protocol=cloudpickle.DEFAULT\_PROTOCOL*)

Saves component at file path.

**Parameters**

- **file\_path** (*str*) – Location to save file.
- **pickle\_protocol** (*int*) – The pickle data stream format.

**update\_parameters**(*self*, *update\_dict*, *reset\_fit=True*)

Updates the parameter dictionary of the component.

**Parameters**

- **update\_dict** (*dict*) – A dict of parameters to update.
- **reset\_fit** (*bool*, *optional*) – If True, will set `_is_fitted` to False.

```
class evalml.pipelines.components.estimators.ExtraTreesClassifier(n_estimators=100,
                                                                max_features='sqrt',
                                                                max_depth=6,
                                                                min_samples_split=2,
                                                                min_weight_fraction_leaf=0.0,
                                                                n_jobs=-1, random_seed=0,
                                                                **kwargs)
```

Extra Trees Classifier.

**Parameters**

- **n\_estimators** (*float*) – The number of trees in the forest. Defaults to 100.
- **max\_features** (*int*, *float* or {"sqrt", "log2"}) – The number of features to consider when looking for the best split:
  - If *int*, then consider `max_features` features at each split.
  - If *float*, then `max_features` is a fraction and `int(max_features * n_features)` features are considered at each split.
  - If “sqrt”, then `max_features=sqrt(n_features)`.
  - If “log2”, then `max_features=log2(n_features)`.
  - If *None*, then `max_features = n_features`.

The search for a split does not stop until at least one valid partition of the node samples is found, even if it requires to effectively inspect more than `max_features` features.

- **max\_depth** (*int*) – The maximum depth of the tree. Defaults to 6.
- **min\_samples\_split** (*int* or *float*) – The minimum number of samples required to split an internal node:

- If int, then consider `min_samples_split` as the minimum number.
- If float, then `min_samples_split` is a fraction and `ceil(min_samples_split * n_samples)` are the minimum number of samples for each split.
- **2. (Defaults to) –**
- **`min_weight_fraction_leaf` (*float*)** – The minimum weighted fraction of the sum total of weights (of all the input samples) required to be at a leaf node. Defaults to 0.0.
- **`n_jobs` (*int or None*)** – Number of jobs to run in parallel. -1 uses all processes. Defaults to -1.
- **`random_seed` (*int*)** – Seed for the random number generator. Defaults to 0.

#### Attributes

<b>hyper-parameter_ranges</b>	{ “n_estimators”: Integer(10, 1000), “max_features”: [“sqrt”, “log2”], “max_depth”: Integer(4, 10), }
<b>is_multiseries</b>	False
<b>model_family</b>	ModelFamily.EXTRA_TREES
<b>modifies_features</b>	True
<b>modifies_target</b>	False
<b>name</b>	Extra Trees Classifier
<b>supported_problem_types</b>	[ ProblemTypes.BINARY, ProblemTypes.MULTICLASS, ProblemTypes.TIME_SERIES_BINARY, ProblemTypes.TIME_SERIES_MULTICLASS, ]
<b>training_only</b>	False

#### Methods

<i><a href="#">clone</a></i>	Constructs a new component with the same parameters and random state.
<i><a href="#">default_parameters</a></i>	Returns the default parameters for this component.
<i><a href="#">describe</a></i>	Describe a component and its parameters.
<i><a href="#">feature_importance</a></i>	Returns importance associated with each feature.
<i><a href="#">fit</a></i>	Fits estimator to data.
<i><a href="#">get_prediction_intervals</a></i>	Find the prediction intervals using the fitted regressor.
<i><a href="#">load</a></i>	Loads component at file path.
<i><a href="#">needs_fitting</a></i>	Returns boolean determining if component needs fitting before calling predict, predict_proba, transform, or feature_importances.
<i><a href="#">parameters</a></i>	Returns the parameters which were used to initialize the component.
<i><a href="#">predict</a></i>	Make predictions using selected features.
<i><a href="#">predict_proba</a></i>	Make probability estimates for labels.
<i><a href="#">save</a></i>	Saves component at file path.
<i><a href="#">update_parameters</a></i>	Updates the parameter dictionary of the component.

#### **`clone(self)`**

Constructs a new component with the same parameters and random state.



**Returns** A new instance of this component with identical parameters and random state.

**default\_parameters**(*cls*)

Returns the default parameters for this component.

Our convention is that `Component.default_parameters == Component().parameters`.

**Returns** Default parameters for this component.

**Return type** dict

**describe**(*self*, *print\_name=False*, *return\_dict=False*)

Describe a component and its parameters.

**Parameters**

- **print\_name** (*bool*, *optional*) – whether to print name of component
- **return\_dict** (*bool*, *optional*) – whether to return description as dictionary in the format {"name": name, "parameters": parameters}

**Returns** Returns dictionary if *return\_dict* is True, else None.

**Return type** None or dict

**property feature\_importance**(*self*) → pandas.Series

Returns importance associated with each feature.

**Returns** Importance associated with each feature.

**Return type** np.ndarray

**Raises MethodPropertyNotFoundError** – If estimator does not have a *feature\_importance* method or a *component\_obj* that implements *feature\_importance*.

**fit**(*self*, *X: pandas.DataFrame*, *y: Optional[pandas.Series] = None*)

Fits estimator to data.

**Parameters**

- **X** (*pd.DataFrame*) – The input training data of shape [n\_samples, n\_features].
- **y** (*pd.Series*, *optional*) – The target training data of length [n\_samples].

**Returns** self

**get\_prediction\_intervals**(*self*, *X: pandas.DataFrame*, *y: Optional[pandas.Series] = None*, *coverage: List[float] = None*, *predictions: pandas.Series = None*) → Dict[str, pandas.Series]

Find the prediction intervals using the fitted regressor.

This function takes the predictions of the fitted estimator and calculates the rolling standard deviation across all predictions using a window size of 5. The lower and upper predictions are determined by taking the percent point (quantile) function of the lower tail probability at each bound multiplied by the rolling standard deviation.

**Parameters**

- **X** (*pd.DataFrame*) – Data of shape [n\_samples, n\_features].
- **y** (*pd.Series*) – Target data. Ignored.
- **coverage** (*list[float]*) – A list of floats between the values 0 and 1 that the upper and lower bounds of the prediction interval should be calculated for.

- **predictions** (*pd.Series*) – Optional list of predictions to use. If None, will generate predictions using *X*.

**Returns** Prediction intervals, keys are in the format {coverage}\_lower or {coverage}\_upper.

**Return type** dict

**Raises** **MethodPropertyNotFoundError** – If the estimator does not support Time Series Regression as a problem type.

**static load**(*file\_path*)

Loads component at file path.

**Parameters** **file\_path** (*str*) – Location to load file.

**Returns** ComponentBase object

**needs\_fitting**(*self*)

Returns boolean determining if component needs fitting before calling predict, predict\_proba, transform, or feature\_importances.

This can be overridden to False for components that do not need to be fit or whose fit methods do nothing.

**Returns** True.

**property parameters**(*self*)

Returns the parameters which were used to initialize the component.

**predict**(*self, X: pandas.DataFrame*) → *pandas.Series*

Make predictions using selected features.

**Parameters** **X** (*pd.DataFrame*) – Data of shape [n\_samples, n\_features].

**Returns** Predicted values.

**Return type** *pd.Series*

**Raises** **MethodPropertyNotFoundError** – If estimator does not have a predict method or a component\_obj that implements predict.

**predict\_proba**(*self, X: pandas.DataFrame*) → *pandas.Series*

Make probability estimates for labels.

**Parameters** **X** (*pd.DataFrame*) – Features.

**Returns** Probability estimates.

**Return type** *pd.Series*

**Raises** **MethodPropertyNotFoundError** – If estimator does not have a predict\_proba method or a component\_obj that implements predict\_proba.

**save**(*self, file\_path, pickle\_protocol=cloudpickle.DEFAULT\_PROTOCOL*)

Saves component at file path.

**Parameters**

- **file\_path** (*str*) – Location to save file.
- **pickle\_protocol** (*int*) – The pickle data stream format.

**update\_parameters**(*self, update\_dict, reset\_fit=True*)

Updates the parameter dictionary of the component.

**Parameters**

- **update\_dict** (*dict*) – A dict of parameters to update.
- **reset\_fit** (*bool*, *optional*) – If True, will set *\_is\_fitted* to False.

```
class evalml.pipelines.components.estimators.ExtraTreesRegressor(n_estimators: int = 100,
                                                                max_features: str = 'sqrt',
                                                                max_depth: int = 6,
                                                                min_samples_split: int = 2,
                                                                min_weight_fraction_leaf: float
                                                                = 0.0, n_jobs: int = - 1,
                                                                random_seed: Union[int, float]
                                                                = 0, **kwargs)
```

Extra Trees Regressor.

#### Parameters

- **n\_estimators** (*float*) – The number of trees in the forest. Defaults to 100.
- **max\_features** (*int*, *float* or *{'sqrt', 'log2'}*) – The number of features to consider when looking for the best split:
  - If *int*, then consider *max\_features* features at each split.
  - If *float*, then *max\_features* is a fraction and *int(max\_features \* n\_features)* features are considered at each split.
  - If “sqrt”, then *max\_features*=*sqrt(n\_features)*.
  - If “log2”, then *max\_features*=*log2(n\_features)*.
  - If *None*, then *max\_features* = *n\_features*.

The search for a split does not stop until at least one valid partition of the node samples is found, even if it requires to effectively inspect more than *max\_features* features.

- **max\_depth** (*int*) – The maximum depth of the tree. Defaults to 6.
- **min\_samples\_split** (*int* or *float*) – The minimum number of samples required to split an internal node:
  - If *int*, then consider *min\_samples\_split* as the minimum number.
  - If *float*, then *min\_samples\_split* is a fraction and *ceil(min\_samples\_split \* n\_samples)* are the minimum number of samples for each split.
- **2. (Defaults to) –**
- **min\_weight\_fraction\_leaf** (*float*) – The minimum weighted fraction of the sum total of weights (of all the input samples) required to be at a leaf node. Defaults to 0.0.
- **n\_jobs** (*int* or *None*) – Number of jobs to run in parallel. -1 uses all processes. Defaults to -1.
- **random\_seed** (*int*) – Seed for the random number generator. Defaults to 0.

#### Attributes

<b>hyper-parameter_ranges</b>	{ "n_estimators": Integer(10, 1000), "max_features": ["sqrt", "log2"], "max_depth": Integer(4, 10), }
<b>is_multiseries</b>	False
<b>model_family</b>	ModelFamily.EXTRA_TREES
<b>modifies_features</b>	True
<b>modifies_target</b>	False
<b>name</b>	Extra Trees Regressor
<b>supported_problem_types</b>	[ ProblemTypes.REGRESSION, ProblemTypes.TIME_SERIES_REGRESSION, ]
<b>training_only</b>	False

## Methods

<i>clone</i>	Constructs a new component with the same parameters and random state.
<i>default_parameters</i>	Returns the default parameters for this component.
<i>describe</i>	Describe a component and its parameters.
<i>feature_importance</i>	Returns importance associated with each feature.
<i>fit</i>	Fits estimator to data.
<i>get_prediction_intervals</i>	Find the prediction intervals using the fitted Extra-TreesRegressor.
<i>load</i>	Loads component at file path.
<i>needs_fitting</i>	Returns boolean determining if component needs fitting before calling predict, predict_proba, transform, or feature_importances.
<i>parameters</i>	Returns the parameters which were used to initialize the component.
<i>predict</i>	Make predictions using selected features.
<i>predict_proba</i>	Make probability estimates for labels.
<i>save</i>	Saves component at file path.
<i>update_parameters</i>	Updates the parameter dictionary of the component.

### **clone**(*self*)

Constructs a new component with the same parameters and random state.

**Returns** A new instance of this component with identical parameters and random state.

### **default\_parameters**(*cls*)

Returns the default parameters for this component.

Our convention is that `Component.default_parameters == Component().parameters`.

**Returns** Default parameters for this component.

**Return type** dict

### **describe**(*self*, *print\_name=False*, *return\_dict=False*)

Describe a component and its parameters.

**Parameters**

- **print\_name** (*bool*, *optional*) – whether to print name of component
- **return\_dict** (*bool*, *optional*) – whether to return description as dictionary in the format {"name": name, "parameters": parameters}

**Returns** Returns dictionary if return\_dict is True, else None.

**Return type** None or dict

**property feature\_importance**(*self*) → pandas.Series

Returns importance associated with each feature.

**Returns** Importance associated with each feature.

**Return type** np.ndarray

**Raises MethodPropertyNotFoundError** – If estimator does not have a feature\_importance method or a component\_obj that implements feature\_importance.

**fit**(*self*, *X*: pandas.DataFrame, *y*: Optional[pandas.Series] = None)

Fits estimator to data.

**Parameters**

- **X** (*pd.DataFrame*) – The input training data of shape [n\_samples, n\_features].
- **y** (*pd.Series*, *optional*) – The target training data of length [n\_samples].

**Returns** self

**get\_prediction\_intervals**(*self*, *X*: pandas.DataFrame, *y*: Optional[pandas.Series] = None, *coverage*: List[float] = None, *predictions*: pandas.Series = None) → Dict[str, pandas.Series]

Find the prediction intervals using the fitted ExtraTreesRegressor.

**Parameters**

- **X** (*pd.DataFrame*) – Data of shape [n\_samples, n\_features].
- **y** (*pd.Series*) – Target data. Optional.
- **coverage** (*list[float]*) – A list of floats between the values 0 and 1 that the upper and lower bounds of the prediction interval should be calculated for.
- **predictions** (*pd.Series*) – Optional list of predictions to use. If None, will generate predictions using X.

**Returns** Prediction intervals, keys are in the format {coverage}\_lower or {coverage}\_upper.

**Return type** dict

**static load**(*file\_path*)

Loads component at file path.

**Parameters** **file\_path** (*str*) – Location to load file.

**Returns** ComponentBase object

**needs\_fitting**(*self*)

Returns boolean determining if component needs fitting before calling predict, predict\_proba, transform, or feature\_importances.

This can be overridden to False for components that do not need to be fit or whose fit methods do nothing.

**Returns** True.

**property** `parameters(self)`

Returns the parameters which were used to initialize the component.

**predict**(*self*, *X*: *pandas.DataFrame*) → *pandas.Series*

Make predictions using selected features.

**Parameters** *X* (*pd.DataFrame*) – Data of shape [n\_samples, n\_features].

**Returns** Predicted values.

**Return type** *pd.Series*

**Raises** **MethodPropertyNotFoundError** – If estimator does not have a predict method or a component\_obj that implements predict.

**predict\_proba**(*self*, *X*: *pandas.DataFrame*) → *pandas.Series*

Make probability estimates for labels.

**Parameters** *X* (*pd.DataFrame*) – Features.

**Returns** Probability estimates.

**Return type** *pd.Series*

**Raises** **MethodPropertyNotFoundError** – If estimator does not have a predict\_proba method or a component\_obj that implements predict\_proba.

**save**(*self*, *file\_path*, *pickle\_protocol*=*cloudpickle.DEFAULT\_PROTOCOL*)

Saves component at file path.

**Parameters**

- **file\_path** (*str*) – Location to save file.
- **pickle\_protocol** (*int*) – The pickle data stream format.

**update\_parameters**(*self*, *update\_dict*, *reset\_fit*=*True*)

Updates the parameter dictionary of the component.

**Parameters**

- **update\_dict** (*dict*) – A dict of parameters to update.
- **reset\_fit** (*bool*, *optional*) – If True, will set *\_is\_fitted* to False.

```
class evalml.pipelines.components.estimators.KNeighborsClassifier(n_neighbors=5,  
                                                                weights='uniform',  
                                                                algorithm='auto',  
                                                                leaf_size=30, p=2,  
                                                                random_seed=0, **kwargs)
```

K-Nearest Neighbors Classifier.

**Parameters**

- **n\_neighbors** (*int*) – Number of neighbors to use by default. Defaults to 5.
- **weights** ({*'uniform'*, *'distance'*} or *callable*) – Weight function used in prediction. Can be:
  - *'uniform'* : uniform weights. All points in each neighborhood are weighted equally.
  - *'distance'* : weight points by the inverse of their distance. in this case, closer neighbors of a query point will have a greater influence than neighbors which are further away.

- [callable] : a user-defined function which accepts an array of distances, and returns an array of the same shape containing the weights.

Defaults to “uniform”.

- **algorithm** ({‘auto’, ‘ball\_tree’, ‘kd\_tree’, ‘brute’}) – Algorithm used to compute the nearest neighbors:
  - ‘ball\_tree’ will use BallTree
  - ‘kd\_tree’ will use KDTree
  - ‘brute’ will use a brute-force search.

‘auto’ will attempt to decide the most appropriate algorithm based on the values passed to fit method. Defaults to “auto”. Note: fitting on sparse input will override the setting of this parameter, using brute force.
- **leaf\_size** (int) – Leaf size passed to BallTree or KDTree. This can affect the speed of the construction and query, as well as the memory required to store the tree. The optimal value depends on the nature of the problem. Defaults to 30.
- **p** (int) – Power parameter for the Minkowski metric. When  $p = 1$ , this is equivalent to using manhattan\_distance (l1), and euclidean\_distance (l2) for  $p = 2$ . For arbitrary  $p$ , minkowski\_distance (l\_p) is used. Defaults to 2.
- **random\_seed** (int) – Seed for the random number generator. Defaults to 0.

#### Attributes

<b>hyper-parameter_ranges</b>	{ “n_neighbors”: Integer(2, 12), “weights”: [“uniform”, “distance”], “algorithm”: [“auto”, “ball_tree”, “kd_tree”, “brute”], “leaf_size”: Integer(10, 30), “p”: Integer(1, 5), }
<b>is_multiseries</b>	False
<b>model_family</b>	ModelFamily.K_NEIGHBORS
<b>modifies_features</b>	True
<b>modifies_target</b>	False
<b>name</b>	KNN Classifier
<b>supported_problem_types</b>	[ ProblemTypes.BINARY, ProblemTypes.MULTICLASS, ProblemTypes.TIME_SERIES_BINARY, ProblemTypes.TIME_SERIES_MULTICLASS, ]
<b>training_only</b>	False

#### Methods

<code>clone</code>	Constructs a new component with the same parameters and random state.
<code>default_parameters</code>	Returns the default parameters for this component.
<code>describe</code>	Describe a component and its parameters.
<code>feature_importance</code>	Returns array of 0's matching the input number of features as <code>feature_importance</code> is not defined for KNN classifiers.
<code>fit</code>	Fits estimator to data.
<code>get_prediction_intervals</code>	Find the prediction intervals using the fitted regressor.
<code>load</code>	Loads component at file path.
<code>needs_fitting</code>	Returns boolean determining if component needs fitting before calling <code>predict</code> , <code>predict_proba</code> , <code>transform</code> , or <code>feature_importances</code> .
<code>parameters</code>	Returns the parameters which were used to initialize the component.
<code>predict</code>	Make predictions using selected features.
<code>predict_proba</code>	Make probability estimates for labels.
<code>save</code>	Saves component at file path.
<code>update_parameters</code>	Updates the parameter dictionary of the component.

**clone**(*self*)

Constructs a new component with the same parameters and random state.

**Returns** A new instance of this component with identical parameters and random state.

**default\_parameters**(*cls*)

Returns the default parameters for this component.

Our convention is that `Component.default_parameters == Component().parameters`.

**Returns** Default parameters for this component.

**Return type** dict

**describe**(*self*, *print\_name=False*, *return\_dict=False*)

Describe a component and its parameters.

**Parameters**

- **print\_name** (*bool*, *optional*) – whether to print name of component
- **return\_dict** (*bool*, *optional*) – whether to return description as dictionary in the format {"name": name, "parameters": parameters}

**Returns** Returns dictionary if `return_dict` is True, else None.

**Return type** None or dict

**property feature\_importance**(*self*)

Returns array of 0's matching the input number of features as `feature_importance` is not defined for KNN classifiers.

**fit**(*self*, *X: pandas.DataFrame*, *y: Optional[pandas.Series] = None*)

Fits estimator to data.

**Parameters**

- **X** (*pd.DataFrame*) – The input training data of shape [n\_samples, n\_features].



- **y** (*pd.Series*, *optional*) – The target training data of length [n\_samples].

**Returns** self

**get\_prediction\_intervals**(*self*, *X*: *pandas.DataFrame*, *y*: *Optional[pandas.Series]* = *None*, *coverage*: *List[float]* = *None*, *predictions*: *pandas.Series* = *None*) → *Dict[str, pandas.Series]*

Find the prediction intervals using the fitted regressor.

This function takes the predictions of the fitted estimator and calculates the rolling standard deviation across all predictions using a window size of 5. The lower and upper predictions are determined by taking the percent point (quantile) function of the lower tail probability at each bound multiplied by the rolling standard deviation.

**Parameters**

- **X** (*pd.DataFrame*) – Data of shape [n\_samples, n\_features].
- **y** (*pd.Series*) – Target data. Ignored.
- **coverage** (*list[float]*) – A list of floats between the values 0 and 1 that the upper and lower bounds of the prediction interval should be calculated for.
- **predictions** (*pd.Series*) – Optional list of predictions to use. If *None*, will generate predictions using *X*.

**Returns** Prediction intervals, keys are in the format {coverage}\_lower or {coverage}\_upper.

**Return type** dict

**Raises** **MethodPropertyNotFoundError** – If the estimator does not support Time Series Regression as a problem type.

**static load**(*file\_path*)

Loads component at file path.

**Parameters** **file\_path** (*str*) – Location to load file.

**Returns** ComponentBase object

**needs\_fitting**(*self*)

Returns boolean determining if component needs fitting before calling predict, predict\_proba, transform, or feature\_importances.

This can be overridden to False for components that do not need to be fit or whose fit methods do nothing.

**Returns** True.

**property parameters**(*self*)

Returns the parameters which were used to initialize the component.

**predict**(*self*, *X*: *pandas.DataFrame*) → *pandas.Series*

Make predictions using selected features.

**Parameters** **X** (*pd.DataFrame*) – Data of shape [n\_samples, n\_features].

**Returns** Predicted values.

**Return type** *pd.Series*

**predict\_proba**(*self*, *X*: *pandas.DataFrame*) → *pandas.Series*

Make probability estimates for labels.

**Parameters** **X** (*pd.DataFrame*) – Features.

**Returns** Probability estimates.

**Return type** `pd.Series`

**save**(*self*, *file\_path*, *pickle\_protocol=cloudpickle.DEFAULT\_PROTOCOL*)

Saves component at file path.

**Parameters**

- **file\_path** (*str*) – Location to save file.
- **pickle\_protocol** (*int*) – The pickle data stream format.

**update\_parameters**(*self*, *update\_dict*, *reset\_fit=True*)

Updates the parameter dictionary of the component.

**Parameters**

- **update\_dict** (*dict*) – A dict of parameters to update.
- **reset\_fit** (*bool*, *optional*) – If True, will set `_is_fitted` to False.

```
class evalml.pipelines.components.estimators.LightGBMClassifier(boosting_type='gbdt',
                                                             learning_rate=0.1,
                                                             n_estimators=100,
                                                             max_depth=0, num_leaves=31,
                                                             min_child_samples=20,
                                                             bagging_fraction=0.9,
                                                             bagging_freq=0, n_jobs=-1,
                                                             random_seed=0, **kwargs)
```

LightGBM Classifier.

**Parameters**

- **boosting\_type** (*string*) – Type of boosting to use. Defaults to “gbdt”. - ‘gbdt’ uses traditional Gradient Boosting Decision Tree - “dart”, uses Dropouts meet Multiple Additive Regression Trees - “goss”, uses Gradient-based One-Side Sampling - “rf”, uses Random Forest
- **learning\_rate** (*float*) – Boosting learning rate. Defaults to 0.1.
- **n\_estimators** (*int*) – Number of boosted trees to fit. Defaults to 100.
- **max\_depth** (*int*) – Maximum tree depth for base learners,  $\leq 0$  means no limit. Defaults to 0.
- **num\_leaves** (*int*) – Maximum tree leaves for base learners. Defaults to 31.
- **min\_child\_samples** (*int*) – Minimum number of data needed in a child (leaf). Defaults to 20.
- **bagging\_fraction** (*float*) – LightGBM will randomly select a subset of features on each iteration (tree) without resampling if this is smaller than 1.0. For example, if set to 0.8, LightGBM will select 80% of features before training each tree. This can be used to speed up training and deal with overfitting. Defaults to 0.9.
- **bagging\_freq** (*int*) – Frequency for bagging. 0 means bagging is disabled. k means perform bagging at every k iteration. Every k-th iteration, LightGBM will randomly select `bagging_fraction * 100 %` of the data to use for the next k iterations. Defaults to 0.
- **n\_jobs** (*int or None*) – Number of threads to run in parallel. -1 uses all threads. Defaults to -1.
- **random\_seed** (*int*) – Seed for the random number generator. Defaults to 0.

## Attributes

<b>hyper-parameter_ranges</b>	{ "learning_rate": Real(0.000001, 1), "boosting_type": ["gbdt", "dart", "goss", "rf"], "n_estimators": Integer(10, 100), "max_depth": Integer(0, 10), "num_leaves": Integer(2, 100), "min_child_samples": Integer(1, 100), "bagging_fraction": Real(0.000001, 1), "bagging_freq": Integer(0, 1), }
<b>is_multiseries</b>	False
<b>model_family</b>	ModelFamily.LIGHTGBM
<b>modifies_features</b>	True
<b>modifies_target</b>	False
<b>name</b>	LightGBM Classifier
<b>SEED_MAX</b>	SEED_BOUNDS.max_bound
<b>SEED_MIN</b>	0
<b>supported_problem_types</b>	[ ProblemTypes.BINARY, ProblemTypes.MULTICLASS, ProblemTypes.TIME_SERIES_BINARY, ProblemTypes.TIME_SERIES_MULTICLASS, ]
<b>training_only</b>	False

## Methods

<i>clone</i>	Constructs a new component with the same parameters and random state.
<i>default_parameters</i>	Returns the default parameters for this component.
<i>describe</i>	Describe a component and its parameters.
<i>feature_importance</i>	Returns importance associated with each feature.
<i>fit</i>	Fits LightGBM classifier component to data.
<i>get_prediction_intervals</i>	Find the prediction intervals using the fitted regressor.
<i>load</i>	Loads component at file path.
<i>needs_fitting</i>	Returns boolean determining if component needs fitting before calling predict, predict_proba, transform, or feature_importances.
<i>parameters</i>	Returns the parameters which were used to initialize the component.
<i>predict</i>	Make predictions using the fitted LightGBM classifier.
<i>predict_proba</i>	Make prediction probabilities using the fitted LightGBM classifier.
<i>save</i>	Saves component at file path.
<i>update_parameters</i>	Updates the parameter dictionary of the component.

**clone(self)**

Constructs a new component with the same parameters and random state.

**Returns** A new instance of this component with identical parameters and random state.

**default\_parameters(cls)**

Returns the default parameters for this component.

Our convention is that `Component.default_parameters == Component().parameters`.

**Returns** Default parameters for this component.

**Return type** dict

**describe**(*self*, *print\_name=False*, *return\_dict=False*)

Describe a component and its parameters.

**Parameters**

- **print\_name** (*bool*, *optional*) – whether to print name of component
- **return\_dict** (*bool*, *optional*) – whether to return description as dictionary in the format {"name": name, "parameters": parameters}

**Returns** Returns dictionary if return\_dict is True, else None.

**Return type** None or dict

**property feature\_importance**(*self*) → pandas.Series

Returns importance associated with each feature.

**Returns** Importance associated with each feature.

**Return type** np.ndarray

**Raises MethodPropertyNotFoundError** – If estimator does not have a feature\_importance method or a component\_obj that implements feature\_importance.

**fit**(*self*, *X*, *y=None*)

Fits LightGBM classifier component to data.

**Parameters**

- **X** (*pd.DataFrame*) – The input training data of shape [n\_samples, n\_features].
- **y** (*pd.Series*) – The target training data of length [n\_samples].

**Returns** self

**get\_prediction\_intervals**(*self*, *X: pandas.DataFrame*, *y: Optional[pandas.Series] = None*, *coverage: List[float] = None*, *predictions: pandas.Series = None*) → Dict[str, pandas.Series]

Find the prediction intervals using the fitted regressor.

This function takes the predictions of the fitted estimator and calculates the rolling standard deviation across all predictions using a window size of 5. The lower and upper predictions are determined by taking the percent point (quantile) function of the lower tail probability at each bound multiplied by the rolling standard deviation.

**Parameters**

- **X** (*pd.DataFrame*) – Data of shape [n\_samples, n\_features].
- **y** (*pd.Series*) – Target data. Ignored.
- **coverage** (*list[float]*) – A list of floats between the values 0 and 1 that the upper and lower bounds of the prediction interval should be calculated for.
- **predictions** (*pd.Series*) – Optional list of predictions to use. If None, will generate predictions using X.

**Returns** Prediction intervals, keys are in the format {coverage}\_lower or {coverage}\_upper.

**Return type** dict

**Raises MethodPropertyNotFoundError** – If the estimator does not support Time Series Regression as a problem type.

**static load**(*file\_path*)

Loads component at file path.

**Parameters** **file\_path** (*str*) – Location to load file.

**Returns** ComponentBase object

**needs\_fitting**(*self*)

Returns boolean determining if component needs fitting before calling predict, predict\_proba, transform, or feature\_importances.

This can be overridden to False for components that do not need to be fit or whose fit methods do nothing.

**Returns** True.

**property parameters**(*self*)

Returns the parameters which were used to initialize the component.

**predict**(*self*, *X*)

Make predictions using the fitted LightGBM classifier.

**Parameters** **X** (*pd.DataFrame*) – Data of shape [n\_samples, n\_features].

**Returns** Predicted values.

**Return type** pd.DataFrame

**predict\_proba**(*self*, *X*)

Make prediction probabilities using the fitted LightGBM classifier.

**Parameters** **X** (*pd.DataFrame*) – Data of shape [n\_samples, n\_features].

**Returns** Predicted probability values.

**Return type** pd.DataFrame

**save**(*self*, *file\_path*, *pickle\_protocol=cloudpickle.DEFAULT\_PROTOCOL*)

Saves component at file path.

**Parameters**

- **file\_path** (*str*) – Location to save file.
- **pickle\_protocol** (*int*) – The pickle data stream format.

**update\_parameters**(*self*, *update\_dict*, *reset\_fit=True*)

Updates the parameter dictionary of the component.

**Parameters**

- **update\_dict** (*dict*) – A dict of parameters to update.
- **reset\_fit** (*bool*, *optional*) – If True, will set *\_is\_fitted* to False.

```
class evalml.pipelines.components.estimators.LightGBMRegressor(boosting_type='gbdt',
                                                             learning_rate=0.1,
                                                             n_estimators=20, max_depth=0,
                                                             num_leaves=31,
                                                             min_child_samples=20,
                                                             bagging_fraction=0.9,
                                                             bagging_freq=0, n_jobs=- 1,
                                                             random_seed=0, **kwargs)
```

LightGBM Regressor.

### Parameters

- **boosting\_type** (*string*) – Type of boosting to use. Defaults to “gbdt”. - ‘gbdt’ uses traditional Gradient Boosting Decision Tree - “dart”, uses Dropouts meet Multiple Additive Regression Trees - “goss”, uses Gradient-based One-Side Sampling - “rf”, uses Random Forest
- **learning\_rate** (*float*) – Boosting learning rate. Defaults to 0.1.
- **n\_estimators** (*int*) – Number of boosted trees to fit. Defaults to 100.
- **max\_depth** (*int*) – Maximum tree depth for base learners, <=0 means no limit. Defaults to 0.
- **num\_leaves** (*int*) – Maximum tree leaves for base learners. Defaults to 31.
- **min\_child\_samples** (*int*) – Minimum number of data needed in a child (leaf). Defaults to 20.
- **bagging\_fraction** (*float*) – LightGBM will randomly select a subset of features on each iteration (tree) without resampling if this is smaller than 1.0. For example, if set to 0.8, LightGBM will select 80% of features before training each tree. This can be used to speed up training and deal with overfitting. Defaults to 0.9.
- **bagging\_freq** (*int*) – Frequency for bagging. 0 means bagging is disabled. k means perform bagging at every k iteration. Every k-th iteration, LightGBM will randomly select `bagging_fraction * 100 %` of the data to use for the next k iterations. Defaults to 0.
- **n\_jobs** (*int or None*) – Number of threads to run in parallel. -1 uses all threads. Defaults to -1.
- **random\_seed** (*int*) – Seed for the random number generator. Defaults to 0.

### Attributes

<b>hyper-parameter_ranges</b>	{ “learning_rate”: Real(0.000001, 1), “boosting_type”: [“gbdt”, “dart”, “goss”, “rf”], “n_estimators”: Integer(10, 100), “max_depth”: Integer(0, 10), “num_leaves”: Integer(2, 100), “min_child_samples”: Integer(1, 100), “bagging_fraction”: Real(0.000001, 1), “bagging_freq”: Integer(0, 1),}
<b>is_multiseries</b>	False
<b>model_family</b>	ModelFamily.LIGHTGBM
<b>modifies_features</b>	True
<b>modifies_target</b>	False
<b>name</b>	LightGBM Regressor
<b>SEED_MAX</b>	SEED_BOUNDS.max_bound
<b>SEED_MIN</b>	0
<b>supported_problem_types</b>	[ProblemTypes.REGRESSION]
<b>training_only</b>	False

### Methods

<code>clone</code>	Constructs a new component with the same parameters and random state.
<code>default_parameters</code>	Returns the default parameters for this component.
<code>describe</code>	Describe a component and its parameters.
<code>feature_importance</code>	Returns importance associated with each feature.
<code>fit</code>	Fits LightGBM regressor to data.
<code>get_prediction_intervals</code>	Find the prediction intervals using the fitted regressor.
<code>load</code>	Loads component at file path.
<code>needs_fitting</code>	Returns boolean determining if component needs fitting before calling predict, predict_proba, transform, or feature_importances.
<code>parameters</code>	Returns the parameters which were used to initialize the component.
<code>predict</code>	Make predictions using fitted LightGBM regressor.
<code>predict_proba</code>	Make probability estimates for labels.
<code>save</code>	Saves component at file path.
<code>update_parameters</code>	Updates the parameter dictionary of the component.

**clone(self)**

Constructs a new component with the same parameters and random state.

**Returns** A new instance of this component with identical parameters and random state.

**default\_parameters(cls)**

Returns the default parameters for this component.

Our convention is that `Component.default_parameters == Component().parameters`.

**Returns** Default parameters for this component.

**Return type** dict

**describe(self, print\_name=False, return\_dict=False)**

Describe a component and its parameters.

**Parameters**

- **print\_name** (*bool, optional*) – whether to print name of component
- **return\_dict** (*bool, optional*) – whether to return description as dictionary in the format {"name": name, "parameters": parameters}

**Returns** Returns dictionary if return\_dict is True, else None.

**Return type** None or dict

**property feature\_importance(self) → pandas.Series**

Returns importance associated with each feature.

**Returns** Importance associated with each feature.

**Return type** np.ndarray

**Raises** **MethodPropertyNotFoundError** – If estimator does not have a `feature_importance` method or a `component_obj` that implements `feature_importance`.

**fit(self, X, y=None)**

Fits LightGBM regressor to data.

**Parameters**

- **X** (*pd.DataFrame*) – The input training data of shape [n\_samples, n\_features].
- **y** (*pd.Series*) – The target training data of length [n\_samples].

**Returns** self

**get\_prediction\_intervals**(*self*, *X*: *pandas.DataFrame*, *y*: *Optional[pandas.Series] = None*, *coverage*: *List[float] = None*, *predictions*: *pandas.Series = None*) → Dict[str, *pandas.Series*]

Find the prediction intervals using the fitted regressor.

This function takes the predictions of the fitted estimator and calculates the rolling standard deviation across all predictions using a window size of 5. The lower and upper predictions are determined by taking the percent point (quantile) function of the lower tail probability at each bound multiplied by the rolling standard deviation.

**Parameters**

- **X** (*pd.DataFrame*) – Data of shape [n\_samples, n\_features].
- **y** (*pd.Series*) – Target data. Ignored.
- **coverage** (*list[float]*) – A list of floats between the values 0 and 1 that the upper and lower bounds of the prediction interval should be calculated for.
- **predictions** (*pd.Series*) – Optional list of predictions to use. If None, will generate predictions using X.

**Returns** Prediction intervals, keys are in the format {coverage}\_lower or {coverage}\_upper.

**Return type** dict

**Raises** **MethodPropertyNotFoundError** – If the estimator does not support Time Series Regression as a problem type.

**static load**(*file\_path*)

Loads component at file path.

**Parameters** **file\_path** (*str*) – Location to load file.

**Returns** ComponentBase object

**needs\_fitting**(*self*)

Returns boolean determining if component needs fitting before calling predict, predict\_proba, transform, or feature\_importances.

This can be overridden to False for components that do not need to be fit or whose fit methods do nothing.

**Returns** True.

**property parameters**(*self*)

Returns the parameters which were used to initialize the component.

**predict**(*self*, *X*)

Make predictions using fitted LightGBM regressor.

**Parameters** **X** (*pd.DataFrame*) – Data of shape [n\_samples, n\_features].

**Returns** Predicted values.

**Return type** *pd.Series*



**predict\_proba**(*self*, *X*: *pandas.DataFrame*) → *pandas.Series*

Make probability estimates for labels.

**Parameters** *X* (*pd.DataFrame*) – Features.

**Returns** Probability estimates.

**Return type** *pd.Series*

**Raises** **MethodPropertyNotFoundError** – If estimator does not have a `predict_proba` method or a `component_obj` that implements `predict_proba`.

**save**(*self*, *file\_path*, *pickle\_protocol=cloudpickle.DEFAULT\_PROTOCOL*)

Saves component at file path.

**Parameters**

- **file\_path** (*str*) – Location to save file.
- **pickle\_protocol** (*int*) – The pickle data stream format.

**update\_parameters**(*self*, *update\_dict*, *reset\_fit=True*)

Updates the parameter dictionary of the component.

**Parameters**

- **update\_dict** (*dict*) – A dict of parameters to update.
- **reset\_fit** (*bool*, *optional*) – If True, will set `_is_fitted` to False.

**class** `evalml.pipelines.components.estimators.LinearRegressor`(*fit\_intercept=True*, *n\_jobs=-1*, *random\_seed=0*, *\*\*kwargs*)

Linear Regressor.

**Parameters**

- **fit\_intercept** (*boolean*) – Whether to calculate the intercept for this model. If set to False, no intercept will be used in calculations (i.e. data is expected to be centered). Defaults to True.
- **n\_jobs** (*int* or *None*) – Number of jobs to run in parallel. -1 uses all threads. Defaults to -1.
- **random\_seed** (*int*) – Seed for the random number generator. Defaults to 0.

**Attributes**

<b>hyper-parameter_ranges</b>	{ "fit_intercept": [True, False], }
<b>is_multiseries</b>	False
<b>model_family</b>	ModelFamily.LINEAR_MODEL
<b>modifies_features</b>	True
<b>modifies_target</b>	False
<b>name</b>	Linear Regressor
<b>supported_problem_types</b>	[ ProblemTypes.REGRESSION, ProblemTypes.TIME_SERIES_REGRESSION, ]
<b>training_only</b>	False

## Methods

<code>clone</code>	Constructs a new component with the same parameters and random state.
<code>default_parameters</code>	Returns the default parameters for this component.
<code>describe</code>	Describe a component and its parameters.
<code>feature_importance</code>	Feature importance for fitted linear regressor.
<code>fit</code>	Fits estimator to data.
<code>get_prediction_intervals</code>	Find the prediction intervals using the fitted regressor.
<code>load</code>	Loads component at file path.
<code>needs_fitting</code>	Returns boolean determining if component needs fitting before calling predict, predict_proba, transform, or feature_importances.
<code>parameters</code>	Returns the parameters which were used to initialize the component.
<code>predict</code>	Make predictions using selected features.
<code>predict_proba</code>	Make probability estimates for labels.
<code>save</code>	Saves component at file path.
<code>update_parameters</code>	Updates the parameter dictionary of the component.

### `clone(self)`

Constructs a new component with the same parameters and random state.

**Returns** A new instance of this component with identical parameters and random state.

### `default_parameters(cls)`

Returns the default parameters for this component.

Our convention is that `Component.default_parameters == Component().parameters`.

**Returns** Default parameters for this component.

**Return type** dict

### `describe(self, print_name=False, return_dict=False)`

Describe a component and its parameters.

#### Parameters

- **print\_name** (*bool, optional*) – whether to print name of component
- **return\_dict** (*bool, optional*) – whether to return description as dictionary in the format {"name": name, "parameters": parameters}

**Returns** Returns dictionary if `return_dict` is `True`, else `None`.

**Return type** None or dict

### `property feature_importance(self)`

Feature importance for fitted linear regressor.

### `fit(self, X: pandas.DataFrame, y: Optional[pandas.Series] = None)`

Fits estimator to data.

#### Parameters

- **X** (*pd.DataFrame*) – The input training data of shape `[n_samples, n_features]`.
- **y** (*pd.Series, optional*) – The target training data of length `[n_samples]`.

**Returns** self

**get\_prediction\_intervals**(*self*, *X*: pandas.DataFrame, *y*: Optional[pandas.Series] = None, *coverage*: List[float] = None, *predictions*: pandas.Series = None) → Dict[str, pandas.Series]

Find the prediction intervals using the fitted regressor.

This function takes the predictions of the fitted estimator and calculates the rolling standard deviation across all predictions using a window size of 5. The lower and upper predictions are determined by taking the percent point (quantile) function of the lower tail probability at each bound multiplied by the rolling standard deviation.

#### Parameters

- **X** (*pd.DataFrame*) – Data of shape [n\_samples, n\_features].
- **y** (*pd.Series*) – Target data. Ignored.
- **coverage** (*list[float]*) – A list of floats between the values 0 and 1 that the upper and lower bounds of the prediction interval should be calculated for.
- **predictions** (*pd.Series*) – Optional list of predictions to use. If None, will generate predictions using *X*.

**Returns** Prediction intervals, keys are in the format {coverage}\_lower or {coverage}\_upper.

**Return type** dict

**Raises** **MethodPropertyNotFoundError** – If the estimator does not support Time Series Regression as a problem type.

**static load**(*file\_path*)

Loads component at file path.

**Parameters** **file\_path** (*str*) – Location to load file.

**Returns** ComponentBase object

**needs\_fitting**(*self*)

Returns boolean determining if component needs fitting before calling predict, predict\_proba, transform, or feature\_importances.

This can be overridden to False for components that do not need to be fit or whose fit methods do nothing.

**Returns** True.

**property parameters**(*self*)

Returns the parameters which were used to initialize the component.

**predict**(*self*, *X*: pandas.DataFrame) → pandas.Series

Make predictions using selected features.

**Parameters** **X** (*pd.DataFrame*) – Data of shape [n\_samples, n\_features].

**Returns** Predicted values.

**Return type** pd.Series

**Raises** **MethodPropertyNotFoundError** – If estimator does not have a predict method or a component\_obj that implements predict.

**predict\_proba**(*self*, *X*: *pandas.DataFrame*) → *pandas.Series*

Make probability estimates for labels.

**Parameters** *X* (*pd.DataFrame*) – Features.

**Returns** Probability estimates.

**Return type** *pd.Series*

**Raises** **MethodPropertyNotFoundError** – If estimator does not have a `predict_proba` method or a `component_obj` that implements `predict_proba`.

**save**(*self*, *file\_path*, *pickle\_protocol*=*cloudpickle.DEFAULT\_PROTOCOL*)

Saves component at file path.

**Parameters**

- **file\_path** (*str*) – Location to save file.
- **pickle\_protocol** (*int*) – The pickle data stream format.

**update\_parameters**(*self*, *update\_dict*, *reset\_fit*=*True*)

Updates the parameter dictionary of the component.

**Parameters**

- **update\_dict** (*dict*) – A dict of parameters to update.
- **reset\_fit** (*bool*, *optional*) – If *True*, will set `_is_fitted` to *False*.

```
class evalml.pipelines.components.estimators.LogisticRegressionClassifier(penalty='l2',  
                                                                           C=1.0,  
                                                                           multi_class='auto',  
                                                                           solver='lbfgs',  
                                                                           n_jobs=-1,  
                                                                           random_seed=0,  
                                                                           **kwargs)
```

Logistic Regression Classifier.

**Parameters**

- **penalty** (*{*"l1", "l2", "elasticnet", "none"*}*) – The norm used in penalization. Defaults to "l2".
- **C** (*float*) – Inverse of regularization strength. Must be a positive float. Defaults to 1.0.
- **multi\_class** (*{*"auto", "ovr", "multinomial"*}*) – If the option chosen is "ovr", then a binary problem is fit for each label. For "multinomial" the loss minimised is the multinomial loss fit across the entire probability distribution, even when the data is binary. "multinomial" is unavailable when `solver="liblinear"`. "auto" selects "ovr" if the data is binary, or if `solver="liblinear"`, and otherwise selects "multinomial". Defaults to "auto".
- **solver** (*{*"newton-cg", "lbfgs", "liblinear", "sag", "saga"*}*) – Algorithm to use in the optimization problem. For small datasets, "liblinear" is a good choice, whereas "sag" and "saga" are faster for large ones. For multiclass problems, only "newton-cg", "sag", "saga" and "lbfgs" handle multinomial loss; "liblinear" is limited to one-versus-rest schemes.
  - "newton-cg", "lbfgs", "sag" and "saga" handle L2 or no penalty
  - "liblinear" and "saga" also handle L1 penalty
  - "saga" also supports "elasticnet" penalty
  - "liblinear" does not support setting `penalty='none'`

Defaults to “lbfgs”.

- **n\_jobs** (*int*) – Number of parallel threads used to run xgboost. Note that creating thread contention will significantly slow down the algorithm. Defaults to -1.
- **random\_seed** (*int*) – Seed for the random number generator. Defaults to 0.

#### Attributes

<b>hyper-parameter_ranges</b>	{ “penalty”: [“l2”], “C”: Real(0.01, 10), }
<b>is_multiseries</b>	False
<b>model_family</b>	ModelFamily.LINEAR_MODEL
<b>modifies_features</b>	True
<b>modifies_target</b>	False
<b>name</b>	Logistic Regression Classifier
<b>supported_problem_types</b>	[ ProblemTypes.BINARY, ProblemTypes.MULTICLASS, ProblemTypes.TIME_SERIES_BINARY, ProblemTypes.TIME_SERIES_MULTICLASS, ]
<b>training_only</b>	False

#### Methods

<i>clone</i>	Constructs a new component with the same parameters and random state.
<i>default_parameters</i>	Returns the default parameters for this component.
<i>describe</i>	Describe a component and its parameters.
<i>feature_importance</i>	Feature importance for fitted logistic regression classifier.
<i>fit</i>	Fits estimator to data.
<i>get_prediction_intervals</i>	Find the prediction intervals using the fitted regressor.
<i>load</i>	Loads component at file path.
<i>needs_fitting</i>	Returns boolean determining if component needs fitting before calling predict, predict_proba, transform, or feature_importances.
<i>parameters</i>	Returns the parameters which were used to initialize the component.
<i>predict</i>	Make predictions using selected features.
<i>predict_proba</i>	Make probability estimates for labels.
<i>save</i>	Saves component at file path.
<i>update_parameters</i>	Updates the parameter dictionary of the component.

#### **clone**(*self*)

Constructs a new component with the same parameters and random state.

**Returns** A new instance of this component with identical parameters and random state.

#### **default\_parameters**(*cls*)

Returns the default parameters for this component.

Our convention is that `Component.default_parameters == Component().parameters`.

**Returns** Default parameters for this component.

**Return type** dict

**describe**(*self*, *print\_name=False*, *return\_dict=False*)

Describe a component and its parameters.

**Parameters**

- **print\_name** (*bool*, *optional*) – whether to print name of component
- **return\_dict** (*bool*, *optional*) – whether to return description as dictionary in the format {"name": name, "parameters": parameters}

**Returns** Returns dictionary if return\_dict is True, else None.

**Return type** None or dict

**property feature\_importance**(*self*)

Feature importance for fitted logistic regression classifier.

**fit**(*self*, *X: pandas.DataFrame*, *y: Optional[pandas.Series] = None*)

Fits estimator to data.

**Parameters**

- **X** (*pd.DataFrame*) – The input training data of shape [n\_samples, n\_features].
- **y** (*pd.Series*, *optional*) – The target training data of length [n\_samples].

**Returns** self

**get\_prediction\_intervals**(*self*, *X: pandas.DataFrame*, *y: Optional[pandas.Series] = None*, *coverage: List[float] = None*, *predictions: pandas.Series = None*) → Dict[str, pandas.Series]

Find the prediction intervals using the fitted regressor.

This function takes the predictions of the fitted estimator and calculates the rolling standard deviation across all predictions using a window size of 5. The lower and upper predictions are determined by taking the percent point (quantile) function of the lower tail probability at each bound multiplied by the rolling standard deviation.

**Parameters**

- **X** (*pd.DataFrame*) – Data of shape [n\_samples, n\_features].
- **y** (*pd.Series*) – Target data. Ignored.
- **coverage** (*list[float]*) – A list of floats between the values 0 and 1 that the upper and lower bounds of the prediction interval should be calculated for.
- **predictions** (*pd.Series*) – Optional list of predictions to use. If None, will generate predictions using X.

**Returns** Prediction intervals, keys are in the format {coverage}\_lower or {coverage}\_upper.

**Return type** dict

**Raises** **MethodPropertyNotFoundError** – If the estimator does not support Time Series Regression as a problem type.

**static load**(*file\_path*)

Loads component at file path.

**Parameters** **file\_path** (*str*) – Location to load file.

**Returns** ComponentBase object

**needs\_fitting**(*self*)

Returns boolean determining if component needs fitting before calling predict, predict\_proba, transform, or feature\_importances.

This can be overridden to False for components that do not need to be fit or whose fit methods do nothing.

**Returns** True.

**property parameters**(*self*)

Returns the parameters which were used to initialize the component.

**predict**(*self*, *X*: *pandas.DataFrame*) → *pandas.Series*

Make predictions using selected features.

**Parameters** *X* (*pd.DataFrame*) – Data of shape [n\_samples, n\_features].

**Returns** Predicted values.

**Return type** *pd.Series*

**Raises** **MethodPropertyNotFoundError** – If estimator does not have a predict method or a component\_obj that implements predict.

**predict\_proba**(*self*, *X*: *pandas.DataFrame*) → *pandas.Series*

Make probability estimates for labels.

**Parameters** *X* (*pd.DataFrame*) – Features.

**Returns** Probability estimates.

**Return type** *pd.Series*

**Raises** **MethodPropertyNotFoundError** – If estimator does not have a predict\_proba method or a component\_obj that implements predict\_proba.

**save**(*self*, *file\_path*, *pickle\_protocol*=*cloudpickle.DEFAULT\_PROTOCOL*)

Saves component at file path.

**Parameters**

- **file\_path** (*str*) – Location to save file.
- **pickle\_protocol** (*int*) – The pickle data stream format.

**update\_parameters**(*self*, *update\_dict*, *reset\_fit*=*True*)

Updates the parameter dictionary of the component.

**Parameters**

- **update\_dict** (*dict*) – A dict of parameters to update.
- **reset\_fit** (*bool*, *optional*) – If True, will set *\_is\_fitted* to False.

```
class evalml.pipelines.components.estimators.MultiseriesTimeSeriesBaselineRegressor(gap=1,
                                          fore-
                                          cast_horizon=1,
                                          ran-
                                          dom_seed=0,
                                          **kwargs)
```

Multiseries time series regressor that predicts using the naive forecasting approach.

This is useful as a simple baseline estimator for multiseries time series problems.

### Parameters

- **gap** (*int*) – Gap between prediction date and target date and must be a positive integer. If gap is 0, target date will be shifted ahead by 1 time period. Defaults to 1.
- **forecast\_horizon** (*int*) – Number of time steps the model is expected to predict.
- **random\_seed** (*int*) – Seed for the random number generator. Defaults to 0.

### Attributes

<b>hyper-parameter_ranges</b>	{}
<b>is_multiseries</b>	True
<b>model_family</b>	ModelFamily.BASELINE
<b>modifies_features</b>	True
<b>modifies_target</b>	False
<b>name</b>	Multiseries Time Series Baseline Regressor
<b>supported_problem_types</b>	[ ProblemTypes.TIME_SERIES_REGRESSION,]
<b>training_only</b>	False

### Methods

<i>clone</i>	Constructs a new component with the same parameters and random state.
<i>default_parameters</i>	Returns the default parameters for this component.
<i>describe</i>	Describe a component and its parameters.
<i>feature_importance</i>	Returns importance associated with each feature.
<i>fit</i>	Fits multiseries time series baseline regressor to data.
<i>get_prediction_intervals</i>	Find the prediction intervals using the fitted regressor.
<i>load</i>	Loads component at file path.
<i>needs_fitting</i>	Returns boolean determining if component needs fitting before calling predict, predict_proba, transform, or feature_importances.
<i>parameters</i>	Returns the parameters which were used to initialize the component.
<i>predict</i>	Make predictions using fitted multiseries time series baseline regressor.
<i>predict_proba</i>	Make probability estimates for labels.
<i>save</i>	Saves component at file path.
<i>update_parameters</i>	Updates the parameter dictionary of the component.

#### **clone**(*self*)

Constructs a new component with the same parameters and random state.

**Returns** A new instance of this component with identical parameters and random state.

#### **default\_parameters**(*cls*)

Returns the default parameters for this component.



Our convention is that `Component.default_parameters == Component().parameters`.

**Returns** Default parameters for this component.

**Return type** dict

**describe**(*self*, *print\_name=False*, *return\_dict=False*)

Describe a component and its parameters.

**Parameters**

- **print\_name** (*bool*, *optional*) – whether to print name of component
- **return\_dict** (*bool*, *optional*) – whether to return description as dictionary in the format {"name": name, "parameters": parameters}

**Returns** Returns dictionary if `return_dict` is `True`, else `None`.

**Return type** None or dict

**property feature\_importance**(*self*)

Returns importance associated with each feature.

Since baseline estimators do not use input features to calculate predictions, returns an array of zeroes.

**Returns** An array of zeroes.

**Return type** np.ndarray (float)

**fit**(*self*, *X*, *y=None*)

Fits multiseries time series baseline regressor to data.

**Parameters**

- **X** (*pd.DataFrame*) – The input training data of shape [n\_samples, n\_features \* n\_series].
- **y** (*pd.DataFrame*) – The target training data of shape [n\_samples, n\_features \* n\_series].

**Returns** self

**Raises** **ValueError** – If input `y` is `None` or if `y` is not a `DataFrame` with multiple columns.

**get\_prediction\_intervals**(*self*, *X: pandas.DataFrame*, *y: Optional[pandas.Series] = None*, *coverage: List[float] = None*, *predictions: pandas.Series = None*) → Dict[str, pandas.Series]

Find the prediction intervals using the fitted regressor.

This function takes the predictions of the fitted estimator and calculates the rolling standard deviation across all predictions using a window size of 5. The lower and upper predictions are determined by taking the percent point (quantile) function of the lower tail probability at each bound multiplied by the rolling standard deviation.

**Parameters**

- **X** (*pd.DataFrame*) – Data of shape [n\_samples, n\_features].
- **y** (*pd.Series*) – Target data. Ignored.
- **coverage** (*list[float]*) – A list of floats between the values 0 and 1 that the upper and lower bounds of the prediction interval should be calculated for.
- **predictions** (*pd.Series*) – Optional list of predictions to use. If `None`, will generate predictions using `X`.

**Returns** Prediction intervals, keys are in the format {coverage}\_lower or {coverage}\_upper.

**Return type** dict

**Raises** **MethodPropertyNotFoundError** – If the estimator does not support Time Series Regression as a problem type.

**static load**(*file\_path*)

Loads component at file path.

**Parameters** **file\_path** (*str*) – Location to load file.

**Returns** ComponentBase object

**needs\_fitting**(*self*)

Returns boolean determining if component needs fitting before calling predict, predict\_proba, transform, or feature\_importances.

This can be overridden to False for components that do not need to be fit or whose fit methods do nothing.

**Returns** True.

**property parameters**(*self*)

Returns the parameters which were used to initialize the component.

**predict**(*self*, *X*)

Make predictions using fitted multiserries time series baseline regressor.

**Parameters** **X** (*pd.DataFrame*) – Data of shape [n\_samples, n\_features].

**Returns** Predicted values.

**Return type** pd.DataFrame

**Raises** **ValueError** – If the lagged columns are not present in X.

**predict\_proba**(*self*, *X*: *pandas.DataFrame*) → *pandas.Series*

Make probability estimates for labels.

**Parameters** **X** (*pd.DataFrame*) – Features.

**Returns** Probability estimates.

**Return type** pd.Series

**Raises** **MethodPropertyNotFoundError** – If estimator does not have a predict\_proba method or a component\_obj that implements predict\_proba.

**save**(*self*, *file\_path*, *pickle\_protocol*=*cloudpickle.DEFAULT\_PROTOCOL*)

Saves component at file path.

**Parameters**

- **file\_path** (*str*) – Location to save file.
- **pickle\_protocol** (*int*) – The pickle data stream format.

**update\_parameters**(*self*, *update\_dict*, *reset\_fit*=*True*)

Updates the parameter dictionary of the component.

**Parameters**

- **update\_dict** (*dict*) – A dict of parameters to update.
- **reset\_fit** (*bool*, *optional*) – If True, will set *\_is\_fitted* to False.

```
class evalml.pipelines.components.estimators.ProphetRegressor(time_index: Optional[Hashable] =
    None, changepoint_prior_scale:
    float = 0.05,
    seasonality_prior_scale: int = 10,
    holidays_prior_scale: int = 10,
    seasonality_mode: str = 'additive',
    stan_backend: str =
    'CMDSTANPY', interval_width:
    float = 0.95, random_seed:
    Union[int, float] = 0, **kwargs)
```

Prophet is a procedure for forecasting time series data based on an additive model where non-linear trends are fit with yearly, weekly, and daily seasonality, plus holiday effects. It works best with time series that have strong seasonal effects and several seasons of historical data. Prophet is robust to missing data and shifts in the trend, and typically handles outliers well.

More information here: <https://facebook.github.io/prophet/>

#### Parameters

- **time\_index** (*str*) – Specifies the name of the column in X that provides the datetime objects. Defaults to None.
- **changepoint\_prior\_scale** (*float*) – Determines the strength of the sparse prior for fitting on rate changes. Increasing this value increases the flexibility of the trend. Defaults to 0.05.
- **seasonality\_prior\_scale** (*int*) – Similar to changepoint\_prior\_scale. Adjusts the extent to which the seasonality model will fit the data. Defaults to 10.
- **holidays\_prior\_scale** (*int*) – Similar to changepoint\_prior\_scale. Adjusts the extent to which holidays will fit the data. Defaults to 10.
- **seasonality\_mode** (*str*) – Determines how this component fits the seasonality. Options are “additive” and “multiplicative”. Defaults to “additive”.
- **stan\_backend** (*str*) – Determines the backend that should be used to run Prophet. Options are “CMDSTANPY” and “PYSTAN”. Defaults to “CMDSTANPY”.
- **interval\_width** (*float*) – Determines the confidence of the prediction interval range when calling `get_prediction_intervals`. Accepts values in the range (0,1). Defaults to 0.95.
- **random\_seed** (*int*) – Seed for the random number generator. Defaults to 0.

#### Attributes

<b>hyper-parameter_ranges</b>	{ “changepoint_prior_scale”: Real(0.001, 0.5), “seasonality_prior_scale”: Real(0.01, 10), “holidays_prior_scale”: Real(0.01, 10), “seasonality_mode”: [“additive”, “multiplicative”], }
<b>is_multiseries</b>	False
<b>model_family</b>	ModelFamily.PROPHET
<b>modifies_features</b>	True
<b>modifies_target</b>	False
<b>name</b>	Prophet Regressor
<b>supported_problem_types</b>	[ProblemTypes.TIME_SERIES_REGRESSION]
<b>training_only</b>	False

## Methods

<code>build_prophet_df</code>	Build the Prophet data to pass fit and predict on.
<code>clone</code>	Constructs a new component with the same parameters and random state.
<code>default_parameters</code>	Returns the default parameters for this component.
<code>describe</code>	Describe a component and its parameters.
<code>feature_importance</code>	Returns array of 0's with len(1) as feature_importance is not defined for Prophet regressor.
<code>fit</code>	Fits Prophet regressor component to data.
<code>get_params</code>	Get parameters for the Prophet regressor.
<code>get_prediction_intervals</code>	Find the prediction intervals using the fitted ProphetRegressor.
<code>load</code>	Loads component at file path.
<code>needs_fitting</code>	Returns boolean determining if component needs fitting before calling predict, predict_proba, transform, or feature_importances.
<code>parameters</code>	Returns the parameters which were used to initialize the component.
<code>predict</code>	Make predictions using fitted Prophet regressor.
<code>predict_proba</code>	Make probability estimates for labels.
<code>save</code>	Saves component at file path.
<code>update_parameters</code>	Updates the parameter dictionary of the component.

**static** `build_prophet_df`(*X*: *pandas.DataFrame*, *y*: *Optional[pandas.Series]* = *None*, *time\_index*: *str* = *'ds'*) → *pandas.DataFrame*

Build the Prophet data to pass fit and predict on.

**clone**(*self*)

Constructs a new component with the same parameters and random state.

**Returns** A new instance of this component with identical parameters and random state.

**default\_parameters**(*cls*) → *dict*

Returns the default parameters for this component.

**Returns** Default parameters for this component.

**Return type** *dict*

**describe**(*self*, *print\_name*=*False*, *return\_dict*=*False*)

Describe a component and its parameters.

### Parameters

- **print\_name** (*bool*, *optional*) – whether to print name of component
- **return\_dict** (*bool*, *optional*) – whether to return description as dictionary in the format {"name": name, "parameters": parameters}

**Returns** Returns dictionary if return\_dict is True, else None.

**Return type** *None* or *dict*

**property** `feature_importance`(*self*) → *numpy.ndarray*

Returns array of 0's with len(1) as feature\_importance is not defined for Prophet regressor.

**fit**(*self*, *X*: *pandas.DataFrame*, *y*: *Optional[pandas.Series]* = *None*)

Fits Prophet regressor component to data.

**Parameters**

- **X** (*pd.DataFrame*) – The input training data of shape [n\_samples, n\_features].
- **y** (*pd.Series*) – The target training data of length [n\_samples].

**Returns** *self*

**get\_params**(*self*) → dict

Get parameters for the Prophet regressor.

**get\_prediction\_intervals**(*self*, *X*: *pandas.DataFrame*, *y*: *Optional[pandas.Series]* = *None*, *coverage*: *List[float]* = *None*, *predictions*: *pandas.Series* = *None*) → Dict[str, *pandas.Series*]

Find the prediction intervals using the fitted ProphetRegressor.

**Parameters**

- **X** (*pd.DataFrame*) – Data of shape [n\_samples, n\_features].
- **y** (*pd.Series*) – Target data. Ignored.
- **coverage** (*List[float]*) – A list of floats between the values 0 and 1 that the upper and lower bounds of the prediction interval should be calculated for.
- **predictions** (*pd.Series*) – Not used for Prophet estimator.

**Returns** Prediction intervals, keys are in the format {coverage}\_lower or {coverage}\_upper.

**Return type** dict

**static load**(*file\_path*)

Loads component at file path.

**Parameters** **file\_path** (*str*) – Location to load file.

**Returns** ComponentBase object

**needs\_fitting**(*self*)

Returns boolean determining if component needs fitting before calling predict, predict\_proba, transform, or feature\_importances.

This can be overridden to False for components that do not need to be fit or whose fit methods do nothing.

**Returns** True.

**property parameters**(*self*)

Returns the parameters which were used to initialize the component.

**predict**(*self*, *X*: *pandas.DataFrame*, *y*: *Optional[pandas.Series]* = *None*) → *pandas.Series*

Make predictions using fitted Prophet regressor.

**Parameters**

- **X** (*pd.DataFrame*) – Data of shape [n\_samples, n\_features].
- **y** (*pd.Series*) – Target data. Ignored.

**Returns** Predicted values.

**Return type** *pd.Series*

**predict\_proba**(*self*, *X*: *pandas.DataFrame*) → *pandas.Series*

Make probability estimates for labels.

**Parameters** *X* (*pd.DataFrame*) – Features.

**Returns** Probability estimates.

**Return type** *pd.Series*

**Raises** **MethodPropertyNotFoundError** – If estimator does not have a `predict_proba` method or a `component_obj` that implements `predict_proba`.

**save**(*self*, *file\_path*, *pickle\_protocol=cloudpickle.DEFAULT\_PROTOCOL*)

Saves component at file path.

**Parameters**

- **file\_path** (*str*) – Location to save file.
- **pickle\_protocol** (*int*) – The pickle data stream format.

**update\_parameters**(*self*, *update\_dict*, *reset\_fit=True*)

Updates the parameter dictionary of the component.

**Parameters**

- **update\_dict** (*dict*) – A dict of parameters to update.
- **reset\_fit** (*bool*, *optional*) – If True, will set `_is_fitted` to False.

```
class evalml.pipelines.components.estimators.RandomForestClassifier(n_estimators=100,  
                                                                    max_depth=6, n_jobs=-1,  
                                                                    random_seed=0,  
                                                                    **kwargs)
```

Random Forest Classifier.

**Parameters**

- **n\_estimators** (*float*) – The number of trees in the forest. Defaults to 100.
- **max\_depth** (*int*) – Maximum tree depth for base learners. Defaults to 6.
- **n\_jobs** (*int* or *None*) – Number of jobs to run in parallel. -1 uses all processes. Defaults to -1.
- **random\_seed** (*int*) – Seed for the random number generator. Defaults to 0.

**Attributes**

<b>hyper-parameter_ranges</b>	{ "n_estimators": Integer(10, 1000), "max_depth": Integer(1, 10), }
<b>is_multiseries</b>	False
<b>model_family</b>	ModelFamily.RANDOM_FOREST
<b>modifies_features</b>	True
<b>modifies_target</b>	False
<b>name</b>	Random Forest Classifier
<b>supported_problem_types</b>	[ ProblemTypes.BINARY, ProblemTypes.MULTICLASS, ProblemTypes.TIME_SERIES_BINARY, ProblemTypes.TIME_SERIES_MULTICLASS, ]
<b>training_only</b>	False

## Methods

<i>clone</i>	Constructs a new component with the same parameters and random state.
<i>default_parameters</i>	Returns the default parameters for this component.
<i>describe</i>	Describe a component and its parameters.
<i>feature_importance</i>	Returns importance associated with each feature.
<i>fit</i>	Fits estimator to data.
<i>get_prediction_intervals</i>	Find the prediction intervals using the fitted regressor.
<i>load</i>	Loads component at file path.
<i>needs_fitting</i>	Returns boolean determining if component needs fitting before calling predict, predict_proba, transform, or feature_importances.
<i>parameters</i>	Returns the parameters which were used to initialize the component.
<i>predict</i>	Make predictions using selected features.
<i>predict_proba</i>	Make probability estimates for labels.
<i>save</i>	Saves component at file path.
<i>update_parameters</i>	Updates the parameter dictionary of the component.

### **clone**(*self*)

Constructs a new component with the same parameters and random state.

**Returns** A new instance of this component with identical parameters and random state.

### **default\_parameters**(*cls*)

Returns the default parameters for this component.

Our convention is that `Component.default_parameters == Component().parameters`.

**Returns** Default parameters for this component.

**Return type** dict

### **describe**(*self*, *print\_name=False*, *return\_dict=False*)

Describe a component and its parameters.

**Parameters**

- **print\_name** (*bool*, *optional*) – whether to print name of component
- **return\_dict** (*bool*, *optional*) – whether to return description as dictionary in the format {"name": name, "parameters": parameters}

**Returns** Returns dictionary if return\_dict is True, else None.

**Return type** None or dict

**property feature\_importance**(*self*) → pandas.Series

Returns importance associated with each feature.

**Returns** Importance associated with each feature.

**Return type** np.ndarray

**Raises MethodPropertyNotFoundError** – If estimator does not have a feature\_importance method or a component\_obj that implements feature\_importance.

**fit**(*self*, *X*: pandas.DataFrame, *y*: Optional[pandas.Series] = None)

Fits estimator to data.

**Parameters**

- **X** (*pd.DataFrame*) – The input training data of shape [n\_samples, n\_features].
- **y** (*pd.Series*, *optional*) – The target training data of length [n\_samples].

**Returns** self

**get\_prediction\_intervals**(*self*, *X*: pandas.DataFrame, *y*: Optional[pandas.Series] = None, *coverage*: List[float] = None, *predictions*: pandas.Series = None) → Dict[str, pandas.Series]

Find the prediction intervals using the fitted regressor.

This function takes the predictions of the fitted estimator and calculates the rolling standard deviation across all predictions using a window size of 5. The lower and upper predictions are determined by taking the percent point (quantile) function of the lower tail probability at each bound multiplied by the rolling standard deviation.

**Parameters**

- **X** (*pd.DataFrame*) – Data of shape [n\_samples, n\_features].
- **y** (*pd.Series*) – Target data. Ignored.
- **coverage** (*list[float]*) – A list of floats between the values 0 and 1 that the upper and lower bounds of the prediction interval should be calculated for.
- **predictions** (*pd.Series*) – Optional list of predictions to use. If None, will generate predictions using X.

**Returns** Prediction intervals, keys are in the format {coverage}\_lower or {coverage}\_upper.

**Return type** dict

**Raises MethodPropertyNotFoundError** – If the estimator does not support Time Series Regression as a problem type.

**static load**(*file\_path*)

Loads component at file path.

**Parameters** **file\_path** (*str*) – Location to load file.

**Returns** ComponentBase object



**needs\_fitting(self)**

Returns boolean determining if component needs fitting before calling predict, predict\_proba, transform, or feature\_importances.

This can be overridden to False for components that do not need to be fit or whose fit methods do nothing.

**Returns** True.

**property parameters(self)**

Returns the parameters which were used to initialize the component.

**predict(self, X: pandas.DataFrame) → pandas.Series**

Make predictions using selected features.

**Parameters** **X** (*pd.DataFrame*) – Data of shape [n\_samples, n\_features].

**Returns** Predicted values.

**Return type** *pd.Series*

**Raises** **MethodPropertyNotFoundError** – If estimator does not have a predict method or a component\_obj that implements predict.

**predict\_proba(self, X: pandas.DataFrame) → pandas.Series**

Make probability estimates for labels.

**Parameters** **X** (*pd.DataFrame*) – Features.

**Returns** Probability estimates.

**Return type** *pd.Series*

**Raises** **MethodPropertyNotFoundError** – If estimator does not have a predict\_proba method or a component\_obj that implements predict\_proba.

**save(self, file\_path, pickle\_protocol=cloudpickle.DEFAULT\_PROTOCOL)**

Saves component at file path.

**Parameters**

- **file\_path** (*str*) – Location to save file.
- **pickle\_protocol** (*int*) – The pickle data stream format.

**update\_parameters(self, update\_dict, reset\_fit=True)**

Updates the parameter dictionary of the component.

**Parameters**

- **update\_dict** (*dict*) – A dict of parameters to update.
- **reset\_fit** (*bool*, *optional*) – If True, will set *\_is\_fitted* to False.

```
class evalml.pipelines.components.estimators.RandomForestRegressor(n_estimators: int = 100,  
                                                                max_depth: int = 6, n_jobs:  
                                                                int = - 1, random_seed:  
                                                                Union[int, float] = 0,  
                                                                **kwargs)
```

Random Forest Regressor.

**Parameters**

- **n\_estimators** (*float*) – The number of trees in the forest. Defaults to 100.
- **max\_depth** (*int*) – Maximum tree depth for base learners. Defaults to 6.

- **n\_jobs** (*int* or *None*) – Number of jobs to run in parallel. -1 uses all processes. Defaults to -1.
- **random\_seed** (*int*) – Seed for the random number generator. Defaults to 0.

#### Attributes

<b>hyper-parameter_ranges</b>	{ “n_estimators”: Integer(10, 1000), “max_depth”: Integer(1, 32), }
<b>is_multiseries</b>	False
<b>model_family</b>	ModelFamily.RANDOM_FOREST
<b>modifies_features</b>	True
<b>modifies_target</b>	False
<b>name</b>	Random Forest Regressor
<b>supported_problem_types</b>	[ ProblemTypes.REGRESSION, ProblemTypes.TIME_SERIES_REGRESSION, ]
<b>training_only</b>	False

#### Methods

<i>clone</i>	Constructs a new component with the same parameters and random state.
<i>default_parameters</i>	Returns the default parameters for this component.
<i>describe</i>	Describe a component and its parameters.
<i>feature_importance</i>	Returns importance associated with each feature.
<i>fit</i>	Fits estimator to data.
<i>get_prediction_intervals</i>	Find the prediction intervals using the fitted RandomForestRegressor.
<i>load</i>	Loads component at file path.
<i>needs_fitting</i>	Returns boolean determining if component needs fitting before calling predict, predict_proba, transform, or feature_importances.
<i>parameters</i>	Returns the parameters which were used to initialize the component.
<i>predict</i>	Make predictions using selected features.
<i>predict_proba</i>	Make probability estimates for labels.
<i>save</i>	Saves component at file path.
<i>update_parameters</i>	Updates the parameter dictionary of the component.

#### **clone**(*self*)

Constructs a new component with the same parameters and random state.

**Returns** A new instance of this component with identical parameters and random state.

#### **default\_parameters**(*cls*)

Returns the default parameters for this component.

Our convention is that `Component.default_parameters == Component().parameters`.

**Returns** Default parameters for this component.

**Return type** dict

**describe**(*self*, *print\_name=False*, *return\_dict=False*)

Describe a component and its parameters.

**Parameters**

- **print\_name** (*bool*, *optional*) – whether to print name of component
- **return\_dict** (*bool*, *optional*) – whether to return description as dictionary in the format {"name": name, "parameters": parameters}

**Returns** Returns dictionary if return\_dict is True, else None.

**Return type** None or dict

**property feature\_importance**(*self*) → pandas.Series

Returns importance associated with each feature.

**Returns** Importance associated with each feature.

**Return type** np.ndarray

**Raises** **MethodPropertyNotFoundError** – If estimator does not have a feature\_importance method or a component\_obj that implements feature\_importance.

**fit**(*self*, *X: pandas.DataFrame*, *y: Optional[pandas.Series] = None*)

Fits estimator to data.

**Parameters**

- **X** (*pd.DataFrame*) – The input training data of shape [n\_samples, n\_features].
- **y** (*pd.Series*, *optional*) – The target training data of length [n\_samples].

**Returns** self

**get\_prediction\_intervals**(*self*, *X: pandas.DataFrame*, *y: Optional[pandas.Series] = None*, *coverage: List[float] = None*, *predictions: pandas.Series = None*) → Dict[str, pandas.Series]

Find the prediction intervals using the fitted RandomForestRegressor.

**Parameters**

- **X** (*pd.DataFrame*) – Data of shape [n\_samples, n\_features].
- **y** (*pd.Series*) – Target data. Optional.
- **coverage** (*list[float]*) – A list of floats between the values 0 and 1 that the upper and lower bounds of the prediction interval should be calculated for.
- **predictions** (*pd.Series*) – Optional list of predictions to use. If None, will generate predictions using X.

**Returns** Prediction intervals, keys are in the format {coverage}\_lower or {coverage}\_upper.

**Return type** dict

**static load**(*file\_path*)

Loads component at file path.

**Parameters** **file\_path** (*str*) – Location to load file.

**Returns** ComponentBase object

**needs\_fitting**(*self*)

Returns boolean determining if component needs fitting before calling predict, predict\_proba, transform, or feature\_importances.

This can be overridden to False for components that do not need to be fit or whose fit methods do nothing.

**Returns** True.

**property parameters**(*self*)

Returns the parameters which were used to initialize the component.

**predict**(*self*, *X*: *pandas.DataFrame*) → *pandas.Series*

Make predictions using selected features.

**Parameters** *X* (*pd.DataFrame*) – Data of shape [n\_samples, n\_features].

**Returns** Predicted values.

**Return type** *pd.Series*

**Raises** **MethodPropertyNotFoundError** – If estimator does not have a predict method or a component\_obj that implements predict.

**predict\_proba**(*self*, *X*: *pandas.DataFrame*) → *pandas.Series*

Make probability estimates for labels.

**Parameters** *X* (*pd.DataFrame*) – Features.

**Returns** Probability estimates.

**Return type** *pd.Series*

**Raises** **MethodPropertyNotFoundError** – If estimator does not have a predict\_proba method or a component\_obj that implements predict\_proba.

**save**(*self*, *file\_path*, *pickle\_protocol*=*cloudpickle.DEFAULT\_PROTOCOL*)

Saves component at file path.

**Parameters**

- **file\_path** (*str*) – Location to save file.
- **pickle\_protocol** (*int*) – The pickle data stream format.

**update\_parameters**(*self*, *update\_dict*, *reset\_fit*=*True*)

Updates the parameter dictionary of the component.

**Parameters**

- **update\_dict** (*dict*) – A dict of parameters to update.
- **reset\_fit** (*bool*, *optional*) – If True, will set *\_is\_fitted* to False.

```
class evalml.pipelines.components.estimators.SVMClassifier(C=1.0, kernel='rbf', gamma='auto',  
                                                         probability=True, random_seed=0,  
                                                         **kwargs)
```

Support Vector Machine Classifier.

**Parameters**

- **C** (*float*) – The regularization parameter. The strength of the regularization is inversely proportional to C. Must be strictly positive. The penalty is a squared l2 penalty. Defaults to 1.0.

- **kernel** (`{ "poly", "rbf", "sigmoid" }`) – Specifies the kernel type to be used in the algorithm. Defaults to “rbf”.
- **gamma** (`{ "scale", "auto" }` or `float`) – Kernel coefficient for “rbf”, “poly” and “sigmoid”. Defaults to “auto”. - If gamma=’scale’ is passed then it uses  $1 / (n\_features * X.var())$  as value of gamma - If “auto” (default), uses  $1 / n\_features$
- **probability** (`boolean`) – Whether to enable probability estimates. Defaults to True.
- **random\_seed** (`int`) – Seed for the random number generator. Defaults to 0.

#### Attributes

<b>hyper-parameter_ranges</b>	{ “C”: Real(0, 10), “kernel”: [“poly”, “rbf”, “sigmoid”], “gamma”: [“scale”, “auto”], }
<b>is_multiseries</b>	False
<b>model_family</b>	ModelFamily.SVM
<b>modifies_features</b>	True
<b>modifies_target</b>	False
<b>name</b>	SVM Classifier
<b>supported_problem_types</b>	[ ProblemTypes.BINARY, ProblemTypes.MULTICLASS, ProblemTypes.TIME_SERIES_BINARY, ProblemTypes.TIME_SERIES_MULTICLASS, ]
<b>training_only</b>	False

#### Methods

<i>clone</i>	Constructs a new component with the same parameters and random state.
<i>default_parameters</i>	Returns the default parameters for this component.
<i>describe</i>	Describe a component and its parameters.
<i>feature_importance</i>	Feature importance only works with linear kernels.
<i>fit</i>	Fits estimator to data.
<i>get_prediction_intervals</i>	Find the prediction intervals using the fitted regressor.
<i>load</i>	Loads component at file path.
<i>needs_fitting</i>	Returns boolean determining if component needs fitting before calling predict, predict_proba, transform, or feature_importances.
<i>parameters</i>	Returns the parameters which were used to initialize the component.
<i>predict</i>	Make predictions using selected features.
<i>predict_proba</i>	Make probability estimates for labels.
<i>save</i>	Saves component at file path.
<i>update_parameters</i>	Updates the parameter dictionary of the component.

#### **clone**(*self*)

Constructs a new component with the same parameters and random state.

**Returns** A new instance of this component with identical parameters and random state.

**default\_parameters(*cls*)**

Returns the default parameters for this component.

Our convention is that `Component.default_parameters == Component().parameters`.

**Returns** Default parameters for this component.

**Return type** dict

**describe(*self*, *print\_name=False*, *return\_dict=False*)**

Describe a component and its parameters.

**Parameters**

- **print\_name** (*bool*, *optional*) – whether to print name of component
- **return\_dict** (*bool*, *optional*) – whether to return description as dictionary in the format {"name": name, "parameters": parameters}

**Returns** Returns dictionary if `return_dict` is `True`, else `None`.

**Return type** None or dict

**property feature\_importance(*self*)**

Feature importance only works with linear kernels.

If the kernel isn't linear, we return a numpy array of zeros.

**Returns** Feature importance of fitted SVM classifier or a numpy array of zeroes if the kernel is not linear.

**fit(*self*, *X: pandas.DataFrame*, *y: Optional[pandas.Series] = None*)**

Fits estimator to data.

**Parameters**

- **X** (*pd.DataFrame*) – The input training data of shape `[n_samples, n_features]`.
- **y** (*pd.Series*, *optional*) – The target training data of length `[n_samples]`.

**Returns** *self*

**get\_prediction\_intervals(*self*, *X: pandas.DataFrame*, *y: Optional[pandas.Series] = None*, *coverage: List[float] = None*, *predictions: pandas.Series = None*) → Dict[str, pandas.Series]**

Find the prediction intervals using the fitted regressor.

This function takes the predictions of the fitted estimator and calculates the rolling standard deviation across all predictions using a window size of 5. The lower and upper predictions are determined by taking the percent point (quantile) function of the lower tail probability at each bound multiplied by the rolling standard deviation.

**Parameters**

- **X** (*pd.DataFrame*) – Data of shape `[n_samples, n_features]`.
- **y** (*pd.Series*) – Target data. Ignored.
- **coverage** (*list[float]*) – A list of floats between the values 0 and 1 that the upper and lower bounds of the prediction interval should be calculated for.
- **predictions** (*pd.Series*) – Optional list of predictions to use. If `None`, will generate predictions using `X`.

**Returns** Prediction intervals, keys are in the format `{coverage}_lower` or `{coverage}_upper`.

**Return type** dict

**Raises** **MethodPropertyNotFoundError** – If the estimator does not support Time Series Regression as a problem type.

**static load**(*file\_path*)

Loads component at file path.

**Parameters** **file\_path** (*str*) – Location to load file.

**Returns** ComponentBase object

**needs\_fitting**(*self*)

Returns boolean determining if component needs fitting before calling predict, predict\_proba, transform, or feature\_importances.

This can be overridden to False for components that do not need to be fit or whose fit methods do nothing.

**Returns** True.

**property parameters**(*self*)

Returns the parameters which were used to initialize the component.

**predict**(*self*, *X*: *pandas.DataFrame*) → *pandas.Series*

Make predictions using selected features.

**Parameters** **X** (*pd.DataFrame*) – Data of shape [n\_samples, n\_features].

**Returns** Predicted values.

**Return type** *pd.Series*

**Raises** **MethodPropertyNotFoundError** – If estimator does not have a predict method or a component\_obj that implements predict.

**predict\_proba**(*self*, *X*: *pandas.DataFrame*) → *pandas.Series*

Make probability estimates for labels.

**Parameters** **X** (*pd.DataFrame*) – Features.

**Returns** Probability estimates.

**Return type** *pd.Series*

**Raises** **MethodPropertyNotFoundError** – If estimator does not have a predict\_proba method or a component\_obj that implements predict\_proba.

**save**(*self*, *file\_path*, *pickle\_protocol*=*cloudpickle.DEFAULT\_PROTOCOL*)

Saves component at file path.

**Parameters**

- **file\_path** (*str*) – Location to save file.
- **pickle\_protocol** (*int*) – The pickle data stream format.

**update\_parameters**(*self*, *update\_dict*, *reset\_fit*=*True*)

Updates the parameter dictionary of the component.

**Parameters**

- **update\_dict** (*dict*) – A dict of parameters to update.
- **reset\_fit** (*bool*, *optional*) – If True, will set *\_is\_fitted* to False.

```
class evalml.pipelines.components.estimators.SVMRegressor(C=1.0, kernel='rbf', gamma='auto',
                                                         random_seed=0, **kwargs)
```

Support Vector Machine Regressor.

### Parameters

- **C** (*float*) – The regularization parameter. The strength of the regularization is inversely proportional to C. Must be strictly positive. The penalty is a squared l2 penalty. Defaults to 1.0.
- **kernel** (*{ "poly", "rbf", "sigmoid" }*) – Specifies the kernel type to be used in the algorithm. Defaults to “rbf”.
- **gamma** (*{ "scale", "auto" } or float*) – Kernel coefficient for “rbf”, “poly” and “sigmoid”. Defaults to “auto”. - If gamma=’scale’ is passed then it uses  $1 / (n\_features * X.var())$  as value of gamma - If “auto” (default), uses  $1 / n\_features$
- **random\_seed** (*int*) – Seed for the random number generator. Defaults to 0.

### Attributes

<b>hyper-parameter_ranges</b>	{ “C”: Real(0, 10), “kernel”: [“poly”, “rbf”, “sigmoid”], “gamma”: [“scale”, “auto”], }
<b>is_multiseries</b>	False
<b>model_family</b>	ModelFamily.SVM
<b>modifies_features</b>	True
<b>modifies_target</b>	False
<b>name</b>	SVM Regressor
<b>supported_problem_types</b>	[ ProblemTypes.REGRESSION, ProblemTypes.TIME_SERIES_REGRESSION, ]
<b>training_only</b>	False

### Methods

<i>clone</i>	Constructs a new component with the same parameters and random state.
<i>default_parameters</i>	Returns the default parameters for this component.
<i>describe</i>	Describe a component and its parameters.
<i>feature_importance</i>	Feature importance of fitted SVM regressor.
<i>fit</i>	Fits estimator to data.
<i>get_prediction_intervals</i>	Find the prediction intervals using the fitted regressor.
<i>load</i>	Loads component at file path.
<i>needs_fitting</i>	Returns boolean determining if component needs fitting before calling predict, predict_proba, transform, or feature_importances.
<i>parameters</i>	Returns the parameters which were used to initialize the component.
<i>predict</i>	Make predictions using selected features.
<i>predict_proba</i>	Make probability estimates for labels.
<i>save</i>	Saves component at file path.
<i>update_parameters</i>	Updates the parameter dictionary of the component.



**clone(*self*)**

Constructs a new component with the same parameters and random state.

**Returns** A new instance of this component with identical parameters and random state.

**default\_parameters(*cls*)**

Returns the default parameters for this component.

Our convention is that `Component.default_parameters == Component().parameters`.

**Returns** Default parameters for this component.

**Return type** dict

**describe(*self*, *print\_name=False*, *return\_dict=False*)**

Describe a component and its parameters.

**Parameters**

- **print\_name** (*bool*, *optional*) – whether to print name of component
- **return\_dict** (*bool*, *optional*) – whether to return description as dictionary in the format {"name": name, "parameters": parameters}

**Returns** Returns dictionary if *return\_dict* is True, else None.

**Return type** None or dict

**property feature\_importance(*self*)**

Feature importance of fitted SVM regresor.

Only works with linear kernels. If the kernel isn't linear, we return a numpy array of zeros.

**Returns** The feature importance of the fitted SVM regressor, or an array of zeroes if the kernel is not linear.

**fit(*self*, *X: pandas.DataFrame*, *y: Optional[pandas.Series] = None*)**

Fits estimator to data.

**Parameters**

- **X** (*pd.DataFrame*) – The input training data of shape [n\_samples, n\_features].
- **y** (*pd.Series*, *optional*) – The target training data of length [n\_samples].

**Returns** self

**get\_prediction\_intervals(*self*, *X: pandas.DataFrame*, *y: Optional[pandas.Series] = None*, *coverage: List[float] = None*, *predictions: pandas.Series = None*) → Dict[str, pandas.Series]**

Find the prediction intervals using the fitted regressor.

This function takes the predictions of the fitted estimator and calculates the rolling standard deviation across all predictions using a window size of 5. The lower and upper predictions are determined by taking the percent point (quantile) function of the lower tail probability at each bound multiplied by the rolling standard deviation.

**Parameters**

- **X** (*pd.DataFrame*) – Data of shape [n\_samples, n\_features].
- **y** (*pd.Series*) – Target data. Ignored.
- **coverage** (*list[float]*) – A list of floats between the values 0 and 1 that the upper and lower bounds of the prediction interval should be calculated for.

- **predictions** (*pd.Series*) – Optional list of predictions to use. If None, will generate predictions using *X*.

**Returns** Prediction intervals, keys are in the format {coverage}\_lower or {coverage}\_upper.

**Return type** dict

**Raises** **MethodPropertyNotFoundError** – If the estimator does not support Time Series Regression as a problem type.

**static load**(*file\_path*)

Loads component at file path.

**Parameters** **file\_path** (*str*) – Location to load file.

**Returns** ComponentBase object

**needs\_fitting**(*self*)

Returns boolean determining if component needs fitting before calling predict, predict\_proba, transform, or feature\_importances.

This can be overridden to False for components that do not need to be fit or whose fit methods do nothing.

**Returns** True.

**property parameters**(*self*)

Returns the parameters which were used to initialize the component.

**predict**(*self, X: pandas.DataFrame*) → *pandas.Series*

Make predictions using selected features.

**Parameters** **X** (*pd.DataFrame*) – Data of shape [n\_samples, n\_features].

**Returns** Predicted values.

**Return type** *pd.Series*

**Raises** **MethodPropertyNotFoundError** – If estimator does not have a predict method or a component\_obj that implements predict.

**predict\_proba**(*self, X: pandas.DataFrame*) → *pandas.Series*

Make probability estimates for labels.

**Parameters** **X** (*pd.DataFrame*) – Features.

**Returns** Probability estimates.

**Return type** *pd.Series*

**Raises** **MethodPropertyNotFoundError** – If estimator does not have a predict\_proba method or a component\_obj that implements predict\_proba.

**save**(*self, file\_path, pickle\_protocol=cloudpickle.DEFAULT\_PROTOCOL*)

Saves component at file path.

**Parameters**

- **file\_path** (*str*) – Location to save file.
- **pickle\_protocol** (*int*) – The pickle data stream format.

**update\_parameters**(*self, update\_dict, reset\_fit=True*)

Updates the parameter dictionary of the component.

**Parameters**

- **update\_dict** (*dict*) – A dict of parameters to update.
- **reset\_fit** (*bool*, *optional*) – If True, will set *\_is\_fitted* to False.

```
class evalml.pipelines.components.estimators.TimeSeriesBaselineEstimator(gap=1,
                                                                    forecast_horizon=1,
                                                                    random_seed=0,
                                                                    **kwargs)
```

Time series estimator that predicts using the naive forecasting approach.

This is useful as a simple baseline estimator for time series problems.

#### Parameters

- **gap** (*int*) – Gap between prediction date and target date and must be a positive integer. If gap is 0, target date will be shifted ahead by 1 time period. Defaults to 1.
- **forecast\_horizon** (*int*) – Number of time steps the model is expected to predict.
- **random\_seed** (*int*) – Seed for the random number generator. Defaults to 0.

#### Attributes

<b>hyper-parameter_ranges</b>	{}
<b>is_multiseries</b>	False
<b>model_family</b>	ModelFamily.BASELINE
<b>modifies_features</b>	True
<b>modifies_target</b>	False
<b>name</b>	Time Series Baseline Estimator
<b>supported_problem_types</b>	[ ProblemTypes.TIME_SERIES_REGRESSION, ProblemTypes.TIME_SERIES_BINARY, ProblemTypes.TIME_SERIES_MULTICLASS,]
<b>training_only</b>	False

#### Methods

<code>clone</code>	Constructs a new component with the same parameters and random state.
<code>default_parameters</code>	Returns the default parameters for this component.
<code>describe</code>	Describe a component and its parameters.
<code>feature_importance</code>	Returns importance associated with each feature.
<code>fit</code>	Fits time series baseline estimator to data.
<code>get_prediction_intervals</code>	Find the prediction intervals using the fitted regressor.
<code>load</code>	Loads component at file path.
<code>needs_fitting</code>	Returns boolean determining if component needs fitting before calling predict, predict_proba, transform, or feature_importances.
<code>parameters</code>	Returns the parameters which were used to initialize the component.
<code>predict</code>	Make predictions using fitted time series baseline estimator.
<code>predict_proba</code>	Make prediction probabilities using fitted time series baseline estimator.
<code>save</code>	Saves component at file path.
<code>update_parameters</code>	Updates the parameter dictionary of the component.

#### `clone(self)`

Constructs a new component with the same parameters and random state.

**Returns** A new instance of this component with identical parameters and random state.

#### `default_parameters(cls)`

Returns the default parameters for this component.

Our convention is that `Component.default_parameters == Component().parameters`.

**Returns** Default parameters for this component.

**Return type** dict

#### `describe(self, print_name=False, return_dict=False)`

Describe a component and its parameters.

##### Parameters

- **print\_name** (*bool, optional*) – whether to print name of component
- **return\_dict** (*bool, optional*) – whether to return description as dictionary in the format {"name": name, "parameters": parameters}

**Returns** Returns dictionary if return\_dict is True, else None.

**Return type** None or dict

#### `property feature_importance(self)`

Returns importance associated with each feature.

Since baseline estimators do not use input features to calculate predictions, returns an array of zeroes.

**Returns** An array of zeroes.

**Return type** np.ndarray (float)

**fit**(*self*, *X*, *y=None*)

Fits time series baseline estimator to data.

**Parameters**

- **X** (*pd.DataFrame*) – The input training data of shape [n\_samples, n\_features].
- **y** (*pd.Series*) – The target training data of length [n\_samples].

**Returns** *self*

**Raises** **ValueError** – If input y is None.

**get\_prediction\_intervals**(*self*, *X*: *pandas.DataFrame*, *y*: *Optional[pandas.Series] = None*, *coverage*: *List[float] = None*, *predictions*: *pandas.Series = None*) → Dict[str, *pandas.Series*]

Find the prediction intervals using the fitted regressor.

This function takes the predictions of the fitted estimator and calculates the rolling standard deviation across all predictions using a window size of 5. The lower and upper predictions are determined by taking the percent point (quantile) function of the lower tail probability at each bound multiplied by the rolling standard deviation.

**Parameters**

- **X** (*pd.DataFrame*) – Data of shape [n\_samples, n\_features].
- **y** (*pd.Series*) – Target data. Ignored.
- **coverage** (*list[float]*) – A list of floats between the values 0 and 1 that the upper and lower bounds of the prediction interval should be calculated for.
- **predictions** (*pd.Series*) – Optional list of predictions to use. If None, will generate predictions using X.

**Returns** Prediction intervals, keys are in the format {coverage}\_lower or {coverage}\_upper.

**Return type** dict

**Raises** **MethodPropertyNotFoundError** – If the estimator does not support Time Series Regression as a problem type.

**static load**(*file\_path*)

Loads component at file path.

**Parameters** **file\_path** (*str*) – Location to load file.

**Returns** ComponentBase object

**needs\_fitting**(*self*)

Returns boolean determining if component needs fitting before calling predict, predict\_proba, transform, or feature\_importances.

This can be overridden to False for components that do not need to be fit or whose fit methods do nothing.

**Returns** True.

**property parameters**(*self*)

Returns the parameters which were used to initialize the component.

**predict**(*self*, *X*)

Make predictions using fitted time series baseline estimator.

**Parameters** **X** (*pd.DataFrame*) – Data of shape [n\_samples, n\_features].

**Returns** Predicted values.

**Return type** `pd.Series`

**Raises** **ValueError** – If input `y` is `None`.

**predict\_proba**(*self*, *X*)

Make prediction probabilities using fitted time series baseline estimator.

**Parameters** **X** (*pd.DataFrame*) – Data of shape `[n_samples, n_features]`.

**Returns** Predicted probability values.

**Return type** `pd.DataFrame`

**Raises** **ValueError** – If input `y` is `None`.

**save**(*self*, *file\_path*, *pickle\_protocol=cloudpickle.DEFAULT\_PROTOCOL*)

Saves component at file path.

**Parameters**

- **file\_path** (*str*) – Location to save file.
- **pickle\_protocol** (*int*) – The pickle data stream format.

**update\_parameters**(*self*, *update\_dict*, *reset\_fit=True*)

Updates the parameter dictionary of the component.

**Parameters**

- **update\_dict** (*dict*) – A dict of parameters to update.
- **reset\_fit** (*bool*, *optional*) – If `True`, will set `_is_fitted` to `False`.

```
class evalml.pipelines.components.estimators.VARMAXRegressor(time_index: Optional[Hashable] =  
                                                           None, p: int = 1, q: int = 0, trend:  
                                                           Optional[str] = 'c', random_seed:  
                                                           Union[int, float] = 0, maxiter: int =  
                                                           10, use_covariates: bool = True,  
                                                           **kwargs)
```

Vector Autoregressive Moving Average with eXogenous regressors model. The two parameters (`p`, `q`) are the AR order and the MA order. More information here: <https://www.statmodels.org/stable/generated/statmodels.tsa.statespace.varmax.VARMAX.html>.

Currently VARMAXRegressor isn't supported via conda install. It's recommended that it be installed via PyPI.

**Parameters**

- **time\_index** (*str*) – Specifies the name of the column in `X` that provides the datetime objects. Defaults to `None`.
- **p** (*int*) – Maximum Autoregressive order. Defaults to 1.
- **q** (*int*) – Maximum Moving Average order. Defaults to 0.
- **trend** (*str*) – Controls the deterministic trend. Options are `['n', 'c', 't', 'ct']` where `'c'` is a constant term, `'t'` indicates a linear trend, and `'ct'` is both. Can also be an iterable when defining a polynomial, such as `[1, 1, 0, 1]`.
- **random\_seed** (*int*) – Seed for the random number generator. Defaults to 0.
- **max\_iter** (*int*) – Maximum number of iterations for solver. Defaults to 10.

- **use\_covariates** (*bool*) – If True, will pass exogenous variables in fit/predict methods. If False, forecasts will solely be based off of the datetimes and target values. Defaults to True.

#### Attributes

<b>hyper-parameter_ranges</b>	{ "p": Integer(1, 10), "q": Integer(1, 10), "trend": Categorical(['n', 'c', 't', 'ct']), }
<b>is_multiseries</b>	ModelFamily.VARMAX
<b>model_family</b>	None
<b>modifies_features</b>	True
<b>modifies_target</b>	False
<b>name</b>	VARMAX Regressor
<b>supported_problem_types</b>	[ProblemTypes.TIME_SERIES_REGRESSION]
<b>training_only</b>	False

#### Methods

<i>clone</i>	Constructs a new component with the same parameters and random state.
<i>default_parameters</i>	Returns the default parameters for this component.
<i>describe</i>	Describe a component and its parameters.
<i>feature_importance</i>	Returns array of 0's with a length of 1 as feature_importance is not defined for VARMAX regressor.
<i>fit</i>	Fits VARMAX regressor to data.
<i>get_prediction_intervals</i>	Find the prediction intervals using the fitted VARMAXRegressor.
<i>load</i>	Loads component at file path.
<i>needs_fitting</i>	Returns boolean determining if component needs fitting before calling predict, predict_proba, transform, or feature_importances.
<i>parameters</i>	Returns the parameters which were used to initialize the component.
<i>predict</i>	Make predictions using fitted VARMAX regressor.
<i>predict_proba</i>	Make probability estimates for labels.
<i>save</i>	Saves component at file path.
<i>update_parameters</i>	Updates the parameter dictionary of the component.

#### **clone**(*self*)

Constructs a new component with the same parameters and random state.

**Returns** A new instance of this component with identical parameters and random state.

#### **default\_parameters**(*cls*)

Returns the default parameters for this component.

Our convention is that `Component.default_parameters == Component().parameters`.

**Returns** Default parameters for this component.

**Return type** dict

**describe**(*self*, *print\_name=False*, *return\_dict=False*)

Describe a component and its parameters.

**Parameters**

- **print\_name** (*bool*, *optional*) – whether to print name of component
- **return\_dict** (*bool*, *optional*) – whether to return description as dictionary in the format {"name": name, "parameters": parameters}

**Returns** Returns dictionary if return\_dict is True, else None.

**Return type** None or dict

**property feature\_importance**(*self*) → numpy.ndarray

Returns array of 0's with a length of 1 as feature\_importance is not defined for VARMAX regressor.

**fit**(*self*, *X: pandas.DataFrame*, *y: Optional[pandas.DataFrame] = None*)

Fits VARMAX regressor to data.

**Parameters**

- **X** (*pd.DataFrame*) – The input training data of shape [n\_samples, n\_features].
- **y** (*pd.DataFrame*) – The target training data of shape [n\_samples, n\_series\_id\_values].

**Returns** self

**Raises** **ValueError** – If y was not passed in.

**abstract get\_prediction\_intervals**(*self*, *X: pandas.DataFrame*, *y: pandas.DataFrame = None*,  
*coverage: List[float] = None*, *predictions: pandas.Series = None*)  
→ Dict[str, pandas.Series]

Find the prediction intervals using the fitted VARMAXRegressor.

**Parameters**

- **X** (*pd.DataFrame*) – Data of shape [n\_samples, n\_features].
- **y** (*pd.DataFrame*) – Target data of shape [n\_samples, n\_series\_id\_values]. Optional.
- **coverage** (*list[float]*) – A list of floats between the values 0 and 1 that the upper and lower bounds of the prediction interval should be calculated for.
- **predictions** (*pd.Series*) – Not used for VARMAX regressor.

**Returns** Prediction intervals, keys are in the format {coverage}\_lower or {coverage}\_upper.

**Return type** dict

**static load**(*file\_path*)

Loads component at file path.

**Parameters** **file\_path** (*str*) – Location to load file.

**Returns** ComponentBase object

**needs\_fitting**(*self*)

Returns boolean determining if component needs fitting before calling predict, predict\_proba, transform, or feature\_importances.

This can be overridden to False for components that do not need to be fit or whose fit methods do nothing.

**Returns** True.



**property parameters**(*self*)

Returns the parameters which were used to initialize the component.

**predict**(*self*, *X*: *pandas.DataFrame*, *y*: *Optional[pandas.DataFrame] = None*) → *pandas.Series*

Make predictions using fitted VARMAX regressor.

**Parameters**

- **X** (*pd.DataFrame*) – Data of shape [n\_samples, n\_features].
- **y** (*pd.DataFrame*) – Target data of shape [n\_samples, n\_series\_id\_values].

**Returns** Predicted values.

**Return type** *pd.Series*

**Raises** **ValueError** – If *X* was passed to *fit* but not passed in *predict*.

**predict\_proba**(*self*, *X*: *pandas.DataFrame*) → *pandas.Series*

Make probability estimates for labels.

**Parameters** **X** (*pd.DataFrame*) – Features.

**Returns** Probability estimates.

**Return type** *pd.Series*

**Raises** **MethodPropertyNotFoundError** – If estimator does not have a *predict\_proba* method or a *component\_obj* that implements *predict\_proba*.

**save**(*self*, *file\_path*, *pickle\_protocol=cloudpickle.DEFAULT\_PROTOCOL*)

Saves component at file path.

**Parameters**

- **file\_path** (*str*) – Location to save file.
- **pickle\_protocol** (*int*) – The pickle data stream format.

**update\_parameters**(*self*, *update\_dict*, *reset\_fit=True*)

Updates the parameter dictionary of the component.

**Parameters**

- **update\_dict** (*dict*) – A dict of parameters to update.
- **reset\_fit** (*bool*, *optional*) – If True, will set *\_is\_fitted* to False.

```
class evalml.pipelines.components.estimators.VowpalWabbitBinaryClassifier(loss_function='logistic',
                                                                    learning_rate=0.5,
                                                                    de-
                                                                    cay_learning_rate=1.0,
                                                                    power_t=0.5,
                                                                    passes=1,
                                                                    random_seed=0,
                                                                    **kwargs)
```

Vowpal Wabbit Binary Classifier.

**Parameters**

- **loss\_function** (*str*) – Specifies the loss function to use. One of {“squared”, “classic”, “hinge”, “logistic”, “quantile”}. Defaults to “logistic”.
- **learning\_rate** (*float*) – Boosting learning rate. Defaults to 0.5.

- **decay\_learning\_rate** (*float*) – Decay factor for learning\_rate. Defaults to 1.0.
- **power\_t** (*float*) – Power on learning rate decay. Defaults to 0.5.
- **passes** (*int*) – Number of training passes. Defaults to 1.
- **random\_seed** (*int*) – Seed for the random number generator. Defaults to 0.

#### Attributes

<b>hyper-parameter_ranges</b>	None
<b>is_multiseries</b>	False
<b>model_family</b>	ModelFamily.VOWPAL_WABBIT
<b>modifies_features</b>	True
<b>modifies_target</b>	False
<b>name</b>	Vowpal Wabbit Binary Classifier
<b>supported_problem_types</b>	[ ProblemTypes.BINARY, ProblemTypes.TIME_SERIES_BINARY,]
<b>training_only</b>	False

#### Methods

<i>clone</i>	Constructs a new component with the same parameters and random state.
<i>default_parameters</i>	Returns the default parameters for this component.
<i>describe</i>	Describe a component and its parameters.
<i>feature_importance</i>	Feature importance for Vowpal Wabbit classifiers. This is not implemented.
<i>fit</i>	Fits estimator to data.
<i>get_prediction_intervals</i>	Find the prediction intervals using the fitted regressor.
<i>load</i>	Loads component at file path.
<i>needs_fitting</i>	Returns boolean determining if component needs fitting before calling predict, predict_proba, transform, or feature_importances.
<i>parameters</i>	Returns the parameters which were used to initialize the component.
<i>predict</i>	Make predictions using selected features.
<i>predict_proba</i>	Make probability estimates for labels.
<i>save</i>	Saves component at file path.
<i>update_parameters</i>	Updates the parameter dictionary of the component.

#### **clone**(*self*)

Constructs a new component with the same parameters and random state.

**Returns** A new instance of this component with identical parameters and random state.

#### **default\_parameters**(*cls*)

Returns the default parameters for this component.

Our convention is that `Component.default_parameters == Component().parameters`.

**Returns** Default parameters for this component.

**Return type** dict

**describe**(*self*, *print\_name=False*, *return\_dict=False*)

Describe a component and its parameters.

**Parameters**

- **print\_name** (*bool*, *optional*) – whether to print name of component
- **return\_dict** (*bool*, *optional*) – whether to return description as dictionary in the format {"name": name, "parameters": parameters}

**Returns** Returns dictionary if return\_dict is True, else None.

**Return type** None or dict

**property feature\_importance**(*self*)

Feature importance for Vowpal Wabbit classifiers. This is not implemented.

**fit**(*self*, *X: pandas.DataFrame*, *y: Optional[pandas.Series] = None*)

Fits estimator to data.

**Parameters**

- **X** (*pd.DataFrame*) – The input training data of shape [n\_samples, n\_features].
- **y** (*pd.Series*, *optional*) – The target training data of length [n\_samples].

**Returns** self

**get\_prediction\_intervals**(*self*, *X: pandas.DataFrame*, *y: Optional[pandas.Series] = None*, *coverage: List[float] = None*, *predictions: pandas.Series = None*) → Dict[str, pandas.Series]

Find the prediction intervals using the fitted regressor.

This function takes the predictions of the fitted estimator and calculates the rolling standard deviation across all predictions using a window size of 5. The lower and upper predictions are determined by taking the percent point (quantile) function of the lower tail probability at each bound multiplied by the rolling standard deviation.

**Parameters**

- **X** (*pd.DataFrame*) – Data of shape [n\_samples, n\_features].
- **y** (*pd.Series*) – Target data. Ignored.
- **coverage** (*list[float]*) – A list of floats between the values 0 and 1 that the upper and lower bounds of the prediction interval should be calculated for.
- **predictions** (*pd.Series*) – Optional list of predictions to use. If None, will generate predictions using X.

**Returns** Prediction intervals, keys are in the format {coverage}\_lower or {coverage}\_upper.

**Return type** dict

**Raises** **MethodPropertyNotFoundError** – If the estimator does not support Time Series Regression as a problem type.

**static load**(*file\_path*)

Loads component at file path.

**Parameters** **file\_path** (*str*) – Location to load file.

**Returns** ComponentBase object

**needs\_fitting**(*self*)

Returns boolean determining if component needs fitting before calling predict, predict\_proba, transform, or feature\_importances.

This can be overridden to False for components that do not need to be fit or whose fit methods do nothing.

**Returns** True.

**property parameters**(*self*)

Returns the parameters which were used to initialize the component.

**predict**(*self*, *X*: *pandas.DataFrame*) → *pandas.Series*

Make predictions using selected features.

**Parameters** *X* (*pd.DataFrame*) – Data of shape [n\_samples, n\_features].

**Returns** Predicted values.

**Return type** *pd.Series*

**Raises** **MethodPropertyNotFoundError** – If estimator does not have a predict method or a component\_obj that implements predict.

**predict\_proba**(*self*, *X*: *pandas.DataFrame*) → *pandas.Series*

Make probability estimates for labels.

**Parameters** *X* (*pd.DataFrame*) – Features.

**Returns** Probability estimates.

**Return type** *pd.Series*

**Raises** **MethodPropertyNotFoundError** – If estimator does not have a predict\_proba method or a component\_obj that implements predict\_proba.

**save**(*self*, *file\_path*, *pickle\_protocol*=*cloudpickle.DEFAULT\_PROTOCOL*)

Saves component at file path.

**Parameters**

- **file\_path** (*str*) – Location to save file.
- **pickle\_protocol** (*int*) – The pickle data stream format.

**update\_parameters**(*self*, *update\_dict*, *reset\_fit*=*True*)

Updates the parameter dictionary of the component.

**Parameters**

- **update\_dict** (*dict*) – A dict of parameters to update.
- **reset\_fit** (*bool*, *optional*) – If True, will set *\_is\_fitted* to False.

```
class evalml.pipelines.components.estimators.VowpalWabbitMulticlassClassifier(loss_function='logistic',
                                                                              learning_rate=0.5,
                                                                              decay_learning_rate=1.0,
                                                                              power_t=0.5,
                                                                              passes=1, random_seed=0,
                                                                              **kwargs)
```

Vowpal Wabbit Multiclass Classifier.

### Parameters

- **loss\_function** (*str*) – Specifies the loss function to use. One of {“squared”, “classic”, “hinge”, “logistic”, “quantile”}. Defaults to “logistic”.
- **learning\_rate** (*float*) – Boosting learning rate. Defaults to 0.5.
- **decay\_learning\_rate** (*float*) – Decay factor for learning\_rate. Defaults to 1.0.
- **power\_t** (*float*) – Power on learning rate decay. Defaults to 0.5.
- **random\_seed** (*int*) – Seed for the random number generator. Defaults to 0.

### Attributes

<b>hyper-parameter_ranges</b>	None
<b>is_multiseries</b>	False
<b>model_family</b>	ModelFamily.VOWPAL_WABBIT
<b>modifies_features</b>	True
<b>modifies_target</b>	False
<b>name</b>	Vowpal Wabbit Multiclass Classifier
<b>supported_problem_types</b>	[ ProblemTypes.MULTICLASS, ProblemTypes.TIME_SERIES_MULTICLASS,]
<b>training_only</b>	False

### Methods

<i>clone</i>	Constructs a new component with the same parameters and random state.
<i>default_parameters</i>	Returns the default parameters for this component.
<i>describe</i>	Describe a component and its parameters.
<i>feature_importance</i>	Feature importance for Vowpal Wabbit classifiers. This is not implemented.
<i>fit</i>	Fits estimator to data.
<i>get_prediction_intervals</i>	Find the prediction intervals using the fitted regressor.
<i>load</i>	Loads component at file path.
<i>needs_fitting</i>	Returns boolean determining if component needs fitting before calling predict, predict_proba, transform, or feature_importances.
<i>parameters</i>	Returns the parameters which were used to initialize the component.
<i>predict</i>	Make predictions using selected features.
<i>predict_proba</i>	Make probability estimates for labels.
<i>save</i>	Saves component at file path.
<i>update_parameters</i>	Updates the parameter dictionary of the component.

**clone**(*self*)

Constructs a new component with the same parameters and random state.

**Returns** A new instance of this component with identical parameters and random state.

**default\_parameters**(*cls*)

Returns the default parameters for this component.

Our convention is that `Component.default_parameters == Component().parameters`.

**Returns** Default parameters for this component.

**Return type** dict

**describe**(*self*, *print\_name=False*, *return\_dict=False*)

Describe a component and its parameters.

**Parameters**

- **print\_name** (*bool*, *optional*) – whether to print name of component
- **return\_dict** (*bool*, *optional*) – whether to return description as dictionary in the format {"name": name, "parameters": parameters}

**Returns** Returns dictionary if `return_dict` is `True`, else `None`.

**Return type** None or dict

**property feature\_importance**(*self*)

Feature importance for Vowpal Wabbit classifiers. This is not implemented.

**fit**(*self*, *X*: *pandas.DataFrame*, *y*: *Optional[pandas.Series] = None*)

Fits estimator to data.

**Parameters**

- **X** (*pd.DataFrame*) – The input training data of shape `[n_samples, n_features]`.
- **y** (*pd.Series*, *optional*) – The target training data of length `[n_samples]`.

**Returns** *self*

**get\_prediction\_intervals**(*self*, *X*: *pandas.DataFrame*, *y*: *Optional[pandas.Series] = None*, *coverage*: *List[float] = None*, *predictions*: *pandas.Series = None*) → Dict[str, *pandas.Series*]

Find the prediction intervals using the fitted regressor.

This function takes the predictions of the fitted estimator and calculates the rolling standard deviation across all predictions using a window size of 5. The lower and upper predictions are determined by taking the percent point (quantile) function of the lower tail probability at each bound multiplied by the rolling standard deviation.

**Parameters**

- **X** (*pd.DataFrame*) – Data of shape `[n_samples, n_features]`.
- **y** (*pd.Series*) – Target data. Ignored.
- **coverage** (*list[float]*) – A list of floats between the values 0 and 1 that the upper and lower bounds of the prediction interval should be calculated for.
- **predictions** (*pd.Series*) – Optional list of predictions to use. If `None`, will generate predictions using `X`.

**Returns** Prediction intervals, keys are in the format `{coverage}_lower` or `{coverage}_upper`.

**Return type** dict

**Raises** **MethodPropertyNotFoundError** – If the estimator does not support Time Series Regression as a problem type.

**static load**(*file\_path*)

Loads component at file path.

**Parameters** **file\_path** (*str*) – Location to load file.

**Returns** ComponentBase object

**needs\_fitting**(*self*)

Returns boolean determining if component needs fitting before calling predict, predict\_proba, transform, or feature\_importances.

This can be overridden to False for components that do not need to be fit or whose fit methods do nothing.

**Returns** True.

**property parameters**(*self*)

Returns the parameters which were used to initialize the component.

**predict**(*self*, *X*: *pandas.DataFrame*) → *pandas.Series*

Make predictions using selected features.

**Parameters** **X** (*pd.DataFrame*) – Data of shape [n\_samples, n\_features].

**Returns** Predicted values.

**Return type** *pd.Series*

**Raises** **MethodPropertyNotFoundError** – If estimator does not have a predict method or a component\_obj that implements predict.

**predict\_proba**(*self*, *X*: *pandas.DataFrame*) → *pandas.Series*

Make probability estimates for labels.

**Parameters** **X** (*pd.DataFrame*) – Features.

**Returns** Probability estimates.

**Return type** *pd.Series*

**Raises** **MethodPropertyNotFoundError** – If estimator does not have a predict\_proba method or a component\_obj that implements predict\_proba.

**save**(*self*, *file\_path*, *pickle\_protocol*=*cloudpickle.DEFAULT\_PROTOCOL*)

Saves component at file path.

**Parameters**

- **file\_path** (*str*) – Location to save file.
- **pickle\_protocol** (*int*) – The pickle data stream format.

**update\_parameters**(*self*, *update\_dict*, *reset\_fit*=*True*)

Updates the parameter dictionary of the component.

**Parameters**

- **update\_dict** (*dict*) – A dict of parameters to update.
- **reset\_fit** (*bool*, *optional*) – If True, will set *\_is\_fitted* to False.

```
class evalml.pipelines.components.estimators.VowpalWabbitRegressor(learning_rate=0.5,
                                                                decay_learning_rate=1.0,
                                                                power_t=0.5, passes=1,
                                                                random_seed=0, **kwargs)
```

Vowpal Wabbit Regressor.

#### Parameters

- **learning\_rate** (*float*) – Boosting learning rate. Defaults to 0.5.
- **decay\_learning\_rate** (*float*) – Decay factor for learning\_rate. Defaults to 1.0.
- **power\_t** (*float*) – Power on learning rate decay. Defaults to 0.5.
- **passes** (*int*) – Number of training passes. Defaults to 1.
- **random\_seed** (*int*) – Seed for the random number generator. Defaults to 0.

#### Attributes

<b>hyper-parameter_ranges</b>	None
<b>is_multiseries</b>	False
<b>model_family</b>	ModelFamily.VOWPAL_WABBIT
<b>modifies_features</b>	True
<b>modifies_target</b>	False
<b>name</b>	Vowpal Wabbit Regressor
<b>supported_problem_types</b>	[ ProblemTypes.REGRESSION, ProblemTypes.TIME_SERIES_REGRESSION,]
<b>training_only</b>	False

#### Methods

<i>clone</i>	Constructs a new component with the same parameters and random state.
<i>default_parameters</i>	Returns the default parameters for this component.
<i>describe</i>	Describe a component and its parameters.
<i>feature_importance</i>	Feature importance for Vowpal Wabbit regressor.
<i>fit</i>	Fits estimator to data.
<i>get_prediction_intervals</i>	Find the prediction intervals using the fitted regressor.
<i>load</i>	Loads component at file path.
<i>needs_fitting</i>	Returns boolean determining if component needs fitting before calling predict, predict_proba, transform, or feature_importances.
<i>parameters</i>	Returns the parameters which were used to initialize the component.
<i>predict</i>	Make predictions using selected features.
<i>predict_proba</i>	Make probability estimates for labels.
<i>save</i>	Saves component at file path.
<i>update_parameters</i>	Updates the parameter dictionary of the component.



**clone**(*self*)

Constructs a new component with the same parameters and random state.

**Returns** A new instance of this component with identical parameters and random state.

**default\_parameters**(*cls*)

Returns the default parameters for this component.

Our convention is that `Component.default_parameters == Component().parameters`.

**Returns** Default parameters for this component.

**Return type** dict

**describe**(*self*, *print\_name=False*, *return\_dict=False*)

Describe a component and its parameters.

**Parameters**

- **print\_name** (*bool*, *optional*) – whether to print name of component
- **return\_dict** (*bool*, *optional*) – whether to return description as dictionary in the format {"name": name, "parameters": parameters}

**Returns** Returns dictionary if `return_dict` is `True`, else `None`.

**Return type** None or dict

**property feature\_importance**(*self*)

Feature importance for Vowpal Wabbit regressor.

**fit**(*self*, *X: pandas.DataFrame*, *y: Optional[pandas.Series] = None*)

Fits estimator to data.

**Parameters**

- **X** (*pd.DataFrame*) – The input training data of shape [n\_samples, n\_features].
- **y** (*pd.Series*, *optional*) – The target training data of length [n\_samples].

**Returns** self

**get\_prediction\_intervals**(*self*, *X: pandas.DataFrame*, *y: Optional[pandas.Series] = None*, *coverage: List[float] = None*, *predictions: pandas.Series = None*) → Dict[str, pandas.Series]

Find the prediction intervals using the fitted regressor.

This function takes the predictions of the fitted estimator and calculates the rolling standard deviation across all predictions using a window size of 5. The lower and upper predictions are determined by taking the percent point (quantile) function of the lower tail probability at each bound multiplied by the rolling standard deviation.

**Parameters**

- **X** (*pd.DataFrame*) – Data of shape [n\_samples, n\_features].
- **y** (*pd.Series*) – Target data. Ignored.
- **coverage** (*list[float]*) – A list of floats between the values 0 and 1 that the upper and lower bounds of the prediction interval should be calculated for.
- **predictions** (*pd.Series*) – Optional list of predictions to use. If `None`, will generate predictions using `X`.

**Returns** Prediction intervals, keys are in the format {coverage}\_lower or {coverage}\_upper.

**Return type** dict

**Raises** **MethodPropertyNotFoundError** – If the estimator does not support Time Series Regression as a problem type.

**static load**(*file\_path*)

Loads component at file path.

**Parameters** **file\_path** (*str*) – Location to load file.

**Returns** ComponentBase object

**needs\_fitting**(*self*)

Returns boolean determining if component needs fitting before calling predict, predict\_proba, transform, or feature\_importances.

This can be overridden to False for components that do not need to be fit or whose fit methods do nothing.

**Returns** True.

**property parameters**(*self*)

Returns the parameters which were used to initialize the component.

**predict**(*self*, *X*: *pandas.DataFrame*) → *pandas.Series*

Make predictions using selected features.

**Parameters** **X** (*pd.DataFrame*) – Data of shape [n\_samples, n\_features].

**Returns** Predicted values.

**Return type** *pd.Series*

**Raises** **MethodPropertyNotFoundError** – If estimator does not have a predict method or a component\_obj that implements predict.

**predict\_proba**(*self*, *X*: *pandas.DataFrame*) → *pandas.Series*

Make probability estimates for labels.

**Parameters** **X** (*pd.DataFrame*) – Features.

**Returns** Probability estimates.

**Return type** *pd.Series*

**Raises** **MethodPropertyNotFoundError** – If estimator does not have a predict\_proba method or a component\_obj that implements predict\_proba.

**save**(*self*, *file\_path*, *pickle\_protocol*=*cloudpickle.DEFAULT\_PROTOCOL*)

Saves component at file path.

**Parameters**

- **file\_path** (*str*) – Location to save file.
- **pickle\_protocol** (*int*) – The pickle data stream format.

**update\_parameters**(*self*, *update\_dict*, *reset\_fit*=*True*)

Updates the parameter dictionary of the component.

**Parameters**

- **update\_dict** (*dict*) – A dict of parameters to update.
- **reset\_fit** (*bool*, *optional*) – If True, will set *\_is\_fitted* to False.

```
class evalml.pipelines.components.estimators.XGBoostClassifier(eta=0.1, max_depth=6,
                                                             min_child_weight=1,
                                                             n_estimators=100,
                                                             random_seed=0,
                                                             eval_metric='logloss', n_jobs=12,
                                                             **kwargs)
```

XGBoost Classifier.

#### Parameters

- **eta** (*float*) – Boosting learning rate. Defaults to 0.1.
- **max\_depth** (*int*) – Maximum tree depth for base learners. Defaults to 6.
- **min\_child\_weight** (*float*) – Minimum sum of instance weight (hessian) needed in a child. Defaults to 1.0
- **n\_estimators** (*int*) – Number of gradient boosted trees. Equivalent to number of boosting rounds. Defaults to 100.
- **random\_seed** (*int*) – Seed for the random number generator. Defaults to 0.
- **n\_jobs** (*int*) – Number of parallel threads used to run xgboost. Note that creating thread contention will significantly slow down the algorithm. Defaults to 12.

#### Attributes

<b>hyper-parameter_ranges</b>	{ "eta": Real(0.000001, 1), "max_depth": Integer(1, 10), "min_child_weight": Real(1, 10), "n_estimators": Integer(1, 1000), }
<b>is_multiseries</b>	False
<b>model_family</b>	ModelFamily.XGBOOST
<b>modifies_features</b>	True
<b>modifies_target</b>	False
<b>name</b>	XGBoost Classifier
<b>SEED_MAX</b>	None
<b>SEED_MIN</b>	None
<b>supported_problem_types</b>	[ ProblemTypes.BINARY, ProblemTypes.MULTICLASS, ProblemTypes.TIME_SERIES_BINARY, ProblemTypes.TIME_SERIES_MULTICLASS, ]
<b>training_only</b>	False

#### Methods

<code>clone</code>	Constructs a new component with the same parameters and random state.
<code>default_parameters</code>	Returns the default parameters for this component.
<code>describe</code>	Describe a component and its parameters.
<code>feature_importance</code>	Feature importance of fitted XGBoost classifier.
<code>fit</code>	Fits XGBoost classifier component to data.
<code>get_prediction_intervals</code>	Find the prediction intervals using the fitted regressor.
<code>load</code>	Loads component at file path.
<code>needs_fitting</code>	Returns boolean determining if component needs fitting before calling predict, predict_proba, transform, or feature_importances.
<code>parameters</code>	Returns the parameters which were used to initialize the component.
<code>predict</code>	Make predictions using the fitted XGBoost classifier.
<code>predict_proba</code>	Make predictions using the fitted CatBoost classifier.
<code>save</code>	Saves component at file path.
<code>update_parameters</code>	Updates the parameter dictionary of the component.

**clone**(*self*)

Constructs a new component with the same parameters and random state.

**Returns** A new instance of this component with identical parameters and random state.

**default\_parameters**(*cls*)

Returns the default parameters for this component.

Our convention is that `Component.default_parameters == Component().parameters`.

**Returns** Default parameters for this component.

**Return type** dict

**describe**(*self*, *print\_name=False*, *return\_dict=False*)

Describe a component and its parameters.

**Parameters**

- **print\_name** (*bool*, *optional*) – whether to print name of component
- **return\_dict** (*bool*, *optional*) – whether to return description as dictionary in the format {"name": name, "parameters": parameters}

**Returns** Returns dictionary if return\_dict is True, else None.

**Return type** None or dict

**property feature\_importance**(*self*)

Feature importance of fitted XGBoost classifier.

**fit**(*self*, *X*, *y=None*)

Fits XGBoost classifier component to data.

**Parameters**

- **X** (*pd.DataFrame*) – The input training data of shape [n\_samples, n\_features].
- **y** (*pd.Series*) – The target training data of length [n\_samples].

**Returns** self

**get\_prediction\_intervals**(*self*, *X*: *pandas.DataFrame*, *y*: *Optional[pandas.Series] = None*, *coverage*: *List[float] = None*, *predictions*: *pandas.Series = None*) → *Dict[str, pandas.Series]*

Find the prediction intervals using the fitted regressor.

This function takes the predictions of the fitted estimator and calculates the rolling standard deviation across all predictions using a window size of 5. The lower and upper predictions are determined by taking the percent point (quantile) function of the lower tail probability at each bound multiplied by the rolling standard deviation.

#### Parameters

- **X** (*pd.DataFrame*) – Data of shape [n\_samples, n\_features].
- **y** (*pd.Series*) – Target data. Ignored.
- **coverage** (*list[float]*) – A list of floats between the values 0 and 1 that the upper and lower bounds of the prediction interval should be calculated for.
- **predictions** (*pd.Series*) – Optional list of predictions to use. If None, will generate predictions using X.

**Returns** Prediction intervals, keys are in the format {coverage}\_lower or {coverage}\_upper.

**Return type** dict

**Raises** **MethodPropertyNotFoundError** – If the estimator does not support Time Series Regression as a problem type.

**static load**(*file\_path*)

Loads component at file path.

**Parameters** **file\_path** (*str*) – Location to load file.

**Returns** ComponentBase object

**needs\_fitting**(*self*)

Returns boolean determining if component needs fitting before calling predict, predict\_proba, transform, or feature\_importances.

This can be overridden to False for components that do not need to be fit or whose fit methods do nothing.

**Returns** True.

**property parameters**(*self*)

Returns the parameters which were used to initialize the component.

**predict**(*self*, *X*)

Make predictions using the fitted XGBoost classifier.

**Parameters** **X** (*pd.DataFrame*) – Data of shape [n\_samples, n\_features].

**Returns** Predicted values.

**Return type** *pd.DataFrame*

**predict\_proba**(*self*, *X*)

Make predictions using the fitted CatBoost classifier.

**Parameters** **X** (*pd.DataFrame*) – Data of shape [n\_samples, n\_features].

**Returns** Predicted values.

**Return type** *pd.DataFrame*

**save**(*self*, *file\_path*, *pickle\_protocol*=*cloudpickle.DEFAULT\_PROTOCOL*)

Saves component at file path.

#### Parameters

- **file\_path** (*str*) – Location to save file.
- **pickle\_protocol** (*int*) – The pickle data stream format.

**update\_parameters**(*self*, *update\_dict*, *reset\_fit*=*True*)

Updates the parameter dictionary of the component.

#### Parameters

- **update\_dict** (*dict*) – A dict of parameters to update.
- **reset\_fit** (*bool*, *optional*) – If True, will set *\_is\_fitted* to False.

**class** evalml.pipelines.components.estimators.XGBoostRegressor(*eta*: *float* = 0.1, *max\_depth*: *int* = 6, *min\_child\_weight*: *int* = 1, *n\_estimators*: *int* = 100, *random\_seed*: *Union[int, float]* = 0, *n\_jobs*: *int* = 12, *\*\*kwargs*)

XGBoost Regressor.

#### Parameters

- **eta** (*float*) – Boosting learning rate. Defaults to 0.1.
- **max\_depth** (*int*) – Maximum tree depth for base learners. Defaults to 6.
- **min\_child\_weight** (*float*) – Minimum sum of instance weight (hessian) needed in a child. Defaults to 1.0
- **n\_estimators** (*int*) – Number of gradient boosted trees. Equivalent to number of boosting rounds. Defaults to 100.
- **random\_seed** (*int*) – Seed for the random number generator. Defaults to 0.
- **n\_jobs** (*int*) – Number of parallel threads used to run xgboost. Note that creating thread contention will significantly slow down the algorithm. Defaults to 12.

#### Attributes

<b>hyper-parameter_ranges</b>	{ "eta": Real(0.000001, 1), "max_depth": Integer(1, 20), "min_child_weight": Real(1, 10), "n_estimators": Integer(1, 1000), }
<b>is_multiseries</b>	False
<b>model_family</b>	ModelFamily.XGBOOST
<b>modifies_features</b>	True
<b>modifies_target</b>	False
<b>name</b>	XGBoost Regressor
<b>SEED_MAX</b>	None
<b>SEED_MIN</b>	None
<b>supported_problem_types</b>	[ ProblemTypes.REGRESSION, ProblemTypes.TIME_SERIES_REGRESSION, ]
<b>training_only</b>	False

## Methods

<code>clone</code>	Constructs a new component with the same parameters and random state.
<code>default_parameters</code>	Returns the default parameters for this component.
<code>describe</code>	Describe a component and its parameters.
<code>feature_importance</code>	Feature importance of fitted XGBoost regressor.
<code>fit</code>	Fits XGBoost regressor component to data.
<code>get_prediction_intervals</code>	Find the prediction intervals using the fitted XGBoostRegressor.
<code>load</code>	Loads component at file path.
<code>needs_fitting</code>	Returns boolean determining if component needs fitting before calling predict, predict_proba, transform, or feature_importances.
<code>parameters</code>	Returns the parameters which were used to initialize the component.
<code>predict</code>	Make predictions using fitted XGBoost regressor.
<code>predict_proba</code>	Make probability estimates for labels.
<code>save</code>	Saves component at file path.
<code>update_parameters</code>	Updates the parameter dictionary of the component.

### `clone(self)`

Constructs a new component with the same parameters and random state.

**Returns** A new instance of this component with identical parameters and random state.

### `default_parameters(cls)`

Returns the default parameters for this component.

Our convention is that `Component.default_parameters == Component().parameters`.

**Returns** Default parameters for this component.

**Return type** dict

### `describe(self, print_name=False, return_dict=False)`

Describe a component and its parameters.

#### Parameters

- **print\_name** (*bool, optional*) – whether to print name of component
- **return\_dict** (*bool, optional*) – whether to return description as dictionary in the format {"name": name, "parameters": parameters}

**Returns** Returns dictionary if return\_dict is True, else None.

**Return type** None or dict

### `property feature_importance(self) → pandas.Series`

Feature importance of fitted XGBoost regressor.

### `fit(self, X: pandas.DataFrame, y: Optional[pandas.Series] = None)`

Fits XGBoost regressor component to data.

#### Parameters

- **X** (*pd.DataFrame*) – The input training data of shape [n\_samples, n\_features].
- **y** (*pd.Series, optional*) – The target training data of length [n\_samples].

**Returns** self

**get\_prediction\_intervals**(*self*, *X*: pandas.DataFrame, *y*: Optional[pandas.Series] = None, *coverage*: List[float] = None, *predictions*: pandas.Series = None) → Dict[str, pandas.Series]

Find the prediction intervals using the fitted XGBoostRegressor.

**Parameters**

- **X** (*pd.DataFrame*) – Data of shape [n\_samples, n\_features].
- **y** (*pd.Series*) – Target data. Ignored.
- **coverage** (*List[float]*) – A list of floats between the values 0 and 1 that the upper and lower bounds of the prediction interval should be calculated for.
- **predictions** (*pd.Series*) – Optional list of predictions to use. If None, will generate predictions using X.

**Returns** Prediction intervals, keys are in the format {coverage}\_lower or {coverage}\_upper.

**Return type** dict

**static load**(*file\_path*)

Loads component at file path.

**Parameters** **file\_path** (*str*) – Location to load file.

**Returns** ComponentBase object

**needs\_fitting**(*self*)

Returns boolean determining if component needs fitting before calling predict, predict\_proba, transform, or feature\_importances.

This can be overridden to False for components that do not need to be fit or whose fit methods do nothing.

**Returns** True.

**property parameters**(*self*)

Returns the parameters which were used to initialize the component.

**predict**(*self*, *X*: pandas.DataFrame) → pandas.Series

Make predictions using fitted XGBoost regressor.

**Parameters** **X** (*pd.DataFrame*) – Data of shape [n\_samples, n\_features].

**Returns** Predicted values.

**Return type** pd.Series

**predict\_proba**(*self*, *X*: pandas.DataFrame) → pandas.Series

Make probability estimates for labels.

**Parameters** **X** (*pd.DataFrame*) – Features.

**Returns** Probability estimates.

**Return type** pd.Series

**Raises** **MethodPropertyNotFoundError** – If estimator does not have a predict\_proba method or a component\_obj that implements predict\_proba.



**save**(*self*, *file\_path*, *pickle\_protocol*=*cloudpickle.DEFAULT\_PROTOCOL*)

Saves component at file path.

**Parameters**

- **file\_path** (*str*) – Location to save file.
- **pickle\_protocol** (*int*) – The pickle data stream format.

**update\_parameters**(*self*, *update\_dict*, *reset\_fit*=*True*)

Updates the parameter dictionary of the component.

**Parameters**

- **update\_dict** (*dict*) – A dict of parameters to update.
- **reset\_fit** (*bool*, *optional*) – If True, will set *\_is\_fitted* to False.

## transformers

Components that transform data.

### Subpackages

#### dimensionality\_reduction

Transformers that reduce the dimensionality of the input data.

### Submodules

#### Ida

Component that reduces the number of features by using Linear Discriminant Analysis.

## Module Contents

### Classes Summary

---

*LinearDiscriminantAnalysis*

Reduces the number of features by using Linear Discriminant Analysis.

---

## Contents

`class evalml.pipelines.components.transformers.dimensionality_reduction.lda.LinearDiscriminantAnalysis()`

Reduces the number of features by using Linear Discriminant Analysis.

### Parameters

- **n\_components** (*int*) – The number of features to maintain after computation. Defaults to None.
- **random\_seed** (*int*) – Seed for the random number generator. Defaults to 0.

### Attributes

<b>hyper-parameter_ranges</b>	{}
<b>is_multiseries</b>	False
<b>modifies_features</b>	True
<b>modifies_target</b>	False
<b>name</b>	Linear Discriminant Analysis Transformer
<b>training_only</b>	False

### Methods

<i>clone</i>	Constructs a new component with the same parameters and random state.
<i>default_parameters</i>	Returns the default parameters for this component.
<i>describe</i>	Describe a component and its parameters.
<i>fit</i>	Fits the LDA component.
<i>fit_transform</i>	Fit and transform data using the LDA component.
<i>load</i>	Loads component at file path.
<i>needs_fitting</i>	Returns boolean determining if component needs fitting before calling predict, predict_proba, transform, or feature_importances.
<i>parameters</i>	Returns the parameters which were used to initialize the component.
<i>save</i>	Saves component at file path.
<i>transform</i>	Transform data using the fitted LDA component.
<i>update_parameters</i>	Updates the parameter dictionary of the component.

### **clone**(*self*)

Constructs a new component with the same parameters and random state.

**Returns** A new instance of this component with identical parameters and random state.

### **default\_parameters**(*cls*)

Returns the default parameters for this component.

Our convention is that `Component.default_parameters == Component().parameters`.

**Returns** Default parameters for this component.

**Return type** dict

**describe**(*self*, *print\_name=False*, *return\_dict=False*)

Describe a component and its parameters.

**Parameters**

- **print\_name** (*bool*, *optional*) – whether to print name of component
- **return\_dict** (*bool*, *optional*) – whether to return description as dictionary in the format {"name": name, "parameters": parameters}

**Returns** Returns dictionary if `return_dict` is `True`, else `None`.

**Return type** None or dict

**fit**(*self*, *X*, *y*)

Fits the LDA component.

**Parameters**

- **X** (*pd.DataFrame*) – The input training data of shape `[n_samples, n_features]`.
- **y** (*pd.Series*, *optional*) – The target training data of length `[n_samples]`.

**Returns** self

**Raises** **ValueError** – If input data is not all numeric.

**fit\_transform**(*self*, *X*, *y=None*)

Fit and transform data using the LDA component.

**Parameters**

- **X** (*pd.DataFrame*) – The input training data of shape `[n_samples, n_features]`.
- **y** (*pd.Series*, *optional*) – The target training data of length `[n_samples]`.

**Returns** Transformed data.

**Return type** `pd.DataFrame`

**Raises** **ValueError** – If input data is not all numeric.

**static load**(*file\_path*)

Loads component at file path.

**Parameters** **file\_path** (*str*) – Location to load file.

**Returns** ComponentBase object

**needs\_fitting**(*self*)

Returns boolean determining if component needs fitting before calling `predict`, `predict_proba`, `transform`, or `feature_importances`.

This can be overridden to `False` for components that do not need to be fit or whose fit methods do nothing.

**Returns** `True`.

**property parameters**(*self*)

Returns the parameters which were used to initialize the component.

**save**(*self*, *file\_path*, *pickle\_protocol*=*cloudpickle.DEFAULT\_PROTOCOL*)

Saves component at file path.

**Parameters**

- **file\_path** (*str*) – Location to save file.
- **pickle\_protocol** (*int*) – The pickle data stream format.

**transform**(*self*, *X*, *y*=*None*)

Transform data using the fitted LDA component.

**Parameters**

- **X** (*pd.DataFrame*) – The input training data of shape [n\_samples, n\_features].
- **y** (*pd.Series*, *optional*) – The target training data of length [n\_samples].

**Returns** Transformed data.

**Return type** *pd.DataFrame*

**Raises** **ValueError** – If input data is not all numeric.

**update\_parameters**(*self*, *update\_dict*, *reset\_fit*=*True*)

Updates the parameter dictionary of the component.

**Parameters**

- **update\_dict** (*dict*) – A dict of parameters to update.
- **reset\_fit** (*bool*, *optional*) – If True, will set *\_is\_fitted* to False.

## pca

Component that reduces the number of features by using Principal Component Analysis (PCA).

## Module Contents

### Classes Summary

---

<i>PCA</i>	Reduces the number of features by using Principal Component Analysis (PCA).
------------	---

---

## Contents

**class** evalml.pipelines.components.transformers.dimensionality\_reduction.pca.**PCA**(*variance*=0.95, *n\_components*=*None*, *random\_seed*=0, *\*\*kwargs*)

Reduces the number of features by using Principal Component Analysis (PCA).

**Parameters**

- **variance** (*float*) – The percentage of the original data variance that should be preserved when reducing the number of features. Defaults to 0.95.

- **n\_components** (*int*) – The number of features to maintain after computing SVD. Defaults to None, but will override variance variable if set.
- **random\_seed** (*int*) – Seed for the random number generator. Defaults to 0.

#### Attributes

<b>hyper-parameter_ranges</b>	Real(0.25, 1)}:type: {"variance"}
<b>is_multiseries</b>	False
<b>modifies_features</b>	True
<b>modifies_target</b>	False
<b>name</b>	PCA Transformer
<b>training_only</b>	False

#### Methods

<i>clone</i>	Constructs a new component with the same parameters and random state.
<i>default_parameters</i>	Returns the default parameters for this component.
<i>describe</i>	Describe a component and its parameters.
<i>fit</i>	Fits the PCA component.
<i>fit_transform</i>	Fit and transform data using the PCA component.
<i>load</i>	Loads component at file path.
<i>needs_fitting</i>	Returns boolean determining if component needs fitting before calling predict, predict_proba, transform, or feature_importances.
<i>parameters</i>	Returns the parameters which were used to initialize the component.
<i>save</i>	Saves component at file path.
<i>transform</i>	Transform data using fitted PCA component.
<i>update_parameters</i>	Updates the parameter dictionary of the component.

#### **clone**(*self*)

Constructs a new component with the same parameters and random state.

**Returns** A new instance of this component with identical parameters and random state.

#### **default\_parameters**(*cls*)

Returns the default parameters for this component.

Our convention is that `Component.default_parameters == Component().parameters`.

**Returns** Default parameters for this component.

**Return type** dict

#### **describe**(*self*, *print\_name=False*, *return\_dict=False*)

Describe a component and its parameters.

#### **Parameters**

- **print\_name** (*bool*, *optional*) – whether to print name of component

- **return\_dict** (*bool, optional*) – whether to return description as dictionary in the format {"name": name, "parameters": parameters}

**Returns** Returns dictionary if return\_dict is True, else None.

**Return type** None or dict

**fit**(*self, X, y=None*)

Fits the PCA component.

**Parameters**

- **X** (*pd.DataFrame*) – The input training data of shape [n\_samples, n\_features].
- **y** (*pd.Series, optional*) – The target training data of length [n\_samples].

**Returns** self

**Raises** **ValueError** – If input data is not all numeric.

**fit\_transform**(*self, X, y=None*)

Fit and transform data using the PCA component.

**Parameters**

- **X** (*pd.DataFrame*) – The input training data of shape [n\_samples, n\_features].
- **y** (*pd.Series, optional*) – The target training data of length [n\_samples].

**Returns** Transformed data.

**Return type** pd.DataFrame

**Raises** **ValueError** – If input data is not all numeric.

**static load**(*file\_path*)

Loads component at file path.

**Parameters** **file\_path** (*str*) – Location to load file.

**Returns** ComponentBase object

**needs\_fitting**(*self*)

Returns boolean determining if component needs fitting before calling predict, predict\_proba, transform, or feature\_importances.

This can be overridden to False for components that do not need to be fit or whose fit methods do nothing.

**Returns** True.

**property parameters**(*self*)

Returns the parameters which were used to initialize the component.

**save**(*self, file\_path, pickle\_protocol=cloudpickle.DEFAULT\_PROTOCOL*)

Saves component at file path.

**Parameters**

- **file\_path** (*str*) – Location to save file.
- **pickle\_protocol** (*int*) – The pickle data stream format.

**transform**(*self, X, y=None*)

Transform data using fitted PCA component.

**Parameters**

- **X** (*pd.DataFrame*) – The input training data of shape [n\_samples, n\_features].
- **y** (*pd.Series*, *optional*) – The target training data of length [n\_samples].

**Returns** Transformed data.

**Return type** *pd.DataFrame*

**Raises** **ValueError** – If input data is not all numeric.

**update\_parameters**(*self*, *update\_dict*, *reset\_fit=True*)

Updates the parameter dictionary of the component.

**Parameters**

- **update\_dict** (*dict*) – A dict of parameters to update.
- **reset\_fit** (*bool*, *optional*) – If True, will set *\_is\_fitted* to False.

## Package Contents

### Classes Summary

<i>LinearDiscriminantAnalysis</i>	Reduces the number of features by using Linear Discriminant Analysis.
<i>PCA</i>	Reduces the number of features by using Principal Component Analysis (PCA).

## Contents

**class** evalml.pipelines.components.transformers.dimensionality\_reduction.**LinearDiscriminantAnalysis**(*n\_components*, *random\_seed*, \*\*kwargs)

Reduces the number of features by using Linear Discriminant Analysis.

**Parameters**

- **n\_components** (*int*) – The number of features to maintain after computation. Defaults to None.
- **random\_seed** (*int*) – Seed for the random number generator. Defaults to 0.

**Attributes**

<b>hyper-parameter_ranges</b>	{}
<b>is_multiseries</b>	False
<b>modifies_features</b>	True
<b>modifies_target</b>	False
<b>name</b>	Linear Discriminant Analysis Transformer
<b>training_only</b>	False

## Methods

<code>clone</code>	Constructs a new component with the same parameters and random state.
<code>default_parameters</code>	Returns the default parameters for this component.
<code>describe</code>	Describe a component and its parameters.
<code>fit</code>	Fits the LDA component.
<code>fit_transform</code>	Fit and transform data using the LDA component.
<code>load</code>	Loads component at file path.
<code>needs_fitting</code>	Returns boolean determining if component needs fitting before calling predict, predict_proba, transform, or feature_importances.
<code>parameters</code>	Returns the parameters which were used to initialize the component.
<code>save</code>	Saves component at file path.
<code>transform</code>	Transform data using the fitted LDA component.
<code>update_parameters</code>	Updates the parameter dictionary of the component.

### `clone(self)`

Constructs a new component with the same parameters and random state.

**Returns** A new instance of this component with identical parameters and random state.

### `default_parameters(cls)`

Returns the default parameters for this component.

Our convention is that `Component.default_parameters == Component().parameters`.

**Returns** Default parameters for this component.

**Return type** dict

### `describe(self, print_name=False, return_dict=False)`

Describe a component and its parameters.

#### Parameters

- **print\_name** (*bool, optional*) – whether to print name of component
- **return\_dict** (*bool, optional*) – whether to return description as dictionary in the format {"name": name, "parameters": parameters}

**Returns** Returns dictionary if return\_dict is True, else None.

**Return type** None or dict

### `fit(self, X, y)`

Fits the LDA component.

#### Parameters

- **X** (*pd.DataFrame*) – The input training data of shape [n\_samples, n\_features].
- **y** (*pd.Series, optional*) – The target training data of length [n\_samples].

**Returns** self

**Raises** **ValueError** – If input data is not all numeric.



**fit\_transform**(*self*, *X*, *y=None*)

Fit and transform data using the LDA component.

**Parameters**

- **X** (*pd.DataFrame*) – The input training data of shape [n\_samples, n\_features].
- **y** (*pd.Series*, *optional*) – The target training data of length [n\_samples].

**Returns** Transformed data.

**Return type** *pd.DataFrame*

**Raises** **ValueError** – If input data is not all numeric.

**static load**(*file\_path*)

Loads component at file path.

**Parameters** **file\_path** (*str*) – Location to load file.

**Returns** *ComponentBase* object

**needs\_fitting**(*self*)

Returns boolean determining if component needs fitting before calling predict, predict\_proba, transform, or feature\_importances.

This can be overridden to False for components that do not need to be fit or whose fit methods do nothing.

**Returns** True.

**property parameters**(*self*)

Returns the parameters which were used to initialize the component.

**save**(*self*, *file\_path*, *pickle\_protocol=cloudpickle.DEFAULT\_PROTOCOL*)

Saves component at file path.

**Parameters**

- **file\_path** (*str*) – Location to save file.
- **pickle\_protocol** (*int*) – The pickle data stream format.

**transform**(*self*, *X*, *y=None*)

Transform data using the fitted LDA component.

**Parameters**

- **X** (*pd.DataFrame*) – The input training data of shape [n\_samples, n\_features].
- **y** (*pd.Series*, *optional*) – The target training data of length [n\_samples].

**Returns** Transformed data.

**Return type** *pd.DataFrame*

**Raises** **ValueError** – If input data is not all numeric.

**update\_parameters**(*self*, *update\_dict*, *reset\_fit=True*)

Updates the parameter dictionary of the component.

**Parameters**

- **update\_dict** (*dict*) – A dict of parameters to update.
- **reset\_fit** (*bool*, *optional*) – If True, will set *\_is\_fitted* to False.

```
class evalml.pipelines.components.transformers.dimensionality_reduction.PCA(variance=0.95,  
                                                                           n_components=None,  
                                                                           random_seed=0,  
                                                                           **kwargs)
```

Reduces the number of features by using Principal Component Analysis (PCA).

#### Parameters

- **variance** (*float*) – The percentage of the original data variance that should be preserved when reducing the number of features. Defaults to 0.95.
- **n\_components** (*int*) – The number of features to maintain after computing SVD. Defaults to None, but will override variance variable if set.
- **random\_seed** (*int*) – Seed for the random number generator. Defaults to 0.

#### Attributes

<b>hyper-parameter_ranges</b>	Real(0.25, 1)}:type: {"variance"}
<b>is_multiseries</b>	False
<b>modifies_features</b>	True
<b>modifies_target</b>	False
<b>name</b>	PCA Transformer
<b>training_only</b>	False

#### Methods

<i>clone</i>	Constructs a new component with the same parameters and random state.
<i>default_parameters</i>	Returns the default parameters for this component.
<i>describe</i>	Describe a component and its parameters.
<i>fit</i>	Fits the PCA component.
<i>fit_transform</i>	Fit and transform data using the PCA component.
<i>load</i>	Loads component at file path.
<i>needs_fitting</i>	Returns boolean determining if component needs fitting before calling predict, predict_proba, transform, or feature_importances.
<i>parameters</i>	Returns the parameters which were used to initialize the component.
<i>save</i>	Saves component at file path.
<i>transform</i>	Transform data using fitted PCA component.
<i>update_parameters</i>	Updates the parameter dictionary of the component.

#### **clone**(*self*)

Constructs a new component with the same parameters and random state.

**Returns** A new instance of this component with identical parameters and random state.

#### **default\_parameters**(*cls*)

Returns the default parameters for this component.

Our convention is that `Component.default_parameters == Component().parameters`.

**Returns** Default parameters for this component.

**Return type** dict

**describe**(*self*, *print\_name=False*, *return\_dict=False*)

Describe a component and its parameters.

**Parameters**

- **print\_name** (*bool*, *optional*) – whether to print name of component
- **return\_dict** (*bool*, *optional*) – whether to return description as dictionary in the format {"name": name, "parameters": parameters}

**Returns** Returns dictionary if `return_dict` is `True`, else `None`.

**Return type** None or dict

**fit**(*self*, *X*, *y=None*)

Fits the PCA component.

**Parameters**

- **X** (*pd.DataFrame*) – The input training data of shape `[n_samples, n_features]`.
- **y** (*pd.Series*, *optional*) – The target training data of length `[n_samples]`.

**Returns** self

**Raises** **ValueError** – If input data is not all numeric.

**fit\_transform**(*self*, *X*, *y=None*)

Fit and transform data using the PCA component.

**Parameters**

- **X** (*pd.DataFrame*) – The input training data of shape `[n_samples, n_features]`.
- **y** (*pd.Series*, *optional*) – The target training data of length `[n_samples]`.

**Returns** Transformed data.

**Return type** `pd.DataFrame`

**Raises** **ValueError** – If input data is not all numeric.

**static load**(*file\_path*)

Loads component at file path.

**Parameters** **file\_path** (*str*) – Location to load file.

**Returns** ComponentBase object

**needs\_fitting**(*self*)

Returns boolean determining if component needs fitting before calling `predict`, `predict_proba`, `transform`, or `feature_importances`.

This can be overridden to `False` for components that do not need to be fit or whose fit methods do nothing.

**Returns** `True`.

**property parameters**(*self*)

Returns the parameters which were used to initialize the component.

**save**(*self*, *file\_path*, *pickle\_protocol*=*cloudpickle.DEFAULT\_PROTOCOL*)

Saves component at file path.

**Parameters**

- **file\_path** (*str*) – Location to save file.
- **pickle\_protocol** (*int*) – The pickle data stream format.

**transform**(*self*, *X*, *y*=*None*)

Transform data using fitted PCA component.

**Parameters**

- **X** (*pd.DataFrame*) – The input training data of shape [n\_samples, n\_features].
- **y** (*pd.Series*, *optional*) – The target training data of length [n\_samples].

**Returns** Transformed data.

**Return type** *pd.DataFrame*

**Raises** **ValueError** – If input data is not all numeric.

**update\_parameters**(*self*, *update\_dict*, *reset\_fit*=*True*)

Updates the parameter dictionary of the component.

**Parameters**

- **update\_dict** (*dict*) – A dict of parameters to update.
- **reset\_fit** (*bool*, *optional*) – If True, will set *\_is\_fitted* to False.

## encoders

Components used to encode the input data.

## Submodules

### label\_encoder

A transformer that encodes target labels using values between 0 and num\_classes - 1.

## Module Contents

### Classes Summary

---

*LabelEncoder*

A transformer that encodes target labels using values between 0 and num\_classes - 1.

---

## Contents

**class** evalml.pipelines.components.transformers.encoders.label\_encoder.**LabelEncoder**(*positive\_label=None*,  
*random\_seed=0*,  
*\*\*kwargs*)

A transformer that encodes target labels using values between 0 and num\_classes - 1.

### Parameters

- **positive\_label** (*int*, *str*) – The label for the class that should be treated as positive (1) for binary classification problems. Ignored for multiclass problems. Defaults to None.
- **random\_seed** (*int*) – Seed for the random number generator. Defaults to 0. Ignored.

### Attributes

<b>hyper-parameter_ranges</b>	{}
<b>is_multiseries</b>	False
<b>modifies_features</b>	False
<b>modifies_target</b>	True
<b>name</b>	Label Encoder
<b>training_only</b>	False

### Methods

<i>clone</i>	Constructs a new component with the same parameters and random state.
<i>default_parameters</i>	Returns the default parameters for this component.
<i>describe</i>	Describe a component and its parameters.
<i>fit</i>	Fits the label encoder.
<i>fit_transform</i>	Fit and transform data using the label encoder.
<i>inverse_transform</i>	Decodes the target data.
<i>load</i>	Loads component at file path.
<i>needs_fitting</i>	Returns boolean determining if component needs fitting before calling predict, predict_proba, transform, or feature_importances.
<i>parameters</i>	Returns the parameters which were used to initialize the component.
<i>save</i>	Saves component at file path.
<i>transform</i>	Transform the target using the fitted label encoder.
<i>update_parameters</i>	Updates the parameter dictionary of the component.

### **clone**(*self*)

Constructs a new component with the same parameters and random state.

**Returns** A new instance of this component with identical parameters and random state.

**default\_parameters(*cls*)**

Returns the default parameters for this component.

Our convention is that `Component.default_parameters == Component().parameters`.

**Returns** Default parameters for this component.

**Return type** dict

**describe(*self*, *print\_name=False*, *return\_dict=False*)**

Describe a component and its parameters.

**Parameters**

- **print\_name** (*bool*, *optional*) – whether to print name of component
- **return\_dict** (*bool*, *optional*) – whether to return description as dictionary in the format {"name": name, "parameters": parameters}

**Returns** Returns dictionary if `return_dict` is `True`, else `None`.

**Return type** `None` or dict

**fit(*self*, *X*, *y*)**

Fits the label encoder.

**Parameters**

- **X** (*pd.DataFrame*) – The input training data of shape `[n_samples, n_features]`. Ignored.
- **y** (*pd.Series*) – The target training data of length `[n_samples]`.

**Returns** `self`

**Raises** **ValueError** – If input `y` is `None`.

**fit\_transform(*self*, *X*, *y*)**

Fit and transform data using the label encoder.

**Parameters**

- **X** (*pd.DataFrame*) – The input training data of shape `[n_samples, n_features]`.
- **y** (*pd.Series*) – The target training data of length `[n_samples]`.

**Returns** The original features and an encoded version of the target.

**Return type** `pd.DataFrame`, `pd.Series`

**inverse\_transform(*self*, *y*)**

Decodes the target data.

**Parameters** **y** (*pd.Series*) – Target data.

**Returns** The decoded version of the target.

**Return type** `pd.Series`

**Raises** **ValueError** – If input `y` is `None`.

**static load(*file\_path*)**

Loads component at file path.

**Parameters** **file\_path** (*str*) – Location to load file.

**Returns** `ComponentBase` object

**needs\_fitting**(*self*)

Returns boolean determining if component needs fitting before calling predict, predict\_proba, transform, or feature\_importances.

This can be overridden to False for components that do not need to be fit or whose fit methods do nothing.

**Returns** True.

**property parameters**(*self*)

Returns the parameters which were used to initialize the component.

**save**(*self*, *file\_path*, *pickle\_protocol*=cloudpickle.DEFAULT\_PROTOCOL)

Saves component at file path.

**Parameters**

- **file\_path** (*str*) – Location to save file.
- **pickle\_protocol** (*int*) – The pickle data stream format.

**transform**(*self*, *X*, *y*=None)

Transform the target using the fitted label encoder.

**Parameters**

- **X** (*pd.DataFrame*) – The input training data of shape [n\_samples, n\_features]. Ignored.
- **y** (*pd.Series*) – The target training data of length [n\_samples].

**Returns** The original features and an encoded version of the target.

**Return type** pd.DataFrame, pd.Series

**Raises** **ValueError** – If input y is None.

**update\_parameters**(*self*, *update\_dict*, *reset\_fit*=True)

Updates the parameter dictionary of the component.

**Parameters**

- **update\_dict** (*dict*) – A dict of parameters to update.
- **reset\_fit** (*bool*, *optional*) – If True, will set *\_is\_fitted* to False.

**onehot\_encoder**

A transformer that encodes categorical features in a one-hot numeric array.

**Module Contents****Classes Summary**

<i>OneHotEncoder</i>	A transformer that encodes categorical features in a one-hot numeric array.
<i>OneHotEncoderMeta</i>	A version of the ComponentBaseMeta class which includes validation on an additional one-hot-encoder-specific method <i>categories</i> .

## Contents

```
class evalml.pipelines.components.transformers.encoders.onehot_encoder.OneHotEncoder(top_n=10,
                                                                                       fea-
                                                                                       tures_to_encode=None,
                                                                                       cate-
                                                                                       gories=None,
                                                                                       drop='if_binary',
                                                                                       han-
                                                                                       dle_unknown='ignore',
                                                                                       han-
                                                                                       dle_missing='error',
                                                                                       ran-
                                                                                       dom_seed=0,
                                                                                       **kwargs)
```

A transformer that encodes categorical features in a one-hot numeric array.

### Parameters

- **top\_n** (*int*) – Number of categories per column to encode. If *None*, all categories will be encoded. Otherwise, the *n* most frequent will be encoded and all others will be dropped. Defaults to 10.
- **features\_to\_encode** (*list[str]*) – List of columns to encode. All other columns will remain untouched. If *None*, all appropriate columns will be encoded. Defaults to *None*.
- **categories** (*list*) – A two dimensional list of categories, where *categories[i]* is a list of the categories for the column at index *i*. This can also be *None*, or “*auto*” if *top\_n* is not *None*. Defaults to *None*.
- **drop** (*string, list*) – Method (“*first*” or “*if\_binary*”) to use to drop one category per feature. Can also be a list specifying which categories to drop for each feature. Defaults to “*if\_binary*”.
- **handle\_unknown** (*string*) – Whether to ignore or error for unknown categories for a feature encountered during *fit* or *transform*. If either *top\_n* or *categories* is used to limit the number of categories per column, this must be “*ignore*”. Defaults to “*ignore*”.
- **handle\_missing** (*string*) – Options for how to handle missing (NaN) values encountered during *fit* or *transform*. If this is set to “*as\_category*” and NaN values are within the *n* most frequent, “*nan*” values will be encoded as their own column. If this is set to “*error*”, any missing values encountered will raise an error. Defaults to “*error*”.
- **random\_seed** (*int*) – Seed for the random number generator. Defaults to 0.

### Attributes

hyper-parameter_ranges	{}
is_multiseries	False
modifies_features	True
modifies_target	False
name	One Hot Encoder
training_only	False



**Methods**

<code>categories</code>	Returns a list of the unique categories to be encoded for the particular feature, in order.
<code>clone</code>	Constructs a new component with the same parameters and random state.
<code>default_parameters</code>	Returns the default parameters for this component.
<code>describe</code>	Describe a component and its parameters.
<code>fit</code>	Fits the one-hot encoder component.
<code>fit_transform</code>	Fits on X and transforms X.
<code>get_feature_names</code>	Return feature names for the categorical features after fitting.
<code>load</code>	Loads component at file path.
<code>needs_fitting</code>	Returns boolean determining if component needs fitting before calling predict, predict_proba, transform, or feature_importances.
<code>parameters</code>	Returns the parameters which were used to initialize the component.
<code>save</code>	Saves component at file path.
<code>transform</code>	One-hot encode the input data.
<code>update_parameters</code>	Updates the parameter dictionary of the component.

**categories**(*self*, *feature\_name*)

Returns a list of the unique categories to be encoded for the particular feature, in order.

**Parameters** **feature\_name** (*str*) – The name of any feature provided to one-hot encoder during fit.

**Returns** The unique categories, in the same dtype as they were provided during fit.

**Return type** np.ndarray

**Raises** **ValueError** – If feature was not provided to one-hot encoder as a training feature.

**clone**(*self*)

Constructs a new component with the same parameters and random state.

**Returns** A new instance of this component with identical parameters and random state.

**default\_parameters**(*cls*)

Returns the default parameters for this component.

Our convention is that `Component.default_parameters == Component().parameters`.

**Returns** Default parameters for this component.

**Return type** dict

**describe**(*self*, *print\_name=False*, *return\_dict=False*)

Describe a component and its parameters.

**Parameters**

- **print\_name** (*bool*, *optional*) – whether to print name of component
- **return\_dict** (*bool*, *optional*) – whether to return description as dictionary in the format {"name": name, "parameters": parameters}

**Returns** Returns dictionary if return\_dict is True, else None.

**Return type** None or dict

**fit**(*self*, *X*, *y=None*)

Fits the one-hot encoder component.

**Parameters**

- **X** (*pd.DataFrame*) – The input training data of shape [n\_samples, n\_features].
- **y** (*pd.Series*, *optional*) – The target training data of length [n\_samples].

**Returns** *self*

**Raises** **ValueError** – If encoding a column failed.

**fit\_transform**(*self*, *X*, *y=None*)

Fits on X and transforms X.

**Parameters**

- **X** (*pd.DataFrame*) – Data to fit and transform.
- **y** (*pd.Series*) – Target data.

**Returns** Transformed X.

**Return type** *pd.DataFrame*

**Raises** **MethodPropertyNotFoundError** – If transformer does not have a transform method or a *component\_obj* that implements transform.

**get\_feature\_names**(*self*)

Return feature names for the categorical features after fitting.

Feature names are formatted as {column name}\_{category name}. In the event of a duplicate name, an integer will be added at the end of the feature name to distinguish it.

For example, consider a dataframe with a column called “A” and category “x\_y” and another column called “A\_x” with “y”. In this example, the feature names would be “A\_x\_y” and “A\_x\_y\_1”.

**Returns** The feature names after encoding, provided in the same order as *input\_features*.

**Return type** *np.ndarray*

**static load**(*file\_path*)

Loads component at file path.

**Parameters** **file\_path** (*str*) – Location to load file.

**Returns** *ComponentBase* object

**needs\_fitting**(*self*)

Returns boolean determining if component needs fitting before calling *predict*, *predict\_proba*, *transform*, or *feature\_importances*.

This can be overridden to False for components that do not need to be fit or whose fit methods do nothing.

**Returns** True.

**property parameters**(*self*)

Returns the parameters which were used to initialize the component.

**save**(*self*, *file\_path*, *pickle\_protocol*=*cloudpickle.DEFAULT\_PROTOCOL*)

Saves component at file path.

**Parameters**

- **file\_path** (*str*) – Location to save file.
- **pickle\_protocol** (*int*) – The pickle data stream format.

**transform**(*self*, *X*, *y=None*)

One-hot encode the input data.

**Parameters**

- **X** (*pd.DataFrame*) – Features to one-hot encode.
- **y** (*pd.Series*) – Ignored.

**Returns** Transformed data, where each categorical feature has been encoded into numerical columns using one-hot encoding.

**Return type** *pd.DataFrame*

**update\_parameters**(*self*, *update\_dict*, *reset\_fit=True*)

Updates the parameter dictionary of the component.

**Parameters**

- **update\_dict** (*dict*) – A dict of parameters to update.
- **reset\_fit** (*bool*, *optional*) – If True, will set *\_is\_fitted* to False.

**class** `evalml.pipelines.components.transformers.encoders.onehot_encoder.OneHotEncoderMeta`

A version of the *ComponentBaseMeta* class which includes validation on an additional one-hot-encoder-specific method *categories*.

**Attributes**

<b>FIT_METHODS</b>	['fit', 'fit_transform']
<b>METHODS_TO_CHECK</b>	None
<b>PROPERTIES_TO_CHECK</b>	['feature_importance']

**Methods**

<code>check_for_fit</code>	<i>check_for_fit</i> wraps a method that validates if <i>self._is_fitted</i> is <i>True</i> .
<code>register</code>	Register a virtual subclass of an ABC.
<code>set_fit</code>	Wrapper for the fit method.

**classmethod** **check\_for\_fit**(*cls*, *method*)

*check\_for\_fit* wraps a method that validates if *self.\_is\_fitted* is *True*.

It raises an exception if *False* and calls and returns the wrapped method if *True*.

**Parameters** **method** (*callable*) – Method to wrap.

**Returns** The wrapped method.

**Raises** **ComponentNotYetFittedError** – If component is not yet fitted.

**register**(*cls, subclass*)  
Register a virtual subclass of an ABC.  
Returns the subclass, to allow usage as a class decorator.

**classmethod set\_fit**(*cls, method*)  
Wrapper for the fit method.

ordinal\_encoder

A transformer that encodes ordinal features as an array of ordinal integers representing the relative order of categories.

Module Contents

Classes Summary

<i>OrdinalEncoder</i>	A transformer that encodes ordinal features as an array of ordinal integers representing the relative order of categories.
<i>OrdinalEncoderMeta</i>	A version of the ComponentBaseMeta class which includes validation on an additional ordinal-encoder-specific method <i>categories</i> .

Contents

**class** evalml.pipelines.components.transformers.encoders.ordinal\_encoder.**OrdinalEncoder**(*features\_to\_encode=*  
*cat-*  
*e-*  
*gories=None,*  
*han-*  
*dle\_unknown='error'*  
*un-*  
*known\_value=None,*  
*en-*  
*coded\_missing\_value*  
*ran-*  
*dom\_seed=0,*  
*\*\*kwargs*)

A transformer that encodes ordinal features as an array of ordinal integers representing the relative order of categories.

Parameters

- **features\_to\_encode** (*list[str]*) – List of columns to encode. All other columns will remain untouched. If None, all appropriate columns will be encoded. Defaults to None. The order of columns does not matter.
- **categories** (*dict[str, list[str]]*) – A dictionary mapping column names to their categories in the dataframes passed in at fit and transform. The order of categories specified for a column does not matter. Any category found in the data that is not present in categories will be handled as an unknown value. To not have unknown values raise an error, set *handle\_unknown* to “*use\_encoded\_value*”. Defaults to None.

- **handle\_unknown** ("error" or "use\_encoded\_value") – Whether to ignore or error for unknown categories for a feature encountered during *fit* or *transform*. When set to "error", an error will be raised when an unknown category is found. When set to "use\_encoded\_value", unknown categories will be encoded as the value given for the parameter `unknown_value`. Defaults to "error."
- **unknown\_value** (*int* or *np.nan*) – The value to use for unknown categories seen during fit or transform. Required when the parameter `handle_unknown` is set to "use\_encoded\_value." The value has to be distinct from the values used to encode any of the categories in fit. Defaults to None.
- **encoded\_missing\_value** (*int* or *np.nan*) – The value to use for missing (null) values seen during fit or transform. Defaults to *np.nan*.
- **random\_seed** (*int*) – Seed for the random number generator. Defaults to 0.

#### Attributes

<b>hyper-parameter_ranges</b>	{}
<b>is_multiseries</b>	False
<b>modifies_features</b>	True
<b>modifies_target</b>	False
<b>name</b>	Ordinal Encoder
<b>training_only</b>	False

#### Methods

<i>categories</i>	Returns a list of the unique categories to be encoded for the particular feature, in order.
<i>clone</i>	Constructs a new component with the same parameters and random state.
<i>default_parameters</i>	Returns the default parameters for this component.
<i>describe</i>	Describe a component and its parameters.
<i>fit</i>	Fits the ordinal encoder component.
<i>fit_transform</i>	Fits on X and transforms X.
<i>get_feature_names</i>	Return feature names for the ordinal features after fitting.
<i>load</i>	Loads component at file path.
<i>needs_fitting</i>	Returns boolean determining if component needs fitting before calling <code>predict</code> , <code>predict_proba</code> , <code>transform</code> , or <code>feature_importances</code> .
<i>parameters</i>	Returns the parameters which were used to initialize the component.
<i>save</i>	Saves component at file path.
<i>transform</i>	Ordinally encode the input data.
<i>update_parameters</i>	Updates the parameter dictionary of the component.

**categories**(*self*, *feature\_name*)

Returns a list of the unique categories to be encoded for the particular feature, in order.

**Parameters** **feature\_name** (*str*) – The name of any feature provided to ordinal encoder during fit.

**Returns** The unique categories, in the same dtype as they were provided during fit.

**Return type** `np.ndarray`

**Raises** **ValueError** – If feature was not provided to ordinal encoder as a training feature.

**clone**(*self*)

Constructs a new component with the same parameters and random state.

**Returns** A new instance of this component with identical parameters and random state.

**default\_parameters**(*cls*)

Returns the default parameters for this component.

Our convention is that `Component.default_parameters == Component().parameters`.

**Returns** Default parameters for this component.

**Return type** `dict`

**describe**(*self*, *print\_name=False*, *return\_dict=False*)

Describe a component and its parameters.

**Parameters**

- **print\_name** (*bool*, *optional*) – whether to print name of component
- **return\_dict** (*bool*, *optional*) – whether to return description as dictionary in the format {"name": name, "parameters": parameters}

**Returns** Returns dictionary if `return_dict` is `True`, else `None`.

**Return type** `None` or `dict`

**fit**(*self*, *X*, *y=None*)

Fits the ordinal encoder component.

**Parameters**

- **X** (*pd.DataFrame*) – The input training data of shape `[n_samples, n_features]`.
- **y** (*pd.Series*, *optional*) – The target training data of length `[n_samples]`.

**Returns** `self`

**Raises**

- **ValueError** – If encoding a column failed.
- **TypeError** – If non-Ordinal columns are specified in `features_to_encode`.

**fit\_transform**(*self*, *X*, *y=None*)

Fits on `X` and transforms `X`.

**Parameters**

- **X** (*pd.DataFrame*) – Data to fit and transform.
- **y** (*pd.Series*) – Target data.

**Returns** Transformed `X`.

**Return type** `pd.DataFrame`

**Raises `MethodPropertyNotFoundError`** – If transformer does not have a transform method or a `component_obj` that implements transform.

**`get_feature_names(self)`**

Return feature names for the ordinal features after fitting.

Feature names are formatted as {column name}\_ordinal\_encoding.

**Returns** The feature names after encoding, provided in the same order as `input_features`.

**Return type** `np.ndarray`

**`static load(file_path)`**

Loads component at file path.

**Parameters** **`file_path`** (*str*) – Location to load file.

**Returns** `ComponentBase` object

**`needs_fitting(self)`**

Returns boolean determining if component needs fitting before calling `predict`, `predict_proba`, `transform`, or `feature_importances`.

This can be overridden to False for components that do not need to be fit or whose fit methods do nothing.

**Returns** `True`.

**`property parameters(self)`**

Returns the parameters which were used to initialize the component.

**`save(self, file_path, pickle_protocol=cloudpickle.DEFAULT_PROTOCOL)`**

Saves component at file path.

**Parameters**

- **`file_path`** (*str*) – Location to save file.
- **`pickle_protocol`** (*int*) – The pickle data stream format.

**`transform(self, X, y=None)`**

Ordinally encode the input data.

**Parameters**

- **`X`** (*pd.DataFrame*) – Features to encode.
- **`y`** (*pd.Series*) – Ignored.

**Returns** Transformed data, where each ordinal feature has been encoded into a numerical column where ordinal integers represent the relative order of categories.

**Return type** `pd.DataFrame`

**`update_parameters(self, update_dict, reset_fit=True)`**

Updates the parameter dictionary of the component.

**Parameters**

- **`update_dict`** (*dict*) – A dict of parameters to update.
- **`reset_fit`** (*bool, optional*) – If True, will set `_is_fitted` to False.

**class**`evalml.pipelines.components.transformers.encoders.ordinal_encoder.OrdinalEncoderMeta`

A version of the ComponentBaseMeta class which includes validation on an additional ordinal-encoder-specific method *categories*.

**Attributes**

<b>FIT_METHODS</b>	['fit', 'fit_transform']
<b>METHODS_TO_CHECK</b>	None
<b>PROPERTIES_TO_CHECK</b>	['feature_importance']

**Methods**

<code>check_for_fit</code>	<i>check_for_fit</i> wraps a method that validates if <i>self.is_fitted</i> is <i>True</i> .
<code>register</code>	Register a virtual subclass of an ABC.
<code>set_fit</code>	Wrapper for the fit method.

**classmethod** `check_for_fit(cls, method)`

*check\_for\_fit* wraps a method that validates if *self.is\_fitted* is *True*.

It raises an exception if *False* and calls and returns the wrapped method if *True*.

**Parameters** `method` (*callable*) – Method to wrap.

**Returns** The wrapped method.

**Raises** **ComponentNotYetFittedError** – If component is not yet fitted.

**register**(*cls, subclass*)

Register a virtual subclass of an ABC.

Returns the subclass, to allow usage as a class decorator.

**classmethod** `set_fit(cls, method)`

Wrapper for the fit method.

**target\_encoder**

A transformer that encodes categorical features into target encodings.

**Module Contents****Classes Summary**

---

<code>TargetEncoder</code>	A transformer that encodes categorical features into target encodings.
----------------------------	--

---



## Contents

```
class evalml.pipelines.components.transformers.encoders.target_encoder.TargetEncoder(cols=None,
                                          smoothing=1,
                                          handle_unknown='value',
                                          handle_missing='value',
                                          random_seed=0,
                                          **kwargs)
```

A transformer that encodes categorical features into target encodings.

### Parameters

- **cols** (*list*) – Columns to encode. If None, all string columns will be encoded, otherwise only the columns provided will be encoded. Defaults to None
- **smoothing** (*float*) – The smoothing factor to apply. The larger this value is, the more influence the expected target value has on the resulting target encodings. Must be strictly larger than 0. Defaults to 1.0
- **handle\_unknown** (*string*) – Determines how to handle unknown categories for a feature encountered. Options are ‘value’, ‘error’, and ‘return\_nan’. Defaults to ‘value’, which replaces with the target mean
- **handle\_missing** (*string*) – Determines how to handle missing values encountered during *fit* or *transform*. Options are ‘value’, ‘error’, and ‘return\_nan’. Defaults to ‘value’, which replaces with the target mean
- **random\_seed** (*int*) – Seed for the random number generator. Defaults to 0.

### Attributes

<b>hyper-parameter_ranges</b>	{}
<b>is_multiseries</b>	False
<b>modifies_features</b>	True
<b>modifies_target</b>	False
<b>name</b>	Target Encoder
<b>training_only</b>	False

### Methods

<code>clone</code>	Constructs a new component with the same parameters and random state.
<code>default_parameters</code>	Returns the default parameters for this component.
<code>describe</code>	Describe a component and its parameters.
<code>fit</code>	Fits the target encoder.
<code>fit_transform</code>	Fit and transform data using the target encoder.
<code>get_feature_names</code>	Return feature names for the input features after fitting.
<code>load</code>	Loads component at file path.
<code>needs_fitting</code>	Returns boolean determining if component needs fitting before calling predict, predict_proba, transform, or feature_importances.
<code>parameters</code>	Returns the parameters which were used to initialize the component.
<code>save</code>	Saves component at file path.
<code>transform</code>	Transform data using the fitted target encoder.
<code>update_parameters</code>	Updates the parameter dictionary of the component.

**clone(self)**

Constructs a new component with the same parameters and random state.

**Returns** A new instance of this component with identical parameters and random state.

**default\_parameters(cls)**

Returns the default parameters for this component.

Our convention is that `Component.default_parameters == Component().parameters`.

**Returns** Default parameters for this component.

**Return type** dict

**describe(self, print\_name=False, return\_dict=False)**

Describe a component and its parameters.

**Parameters**

- **print\_name** (*bool, optional*) – whether to print name of component
- **return\_dict** (*bool, optional*) – whether to return description as dictionary in the format {"name": name, "parameters": parameters}

**Returns** Returns dictionary if return\_dict is True, else None.

**Return type** None or dict

**fit(self, X, y)**

Fits the target encoder.

**Parameters**

- **X** (*pd.DataFrame*) – The input training data of shape [n\_samples, n\_features].
- **y** (*pd.Series, optional*) – The target training data of length [n\_samples].

**Returns** self

**fit\_transform(self, X, y)**

Fit and transform data using the target encoder.

**Parameters**

- **X** (*pd.DataFrame*) – The input training data of shape [n\_samples, n\_features].
- **y** (*pd.Series*, *optional*) – The target training data of length [n\_samples].

**Returns** Transformed data.

**Return type** *pd.DataFrame*

**get\_feature\_names(self)**

Return feature names for the input features after fitting.

**Returns** The feature names after encoding.

**Return type** *np.array*

**static load(file\_path)**

Loads component at file path.

**Parameters** **file\_path** (*str*) – Location to load file.

**Returns** *ComponentBase* object

**needs\_fitting(self)**

Returns boolean determining if component needs fitting before calling predict, predict\_proba, transform, or feature\_importances.

This can be overridden to False for components that do not need to be fit or whose fit methods do nothing.

**Returns** *True*.

**property parameters(self)**

Returns the parameters which were used to initialize the component.

**save(self, file\_path, pickle\_protocol=cloudpickle.DEFAULT\_PROTOCOL)**

Saves component at file path.

**Parameters**

- **file\_path** (*str*) – Location to save file.
- **pickle\_protocol** (*int*) – The pickle data stream format.

**transform(self, X, y=None)**

Transform data using the fitted target encoder.

**Parameters**

- **X** (*pd.DataFrame*) – The input training data of shape [n\_samples, n\_features].
- **y** (*pd.Series*, *optional*) – The target training data of length [n\_samples].

**Returns** Transformed data.

**Return type** *pd.DataFrame*

**update\_parameters(self, update\_dict, reset\_fit=True)**

Updates the parameter dictionary of the component.

**Parameters**

- **update\_dict** (*dict*) – A dict of parameters to update.
- **reset\_fit** (*bool*, *optional*) – If True, will set *\_is\_fitted* to False.

## Package Contents

### Classes Summary

<i>LabelEncoder</i>	A transformer that encodes target labels using values between 0 and num_classes - 1.
<i>OneHotEncoder</i>	A transformer that encodes categorical features in a one-hot numeric array.
<i>OrdinalEncoder</i>	A transformer that encodes ordinal features as an array of ordinal integers representing the relative order of categories.
<i>TargetEncoder</i>	A transformer that encodes categorical features into target encodings.

### Contents

```
class evalml.pipelines.components.transformers.encoders.LabelEncoder(positive_label=None,
                                                                    random_seed=0,
                                                                    **kwargs)
```

A transformer that encodes target labels using values between 0 and num\_classes - 1.

#### Parameters

- **positive\_label** (*int*, *str*) – The label for the class that should be treated as positive (1) for binary classification problems. Ignored for multiclass problems. Defaults to None.
- **random\_seed** (*int*) – Seed for the random number generator. Defaults to 0. Ignored.

#### Attributes

<b>hyper-parameter_ranges</b>	{}
<b>is_multiseries</b>	False
<b>modifies_features</b>	False
<b>modifies_target</b>	True
<b>name</b>	Label Encoder
<b>training_only</b>	False

#### Methods

<code>clone</code>	Constructs a new component with the same parameters and random state.
<code>default_parameters</code>	Returns the default parameters for this component.
<code>describe</code>	Describe a component and its parameters.
<code>fit</code>	Fits the label encoder.
<code>fit_transform</code>	Fit and transform data using the label encoder.
<code>inverse_transform</code>	Decodes the target data.
<code>load</code>	Loads component at file path.
<code>needs_fitting</code>	Returns boolean determining if component needs fitting before calling predict, predict_proba, transform, or feature_importances.
<code>parameters</code>	Returns the parameters which were used to initialize the component.
<code>save</code>	Saves component at file path.
<code>transform</code>	Transform the target using the fitted label encoder.
<code>update_parameters</code>	Updates the parameter dictionary of the component.

**clone(self)**

Constructs a new component with the same parameters and random state.

**Returns** A new instance of this component with identical parameters and random state.

**default\_parameters(cls)**

Returns the default parameters for this component.

Our convention is that `Component.default_parameters == Component().parameters`.

**Returns** Default parameters for this component.

**Return type** dict

**describe(self, print\_name=False, return\_dict=False)**

Describe a component and its parameters.

**Parameters**

- **print\_name** (*bool, optional*) – whether to print name of component
- **return\_dict** (*bool, optional*) – whether to return description as dictionary in the format {"name": name, "parameters": parameters}

**Returns** Returns dictionary if return\_dict is True, else None.

**Return type** None or dict

**fit(self, X, y)**

Fits the label encoder.

**Parameters**

- **X** (*pd.DataFrame*) – The input training data of shape [n\_samples, n\_features]. Ignored.
- **y** (*pd.Series*) – The target training data of length [n\_samples].

**Returns** self

**Raises** **ValueError** – If input y is None.

**fit\_transform**(*self*, *X*, *y*)

Fit and transform data using the label encoder.

**Parameters**

- **X** (*pd.DataFrame*) – The input training data of shape [n\_samples, n\_features].
- **y** (*pd.Series*) – The target training data of length [n\_samples].

**Returns** The original features and an encoded version of the target.

**Return type** *pd.DataFrame*, *pd.Series*

**inverse\_transform**(*self*, *y*)

Decodes the target data.

**Parameters** **y** (*pd.Series*) – Target data.

**Returns** The decoded version of the target.

**Return type** *pd.Series*

**Raises** **ValueError** – If input *y* is *None*.

**static load**(*file\_path*)

Loads component at file path.

**Parameters** **file\_path** (*str*) – Location to load file.

**Returns** *ComponentBase* object

**needs\_fitting**(*self*)

Returns boolean determining if component needs fitting before calling *predict*, *predict\_proba*, *transform*, or *feature\_importances*.

This can be overridden to *False* for components that do not need to be fit or whose fit methods do nothing.

**Returns** *True*.

**property parameters**(*self*)

Returns the parameters which were used to initialize the component.

**save**(*self*, *file\_path*, *pickle\_protocol=cloudpickle.DEFAULT\_PROTOCOL*)

Saves component at file path.

**Parameters**

- **file\_path** (*str*) – Location to save file.
- **pickle\_protocol** (*int*) – The pickle data stream format.

**transform**(*self*, *X*, *y=None*)

Transform the target using the fitted label encoder.

**Parameters**

- **X** (*pd.DataFrame*) – The input training data of shape [n\_samples, n\_features]. Ignored.
- **y** (*pd.Series*) – The target training data of length [n\_samples].

**Returns** The original features and an encoded version of the target.

**Return type** *pd.DataFrame*, *pd.Series*

**Raises** **ValueError** – If input *y* is *None*.

**update\_parameters**(*self*, *update\_dict*, *reset\_fit=True*)

Updates the parameter dictionary of the component.

#### Parameters

- **update\_dict** (*dict*) – A dict of parameters to update.
- **reset\_fit** (*bool*, *optional*) – If True, will set *\_is\_fitted* to False.

```
class evalml.pipelines.components.transformers.encoders.OneHotEncoder(top_n=10, features_to_encode=None, categories=None, drop='if_binary', handle_unknown='ignore', handle_missing='error', random_seed=0, **kwargs)
```

A transformer that encodes categorical features in a one-hot numeric array.

#### Parameters

- **top\_n** (*int*) – Number of categories per column to encode. If None, all categories will be encoded. Otherwise, the *n* most frequent will be encoded and all others will be dropped. Defaults to 10.
- **features\_to\_encode** (*list[str]*) – List of columns to encode. All other columns will remain untouched. If None, all appropriate columns will be encoded. Defaults to None.
- **categories** (*list*) – A two dimensional list of categories, where *categories[i]* is a list of the categories for the column at index *i*. This can also be *None*, or “*auto*” if *top\_n* is not None. Defaults to None.
- **drop** (*string*, *list*) – Method (“first” or “if\_binary”) to use to drop one category per feature. Can also be a list specifying which categories to drop for each feature. Defaults to ‘if\_binary’.
- **handle\_unknown** (*string*) – Whether to ignore or error for unknown categories for a feature encountered during *fit* or *transform*. If either *top\_n* or *categories* is used to limit the number of categories per column, this must be “ignore”. Defaults to “ignore”.
- **handle\_missing** (*string*) – Options for how to handle missing (NaN) values encountered during *fit* or *transform*. If this is set to “as\_category” and NaN values are within the *n* most frequent, “nan” values will be encoded as their own column. If this is set to “error”, any missing values encountered will raise an error. Defaults to “error”.
- **random\_seed** (*int*) – Seed for the random number generator. Defaults to 0.

#### Attributes

<b>hyper-parameter_ranges</b>	{}
<b>is_multiseries</b>	False
<b>modifies_features</b>	True
<b>modifies_target</b>	False
<b>name</b>	One Hot Encoder
<b>training_only</b>	False

## Methods

<code>categories</code>	Returns a list of the unique categories to be encoded for the particular feature, in order.
<code>clone</code>	Constructs a new component with the same parameters and random state.
<code>default_parameters</code>	Returns the default parameters for this component.
<code>describe</code>	Describe a component and its parameters.
<code>fit</code>	Fits the one-hot encoder component.
<code>fit_transform</code>	Fits on X and transforms X.
<code>get_feature_names</code>	Return feature names for the categorical features after fitting.
<code>load</code>	Loads component at file path.
<code>needs_fitting</code>	Returns boolean determining if component needs fitting before calling predict, predict_proba, transform, or feature_importances.
<code>parameters</code>	Returns the parameters which were used to initialize the component.
<code>save</code>	Saves component at file path.
<code>transform</code>	One-hot encode the input data.
<code>update_parameters</code>	Updates the parameter dictionary of the component.

### `categories(self, feature_name)`

Returns a list of the unique categories to be encoded for the particular feature, in order.

**Parameters** `feature_name (str)` – The name of any feature provided to one-hot encoder during fit.

**Returns** The unique categories, in the same dtype as they were provided during fit.

**Return type** `np.ndarray`

**Raises** **ValueError** – If feature was not provided to one-hot encoder as a training feature.

### `clone(self)`

Constructs a new component with the same parameters and random state.

**Returns** A new instance of this component with identical parameters and random state.

### `default_parameters(cls)`

Returns the default parameters for this component.

Our convention is that `Component.default_parameters == Component().parameters`.

**Returns** Default parameters for this component.

**Return type** `dict`

### `describe(self, print_name=False, return_dict=False)`

Describe a component and its parameters.

**Parameters**

- **print\_name** (*bool, optional*) – whether to print name of component
- **return\_dict** (*bool, optional*) – whether to return description as dictionary in the format {"name": name, "parameters": parameters}

**Returns** Returns dictionary if `return_dict` is `True`, else `None`.



**Return type** None or dict

**fit**(*self*, *X*, *y=None*)

Fits the one-hot encoder component.

**Parameters**

- **X** (*pd.DataFrame*) – The input training data of shape [n\_samples, n\_features].
- **y** (*pd.Series*, *optional*) – The target training data of length [n\_samples].

**Returns** *self*

**Raises** **ValueError** – If encoding a column failed.

**fit\_transform**(*self*, *X*, *y=None*)

Fits on X and transforms X.

**Parameters**

- **X** (*pd.DataFrame*) – Data to fit and transform.
- **y** (*pd.Series*) – Target data.

**Returns** Transformed X.

**Return type** *pd.DataFrame*

**Raises** **MethodPropertyNotFoundError** – If transformer does not have a transform method or a *component\_obj* that implements transform.

**get\_feature\_names**(*self*)

Return feature names for the categorical features after fitting.

Feature names are formatted as {column name}\_{category name}. In the event of a duplicate name, an integer will be added at the end of the feature name to distinguish it.

For example, consider a dataframe with a column called “A” and category “x\_y” and another column called “A\_x” with “y”. In this example, the feature names would be “A\_x\_y” and “A\_x\_y\_1”.

**Returns** The feature names after encoding, provided in the same order as *input\_features*.

**Return type** *np.ndarray*

**static load**(*file\_path*)

Loads component at file path.

**Parameters** **file\_path** (*str*) – Location to load file.

**Returns** *ComponentBase* object

**needs\_fitting**(*self*)

Returns boolean determining if component needs fitting before calling *predict*, *predict\_proba*, *transform*, or *feature\_importances*.

This can be overridden to False for components that do not need to be fit or whose fit methods do nothing.

**Returns** True.

**property parameters**(*self*)

Returns the parameters which were used to initialize the component.

**save**(*self*, *file\_path*, *pickle\_protocol*=cloudpickle.DEFAULT\_PROTOCOL)

Saves component at file path.

**Parameters**

- **file\_path** (*str*) – Location to save file.
- **pickle\_protocol** (*int*) – The pickle data stream format.

**transform**(*self*, *X*, *y*=None)

One-hot encode the input data.

**Parameters**

- **X** (*pd.DataFrame*) – Features to one-hot encode.
- **y** (*pd.Series*) – Ignored.

**Returns** Transformed data, where each categorical feature has been encoded into numerical columns using one-hot encoding.

**Return type** *pd.DataFrame*

**update\_parameters**(*self*, *update\_dict*, *reset\_fit*=True)

Updates the parameter dictionary of the component.

**Parameters**

- **update\_dict** (*dict*) – A dict of parameters to update.
- **reset\_fit** (*bool*, *optional*) – If True, will set *\_is\_fitted* to False.

**class** evalml.pipelines.components.transformers.encoders.**OrdinalEncoder**(*features\_to\_encode*=None, *categories*=None, *handle\_unknown*='error', *unknown\_value*=None, *encoded\_missing\_value*=None, *random\_seed*=0, *\*\*kwargs*)

A transformer that encodes ordinal features as an array of ordinal integers representing the relative order of categories.

**Parameters**

- **features\_to\_encode** (*list[str]*) – List of columns to encode. All other columns will remain untouched. If None, all appropriate columns will be encoded. Defaults to None. The order of columns does not matter.
- **categories** (*dict[str, list[str]]*) – A dictionary mapping column names to their categories in the dataframes passed in at fit and transform. The order of categories specified for a column does not matter. Any category found in the data that is not present in categories will be handled as an unknown value. To not have unknown values raise an error, set *handle\_unknown* to “use\_encoded\_value”. Defaults to None.
- **handle\_unknown** (“error” or “use\_encoded\_value”) – Whether to ignore or error for unknown categories for a feature encountered during *fit* or *transform*. When set to “error”, an error will be raised when an unknown category is found. When set to “use\_encoded\_value”, unknown categories will be encoded as the value given for the parameter *unknown\_value*. Defaults to “error.”

- **unknown\_value** (*int or np.nan*) – The value to use for unknown categories seen during fit or transform. Required when the parameter `handle_unknown` is set to “`use_encoded_value`.” The value has to be distinct from the values used to encode any of the categories in fit. Defaults to `None`.
- **encoded\_missing\_value** (*int or np.nan*) – The value to use for missing (null) values seen during fit or transform. Defaults to `np.nan`.
- **random\_seed** (*int*) – Seed for the random number generator. Defaults to 0.

#### Attributes

<b>hyper-parameter_ranges</b>	{}
<b>is_multiseries</b>	False
<b>modifies_features</b>	True
<b>modifies_target</b>	False
<b>name</b>	Ordinal Encoder
<b>training_only</b>	False

#### Methods

<i>categories</i>	Returns a list of the unique categories to be encoded for the particular feature, in order.
<i>clone</i>	Constructs a new component with the same parameters and random state.
<i>default_parameters</i>	Returns the default parameters for this component.
<i>describe</i>	Describe a component and its parameters.
<i>fit</i>	Fits the ordinal encoder component.
<i>fit_transform</i>	Fits on X and transforms X.
<i>get_feature_names</i>	Return feature names for the ordinal features after fitting.
<i>load</i>	Loads component at file path.
<i>needs_fitting</i>	Returns boolean determining if component needs fitting before calling <code>predict</code> , <code>predict_proba</code> , <code>transform</code> , or <code>feature_importances</code> .
<i>parameters</i>	Returns the parameters which were used to initialize the component.
<i>save</i>	Saves component at file path.
<i>transform</i>	Ordinally encode the input data.
<i>update_parameters</i>	Updates the parameter dictionary of the component.

#### **categories**(*self, feature\_name*)

Returns a list of the unique categories to be encoded for the particular feature, in order.

**Parameters** **feature\_name** (*str*) – The name of any feature provided to ordinal encoder during fit.

**Returns** The unique categories, in the same dtype as they were provided during fit.

**Return type** `np.ndarray`

**Raises `ValueError`** – If feature was not provided to ordinal encoder as a training feature.

**`clone(self)`**

Constructs a new component with the same parameters and random state.

**Returns** A new instance of this component with identical parameters and random state.

**`default_parameters(cls)`**

Returns the default parameters for this component.

Our convention is that `Component.default_parameters == Component().parameters`.

**Returns** Default parameters for this component.

**Return type** dict

**`describe(self, print_name=False, return_dict=False)`**

Describe a component and its parameters.

**Parameters**

- **`print_name`** (*bool, optional*) – whether to print name of component
- **`return_dict`** (*bool, optional*) – whether to return description as dictionary in the format {"name": name, "parameters": parameters}

**Returns** Returns dictionary if `return_dict` is True, else None.

**Return type** None or dict

**`fit(self, X, y=None)`**

Fits the ordinal encoder component.

**Parameters**

- **`X`** (*pd.DataFrame*) – The input training data of shape [n\_samples, n\_features].
- **`y`** (*pd.Series, optional*) – The target training data of length [n\_samples].

**Returns** self

**Raises**

- **`ValueError`** – If encoding a column failed.
- **`TypeError`** – If non-Ordinal columns are specified in `features_to_encode`.

**`fit_transform(self, X, y=None)`**

Fits on X and transforms X.

**Parameters**

- **`X`** (*pd.DataFrame*) – Data to fit and transform.
- **`y`** (*pd.Series*) – Target data.

**Returns** Transformed X.

**Return type** pd.DataFrame

**Raises `MethodPropertyNotFoundError`** – If transformer does not have a transform method or a `component_obj` that implements transform.

**get\_feature\_names**(*self*)

Return feature names for the ordinal features after fitting.

Feature names are formatted as {column name}\_ordinal\_encoding.

**Returns** The feature names after encoding, provided in the same order as input\_features.

**Return type** np.ndarray

**static load**(*file\_path*)

Loads component at file path.

**Parameters** **file\_path** (*str*) – Location to load file.

**Returns** ComponentBase object

**needs\_fitting**(*self*)

Returns boolean determining if component needs fitting before calling predict, predict\_proba, transform, or feature\_importances.

This can be overridden to False for components that do not need to be fit or whose fit methods do nothing.

**Returns** True.

**property parameters**(*self*)

Returns the parameters which were used to initialize the component.

**save**(*self*, *file\_path*, *pickle\_protocol=cloudpickle.DEFAULT\_PROTOCOL*)

Saves component at file path.

**Parameters**

- **file\_path** (*str*) – Location to save file.
- **pickle\_protocol** (*int*) – The pickle data stream format.

**transform**(*self*, *X*, *y=None*)

Ordinally encode the input data.

**Parameters**

- **X** (*pd.DataFrame*) – Features to encode.
- **y** (*pd.Series*) – Ignored.

**Returns** Transformed data, where each ordinal feature has been encoded into a numerical column where ordinal integers represent the relative order of categories.

**Return type** pd.DataFrame

**update\_parameters**(*self*, *update\_dict*, *reset\_fit=True*)

Updates the parameter dictionary of the component.

**Parameters**

- **update\_dict** (*dict*) – A dict of parameters to update.
- **reset\_fit** (*bool*, *optional*) – If True, will set *\_is\_fitted* to False.

```
class evalml.pipelines.components.transformers.encoders.TargetEncoder(cols=None,
                                                                    smoothing=1, handle_unknown='value',
                                                                    handle_missing='value',
                                                                    random_seed=0,
                                                                    **kwargs)
```

A transformer that encodes categorical features into target encodings.

### Parameters

- **cols** (*list*) – Columns to encode. If None, all string columns will be encoded, otherwise only the columns provided will be encoded. Defaults to None
- **smoothing** (*float*) – The smoothing factor to apply. The larger this value is, the more influence the expected target value has on the resulting target encodings. Must be strictly larger than 0. Defaults to 1.0
- **handle\_unknown** (*string*) – Determines how to handle unknown categories for a feature encountered. Options are ‘value’, ‘error’, and ‘return\_nan’. Defaults to ‘value’, which replaces with the target mean
- **handle\_missing** (*string*) – Determines how to handle missing values encountered during *fit* or *transform*. Options are ‘value’, ‘error’, and ‘return\_nan’. Defaults to ‘value’, which replaces with the target mean
- **random\_seed** (*int*) – Seed for the random number generator. Defaults to 0.

### Attributes

<b>hyper-parameter_ranges</b>	{}
<b>is_multiseries</b>	False
<b>modifies_features</b>	True
<b>modifies_target</b>	False
<b>name</b>	Target Encoder
<b>training_only</b>	False

### Methods

<i>clone</i>	Constructs a new component with the same parameters and random state.
<i>default_parameters</i>	Returns the default parameters for this component.
<i>describe</i>	Describe a component and its parameters.
<i>fit</i>	Fits the target encoder.
<i>fit_transform</i>	Fit and transform data using the target encoder.
<i>get_feature_names</i>	Return feature names for the input features after fitting.
<i>load</i>	Loads component at file path.
<i>needs_fitting</i>	Returns boolean determining if component needs fitting before calling predict, predict_proba, transform, or feature_importances.
<i>parameters</i>	Returns the parameters which were used to initialize the component.
<i>save</i>	Saves component at file path.
<i>transform</i>	Transform data using the fitted target encoder.
<i>update_parameters</i>	Updates the parameter dictionary of the component.

**clone(*self*)**

Constructs a new component with the same parameters and random state.

**Returns** A new instance of this component with identical parameters and random state.

**default\_parameters(*cls*)**

Returns the default parameters for this component.

Our convention is that `Component.default_parameters == Component().parameters`.

**Returns** Default parameters for this component.

**Return type** dict

**describe(*self*, *print\_name=False*, *return\_dict=False*)**

Describe a component and its parameters.

**Parameters**

- **print\_name** (*bool*, *optional*) – whether to print name of component
- **return\_dict** (*bool*, *optional*) – whether to return description as dictionary in the format {"name": name, "parameters": parameters}

**Returns** Returns dictionary if `return_dict` is `True`, else `None`.

**Return type** None or dict

**fit(*self*, *X*, *y*)**

Fits the target encoder.

**Parameters**

- **X** (*pd.DataFrame*) – The input training data of shape `[n_samples, n_features]`.
- **y** (*pd.Series*, *optional*) – The target training data of length `[n_samples]`.

**Returns** *self*

**fit\_transform(*self*, *X*, *y*)**

Fit and transform data using the target encoder.

**Parameters**

- **X** (*pd.DataFrame*) – The input training data of shape `[n_samples, n_features]`.
- **y** (*pd.Series*, *optional*) – The target training data of length `[n_samples]`.

**Returns** Transformed data.

**Return type** *pd.DataFrame*

**get\_feature\_names(*self*)**

Return feature names for the input features after fitting.

**Returns** The feature names after encoding.

**Return type** *np.array*

**static load(*file\_path*)**

Loads component at file path.

**Parameters** **file\_path** (*str*) – Location to load file.

**Returns** *ComponentBase* object

**needs\_fitting**(*self*)

Returns boolean determining if component needs fitting before calling predict, predict\_proba, transform, or feature\_importances.

This can be overridden to False for components that do not need to be fit or whose fit methods do nothing.

**Returns** True.

**property parameters**(*self*)

Returns the parameters which were used to initialize the component.

**save**(*self*, *file\_path*, *pickle\_protocol*=cloudpickle.DEFAULT\_PROTOCOL)

Saves component at file path.

**Parameters**

- **file\_path** (*str*) – Location to save file.
- **pickle\_protocol** (*int*) – The pickle data stream format.

**transform**(*self*, *X*, *y*=None)

Transform data using the fitted target encoder.

**Parameters**

- **X** (*pd.DataFrame*) – The input training data of shape [n\_samples, n\_features].
- **y** (*pd.Series*, *optional*) – The target training data of length [n\_samples].

**Returns** Transformed data.

**Return type** pd.DataFrame

**update\_parameters**(*self*, *update\_dict*, *reset\_fit*=True)

Updates the parameter dictionary of the component.

**Parameters**

- **update\_dict** (*dict*) – A dict of parameters to update.
- **reset\_fit** (*bool*, *optional*) – If True, will set *\_is\_fitted* to False.

**feature\_selection**

Components that select features.

**Submodules****feature\_selector**

Component that selects top features based on importance weights.



## Module Contents

### Classes Summary

---

<i>FeatureSelector</i>	Selects top features based on importance weights.
------------------------	---

---

### Contents

`class evalml.pipelines.components.transformers.feature_selection.feature_selector.FeatureSelector(parameters, component_obj, random_seed, **kwargs)`

Selects top features based on importance weights.

#### Parameters

- **parameters** (*dict*) – Dictionary of parameters for the component. Defaults to None.
- **component\_obj** (*obj*) – Third-party objects useful in component implementation. Defaults to None.
- **random\_seed** (*int*) – Seed for the random number generator. Defaults to 0.

#### Attributes

<b>is_multiseries</b>	False
<b>modifies_features</b>	True
<b>modifies_target</b>	False
<b>training_only</b>	False

#### Methods

<code>clone</code>	Constructs a new component with the same parameters and random state.
<code>default_parameters</code>	Returns the default parameters for this component.
<code>describe</code>	Describe a component and its parameters.
<code>fit</code>	Fits component to data.
<code>fit_transform</code>	Fit and transform data using the feature selector.
<code>get_names</code>	Get names of selected features.
<code>load</code>	Loads component at file path.
<code>name</code>	Returns string name of this component.
<code>needs_fitting</code>	Returns boolean determining if component needs fitting before calling predict, predict_proba, transform, or feature_importances.
<code>parameters</code>	Returns the parameters which were used to initialize the component.
<code>save</code>	Saves component at file path.
<code>transform</code>	Transforms input data by selecting features. If the component_obj does not have a transform method, will raise an <code>MethodPropertyNotFoundError</code> exception.
<code>update_parameters</code>	Updates the parameter dictionary of the component.

**clone**(*self*)

Constructs a new component with the same parameters and random state.

**Returns** A new instance of this component with identical parameters and random state.

**default\_parameters**(*cls*)

Returns the default parameters for this component.

Our convention is that `Component.default_parameters == Component().parameters`.

**Returns** Default parameters for this component.

**Return type** dict

**describe**(*self*, *print\_name=False*, *return\_dict=False*)

Describe a component and its parameters.

**Parameters**

- **print\_name** (*bool*, *optional*) – whether to print name of component
- **return\_dict** (*bool*, *optional*) – whether to return description as dictionary in the format {"name": name, "parameters": parameters}

**Returns** Returns dictionary if `return_dict` is `True`, else `None`.

**Return type** `None` or dict

**fit**(*self*, *X*, *y=None*)

Fits component to data.

**Parameters**

- **X** (*pd.DataFrame*) – The input training data of shape `[n_samples, n_features]`
- **y** (*pd.Series*, *optional*) – The target training data of length `[n_samples]`

**Returns** `self`

**Raises `MethodPropertyNotFoundError`** – If component does not have a fit method or a component\_obj that implements fit.

**fit\_transform**(*self*, *X*, *y=None*)

Fit and transform data using the feature selector.

**Parameters**

- **X** (*pd.DataFrame*) – The input training data of shape [n\_samples, n\_features].
- **y** (*pd.Series*, *optional*) – The target training data of length [n\_samples].

**Returns** Transformed data.

**Return type** *pd.DataFrame*

**get\_names**(*self*)

Get names of selected features.

**Returns** List of the names of features selected.

**Return type** *list[str]*

**static load**(*file\_path*)

Loads component at file path.

**Parameters** **file\_path** (*str*) – Location to load file.

**Returns** *ComponentBase* object

**property name**(*cls*)

Returns string name of this component.

**needs\_fitting**(*self*)

Returns boolean determining if component needs fitting before calling predict, predict\_proba, transform, or feature\_importances.

This can be overridden to False for components that do not need to be fit or whose fit methods do nothing.

**Returns** *True*.

**property parameters**(*self*)

Returns the parameters which were used to initialize the component.

**save**(*self*, *file\_path*, *pickle\_protocol=cloudpickle.DEFAULT\_PROTOCOL*)

Saves component at file path.

**Parameters**

- **file\_path** (*str*) – Location to save file.
- **pickle\_protocol** (*int*) – The pickle data stream format.

**transform**(*self*, *X*, *y=None*)

Transforms input data by selecting features. If the component\_obj does not have a transform method, will raise an *MethodPropertyNotFoundError* exception.

**Parameters**

- **X** (*pd.DataFrame*) – Data to transform.
- **y** (*pd.Series*, *optional*) – Target data. Ignored.

**Returns** Transformed X

**Return type** *pd.DataFrame*

**Raises `MethodPropertyNotFoundError`** – If feature selector does not have a transform method or a `component_obj` that implements transform

**`update_parameters`**(*self*, *update\_dict*, *reset\_fit=True*)

Updates the parameter dictionary of the component.

**Parameters**

- **`update_dict`** (*dict*) – A dict of parameters to update.
- **`reset_fit`** (*bool*, *optional*) – If True, will set `_is_fitted` to False.

## **`recursive_feature_elimination_selector`**

Components that select top features based on recursive feature elimination with a Random Forest model.

## **Module Contents**

### **Classes Summary**

<i><code>RecursiveFeatureEliminationSelector</code></i>	Selects relevant features using recursive feature elimination.
<i><code>RFClassifierRFESelector</code></i>	Selects relevant features using recursive feature elimination with a Random Forest Classifier.
<i><code>RFRegressorRFESelector</code></i>	Selects relevant features using recursive feature elimination with a Random Forest Regressor.

## **Contents**

`class evalml.pipelines.components.transformers.feature_selection.recursive_feature_elimination_selector`

Selects relevant features using recursive feature elimination.

### **Attributes**

<b>hyper-parameter_ranges</b>	{ "step": Real(0.05, 0.25) }
<b>is_multiseries</b>	False
<b>modifies_features</b>	True
<b>modifies_target</b>	False
<b>training_only</b>	False

## Methods

<i>clone</i>	Constructs a new component with the same parameters and random state.
<i>default_parameters</i>	Returns the default parameters for this component.
<i>describe</i>	Describe a component and its parameters.
<i>fit</i>	Fits component to data.
<i>fit_transform</i>	Fit and transform data using the feature selector.
<i>get_names</i>	Get names of selected features.
<i>load</i>	Loads component at file path.
<i>name</i>	Returns string name of this component.
<i>needs_fitting</i>	Returns boolean determining if component needs fitting before calling predict, predict_proba, transform, or feature_importances.
<i>parameters</i>	Returns the parameters which were used to initialize the component.
<i>save</i>	Saves component at file path.
<i>transform</i>	Transforms input data by selecting features. If the component_obj does not have a transform method, will raise an MethodPropertyNotFoundError exception.
<i>update_parameters</i>	Updates the parameter dictionary of the component.

### **clone**(self)

Constructs a new component with the same parameters and random state.

**Returns** A new instance of this component with identical parameters and random state.

### **default\_parameters**(cls)

Returns the default parameters for this component.

Our convention is that `Component.default_parameters == Component().parameters`.

**Returns** Default parameters for this component.

**Return type** dict

### **describe**(self, print\_name=False, return\_dict=False)

Describe a component and its parameters.

**Parameters**

- **print\_name** (bool, optional) – whether to print name of component

- **return\_dict** (*bool, optional*) – whether to return description as dictionary in the format {"name": name, "parameters": parameters}

**Returns** Returns dictionary if return\_dict is True, else None.

**Return type** None or dict

**fit**(*self, X, y=None*)

Fits component to data.

**Parameters**

- **X** (*pd.DataFrame*) – The input training data of shape [n\_samples, n\_features]
- **y** (*pd.Series, optional*) – The target training data of length [n\_samples]

**Returns** self

**Raises** **MethodPropertyNotFoundError** – If component does not have a fit method or a component\_obj that implements fit.

**fit\_transform**(*self, X, y=None*)

Fit and transform data using the feature selector.

**Parameters**

- **X** (*pd.DataFrame*) – The input training data of shape [n\_samples, n\_features].
- **y** (*pd.Series, optional*) – The target training data of length [n\_samples].

**Returns** Transformed data.

**Return type** pd.DataFrame

**get\_names**(*self*)

Get names of selected features.

**Returns** List of the names of features selected.

**Return type** list[str]

**static load**(*file\_path*)

Loads component at file path.

**Parameters** **file\_path** (*str*) – Location to load file.

**Returns** ComponentBase object

**property name**(*cls*)

Returns string name of this component.

**needs\_fitting**(*self*)

Returns boolean determining if component needs fitting before calling predict, predict\_proba, transform, or feature\_importances.

This can be overridden to False for components that do not need to be fit or whose fit methods do nothing.

**Returns** True.

**property parameters**(*self*)

Returns the parameters which were used to initialize the component.

**save**(*self*, *file\_path*, *pickle\_protocol*=*cloudpickle.DEFAULT\_PROTOCOL*)

Saves component at file path.

#### Parameters

- **file\_path** (*str*) – Location to save file.
- **pickle\_protocol** (*int*) – The pickle data stream format.

**transform**(*self*, *X*, *y=None*)

Transforms input data by selecting features. If the component\_obj does not have a transform method, will raise an `MethodPropertyNotFoundError` exception.

#### Parameters

- **X** (*pd.DataFrame*) – Data to transform.
- **y** (*pd.Series*, *optional*) – Target data. Ignored.

**Returns** Transformed X

**Return type** `pd.DataFrame`

**Raises** **MethodPropertyNotFoundError** – If feature selector does not have a transform method or a component\_obj that implements transform

**update\_parameters**(*self*, *update\_dict*, *reset\_fit=True*)

Updates the parameter dictionary of the component.

#### Parameters

- **update\_dict** (*dict*) – A dict of parameters to update.
- **reset\_fit** (*bool*, *optional*) – If True, will set `_is_fitted` to False.

**class** `evalml.pipelines.components.transformers.feature_selection.recursive_feature_elimination_selector`

Selects relevant features using recursive feature elimination with a Random Forest Classifier.

#### Parameters

- **step** (*int*, *float*) – The number of features to eliminate in each iteration. If an integer is specified this will represent the number of features to eliminate. If a float is specified this represents the percentage of features to eliminate each iteration. The last iteration may drop fewer than this number of features in order to satisfy the `min_features_to_select` constraint. Defaults to 0.2.
- **min\_features\_to\_select** (*int*) – The minimum number of features to return. Defaults to 1.
- **cv** (*int* or *None*) – Number of folds to use for the cross-validation splitting strategy. Defaults to None which will use 5 folds.

- **scoring** (*str*, *callable* or *None*) – A string or scorer callable object to specify the scoring method.
- **n\_jobs** (*int* or *None*) – Number of jobs to run in parallel. -1 uses all processes. Defaults to -1.
- **n\_estimators** (*int*) – The number of trees in the forest. Defaults to 10.
- **max\_depth** (*int*) – Maximum tree depth for base learners. Defaults to None.
- **random\_seed** (*int*) – Seed for the random number generator. Defaults to 0.

#### Attributes

<b>hyper-parameter_ranges</b>	{ "step": Real(0.05, 0.25) }
<b>is_multiseries</b>	False
<b>modifies_features</b>	True
<b>modifies_target</b>	False
<b>name</b>	RFE Selector with RF Classifier
<b>training_only</b>	False

#### Methods

<i>clone</i>	Constructs a new component with the same parameters and random state.
<i>default_parameters</i>	Returns the default parameters for this component.
<i>describe</i>	Describe a component and its parameters.
<i>fit</i>	Fits component to data.
<i>fit_transform</i>	Fit and transform data using the feature selector.
<i>get_names</i>	Get names of selected features.
<i>load</i>	Loads component at file path.
<i>needs_fitting</i>	Returns boolean determining if component needs fitting before calling predict, predict_proba, transform, or feature_importances.
<i>parameters</i>	Returns the parameters which were used to initialize the component.
<i>save</i>	Saves component at file path.
<i>transform</i>	Transforms input data by selecting features. If the component_obj does not have a transform method, will raise an <code>MethodPropertyNotFoundError</code> exception.
<i>update_parameters</i>	Updates the parameter dictionary of the component.

#### **clone**(*self*)

Constructs a new component with the same parameters and random state.

**Returns** A new instance of this component with identical parameters and random state.

#### **default\_parameters**(*cls*)

Returns the default parameters for this component.



Our convention is that `Component.default_parameters == Component().parameters`.

**Returns** Default parameters for this component.

**Return type** dict

**describe**(*self*, *print\_name=False*, *return\_dict=False*)

Describe a component and its parameters.

**Parameters**

- **print\_name** (*bool*, *optional*) – whether to print name of component
- **return\_dict** (*bool*, *optional*) – whether to return description as dictionary in the format {"name": name, "parameters": parameters}

**Returns** Returns dictionary if `return_dict` is `True`, else `None`.

**Return type** None or dict

**fit**(*self*, *X*, *y=None*)

Fits component to data.

**Parameters**

- **X** (*pd.DataFrame*) – The input training data of shape [n\_samples, n\_features]
- **y** (*pd.Series*, *optional*) – The target training data of length [n\_samples]

**Returns** self

**Raises** **MethodPropertyNotFoundError** – If component does not have a fit method or a component\_obj that implements fit.

**fit\_transform**(*self*, *X*, *y=None*)

Fit and transform data using the feature selector.

**Parameters**

- **X** (*pd.DataFrame*) – The input training data of shape [n\_samples, n\_features].
- **y** (*pd.Series*, *optional*) – The target training data of length [n\_samples].

**Returns** Transformed data.

**Return type** pd.DataFrame

**get\_names**(*self*)

Get names of selected features.

**Returns** List of the names of features selected.

**Return type** list[str]

**static load**(*file\_path*)

Loads component at file path.

**Parameters** **file\_path** (*str*) – Location to load file.

**Returns** ComponentBase object

**needs\_fitting**(*self*)

Returns boolean determining if component needs fitting before calling predict, predict\_proba, transform, or feature\_importances.

This can be overridden to `False` for components that do not need to be fit or whose fit methods do nothing.

**Returns** True.

**property parameters**(*self*)

Returns the parameters which were used to initialize the component.

**save**(*self*, *file\_path*, *pickle\_protocol*=*cloudpickle.DEFAULT\_PROTOCOL*)

Saves component at file path.

**Parameters**

- **file\_path** (*str*) – Location to save file.
- **pickle\_protocol** (*int*) – The pickle data stream format.

**transform**(*self*, *X*, *y=None*)

Transforms input data by selecting features. If the component\_obj does not have a transform method, will raise an `MethodPropertyNotFoundError` exception.

**Parameters**

- **X** (*pd.DataFrame*) – Data to transform.
- **y** (*pd.Series*, *optional*) – Target data. Ignored.

**Returns** Transformed X

**Return type** `pd.DataFrame`

**Raises** **MethodPropertyNotFoundError** – If feature selector does not have a transform method or a component\_obj that implements transform

**update\_parameters**(*self*, *update\_dict*, *reset\_fit=True*)

Updates the parameter dictionary of the component.

**Parameters**

- **update\_dict** (*dict*) – A dict of parameters to update.
- **reset\_fit** (*bool*, *optional*) – If True, will set `_is_fitted` to False.

**class** `evalml.pipelines.components.transformers.feature_selection.recursive_feature_elimination_selector`

Selects relevant features using recursive feature elimination with a Random Forest Regressor.

**Parameters**

- **step** (*int*, *float*) – The number of features to eliminate in each iteration. If an integer is specified this will represent the number of features to eliminate. If a float is specified this represents the percentage of features to eliminate each iteration. The last iteration may drop fewer than this number of features in order to satisfy the `min_features_to_select` constraint. Defaults to 0.2.

- **min\_features\_to\_select** (*int*) – The minimum number of features to return. Defaults to 1.
- **cv** (*int or None*) – Number of folds to use for the cross-validation splitting strategy. Defaults to None which will use 5 folds.
- **scoring** (*str, callable or None*) – A string or scorer callable object to specify the scoring method.
- **n\_jobs** (*int or None*) – Number of jobs to run in parallel. -1 uses all processes. Defaults to -1.
- **n\_estimators** (*int*) – The number of trees in the forest. Defaults to 10.
- **max\_depth** (*int*) – Maximum tree depth for base learners. Defaults to None.
- **random\_seed** (*int*) – Seed for the random number generator. Defaults to 0.

#### Attributes

<b>hyper-parameter_ranges</b>	{ “step”: Real(0.05, 0.25) }
<b>is_multiseries</b>	False
<b>modifies_features</b>	True
<b>modifies_target</b>	False
<b>name</b>	RFE Selector with RF Regressor
<b>training_only</b>	False

#### Methods

<i>clone</i>	Constructs a new component with the same parameters and random state.
<i>default_parameters</i>	Returns the default parameters for this component.
<i>describe</i>	Describe a component and its parameters.
<i>fit</i>	Fits component to data.
<i>fit_transform</i>	Fit and transform data using the feature selector.
<i>get_names</i>	Get names of selected features.
<i>load</i>	Loads component at file path.
<i>needs_fitting</i>	Returns boolean determining if component needs fitting before calling predict, predict_proba, transform, or feature_importances.
<i>parameters</i>	Returns the parameters which were used to initialize the component.
<i>save</i>	Saves component at file path.
<i>transform</i>	Transforms input data by selecting features. If the component_obj does not have a transform method, will raise an MethodPropertyNotFoundError exception.
<i>update_parameters</i>	Updates the parameter dictionary of the component.

#### **clone**(*self*)

Constructs a new component with the same parameters and random state.

**Returns** A new instance of this component with identical parameters and random state.

**default\_parameters**(*cls*)

Returns the default parameters for this component.

Our convention is that `Component.default_parameters == Component().parameters`.

**Returns** Default parameters for this component.

**Return type** dict

**describe**(*self*, *print\_name=False*, *return\_dict=False*)

Describe a component and its parameters.

**Parameters**

- **print\_name** (*bool*, *optional*) – whether to print name of component
- **return\_dict** (*bool*, *optional*) – whether to return description as dictionary in the format {"name": name, "parameters": parameters}

**Returns** Returns dictionary if `return_dict` is `True`, else `None`.

**Return type** None or dict

**fit**(*self*, *X*, *y=None*)

Fits component to data.

**Parameters**

- **X** (*pd.DataFrame*) – The input training data of shape [n\_samples, n\_features]
- **y** (*pd.Series*, *optional*) – The target training data of length [n\_samples]

**Returns** self

**Raises** **MethodPropertyNotFoundError** – If component does not have a fit method or a component\_obj that implements fit.

**fit\_transform**(*self*, *X*, *y=None*)

Fit and transform data using the feature selector.

**Parameters**

- **X** (*pd.DataFrame*) – The input training data of shape [n\_samples, n\_features].
- **y** (*pd.Series*, *optional*) – The target training data of length [n\_samples].

**Returns** Transformed data.

**Return type** pd.DataFrame

**get\_names**(*self*)

Get names of selected features.

**Returns** List of the names of features selected.

**Return type** list[str]

**static load**(*file\_path*)

Loads component at file path.

**Parameters** **file\_path** (*str*) – Location to load file.

**Returns** ComponentBase object

**needs\_fitting**(*self*)

Returns boolean determining if component needs fitting before calling predict, predict\_proba, transform, or feature\_importances.

This can be overridden to False for components that do not need to be fit or whose fit methods do nothing.

**Returns** True.

**property parameters**(*self*)

Returns the parameters which were used to initialize the component.

**save**(*self*, *file\_path*, *pickle\_protocol*=*cloudpickle.DEFAULT\_PROTOCOL*)

Saves component at file path.

**Parameters**

- **file\_path** (*str*) – Location to save file.
- **pickle\_protocol** (*int*) – The pickle data stream format.

**transform**(*self*, *X*, *y*=*None*)

Transforms input data by selecting features. If the component\_obj does not have a transform method, will raise an `MethodPropertyNotFoundError` exception.

**Parameters**

- **X** (*pd.DataFrame*) – Data to transform.
- **y** (*pd.Series*, *optional*) – Target data. Ignored.

**Returns** Transformed X

**Return type** `pd.DataFrame`

**Raises** **MethodPropertyNotFoundError** – If feature selector does not have a transform method or a component\_obj that implements transform

**update\_parameters**(*self*, *update\_dict*, *reset\_fit*=*True*)

Updates the parameter dictionary of the component.

**Parameters**

- **update\_dict** (*dict*) – A dict of parameters to update.
- **reset\_fit** (*bool*, *optional*) – If True, will set `_is_fitted` to False.

**rf\_classifier\_feature\_selector**

Component that selects top features based on importance weights using a Random Forest classifier.

**Module Contents****Classes Summary**


---

`RFClassifierSelectFromModel`

Selects top features based on importance weights using a Random Forest classifier.

---

## Contents

`class evalml.pipelines.components.transformers.feature_selection.rf_classifier_feature_selector.RFClassifierFeatureSelector`

Selects top features based on importance weights using a Random Forest classifier.

### Parameters

- **number\_features** (*int*) – The maximum number of features to select. If both `percent_features` and `number_features` are specified, take the greater number of features. Defaults to `None`.
- **n\_estimators** (*int*) – The number of trees in the forest. Defaults to 10.
- **max\_depth** (*int*) – Maximum tree depth for base learners. Defaults to `None`.
- **percent\_features** (*float*) – Percentage of features to use. If both `percent_features` and `number_features` are specified, take the greater number of features. Defaults to 0.5.
- **threshold** (*string or float*) – The threshold value to use for feature selection. Features whose importance is greater or equal are kept while the others are discarded. If “median”, then the threshold value is the median of the feature importances. A scaling factor (e.g., “1.25\*mean”) may also be used. Defaults to `median`.
- **n\_jobs** (*int or None*) – Number of jobs to run in parallel. -1 uses all processes. Defaults to -1.
- **random\_seed** (*int*) – Seed for the random number generator. Defaults to 0.

### Attributes

<b>hyper-parameter_ranges</b>	{ “percent_features”: Real(0.01, 1), “threshold”: [“mean”, “median”], }
<b>is_multiseries</b>	False
<b>modifies_features</b>	True
<b>modifies_target</b>	False
<b>name</b>	RF Classifier Select From Model
<b>training_only</b>	False

### Methods

<code>clone</code>	Constructs a new component with the same parameters and random state.
<code>default_parameters</code>	Returns the default parameters for this component.
<code>describe</code>	Describe a component and its parameters.
<code>fit</code>	Fits component to data.
<code>fit_transform</code>	Fit and transform data using the feature selector.
<code>get_names</code>	Get names of selected features.
<code>load</code>	Loads component at file path.
<code>needs_fitting</code>	Returns boolean determining if component needs fitting before calling predict, predict_proba, transform, or feature_importances.
<code>parameters</code>	Returns the parameters which were used to initialize the component.
<code>save</code>	Saves component at file path.
<code>transform</code>	Transforms input data by selecting features. If the component_obj does not have a transform method, will raise an <code>MethodPropertyNotFoundError</code> exception.
<code>update_parameters</code>	Updates the parameter dictionary of the component.

**clone(self)**

Constructs a new component with the same parameters and random state.

**Returns** A new instance of this component with identical parameters and random state.

**default\_parameters(cls)**

Returns the default parameters for this component.

Our convention is that `Component.default_parameters == Component().parameters`.

**Returns** Default parameters for this component.

**Return type** dict

**describe(self, print\_name=False, return\_dict=False)**

Describe a component and its parameters.

**Parameters**

- **print\_name** (*bool, optional*) – whether to print name of component
- **return\_dict** (*bool, optional*) – whether to return description as dictionary in the format {"name": name, "parameters": parameters}

**Returns** Returns dictionary if return\_dict is True, else None.

**Return type** None or dict

**fit(self, X, y=None)**

Fits component to data.

**Parameters**

- **X** (*pd.DataFrame*) – The input training data of shape [n\_samples, n\_features]
- **y** (*pd.Series, optional*) – The target training data of length [n\_samples]

**Returns** self

**Raises `MethodPropertyNotFoundError`** – If component does not have a fit method or a component\_obj that implements fit.

**fit\_transform**(*self*, *X*, *y=None*)

Fit and transform data using the feature selector.

**Parameters**

- **X** (*pd.DataFrame*) – The input training data of shape [n\_samples, n\_features].
- **y** (*pd.Series*, *optional*) – The target training data of length [n\_samples].

**Returns** Transformed data.

**Return type** *pd.DataFrame*

**get\_names**(*self*)

Get names of selected features.

**Returns** List of the names of features selected.

**Return type** *list[str]*

**static load**(*file\_path*)

Loads component at file path.

**Parameters** **file\_path** (*str*) – Location to load file.

**Returns** *ComponentBase* object

**needs\_fitting**(*self*)

Returns boolean determining if component needs fitting before calling predict, predict\_proba, transform, or feature\_importances.

This can be overridden to False for components that do not need to be fit or whose fit methods do nothing.

**Returns** *True*.

**property parameters**(*self*)

Returns the parameters which were used to initialize the component.

**save**(*self*, *file\_path*, *pickle\_protocol=cloudpickle.DEFAULT\_PROTOCOL*)

Saves component at file path.

**Parameters**

- **file\_path** (*str*) – Location to save file.
- **pickle\_protocol** (*int*) – The pickle data stream format.

**transform**(*self*, *X*, *y=None*)

Transforms input data by selecting features. If the component\_obj does not have a transform method, will raise an *MethodPropertyNotFoundError* exception.

**Parameters**

- **X** (*pd.DataFrame*) – Data to transform.
- **y** (*pd.Series*, *optional*) – Target data. Ignored.

**Returns** Transformed X

**Return type** *pd.DataFrame*

**Raises `MethodPropertyNotFoundError`** – If feature selector does not have a transform method or a component\_obj that implements transform



**update\_parameters**(*self*, *update\_dict*, *reset\_fit=True*)

Updates the parameter dictionary of the component.

#### Parameters

- **update\_dict** (*dict*) – A dict of parameters to update.
- **reset\_fit** (*bool*, *optional*) – If True, will set *\_is\_fitted* to False.

## rf\_regressor\_feature\_selector

Component that selects top features based on importance weights using a Random Forest regressor.

## Module Contents

### Classes Summary

<i>RFRegressorSelectFromModel</i>	Selects top features based on importance weights using a Random Forest regressor.
-----------------------------------	---

## Contents

**class** evalml.pipelines.components.transformers.feature\_selection.rf\_regressor\_feature\_selector.**RFRegressor**

Selects top features based on importance weights using a Random Forest regressor.

#### Parameters

- **number\_features** (*int*) – The maximum number of features to select. If both *percent\_features* and *number\_features* are specified, take the greater number of features. Defaults to 0.5.
- **n\_estimators** (*int*) – The number of trees in the forest. Defaults to 10.
- **max\_depth** (*int*) – Maximum tree depth for base learners. Defaults to None.
- **percent\_features** (*float*) – Percentage of features to use. If both *percent\_features* and *number\_features* are specified, take the greater number of features. Defaults to 0.5.
- **threshold** (*string or float*) – The threshold value to use for feature selection. Features whose importance is greater or equal are kept while the others are discarded. If “median”, then the threshold value is the median of the feature importances. A scaling factor (e.g., “1.25\*mean”) may also be used. Defaults to median.

- **n\_jobs** (*int* or *None*) – Number of jobs to run in parallel. -1 uses all processes. Defaults to -1.
- **random\_seed** (*int*) – Seed for the random number generator. Defaults to 0.

#### Attributes

<b>hyper-parameter_ranges</b>	{ “percent_features”: Real(0.01, 1), “threshold”: [“mean”, “median”], }
<b>is_multiseries</b>	False
<b>modifies_features</b>	True
<b>modifies_target</b>	False
<b>name</b>	RF Regressor Select From Model
<b>training_only</b>	False

#### Methods

<i>clone</i>	Constructs a new component with the same parameters and random state.
<i>default_parameters</i>	Returns the default parameters for this component.
<i>describe</i>	Describe a component and its parameters.
<i>fit</i>	Fits component to data.
<i>fit_transform</i>	Fit and transform data using the feature selector.
<i>get_names</i>	Get names of selected features.
<i>load</i>	Loads component at file path.
<i>needs_fitting</i>	Returns boolean determining if component needs fitting before calling predict, predict_proba, transform, or feature_importances.
<i>parameters</i>	Returns the parameters which were used to initialize the component.
<i>save</i>	Saves component at file path.
<i>transform</i>	Transforms input data by selecting features. If the component_obj does not have a transform method, will raise an MethodPropertyNotFoundError exception.
<i>update_parameters</i>	Updates the parameter dictionary of the component.

#### **clone**(*self*)

Constructs a new component with the same parameters and random state.

**Returns** A new instance of this component with identical parameters and random state.

#### **default\_parameters**(*cls*)

Returns the default parameters for this component.

Our convention is that `Component.default_parameters == Component().parameters`.

**Returns** Default parameters for this component.

**Return type** dict

**describe**(*self*, *print\_name=False*, *return\_dict=False*)

Describe a component and its parameters.

**Parameters**

- **print\_name** (*bool*, *optional*) – whether to print name of component
- **return\_dict** (*bool*, *optional*) – whether to return description as dictionary in the format {"name": name, "parameters": parameters}

**Returns** Returns dictionary if return\_dict is True, else None.

**Return type** None or dict

**fit**(*self*, *X*, *y=None*)

Fits component to data.

**Parameters**

- **X** (*pd.DataFrame*) – The input training data of shape [n\_samples, n\_features]
- **y** (*pd.Series*, *optional*) – The target training data of length [n\_samples]

**Returns** self

**Raises** **MethodPropertyNotFoundError** – If component does not have a fit method or a component\_obj that implements fit.

**fit\_transform**(*self*, *X*, *y=None*)

Fit and transform data using the feature selector.

**Parameters**

- **X** (*pd.DataFrame*) – The input training data of shape [n\_samples, n\_features].
- **y** (*pd.Series*, *optional*) – The target training data of length [n\_samples].

**Returns** Transformed data.

**Return type** pd.DataFrame

**get\_names**(*self*)

Get names of selected features.

**Returns** List of the names of features selected.

**Return type** list[str]

**static load**(*file\_path*)

Loads component at file path.

**Parameters** **file\_path** (*str*) – Location to load file.

**Returns** ComponentBase object

**needs\_fitting**(*self*)

Returns boolean determining if component needs fitting before calling predict, predict\_proba, transform, or feature\_importances.

This can be overridden to False for components that do not need to be fit or whose fit methods do nothing.

**Returns** True.

**property parameters**(*self*)

Returns the parameters which were used to initialize the component.

**save**(*self*, *file\_path*, *pickle\_protocol*=*cloudpickle.DEFAULT\_PROTOCOL*)

Saves component at file path.

**Parameters**

- **file\_path** (*str*) – Location to save file.
- **pickle\_protocol** (*int*) – The pickle data stream format.

**transform**(*self*, *X*, *y*=*None*)

Transforms input data by selecting features. If the component\_obj does not have a transform method, will raise an `MethodPropertyNotFoundError` exception.

**Parameters**

- **X** (*pd.DataFrame*) – Data to transform.
- **y** (*pd.Series*, *optional*) – Target data. Ignored.

**Returns** Transformed X

**Return type** `pd.DataFrame`

**Raises** **MethodPropertyNotFoundError** – If feature selector does not have a transform method or a component\_obj that implements transform

**update\_parameters**(*self*, *update\_dict*, *reset\_fit*=*True*)

Updates the parameter dictionary of the component.

**Parameters**

- **update\_dict** (*dict*) – A dict of parameters to update.
- **reset\_fit** (*bool*, *optional*) – If True, will set `_is_fitted` to False.

## Package Contents

## Classes Summary

<i>FeatureSelector</i>	Selects top features based on importance weights.
<i>RFClassifierRFSelector</i>	Selects relevant features using recursive feature elimination with a Random Forest Classifier.
<i>RFClassifierSelectFromModel</i>	Selects top features based on importance weights using a Random Forest classifier.
<i>RFRegressorRFSelector</i>	Selects relevant features using recursive feature elimination with a Random Forest Regressor.
<i>RFRegressorSelectFromModel</i>	Selects top features based on importance weights using a Random Forest regressor.

## Contents

```
class evalml.pipelines.components.transformers.feature_selection.FeatureSelector(parameters=None,  
                                                                           compo-  
                                                                           nent_obj=None,  
                                                                           ran-  
                                                                           dom_seed=0,  
                                                                           **kwargs)
```

Selects top features based on importance weights.

### Parameters

- **parameters** (*dict*) – Dictionary of parameters for the component. Defaults to None.
- **component\_obj** (*obj*) – Third-party objects useful in component implementation. Defaults to None.
- **random\_seed** (*int*) – Seed for the random number generator. Defaults to 0.

### Attributes

<b>is_multiseries</b>	False
<b>modifies_features</b>	True
<b>modifies_target</b>	False
<b>training_only</b>	False

### Methods

<i>clone</i>	Constructs a new component with the same parameters and random state.
<i>default_parameters</i>	Returns the default parameters for this component.
<i>describe</i>	Describe a component and its parameters.
<i>fit</i>	Fits component to data.
<i>fit_transform</i>	Fit and transform data using the feature selector.
<i>get_names</i>	Get names of selected features.
<i>load</i>	Loads component at file path.
<i>name</i>	Returns string name of this component.
<i>needs_fitting</i>	Returns boolean determining if component needs fitting before calling predict, predict_proba, transform, or feature_importances.
<i>parameters</i>	Returns the parameters which were used to initialize the component.
<i>save</i>	Saves component at file path.
<i>transform</i>	Transforms input data by selecting features. If the component_obj does not have a transform method, will raise an MethodPropertyNotFoundError exception.
<i>update_parameters</i>	Updates the parameter dictionary of the component.

### **clone**(*self*)

Constructs a new component with the same parameters and random state.

**Returns** A new instance of this component with identical parameters and random state.

**default\_parameters(*cls*)**

Returns the default parameters for this component.

Our convention is that `Component.default_parameters == Component().parameters`.

**Returns** Default parameters for this component.

**Return type** dict

**describe(*self*, *print\_name=False*, *return\_dict=False*)**

Describe a component and its parameters.

**Parameters**

- **print\_name** (*bool*, *optional*) – whether to print name of component
- **return\_dict** (*bool*, *optional*) – whether to return description as dictionary in the format {"name": name, "parameters": parameters}

**Returns** Returns dictionary if `return_dict` is `True`, else `None`.

**Return type** None or dict

**fit(*self*, *X*, *y=None*)**

Fits component to data.

**Parameters**

- **X** (*pd.DataFrame*) – The input training data of shape `[n_samples, n_features]`
- **y** (*pd.Series*, *optional*) – The target training data of length `[n_samples]`

**Returns** *self*

**Raises** **MethodPropertyNotFoundError** – If component does not have a `fit` method or a `component_obj` that implements `fit`.

**fit\_transform(*self*, *X*, *y=None*)**

Fit and transform data using the feature selector.

**Parameters**

- **X** (*pd.DataFrame*) – The input training data of shape `[n_samples, n_features]`.
- **y** (*pd.Series*, *optional*) – The target training data of length `[n_samples]`.

**Returns** Transformed data.

**Return type** *pd.DataFrame*

**get\_names(*self*)**

Get names of selected features.

**Returns** List of the names of features selected.

**Return type** list[str]

**static load(*file\_path*)**

Loads component at file path.

**Parameters** **file\_path** (*str*) – Location to load file.

**Returns** ComponentBase object

**property name(*cls*)**

Returns string name of this component.

**needs\_fitting(*self*)**

Returns boolean determining if component needs fitting before calling predict, predict\_proba, transform, or feature\_importances.

This can be overridden to False for components that do not need to be fit or whose fit methods do nothing.

**Returns** True.

**property parameters(*self*)**

Returns the parameters which were used to initialize the component.

**save(*self*, *file\_path*, *pickle\_protocol*=cloudpickle.DEFAULT\_PROTOCOL)**

Saves component at file path.

**Parameters**

- **file\_path** (*str*) – Location to save file.
- **pickle\_protocol** (*int*) – The pickle data stream format.

**transform(*self*, *X*, *y*=None)**

Transforms input data by selecting features. If the component\_obj does not have a transform method, will raise an MethodPropertyNotFoundError exception.

**Parameters**

- **X** (*pd.DataFrame*) – Data to transform.
- **y** (*pd.Series*, *optional*) – Target data. Ignored.

**Returns** Transformed X

**Return type** pd.DataFrame

**Raises MethodPropertyNotFoundError** – If feature selector does not have a transform method or a component\_obj that implements transform

**update\_parameters(*self*, *update\_dict*, *reset\_fit*=True)**

Updates the parameter dictionary of the component.

**Parameters**

- **update\_dict** (*dict*) – A dict of parameters to update.
- **reset\_fit** (*bool*, *optional*) – If True, will set *\_is\_fitted* to False.

```
class evalml.pipelines.components.transformers.feature_selection.RFClassifierRFSelector(step=0.2,
min_features_to_select=1,
cv=None,
scoring=None,
n_jobs=-1,
n_estimators=10,
max_depth=None,
random_seed=0,
**kwargs)
```

Selects relevant features using recursive feature elimination with a Random Forest Classifier.

#### Parameters

- **step** (*int*, *float*) – The number of features to eliminate in each iteration. If an integer is specified this will represent the number of features to eliminate. If a float is specified this represents the percentage of features to eliminate each iteration. The last iteration may drop fewer than this number of features in order to satisfy the `min_features_to_select` constraint. Defaults to 0.2.
- **min\_features\_to\_select** (*int*) – The minimum number of features to return. Defaults to 1.
- **cv** (*int* or *None*) – Number of folds to use for the cross-validation splitting strategy. Defaults to *None* which will use 5 folds.
- **scoring** (*str*, *callable* or *None*) – A string or scorer callable object to specify the scoring method.
- **n\_jobs** (*int* or *None*) – Number of jobs to run in parallel. -1 uses all processes. Defaults to -1.
- **n\_estimators** (*int*) – The number of trees in the forest. Defaults to 10.
- **max\_depth** (*int*) – Maximum tree depth for base learners. Defaults to *None*.
- **random\_seed** (*int*) – Seed for the random number generator. Defaults to 0.

#### Attributes

<b>hyper-parameter_ranges</b>	{ "step": Real(0.05, 0.25) }
<b>is_multiseries</b>	False
<b>modifies_features</b>	True
<b>modifies_target</b>	False
<b>name</b>	RFE Selector with RF Classifier
<b>training_only</b>	False

#### Methods



<code>clone</code>	Constructs a new component with the same parameters and random state.
<code>default_parameters</code>	Returns the default parameters for this component.
<code>describe</code>	Describe a component and its parameters.
<code>fit</code>	Fits component to data.
<code>fit_transform</code>	Fit and transform data using the feature selector.
<code>get_names</code>	Get names of selected features.
<code>load</code>	Loads component at file path.
<code>needs_fitting</code>	Returns boolean determining if component needs fitting before calling predict, predict_proba, transform, or feature_importances.
<code>parameters</code>	Returns the parameters which were used to initialize the component.
<code>save</code>	Saves component at file path.
<code>transform</code>	Transforms input data by selecting features. If the component_obj does not have a transform method, will raise an <code>MethodPropertyNotFoundError</code> exception.
<code>update_parameters</code>	Updates the parameter dictionary of the component.

**clone(self)**

Constructs a new component with the same parameters and random state.

**Returns** A new instance of this component with identical parameters and random state.

**default\_parameters(cls)**

Returns the default parameters for this component.

Our convention is that `Component.default_parameters == Component().parameters`.

**Returns** Default parameters for this component.

**Return type** dict

**describe(self, print\_name=False, return\_dict=False)**

Describe a component and its parameters.

**Parameters**

- **print\_name** (*bool, optional*) – whether to print name of component
- **return\_dict** (*bool, optional*) – whether to return description as dictionary in the format {"name": name, "parameters": parameters}

**Returns** Returns dictionary if return\_dict is True, else None.

**Return type** None or dict

**fit(self, X, y=None)**

Fits component to data.

**Parameters**

- **X** (*pd.DataFrame*) – The input training data of shape [n\_samples, n\_features]
- **y** (*pd.Series, optional*) – The target training data of length [n\_samples]

**Returns** self

**Raises `MethodPropertyNotFoundError`** – If component does not have a fit method or a component\_obj that implements fit.

**fit\_transform**(*self*, *X*, *y=None*)

Fit and transform data using the feature selector.

**Parameters**

- **X** (*pd.DataFrame*) – The input training data of shape [n\_samples, n\_features].
- **y** (*pd.Series*, *optional*) – The target training data of length [n\_samples].

**Returns** Transformed data.

**Return type** *pd.DataFrame*

**get\_names**(*self*)

Get names of selected features.

**Returns** List of the names of features selected.

**Return type** *list[str]*

**static load**(*file\_path*)

Loads component at file path.

**Parameters** **file\_path** (*str*) – Location to load file.

**Returns** *ComponentBase* object

**needs\_fitting**(*self*)

Returns boolean determining if component needs fitting before calling predict, predict\_proba, transform, or feature\_importances.

This can be overridden to False for components that do not need to be fit or whose fit methods do nothing.

**Returns** *True*.

**property parameters**(*self*)

Returns the parameters which were used to initialize the component.

**save**(*self*, *file\_path*, *pickle\_protocol=cloudpickle.DEFAULT\_PROTOCOL*)

Saves component at file path.

**Parameters**

- **file\_path** (*str*) – Location to save file.
- **pickle\_protocol** (*int*) – The pickle data stream format.

**transform**(*self*, *X*, *y=None*)

Transforms input data by selecting features. If the component\_obj does not have a transform method, will raise an *MethodPropertyNotFoundError* exception.

**Parameters**

- **X** (*pd.DataFrame*) – Data to transform.
- **y** (*pd.Series*, *optional*) – Target data. Ignored.

**Returns** Transformed X

**Return type** *pd.DataFrame*

**Raises `MethodPropertyNotFoundError`** – If feature selector does not have a transform method or a component\_obj that implements transform

**update\_parameters**(*self*, *update\_dict*, *reset\_fit=True*)

Updates the parameter dictionary of the component.

#### Parameters

- **update\_dict** (*dict*) – A dict of parameters to update.
- **reset\_fit** (*bool*, *optional*) – If True, will set *\_is\_fitted* to False.

**class** evalml.pipelines.components.transformers.feature\_selection.RFClassifierSelectFromModel(*number\_features*, *n\_estimators*, *max\_depth*, *percent\_features*, *threshold*, *n\_jobs*, *random\_seed*, *\*\*kwargs*)

Selects top features based on importance weights using a Random Forest classifier.

#### Parameters

- **number\_features** (*int*) – The maximum number of features to select. If both *percent\_features* and *number\_features* are specified, take the greater number of features. Defaults to None.
- **n\_estimators** (*int*) – The number of trees in the forest. Defaults to 10.
- **max\_depth** (*int*) – Maximum tree depth for base learners. Defaults to None.
- **percent\_features** (*float*) – Percentage of features to use. If both *percent\_features* and *number\_features* are specified, take the greater number of features. Defaults to 0.5.
- **threshold** (*string or float*) – The threshold value to use for feature selection. Features whose importance is greater or equal are kept while the others are discarded. If “median”, then the threshold value is the median of the feature importances. A scaling factor (e.g., “1.25\*mean”) may also be used. Defaults to median.
- **n\_jobs** (*int or None*) – Number of jobs to run in parallel. -1 uses all processes. Defaults to -1.
- **random\_seed** (*int*) – Seed for the random number generator. Defaults to 0.

#### Attributes

<b>hyper-parameter_ranges</b>	{ “percent_features”: Real(0.01, 1), “threshold”: [“mean”, “median”], }
<b>is_multiseries</b>	False
<b>modifies_features</b>	True
<b>modifies_target</b>	False
<b>name</b>	RF Classifier Select From Model
<b>training_only</b>	False

## Methods

<code>clone</code>	Constructs a new component with the same parameters and random state.
<code>default_parameters</code>	Returns the default parameters for this component.
<code>describe</code>	Describe a component and its parameters.
<code>fit</code>	Fits component to data.
<code>fit_transform</code>	Fit and transform data using the feature selector.
<code>get_names</code>	Get names of selected features.
<code>load</code>	Loads component at file path.
<code>needs_fitting</code>	Returns boolean determining if component needs fitting before calling predict, predict_proba, transform, or feature_importances.
<code>parameters</code>	Returns the parameters which were used to initialize the component.
<code>save</code>	Saves component at file path.
<code>transform</code>	Transforms input data by selecting features. If the component_obj does not have a transform method, will raise an <code>MethodPropertyNotFoundError</code> exception.
<code>update_parameters</code>	Updates the parameter dictionary of the component.

### `clone(self)`

Constructs a new component with the same parameters and random state.

**Returns** A new instance of this component with identical parameters and random state.

### `default_parameters(cls)`

Returns the default parameters for this component.

Our convention is that `Component.default_parameters == Component().parameters`.

**Returns** Default parameters for this component.

**Return type** dict

### `describe(self, print_name=False, return_dict=False)`

Describe a component and its parameters.

#### Parameters

- **print\_name** (*bool, optional*) – whether to print name of component
- **return\_dict** (*bool, optional*) – whether to return description as dictionary in the format {"name": name, "parameters": parameters}

**Returns** Returns dictionary if return\_dict is True, else None.

**Return type** None or dict

### `fit(self, X, y=None)`

Fits component to data.

#### Parameters

- **X** (*pd.DataFrame*) – The input training data of shape [n\_samples, n\_features]
- **y** (*pd.Series, optional*) – The target training data of length [n\_samples]

**Returns** self

**Raises `MethodPropertyNotFoundError`** – If component does not have a fit method or a component\_obj that implements fit.

**fit\_transform**(*self*, *X*, *y=None*)

Fit and transform data using the feature selector.

**Parameters**

- **X** (*pd.DataFrame*) – The input training data of shape [n\_samples, n\_features].
- **y** (*pd.Series*, *optional*) – The target training data of length [n\_samples].

**Returns** Transformed data.

**Return type** *pd.DataFrame*

**get\_names**(*self*)

Get names of selected features.

**Returns** List of the names of features selected.

**Return type** *list[str]*

**static load**(*file\_path*)

Loads component at file path.

**Parameters** **file\_path** (*str*) – Location to load file.

**Returns** *ComponentBase* object

**needs\_fitting**(*self*)

Returns boolean determining if component needs fitting before calling predict, predict\_proba, transform, or feature\_importances.

This can be overridden to False for components that do not need to be fit or whose fit methods do nothing.

**Returns** *True*.

**property parameters**(*self*)

Returns the parameters which were used to initialize the component.

**save**(*self*, *file\_path*, *pickle\_protocol=cloudpickle.DEFAULT\_PROTOCOL*)

Saves component at file path.

**Parameters**

- **file\_path** (*str*) – Location to save file.
- **pickle\_protocol** (*int*) – The pickle data stream format.

**transform**(*self*, *X*, *y=None*)

Transforms input data by selecting features. If the component\_obj does not have a transform method, will raise an *MethodPropertyNotFoundError* exception.

**Parameters**

- **X** (*pd.DataFrame*) – Data to transform.
- **y** (*pd.Series*, *optional*) – Target data. Ignored.

**Returns** Transformed X

**Return type** *pd.DataFrame*

**Raises `MethodPropertyNotFoundError`** – If feature selector does not have a transform method or a component\_obj that implements transform

**update\_parameters**(*self*, *update\_dict*, *reset\_fit=True*)

Updates the parameter dictionary of the component.

#### Parameters

- **update\_dict** (*dict*) – A dict of parameters to update.
- **reset\_fit** (*bool*, *optional*) – If True, will set *\_is\_fitted* to False.

**class** evalml.pipelines.components.transformers.feature\_selection.RFRegressorRFSelector(*step=0.2*,  
*min\_features\_to\_select*,  
*cv=None*,  
*scoring=None*,  
*n\_jobs=-1*,  
*n\_estimators=10*,  
*max\_depth=None*,  
*random\_seed=0*,  
*\*\*kwargs*)

Selects relevant features using recursive feature elimination with a Random Forest Regressor.

#### Parameters

- **step** (*int*, *float*) – The number of features to eliminate in each iteration. If an integer is specified this will represent the number of features to eliminate. If a float is specified this represents the percentage of features to eliminate each iteration. The last iteration may drop fewer than this number of features in order to satisfy the *min\_features\_to\_select* constraint. Defaults to 0.2.
- **min\_features\_to\_select** (*int*) – The minimum number of features to return. Defaults to 1.
- **cv** (*int* or *None*) – Number of folds to use for the cross-validation splitting strategy. Defaults to None which will use 5 folds.
- **scoring** (*str*, *callable* or *None*) – A string or scorer callable object to specify the scoring method.
- **n\_jobs** (*int* or *None*) – Number of jobs to run in parallel. -1 uses all processes. Defaults to -1.
- **n\_estimators** (*int*) – The number of trees in the forest. Defaults to 10.
- **max\_depth** (*int*) – Maximum tree depth for base learners. Defaults to None.
- **random\_seed** (*int*) – Seed for the random number generator. Defaults to 0.

#### Attributes

<b>hyper-parameter_ranges</b>	{ "step": Real(0.05, 0.25) }
<b>is_multiseries</b>	False
<b>modifies_features</b>	True
<b>modifies_target</b>	False
<b>name</b>	RFE Selector with RF Regressor
<b>training_only</b>	False

## Methods

<i>clone</i>	Constructs a new component with the same parameters and random state.
<i>default_parameters</i>	Returns the default parameters for this component.
<i>describe</i>	Describe a component and its parameters.
<i>fit</i>	Fits component to data.
<i>fit_transform</i>	Fit and transform data using the feature selector.
<i>get_names</i>	Get names of selected features.
<i>load</i>	Loads component at file path.
<i>needs_fitting</i>	Returns boolean determining if component needs fitting before calling predict, predict_proba, transform, or feature_importances.
<i>parameters</i>	Returns the parameters which were used to initialize the component.
<i>save</i>	Saves component at file path.
<i>transform</i>	Transforms input data by selecting features. If the component_obj does not have a transform method, will raise an MethodPropertyNotFoundError exception.
<i>update_parameters</i>	Updates the parameter dictionary of the component.

### **clone**(self)

Constructs a new component with the same parameters and random state.

**Returns** A new instance of this component with identical parameters and random state.

### **default\_parameters**(cls)

Returns the default parameters for this component.

Our convention is that `Component.default_parameters == Component().parameters`.

**Returns** Default parameters for this component.

**Return type** dict

### **describe**(self, print\_name=False, return\_dict=False)

Describe a component and its parameters.

**Parameters**

- **print\_name** (bool, optional) – whether to print name of component

- **return\_dict** (*bool, optional*) – whether to return description as dictionary in the format {"name": name, "parameters": parameters}

**Returns** Returns dictionary if return\_dict is True, else None.

**Return type** None or dict

**fit**(*self, X, y=None*)

Fits component to data.

**Parameters**

- **X** (*pd.DataFrame*) – The input training data of shape [n\_samples, n\_features]
- **y** (*pd.Series, optional*) – The target training data of length [n\_samples]

**Returns** self

**Raises** **MethodPropertyNotFoundError** – If component does not have a fit method or a component\_obj that implements fit.

**fit\_transform**(*self, X, y=None*)

Fit and transform data using the feature selector.

**Parameters**

- **X** (*pd.DataFrame*) – The input training data of shape [n\_samples, n\_features].
- **y** (*pd.Series, optional*) – The target training data of length [n\_samples].

**Returns** Transformed data.

**Return type** pd.DataFrame

**get\_names**(*self*)

Get names of selected features.

**Returns** List of the names of features selected.

**Return type** list[str]

**static load**(*file\_path*)

Loads component at file path.

**Parameters** **file\_path** (*str*) – Location to load file.

**Returns** ComponentBase object

**needs\_fitting**(*self*)

Returns boolean determining if component needs fitting before calling predict, predict\_proba, transform, or feature\_importances.

This can be overridden to False for components that do not need to be fit or whose fit methods do nothing.

**Returns** True.

**property parameters**(*self*)

Returns the parameters which were used to initialize the component.

**save**(*self, file\_path, pickle\_protocol=cloudpickle.DEFAULT\_PROTOCOL*)

Saves component at file path.

**Parameters**

- **file\_path** (*str*) – Location to save file.



- **pickle\_protocol** (*int*) – The pickle data stream format.

**transform**(*self*, *X*, *y=None*)

Transforms input data by selecting features. If the component\_obj does not have a transform method, will raise an `MethodPropertyNotFoundError` exception.

**Parameters**

- **X** (*pd.DataFrame*) – Data to transform.
- **y** (*pd.Series*, *optional*) – Target data. Ignored.

**Returns** Transformed X

**Return type** `pd.DataFrame`

**Raises** **MethodPropertyNotFoundError** – If feature selector does not have a transform method or a component\_obj that implements transform

**update\_parameters**(*self*, *update\_dict*, *reset\_fit=True*)

Updates the parameter dictionary of the component.

**Parameters**

- **update\_dict** (*dict*) – A dict of parameters to update.
- **reset\_fit** (*bool*, *optional*) – If True, will set `_is_fitted` to False.

```
class evalml.pipelines.components.transformers.feature_selection.RFRegressorSelectFromModel(number_features,
                                                                                          n_estimators=
                                                                                          max_depth=None,
                                                                                          per-
                                                                                          cent_features=
                                                                                          thresh-
                                                                                          old='median',
                                                                                          n_jobs=-
                                                                                          1,
                                                                                          ran-
                                                                                          dom_seed=0,
                                                                                          **kwargs)
```

Selects top features based on importance weights using a Random Forest regressor.

**Parameters**

- **number\_features** (*int*) – The maximum number of features to select. If both `percent_features` and `number_features` are specified, take the greater number of features. Defaults to 0.5.
- **n\_estimators** (*int*) – The number of trees in the forest. Defaults to 10.
- **max\_depth** (*int*) – Maximum tree depth for base learners. Defaults to None.
- **percent\_features** (*float*) – Percentage of features to use. If both `percent_features` and `number_features` are specified, take the greater number of features. Defaults to 0.5.
- **threshold** (*string or float*) – The threshold value to use for feature selection. Features whose importance is greater or equal are kept while the others are discarded. If “median”, then the threshold value is the median of the feature importances. A scaling factor (e.g., “1.25\*mean”) may also be used. Defaults to median.
- **n\_jobs** (*int or None*) – Number of jobs to run in parallel. -1 uses all processes. Defaults to -1.

- **random\_seed** (*int*) – Seed for the random number generator. Defaults to 0.

#### Attributes

<b>hyper-parameter_ranges</b>	{ “percent_features”: Real(0.01, 1), “threshold”: [“mean”, “median”], }
<b>is_multiseries</b>	False
<b>modifies_features</b>	True
<b>modifies_target</b>	False
<b>name</b>	RF Regressor Select From Model
<b>training_only</b>	False

#### Methods

<i>clone</i>	Constructs a new component with the same parameters and random state.
<i>default_parameters</i>	Returns the default parameters for this component.
<i>describe</i>	Describe a component and its parameters.
<i>fit</i>	Fits component to data.
<i>fit_transform</i>	Fit and transform data using the feature selector.
<i>get_names</i>	Get names of selected features.
<i>load</i>	Loads component at file path.
<i>needs_fitting</i>	Returns boolean determining if component needs fitting before calling predict, predict_proba, transform, or feature_importances.
<i>parameters</i>	Returns the parameters which were used to initialize the component.
<i>save</i>	Saves component at file path.
<i>transform</i>	Transforms input data by selecting features. If the component_obj does not have a transform method, will raise an MethodPropertyNotFoundError exception.
<i>update_parameters</i>	Updates the parameter dictionary of the component.

#### **clone**(*self*)

Constructs a new component with the same parameters and random state.

**Returns** A new instance of this component with identical parameters and random state.

#### **default\_parameters**(*cls*)

Returns the default parameters for this component.

Our convention is that `Component.default_parameters == Component().parameters`.

**Returns** Default parameters for this component.

**Return type** dict

#### **describe**(*self*, *print\_name=False*, *return\_dict=False*)

Describe a component and its parameters.

**Parameters**

- **print\_name** (*bool, optional*) – whether to print name of component
- **return\_dict** (*bool, optional*) – whether to return description as dictionary in the format {"name": name, "parameters": parameters}

**Returns** Returns dictionary if return\_dict is True, else None.

**Return type** None or dict

**fit**(*self, X, y=None*)

Fits component to data.

**Parameters**

- **X** (*pd.DataFrame*) – The input training data of shape [n\_samples, n\_features]
- **y** (*pd.Series, optional*) – The target training data of length [n\_samples]

**Returns** self

**Raises** **MethodPropertyNotFoundError** – If component does not have a fit method or a component\_obj that implements fit.

**fit\_transform**(*self, X, y=None*)

Fit and transform data using the feature selector.

**Parameters**

- **X** (*pd.DataFrame*) – The input training data of shape [n\_samples, n\_features].
- **y** (*pd.Series, optional*) – The target training data of length [n\_samples].

**Returns** Transformed data.

**Return type** pd.DataFrame

**get\_names**(*self*)

Get names of selected features.

**Returns** List of the names of features selected.

**Return type** list[str]

**static load**(*file\_path*)

Loads component at file path.

**Parameters** **file\_path** (*str*) – Location to load file.

**Returns** ComponentBase object

**needs\_fitting**(*self*)

Returns boolean determining if component needs fitting before calling predict, predict\_proba, transform, or feature\_importances.

This can be overridden to False for components that do not need to be fit or whose fit methods do nothing.

**Returns** True.

**property parameters**(*self*)

Returns the parameters which were used to initialize the component.

**save**(*self, file\_path, pickle\_protocol=cloudpickle.DEFAULT\_PROTOCOL*)

Saves component at file path.

**Parameters**

- **file\_path** (*str*) – Location to save file.
- **pickle\_protocol** (*int*) – The pickle data stream format.

**transform**(*self*, *X*, *y=None*)

Transforms input data by selecting features. If the component\_obj does not have a transform method, will raise an `MethodPropertyNotFoundError` exception.

**Parameters**

- **X** (*pd.DataFrame*) – Data to transform.
- **y** (*pd.Series*, *optional*) – Target data. Ignored.

**Returns** Transformed X

**Return type** `pd.DataFrame`

**Raises** **MethodPropertyNotFoundError** – If feature selector does not have a transform method or a component\_obj that implements transform

**update\_parameters**(*self*, *update\_dict*, *reset\_fit=True*)

Updates the parameter dictionary of the component.

**Parameters**

- **update\_dict** (*dict*) – A dict of parameters to update.
- **reset\_fit** (*bool*, *optional*) – If True, will set `_is_fitted` to False.

## imputers

Components that impute missing values in the input data.

## Submodules

### imputer

Component that imputes missing data according to a specified imputation strategy.

## Module Contents

### Classes Summary

---

<i>Imputer</i>	Imputes missing data according to a specified imputation strategy.
----------------	--

---

## Contents

```
class evalml.pipelines.components.transformers.imputers.imputer.Imputer(categorical_impute_strategy='most_frequent',
                                categorical_fill_value=None,
                                numeric_impute_strategy='mean',
                                numeric_fill_value=None,
                                boolean_impute_strategy='most_frequent',
                                boolean_fill_value=None,
                                random_seed=0,
                                **kwargs)
```

Imputes missing data according to a specified imputation strategy.

### Parameters

- **categorical\_impute\_strategy** (*string*) – Impute strategy to use for string, object, boolean, categorical dtypes. Valid values include “most\_frequent” and “constant”.
- **numeric\_impute\_strategy** (*string*) – Impute strategy to use for numeric columns. Valid values include “mean”, “median”, “most\_frequent”, and “constant”.
- **boolean\_impute\_strategy** (*string*) – Impute strategy to use for boolean columns. Valid values include “most\_frequent” and “constant”.
- **categorical\_fill\_value** (*string*) – When categorical\_impute\_strategy == “constant”, fill\_value is used to replace missing data. The default value of None will fill with the string “missing\_value”.
- **numeric\_fill\_value** (*int*, *float*) – When numeric\_impute\_strategy == “constant”, fill\_value is used to replace missing data. The default value of None will fill with 0.
- **boolean\_fill\_value** (*bool*) – When boolean\_impute\_strategy == “constant”, fill\_value is used to replace missing data. The default value of None will fill with True.
- **random\_seed** (*int*) – Seed for the random number generator. Defaults to 0.

### Attributes

<b>hyper-parameter_ranges</b>	{ “categorical_impute_strategy”: [“most_frequent”], “numeric_impute_strategy”: [“mean”, “median”, “most_frequent”, “knn”], “boolean_impute_strategy”: [“most_frequent”]}
<b>is_multiseries</b>	False
<b>modifies_features</b>	True
<b>modifies_target</b>	False
<b>name</b>	Imputer
<b>training_only</b>	False

### Methods

<code>clone</code>	Constructs a new component with the same parameters and random state.
<code>default_parameters</code>	Returns the default parameters for this component.
<code>describe</code>	Describe a component and its parameters.
<code>fit</code>	Fits imputer to data. 'None' values are converted to np.nan before imputation and are treated as the same.
<code>fit_transform</code>	Fits on X and transforms X.
<code>load</code>	Loads component at file path.
<code>needs_fitting</code>	Returns boolean determining if component needs fitting before calling predict, predict_proba, transform, or feature_importances.
<code>parameters</code>	Returns the parameters which were used to initialize the component.
<code>save</code>	Saves component at file path.
<code>transform</code>	Transforms data X by imputing missing values.
<code>update_parameters</code>	Updates the parameter dictionary of the component.

**clone(self)**

Constructs a new component with the same parameters and random state.

**Returns** A new instance of this component with identical parameters and random state.

**default\_parameters(cls)**

Returns the default parameters for this component.

Our convention is that `Component.default_parameters == Component().parameters`.

**Returns** Default parameters for this component.

**Return type** dict

**describe(self, print\_name=False, return\_dict=False)**

Describe a component and its parameters.

**Parameters**

- **print\_name** (*bool, optional*) – whether to print name of component
- **return\_dict** (*bool, optional*) – whether to return description as dictionary in the format {"name": name, "parameters": parameters}

**Returns** Returns dictionary if return\_dict is True, else None.

**Return type** None or dict

**fit(self, X, y=None)**

Fits imputer to data. 'None' values are converted to np.nan before imputation and are treated as the same.

**Parameters**

- **X** (*pd.DataFrame, np.ndarray*) – The input training data of shape [n\_samples, n\_features]
- **y** (*pd.Series, optional*) – The target training data of length [n\_samples]

**Returns** self

**fit\_transform(self, X, y=None)**

Fits on X and transforms X.

**Parameters**

- **X** (*pd.DataFrame*) – Data to fit and transform.
- **y** (*pd.Series*) – Target data.

**Returns** Transformed X.

**Return type** *pd.DataFrame*

**Raises** **MethodPropertyNotFoundError** – If transformer does not have a transform method or a `component_obj` that implements transform.

**static load**(*file\_path*)

Loads component at file path.

**Parameters** **file\_path** (*str*) – Location to load file.

**Returns** ComponentBase object

**needs\_fitting**(*self*)

Returns boolean determining if component needs fitting before calling predict, predict\_proba, transform, or feature\_importances.

This can be overridden to False for components that do not need to be fit or whose fit methods do nothing.

**Returns** True.

**property parameters**(*self*)

Returns the parameters which were used to initialize the component.

**save**(*self, file\_path, pickle\_protocol=cloudpickle.DEFAULT\_PROTOCOL*)

Saves component at file path.

**Parameters**

- **file\_path** (*str*) – Location to save file.
- **pickle\_protocol** (*int*) – The pickle data stream format.

**transform**(*self, X, y=None*)

Transforms data X by imputing missing values.

**Parameters**

- **X** (*pd.DataFrame*) – Data to transform
- **y** (*pd.Series, optional*) – Ignored.

**Returns** Transformed X

**Return type** *pd.DataFrame*

**update\_parameters**(*self, update\_dict, reset\_fit=True*)

Updates the parameter dictionary of the component.

**Parameters**

- **update\_dict** (*dict*) – A dict of parameters to update.
- **reset\_fit** (*bool, optional*) – If True, will set `_is_fitted` to False.

## knn\_imputer

Component that imputes missing data according to a specified imputation strategy.

### Module Contents

#### Classes Summary

---

<i>KNNImputer</i>	Imputes missing data using KNN according to a specified number of neighbors. Natural language columns are ignored.
-------------------	--

---

#### Contents

```
class evalml.pipelines.components.transformers.imputers.knn_imputer.KNNImputer(number_neighbors=3,
                                         random_seed=0,
                                         **kwargs)
```

Imputes missing data using KNN according to a specified number of neighbors. Natural language columns are ignored.

##### Parameters

- **number\_neighbors** (*int*) – Number of nearest neighbors for KNN to search for. Defaults to 3.
- **random\_seed** (*int*) – Seed for the random number generator. Defaults to 0.

##### Attributes

<b>is_multiseries</b>	False
<b>modifies_features</b>	True
<b>modifies_target</b>	False
<b>name</b>	KNN Imputer
<b>training_only</b>	False

##### Methods



<code>clone</code>	Constructs a new component with the same parameters and random state.
<code>default_parameters</code>	Returns the default parameters for this component.
<code>describe</code>	Describe a component and its parameters.
<code>fit</code>	Fits imputer to data. 'None' values are converted to np.nan before imputation and are treated as the same.
<code>fit_transform</code>	Fits on X and transforms X.
<code>load</code>	Loads component at file path.
<code>needs_fitting</code>	Returns boolean determining if component needs fitting before calling predict, predict_proba, transform, or feature_importances.
<code>parameters</code>	Returns the parameters which were used to initialize the component.
<code>save</code>	Saves component at file path.
<code>transform</code>	Transforms input by imputing missing values. 'None' and np.nan values are treated as the same.
<code>update_parameters</code>	Updates the parameter dictionary of the component.

**clone(self)**

Constructs a new component with the same parameters and random state.

**Returns** A new instance of this component with identical parameters and random state.

**default\_parameters(cls)**

Returns the default parameters for this component.

Our convention is that `Component.default_parameters == Component().parameters`.

**Returns** Default parameters for this component.

**Return type** dict

**describe(self, print\_name=False, return\_dict=False)**

Describe a component and its parameters.

**Parameters**

- **print\_name** (*bool, optional*) – whether to print name of component
- **return\_dict** (*bool, optional*) – whether to return description as dictionary in the format {"name": name, "parameters": parameters}

**Returns** Returns dictionary if return\_dict is True, else None.

**Return type** None or dict

**fit(self, X, y=None)**

Fits imputer to data. 'None' values are converted to np.nan before imputation and are treated as the same.

**Parameters**

- **X** (*pd.DataFrame or np.ndarray*) – the input training data of shape [n\_samples, n\_features]
- **y** (*pd.Series, optional*) – the target training data of length [n\_samples]

**Returns** self

**Raises ValueError** – if the KNNImputer receives a dataframe with both Boolean and Categorical data.

**fit\_transform**(*self*, *X*, *y=None*)

Fits on *X* and transforms *X*.

**Parameters**

- **X** (*pd.DataFrame*) – Data to fit and transform
- **y** (*pd.Series*, *optional*) – Target data.

**Returns** Transformed *X*

**Return type** *pd.DataFrame*

**static load**(*file\_path*)

Loads component at file path.

**Parameters** **file\_path** (*str*) – Location to load file.

**Returns** *ComponentBase* object

**needs\_fitting**(*self*)

Returns boolean determining if component needs fitting before calling *predict*, *predict\_proba*, *transform*, or *feature\_importances*.

This can be overridden to *False* for components that do not need to be fit or whose fit methods do nothing.

**Returns** *True*.

**property parameters**(*self*)

Returns the parameters which were used to initialize the component.

**save**(*self*, *file\_path*, *pickle\_protocol=cloudpickle.DEFAULT\_PROTOCOL*)

Saves component at file path.

**Parameters**

- **file\_path** (*str*) – Location to save file.
- **pickle\_protocol** (*int*) – The pickle data stream format.

**transform**(*self*, *X*, *y=None*)

Transforms input by imputing missing values. ‘None’ and *np.nan* values are treated as the same.

**Parameters**

- **X** (*pd.DataFrame*) – Data to transform.
- **y** (*pd.Series*, *optional*) – Ignored.

**Returns** Transformed *X*

**Return type** *pd.DataFrame*

**update\_parameters**(*self*, *update\_dict*, *reset\_fit=True*)

Updates the parameter dictionary of the component.

**Parameters**

- **update\_dict** (*dict*) – A dict of parameters to update.
- **reset\_fit** (*bool*, *optional*) – If *True*, will set *\_is\_fitted* to *False*.

## per\_column\_imputer

Component that imputes missing data according to a specified imputation strategy per column.

### Module Contents

### Classes Summary

<i>PerColumnImputer</i>	Imputes missing data according to a specified imputation strategy per column.
-------------------------	---

### Contents

```
class evalml.pipelines.components.transformers.imputers.per_column_imputer.PerColumnImputer(impute_strategy=impute_strategy,
                                                    random_seed=0,
                                                    **kwargs)
```

Imputes missing data according to a specified imputation strategy per column.

#### Parameters

- **impute\_strategies** (*dict*) – Column and {"impute\_strategy": strategy, "fill\_value":value} pairings. Valid values for impute strategy include "mean", "median", "most\_frequent", "constant" for numerical data, and "most\_frequent", "constant" for object data types. Defaults to None, which uses "most\_frequent" for all columns. When impute\_strategy == "constant", fill\_value is used to replace missing data. When None, uses 0 when imputing numerical data and "missing\_value" for strings or object data types.
- **random\_seed** (*int*) – Seed for the random number generator. Defaults to 0.

#### Attributes

<b>hyper-parameter_ranges</b>	{}
<b>is_multiseries</b>	False
<b>modifies_features</b>	True
<b>modifies_target</b>	False
<b>name</b>	Per Column Imputer
<b>training_only</b>	False

#### Methods

<code>clone</code>	Constructs a new component with the same parameters and random state.
<code>default_parameters</code>	Returns the default parameters for this component.
<code>describe</code>	Describe a component and its parameters.
<code>fit</code>	Fits imputers on input data.
<code>fit_transform</code>	Fits on X and transforms X.
<code>load</code>	Loads component at file path.
<code>needs_fitting</code>	Returns boolean determining if component needs fitting before calling predict, predict_proba, transform, or feature_importances.
<code>parameters</code>	Returns the parameters which were used to initialize the component.
<code>save</code>	Saves component at file path.
<code>transform</code>	Transforms input data by imputing missing values.
<code>update_parameters</code>	Updates the parameter dictionary of the component.

**clone(self)**

Constructs a new component with the same parameters and random state.

**Returns** A new instance of this component with identical parameters and random state.

**default\_parameters(cls)**

Returns the default parameters for this component.

Our convention is that `Component.default_parameters == Component().parameters`.

**Returns** Default parameters for this component.

**Return type** dict

**describe(self, print\_name=False, return\_dict=False)**

Describe a component and its parameters.

**Parameters**

- **print\_name** (*bool, optional*) – whether to print name of component
- **return\_dict** (*bool, optional*) – whether to return description as dictionary in the format {"name": name, "parameters": parameters}

**Returns** Returns dictionary if return\_dict is True, else None.

**Return type** None or dict

**fit(self, X, y=None)**

Fits imputers on input data.

**Parameters**

- **X** (*pd.DataFrame or np.ndarray*) – The input training data of shape [n\_samples, n\_features] to fit.
- **y** (*pd.Series, optional*) – The target training data of length [n\_samples]. Ignored.

**Returns** self

**fit\_transform(self, X, y=None)**

Fits on X and transforms X.

**Parameters**

- **X** (*pd.DataFrame*) – Data to fit and transform.
- **y** (*pd.Series*) – Target data.

**Returns** Transformed X.

**Return type** *pd.DataFrame*

**Raises** **MethodPropertyNotFoundError** – If transformer does not have a transform method or a `component_obj` that implements transform.

**static load**(*file\_path*)

Loads component at file path.

**Parameters** **file\_path** (*str*) – Location to load file.

**Returns** ComponentBase object

**needs\_fitting**(*self*)

Returns boolean determining if component needs fitting before calling `predict`, `predict_proba`, `transform`, or `feature_importances`.

This can be overridden to False for components that do not need to be fit or whose fit methods do nothing.

**Returns** True.

**property parameters**(*self*)

Returns the parameters which were used to initialize the component.

**save**(*self*, *file\_path*, *pickle\_protocol=cloudpickle.DEFAULT\_PROTOCOL*)

Saves component at file path.

**Parameters**

- **file\_path** (*str*) – Location to save file.
- **pickle\_protocol** (*int*) – The pickle data stream format.

**transform**(*self*, *X*, *y=None*)

Transforms input data by imputing missing values.

**Parameters**

- **X** (*pd.DataFrame* or *np.ndarray*) – The input training data of shape `[n_samples, n_features]` to transform.
- **y** (*pd.Series*, *optional*) – The target training data of length `[n_samples]`. Ignored.

**Returns** Transformed X

**Return type** *pd.DataFrame*

**update\_parameters**(*self*, *update\_dict*, *reset\_fit=True*)

Updates the parameter dictionary of the component.

**Parameters**

- **update\_dict** (*dict*) – A dict of parameters to update.
- **reset\_fit** (*bool*, *optional*) – If True, will set `_is_fitted` to False.

## simple\_imputer

Component that imputes missing data according to a specified imputation strategy.

### Module Contents

#### Classes Summary

---

*SimpleImputer*

Imputes missing data according to a specified imputation strategy. Natural language columns are ignored.

---

#### Contents

```
class evalml.pipelines.components.transformers.imputers.simple_imputer.SimpleImputer(impute_strategy='most_frequent', fill_value=None, random_seed=0, **kwargs)
```

Imputes missing data according to a specified imputation strategy. Natural language columns are ignored.

##### Parameters

- **impute\_strategy** (*string*) – Impute strategy to use. Valid values include “mean”, “median”, “most\_frequent”, “constant” for numerical data, and “most\_frequent”, “constant” for object data types.
- **fill\_value** (*string*) – When impute\_strategy == “constant”, fill\_value is used to replace missing data. Defaults to 0 when imputing numerical data and “missing\_value” for strings or object data types.
- **random\_seed** (*int*) – Seed for the random number generator. Defaults to 0.

##### Attributes

hyper-parameter_ranges	{ “impute_strategy”: [“mean”, “median”, “most_frequent”]}
is_multiseries	False
modifies_features	True
modifies_target	False
name	Simple Imputer
training_only	False

##### Methods

<code>clone</code>	Constructs a new component with the same parameters and random state.
<code>default_parameters</code>	Returns the default parameters for this component.
<code>describe</code>	Describe a component and its parameters.
<code>fit</code>	Fits imputer to data. 'None' values are converted to np.nan before imputation and are treated as the same.
<code>fit_transform</code>	Fits on X and transforms X.
<code>load</code>	Loads component at file path.
<code>needs_fitting</code>	Returns boolean determining if component needs fitting before calling predict, predict_proba, transform, or feature_importances.
<code>parameters</code>	Returns the parameters which were used to initialize the component.
<code>save</code>	Saves component at file path.
<code>transform</code>	Transforms input by imputing missing values. 'None' and np.nan values are treated as the same.
<code>update_parameters</code>	Updates the parameter dictionary of the component.

**clone(self)**

Constructs a new component with the same parameters and random state.

**Returns** A new instance of this component with identical parameters and random state.

**default\_parameters(cls)**

Returns the default parameters for this component.

Our convention is that `Component.default_parameters == Component().parameters`.

**Returns** Default parameters for this component.

**Return type** dict

**describe(self, print\_name=False, return\_dict=False)**

Describe a component and its parameters.

**Parameters**

- **print\_name** (*bool, optional*) – whether to print name of component
- **return\_dict** (*bool, optional*) – whether to return description as dictionary in the format {"name": name, "parameters": parameters}

**Returns** Returns dictionary if return\_dict is True, else None.

**Return type** None or dict

**fit(self, X, y=None)**

Fits imputer to data. 'None' values are converted to np.nan before imputation and are treated as the same.

**Parameters**

- **X** (*pd.DataFrame or np.ndarray*) – the input training data of shape [n\_samples, n\_features]
- **y** (*pd.Series, optional*) – the target training data of length [n\_samples]

**Returns** self

**Raises** **ValueError** – if the SimpleImputer receives a dataframe with both Boolean and Categorical data.

**fit\_transform**(*self*, *X*, *y=None*)

Fits on *X* and transforms *X*.

**Parameters**

- **X** (*pd.DataFrame*) – Data to fit and transform
- **y** (*pd.Series*, *optional*) – Target data.

**Returns** Transformed *X*

**Return type** *pd.DataFrame*

**static load**(*file\_path*)

Loads component at file path.

**Parameters** **file\_path** (*str*) – Location to load file.

**Returns** *ComponentBase* object

**needs\_fitting**(*self*)

Returns boolean determining if component needs fitting before calling *predict*, *predict\_proba*, *transform*, or *feature\_importances*.

This can be overridden to *False* for components that do not need to be fit or whose fit methods do nothing.

**Returns** *True*.

**property parameters**(*self*)

Returns the parameters which were used to initialize the component.

**save**(*self*, *file\_path*, *pickle\_protocol=cloudpickle.DEFAULT\_PROTOCOL*)

Saves component at file path.

**Parameters**

- **file\_path** (*str*) – Location to save file.
- **pickle\_protocol** (*int*) – The pickle data stream format.

**transform**(*self*, *X*, *y=None*)

Transforms input by imputing missing values. ‘None’ and *np.nan* values are treated as the same.

**Parameters**

- **X** (*pd.DataFrame*) – Data to transform.
- **y** (*pd.Series*, *optional*) – Ignored.

**Returns** Transformed *X*

**Return type** *pd.DataFrame*

**update\_parameters**(*self*, *update\_dict*, *reset\_fit=True*)

Updates the parameter dictionary of the component.

**Parameters**

- **update\_dict** (*dict*) – A dict of parameters to update.
- **reset\_fit** (*bool*, *optional*) – If *True*, will set *\_is\_fitted* to *False*.



## target\_imputer

Component that imputes missing target data according to a specified imputation strategy.

### Module Contents

### Classes Summary

<i>TargetImputer</i>	Imputes missing target data according to a specified imputation strategy.
<i>TargetImputerMeta</i>	A version of the ComponentBaseMeta class which handles when input features is None.

### Contents

```

class evalml.pipelines.components.transformers.imputers.target_imputer.TargetImputer(impute_strategy='most_frequent',
                                             fill_value=None,
                                             random_seed=0,
                                             **kwargs)

```

Imputes missing target data according to a specified imputation strategy.

#### Parameters

- **impute\_strategy** (*string*) – Impute strategy to use. Valid values include “mean”, “median”, “most\_frequent”, “constant” for numerical data, and “most\_frequent”, “constant” for object data types. Defaults to “most\_frequent”.
- **fill\_value** (*string*) – When impute\_strategy == “constant”, fill\_value is used to replace missing data. Defaults to None which uses 0 when imputing numerical data and “missing\_value” for strings or object data types.
- **random\_seed** (*int*) – Seed for the random number generator. Defaults to 0.

#### Attributes

<b>hyper-parameter_ranges</b>	{ “impute_strategy”: [“mean”, “median”, “most_frequent”]}
<b>is_multiseries</b>	False
<b>modifies_features</b>	False
<b>modifies_target</b>	True
<b>name</b>	Target Imputer
<b>training_only</b>	False

#### Methods

<code>clone</code>	Constructs a new component with the same parameters and random state.
<code>default_parameters</code>	Returns the default parameters for this component.
<code>describe</code>	Describe a component and its parameters.
<code>fit</code>	Fits imputer to target data. 'None' values are converted to np.nan before imputation and are treated as the same.
<code>fit_transform</code>	Fits on and transforms the input target data.
<code>load</code>	Loads component at file path.
<code>needs_fitting</code>	Returns boolean determining if component needs fitting before calling predict, predict_proba, transform, or feature_importances.
<code>parameters</code>	Returns the parameters which were used to initialize the component.
<code>save</code>	Saves component at file path.
<code>transform</code>	Transforms input target data by imputing missing values. 'None' and np.nan values are treated as the same.
<code>update_parameters</code>	Updates the parameter dictionary of the component.

#### `clone(self)`

Constructs a new component with the same parameters and random state.

**Returns** A new instance of this component with identical parameters and random state.

#### `default_parameters(cls)`

Returns the default parameters for this component.

Our convention is that `Component.default_parameters == Component().parameters`.

**Returns** Default parameters for this component.

**Return type** dict

#### `describe(self, print_name=False, return_dict=False)`

Describe a component and its parameters.

##### Parameters

- **print\_name** (*bool, optional*) – whether to print name of component
- **return\_dict** (*bool, optional*) – whether to return description as dictionary in the format {"name": name, "parameters": parameters}

**Returns** Returns dictionary if return\_dict is True, else None.

**Return type** None or dict

#### `fit(self, X, y)`

Fits imputer to target data. 'None' values are converted to np.nan before imputation and are treated as the same.

##### Parameters

- **X** (*pd.DataFrame or np.ndarray*) – The input training data of shape [n\_samples, n\_features]. Ignored.
- **y** (*pd.Series, optional*) – The target training data of length [n\_samples].

**Returns** self

**Raises `TypeError`** – If target is filled with all null values.

**`fit_transform(self, X, y)`**

Fits on and transforms the input target data.

**Parameters**

- **`X`** (*pd.DataFrame*) – Features. Ignored.
- **`y`** (*pd.Series*) – Target data to impute.

**Returns** The original X, transformed y

**Return type** (*pd.DataFrame*, *pd.Series*)

**`static load(file_path)`**

Loads component at file path.

**Parameters** **`file_path`** (*str*) – Location to load file.

**Returns** *ComponentBase* object

**`needs_fitting(self)`**

Returns boolean determining if component needs fitting before calling `predict`, `predict_proba`, `transform`, or `feature_importances`.

This can be overridden to False for components that do not need to be fit or whose fit methods do nothing.

**Returns** True.

**`property parameters(self)`**

Returns the parameters which were used to initialize the component.

**`save(self, file_path, pickle_protocol=cloudpickle.DEFAULT_PROTOCOL)`**

Saves component at file path.

**Parameters**

- **`file_path`** (*str*) – Location to save file.
- **`pickle_protocol`** (*int*) – The pickle data stream format.

**`transform(self, X, y)`**

Transforms input target data by imputing missing values. ‘None’ and `np.nan` values are treated as the same.

**Parameters**

- **`X`** (*pd.DataFrame*) – Features. Ignored.
- **`y`** (*pd.Series*) – Target data to impute.

**Returns** The original X, transformed y

**Return type** (*pd.DataFrame*, *pd.Series*)

**`update_parameters(self, update_dict, reset_fit=True)`**

Updates the parameter dictionary of the component.

**Parameters**

- **`update_dict`** (*dict*) – A dict of parameters to update.
- **`reset_fit`** (*bool*, *optional*) – If True, will set `_is_fitted` to False.

**class** evalml.pipelines.components.transformers.imputers.target\_imputer.**TargetImputerMeta**

A version of the ComponentBaseMeta class which handles when input features is None.

#### Attributes

<b>FIT_METHODS</b>	['fit', 'fit_transform']
<b>METHODS_TO_CHECK</b>	['predict', 'predict_proba', 'transform', 'inverse_transform', 'get_trend_dataframe']
<b>PROPERTIES_TO_CHECK</b>	['feature_importance']

#### Methods

<code>check_for_fit</code>	<i>check_for_fit</i> wraps a method that validates if <i>self.is_fitted</i> is <i>True</i> .
<code>register</code>	Register a virtual subclass of an ABC.
<code>set_fit</code>	Wrapper for the fit method.

**classmethod** `check_for_fit(cls, method)`

*check\_for\_fit* wraps a method that validates if *self.is\_fitted* is *True*.

**Parameters** `method` (*callable*) – Method to wrap.

**Raises** **ComponentNotYetFittedError** – If component is not fitted.

**Returns** The wrapped input method.

**register**(*cls, subclass*)

Register a virtual subclass of an ABC.

Returns the subclass, to allow usage as a class decorator.

**classmethod** `set_fit(cls, method)`

Wrapper for the fit method.

## time\_series\_imputer

Component that imputes missing data according to a specified timeseries-specific imputation strategy.

## Module Contents

### Classes Summary

<code>TimeSeriesImputer</code>	Imputes missing data according to a specified timeseries-specific imputation strategy.
--------------------------------	--

## Contents

```
class evalml.pipelines.components.transformers.imputers.time_series_imputer.TimeSeriesImputer(categorical_
                                                    nu-
                                                    meric_impu
                                                    tar-
                                                    get_impute_
                                                    ran-
                                                    dom_seed=0
                                                    **kwargs)
```

Imputes missing data according to a specified timeseries-specific imputation strategy.

This Transformer should be used after the *TimeSeriesRegularizer* in order to impute the missing values that were added to X and y (if passed).

### Parameters

- **categorical\_impute\_strategy** (*string*) – Impute strategy to use for string, object, boolean, categorical dtypes. Valid values include “backwards\_fill” and “forwards\_fill”. Defaults to “forwards\_fill”.
- **numeric\_impute\_strategy** (*string*) – Impute strategy to use for numeric columns. Valid values include “backwards\_fill”, “forwards\_fill”, and “interpolate”. Defaults to “interpolate”.
- **target\_impute\_strategy** (*string*) – Impute strategy to use for the target column. Valid values include “backwards\_fill”, “forwards\_fill”, and “interpolate”. Defaults to “forwards\_fill”.
- **random\_seed** (*int*) – Seed for the random number generator. Defaults to 0.

**Raises ValueError** – If `categorical_impute_strategy`, `numeric_impute_strategy`, or `target_impute_strategy` is not one of the valid values.

### Attributes

<b>hyper-parameter_ranges</b>	{ “categorical_impute_strategy”: [“backwards_fill”, “forwards_fill”], “numeric_impute_strategy”: [“backwards_fill”, “forwards_fill”, “interpolate”], “target_impute_strategy”: [“backwards_fill”, “forwards_fill”, “interpolate”], }
<b>is_multiseries</b>	False
<b>modifies_features</b>	True
<b>modifies_target</b>	True
<b>name</b>	Time Series Imputer
<b>training_only</b>	True

### Methods

<code>clone</code>	Constructs a new component with the same parameters and random state.
<code>default_parameters</code>	Returns the default parameters for this component.
<code>describe</code>	Describe a component and its parameters.
<code>fit</code>	Fits imputer to data.
<code>fit_transform</code>	Fits on X and transforms X.
<code>load</code>	Loads component at file path.
<code>needs_fitting</code>	Returns boolean determining if component needs fitting before calling predict, predict_proba, transform, or feature_importances.
<code>parameters</code>	Returns the parameters which were used to initialize the component.
<code>save</code>	Saves component at file path.
<code>transform</code>	Transforms data X by imputing missing values using specified timeseries-specific strategies. 'None' values are converted to np.nan before imputation and are treated as the same.
<code>update_parameters</code>	Updates the parameter dictionary of the component.

**clone(self)**

Constructs a new component with the same parameters and random state.

**Returns** A new instance of this component with identical parameters and random state.

**default\_parameters(cls)**

Returns the default parameters for this component.

Our convention is that `Component.default_parameters == Component().parameters`.

**Returns** Default parameters for this component.

**Return type** dict

**describe(self, print\_name=False, return\_dict=False)**

Describe a component and its parameters.

**Parameters**

- **print\_name** (*bool, optional*) – whether to print name of component
- **return\_dict** (*bool, optional*) – whether to return description as dictionary in the format {"name": name, "parameters": parameters}

**Returns** Returns dictionary if return\_dict is True, else None.

**Return type** None or dict

**fit(self, X, y=None)**

Fits imputer to data.

'None' values are converted to np.nan before imputation and are treated as the same. If a value is missing at the beginning or end of a column, that value will be imputed using backwards fill or forwards fill as necessary, respectively.

**Parameters**

- **X** (*pd.DataFrame, np.ndarray*) – The input training data of shape [n\_samples, n\_features]
- **y** (*pd.Series, optional*) – The target training data of length [n\_samples]

**Returns** self

**fit\_transform**(*self*, *X*, *y=None*)

Fits on *X* and transforms *X*.

**Parameters**

- **X** (*pd.DataFrame*) – Data to fit and transform.
- **y** (*pd.Series*) – Target data.

**Returns** Transformed *X*.

**Return type** *pd.DataFrame*

**Raises** **MethodPropertyNotFoundError** – If transformer does not have a transform method or a *component\_obj* that implements transform.

**static load**(*file\_path*)

Loads component at file path.

**Parameters** **file\_path** (*str*) – Location to load file.

**Returns** ComponentBase object

**needs\_fitting**(*self*)

Returns boolean determining if component needs fitting before calling predict, predict\_proba, transform, or feature\_importances.

This can be overridden to False for components that do not need to be fit or whose fit methods do nothing.

**Returns** True.

**property parameters**(*self*)

Returns the parameters which were used to initialize the component.

**save**(*self*, *file\_path*, *pickle\_protocol=cloudpickle.DEFAULT\_PROTOCOL*)

Saves component at file path.

**Parameters**

- **file\_path** (*str*) – Location to save file.
- **pickle\_protocol** (*int*) – The pickle data stream format.

**transform**(*self*, *X*, *y=None*)

Transforms data *X* by imputing missing values using specified timeseries-specific strategies. 'None' values are converted to np.nan before imputation and are treated as the same.

**Parameters**

- **X** (*pd.DataFrame*) – Data to transform.
- **y** (*pd.Series*, *optional*) – Optionally, target data to transform.

**Returns** Transformed *X* and *y*

**Return type** *pd.DataFrame*

**update\_parameters**(*self*, *update\_dict*, *reset\_fit=True*)

Updates the parameter dictionary of the component.

**Parameters**

- **update\_dict** (*dict*) – A dict of parameters to update.
- **reset\_fit** (*bool*, *optional*) – If True, will set *\_is\_fitted* to False.

## Package Contents

### Classes Summary

<i>Imputer</i>	Imputes missing data according to a specified imputation strategy.
<i>KNNImputer</i>	Imputes missing data using KNN according to a specified number of neighbors. Natural language columns are ignored.
<i>PerColumnImputer</i>	Imputes missing data according to a specified imputation strategy per column.
<i>SimpleImputer</i>	Imputes missing data according to a specified imputation strategy. Natural language columns are ignored.
<i>TargetImputer</i>	Imputes missing target data according to a specified imputation strategy.
<i>TimeSeriesImputer</i>	Imputes missing data according to a specified timeseries-specific imputation strategy.

### Contents

```
class evalml.pipelines.components.transformers.imputers.Imputer(categorical_impute_strategy='most_frequent',
                                                                categorical_fill_value=None,
                                                                numeric_impute_strategy='mean',
                                                                numeric_fill_value=None,
                                                                boolean_impute_strategy='most_frequent',
                                                                boolean_fill_value=None,
                                                                random_seed=0, **kwargs)
```

Imputes missing data according to a specified imputation strategy.

#### Parameters

- **categorical\_impute\_strategy** (*string*) – Impute strategy to use for string, object, boolean, categorical dtypes. Valid values include “most\_frequent” and “constant”.
- **numeric\_impute\_strategy** (*string*) – Impute strategy to use for numeric columns. Valid values include “mean”, “median”, “most\_frequent”, and “constant”.
- **boolean\_impute\_strategy** (*string*) – Impute strategy to use for boolean columns. Valid values include “most\_frequent” and “constant”.
- **categorical\_fill\_value** (*string*) – When categorical\_impute\_strategy == “constant”, fill\_value is used to replace missing data. The default value of None will fill with the string “missing\_value”.
- **numeric\_fill\_value** (*int*, *float*) – When numeric\_impute\_strategy == “constant”, fill\_value is used to replace missing data. The default value of None will fill with 0.
- **boolean\_fill\_value** (*bool*) – When boolean\_impute\_strategy == “constant”, fill\_value is used to replace missing data. The default value of None will fill with True.
- **random\_seed** (*int*) – Seed for the random number generator. Defaults to 0.

#### Attributes



<b>hyper-parameter_ranges</b>	{ "categorical_impute_strategy": ["most_frequent"], "numeric_impute_strategy": ["mean", "median", "most_frequent", "knn"], "boolean_impute_strategy": ["most_frequent"] }
<b>is_multiseries</b>	False
<b>modifies_features</b>	True
<b>modifies_target</b>	False
<b>name</b>	Imputer
<b>training_only</b>	False

## Methods

<i>clone</i>	Constructs a new component with the same parameters and random state.
<i>default_parameters</i>	Returns the default parameters for this component.
<i>describe</i>	Describe a component and its parameters.
<i>fit</i>	Fits imputer to data. 'None' values are converted to np.nan before imputation and are treated as the same.
<i>fit_transform</i>	Fits on X and transforms X.
<i>load</i>	Loads component at file path.
<i>needs_fitting</i>	Returns boolean determining if component needs fitting before calling predict, predict_proba, transform, or feature_importances.
<i>parameters</i>	Returns the parameters which were used to initialize the component.
<i>save</i>	Saves component at file path.
<i>transform</i>	Transforms data X by imputing missing values.
<i>update_parameters</i>	Updates the parameter dictionary of the component.

### **clone**(self)

Constructs a new component with the same parameters and random state.

**Returns** A new instance of this component with identical parameters and random state.

### **default\_parameters**(cls)

Returns the default parameters for this component.

Our convention is that `Component.default_parameters == Component().parameters`.

**Returns** Default parameters for this component.

**Return type** dict

### **describe**(self, print\_name=False, return\_dict=False)

Describe a component and its parameters.

#### Parameters

- **print\_name** (bool, optional) – whether to print name of component
- **return\_dict** (bool, optional) – whether to return description as dictionary in the format {"name": name, "parameters": parameters}

**Returns** Returns dictionary if return\_dict is True, else None.

**Return type** None or dict

**fit**(*self*, *X*, *y=None*)

Fits imputer to data. 'None' values are converted to np.nan before imputation and are treated as the same.

**Parameters**

- **X** (*pd.DataFrame*, *np.ndarray*) – The input training data of shape [n\_samples, n\_features]
- **y** (*pd.Series*, *optional*) – The target training data of length [n\_samples]

**Returns** *self*

**fit\_transform**(*self*, *X*, *y=None*)

Fits on X and transforms X.

**Parameters**

- **X** (*pd.DataFrame*) – Data to fit and transform.
- **y** (*pd.Series*) – Target data.

**Returns** Transformed X.

**Return type** *pd.DataFrame*

**Raises** **MethodPropertyNotFoundError** – If transformer does not have a transform method or a *component\_obj* that implements transform.

**static load**(*file\_path*)

Loads component at file path.

**Parameters** **file\_path** (*str*) – Location to load file.

**Returns** *ComponentBase* object

**needs\_fitting**(*self*)

Returns boolean determining if component needs fitting before calling predict, predict\_proba, transform, or feature\_importances.

This can be overridden to False for components that do not need to be fit or whose fit methods do nothing.

**Returns** True.

**property parameters**(*self*)

Returns the parameters which were used to initialize the component.

**save**(*self*, *file\_path*, *pickle\_protocol=cloudpickle.DEFAULT\_PROTOCOL*)

Saves component at file path.

**Parameters**

- **file\_path** (*str*) – Location to save file.
- **pickle\_protocol** (*int*) – The pickle data stream format.

**transform**(*self*, *X*, *y=None*)

Transforms data X by imputing missing values.

**Parameters**

- **X** (*pd.DataFrame*) – Data to transform
- **y** (*pd.Series*, *optional*) – Ignored.

**Returns** Transformed X

**Return type** pd.DataFrame

**update\_parameters**(*self*, *update\_dict*, *reset\_fit=True*)

Updates the parameter dictionary of the component.

**Parameters**

- **update\_dict** (*dict*) – A dict of parameters to update.
- **reset\_fit** (*bool*, *optional*) – If True, will set *\_is\_fitted* to False.

**class** evalml.pipelines.components.transformers.imputers.**KNNImputer**(*number\_neighbors=3*,  
*random\_seed=0*, *\*\*kwargs*)

Imputes missing data using KNN according to a specified number of neighbors. Natural language columns are ignored.

**Parameters**

- **number\_neighbors** (*int*) – Number of nearest neighbors for KNN to search for. Defaults to 3.
- **random\_seed** (*int*) – Seed for the random number generator. Defaults to 0.

**Attributes**

<b>is_multiseries</b>	False
<b>modifies_features</b>	True
<b>modifies_target</b>	False
<b>name</b>	KNN Imputer
<b>training_only</b>	False

**Methods**

<i>clone</i>	Constructs a new component with the same parameters and random state.
<i>default_parameters</i>	Returns the default parameters for this component.
<i>describe</i>	Describe a component and its parameters.
<i>fit</i>	Fits imputer to data. 'None' values are converted to np.nan before imputation and are treated as the same.
<i>fit_transform</i>	Fits on X and transforms X.
<i>load</i>	Loads component at file path.
<i>needs_fitting</i>	Returns boolean determining if component needs fitting before calling predict, predict_proba, transform, or feature_importances.
<i>parameters</i>	Returns the parameters which were used to initialize the component.
<i>save</i>	Saves component at file path.
<i>transform</i>	Transforms input by imputing missing values. 'None' and np.nan values are treated as the same.
<i>update_parameters</i>	Updates the parameter dictionary of the component.

**clone**(*self*)

Constructs a new component with the same parameters and random state.

**Returns** A new instance of this component with identical parameters and random state.

**default\_parameters**(*cls*)

Returns the default parameters for this component.

Our convention is that `Component.default_parameters == Component().parameters`.

**Returns** Default parameters for this component.

**Return type** dict

**describe**(*self*, *print\_name=False*, *return\_dict=False*)

Describe a component and its parameters.

**Parameters**

- **print\_name** (*bool*, *optional*) – whether to print name of component
- **return\_dict** (*bool*, *optional*) – whether to return description as dictionary in the format {"name": name, "parameters": parameters}

**Returns** Returns dictionary if `return_dict` is `True`, else `None`.

**Return type** None or dict

**fit**(*self*, *X*, *y=None*)

Fits imputer to data. 'None' values are converted to `np.nan` before imputation and are treated as the same.

**Parameters**

- **X** (*pd.DataFrame* or *np.ndarray*) – the input training data of shape `[n_samples, n_features]`
- **y** (*pd.Series*, *optional*) – the target training data of length `[n_samples]`

**Returns** *self*

**Raises** **ValueError** – if the `KNNImputer` receives a dataframe with both Boolean and Categorical data.

**fit\_transform**(*self*, *X*, *y=None*)

Fits on *X* and transforms *X*.

**Parameters**

- **X** (*pd.DataFrame*) – Data to fit and transform
- **y** (*pd.Series*, *optional*) – Target data.

**Returns** Transformed *X*

**Return type** `pd.DataFrame`

**static load**(*file\_path*)

Loads component at file path.

**Parameters** **file\_path** (*str*) – Location to load file.

**Returns** `ComponentBase` object

**needs\_fitting**(*self*)

Returns boolean determining if component needs fitting before calling predict, predict\_proba, transform, or feature\_importances.

This can be overridden to False for components that do not need to be fit or whose fit methods do nothing.

**Returns** True.

**property parameters**(*self*)

Returns the parameters which were used to initialize the component.

**save**(*self*, *file\_path*, *pickle\_protocol*=cloudpickle.DEFAULT\_PROTOCOL)

Saves component at file path.

**Parameters**

- **file\_path** (*str*) – Location to save file.
- **pickle\_protocol** (*int*) – The pickle data stream format.

**transform**(*self*, *X*, *y*=None)

Transforms input by imputing missing values. 'None' and np.nan values are treated as the same.

**Parameters**

- **X** (*pd.DataFrame*) – Data to transform.
- **y** (*pd.Series*, *optional*) – Ignored.

**Returns** Transformed X

**Return type** pd.DataFrame

**update\_parameters**(*self*, *update\_dict*, *reset\_fit*=True)

Updates the parameter dictionary of the component.

**Parameters**

- **update\_dict** (*dict*) – A dict of parameters to update.
- **reset\_fit** (*bool*, *optional*) – If True, will set *\_is\_fitted* to False.

```
class evalml.pipelines.components.transformers.imputers.PerColumnImputer(impute_strategies=None,  
                                                                    random_seed=0,  
                                                                    **kwargs)
```

Imputes missing data according to a specified imputation strategy per column.

**Parameters**

- **impute\_strategies** (*dict*) – Column and {"impute\_strategy": strategy, "fill\_value":value} pairings. Valid values for impute strategy include "mean", "median", "most\_frequent", "constant" for numerical data, and "most\_frequent", "constant" for object data types. Defaults to None, which uses "most\_frequent" for all columns. When impute\_strategy == "constant", fill\_value is used to replace missing data. When None, uses 0 when imputing numerical data and "missing\_value" for strings or object data types.
- **random\_seed** (*int*) – Seed for the random number generator. Defaults to 0.

**Attributes**

<b>hyper-parameter_ranges</b>	{}
<b>is_multiseries</b>	False
<b>modifies_features</b>	True
<b>modifies_target</b>	False
<b>name</b>	Per Column Imputer
<b>training_only</b>	False

## Methods

<i>clone</i>	Constructs a new component with the same parameters and random state.
<i>default_parameters</i>	Returns the default parameters for this component.
<i>describe</i>	Describe a component and its parameters.
<i>fit</i>	Fits imputers on input data.
<i>fit_transform</i>	Fits on X and transforms X.
<i>load</i>	Loads component at file path.
<i>needs_fitting</i>	Returns boolean determining if component needs fitting before calling predict, predict_proba, transform, or feature_importances.
<i>parameters</i>	Returns the parameters which were used to initialize the component.
<i>save</i>	Saves component at file path.
<i>transform</i>	Transforms input data by imputing missing values.
<i>update_parameters</i>	Updates the parameter dictionary of the component.

### **clone**(*self*)

Constructs a new component with the same parameters and random state.

**Returns** A new instance of this component with identical parameters and random state.

### **default\_parameters**(*cls*)

Returns the default parameters for this component.

Our convention is that `Component.default_parameters == Component().parameters`.

**Returns** Default parameters for this component.

**Return type** dict

### **describe**(*self*, *print\_name=False*, *return\_dict=False*)

Describe a component and its parameters.

#### **Parameters**

- **print\_name** (*bool*, *optional*) – whether to print name of component
- **return\_dict** (*bool*, *optional*) – whether to return description as dictionary in the format {"name": name, "parameters": parameters}

**Returns** Returns dictionary if `return_dict` is `True`, else `None`.

**Return type** `None` or dict

**fit**(*self*, *X*, *y=None*)

Fits imputers on input data.

**Parameters**

- **X** (*pd.DataFrame* or *np.ndarray*) – The input training data of shape [n\_samples, n\_features] to fit.
- **y** (*pd.Series*, *optional*) – The target training data of length [n\_samples]. Ignored.

**Returns** *self*

**fit\_transform**(*self*, *X*, *y=None*)

Fits on X and transforms X.

**Parameters**

- **X** (*pd.DataFrame*) – Data to fit and transform.
- **y** (*pd.Series*) – Target data.

**Returns** Transformed X.

**Return type** *pd.DataFrame*

**Raises** **MethodPropertyNotFoundError** – If transformer does not have a transform method or a *component\_obj* that implements transform.

**static load**(*file\_path*)

Loads component at file path.

**Parameters** **file\_path** (*str*) – Location to load file.

**Returns** *ComponentBase* object

**needs\_fitting**(*self*)

Returns boolean determining if component needs fitting before calling predict, predict\_proba, transform, or feature\_importances.

This can be overridden to False for components that do not need to be fit or whose fit methods do nothing.

**Returns** True.

**property parameters**(*self*)

Returns the parameters which were used to initialize the component.

**save**(*self*, *file\_path*, *pickle\_protocol=cloudpickle.DEFAULT\_PROTOCOL*)

Saves component at file path.

**Parameters**

- **file\_path** (*str*) – Location to save file.
- **pickle\_protocol** (*int*) – The pickle data stream format.

**transform**(*self*, *X*, *y=None*)

Transforms input data by imputing missing values.

**Parameters**

- **X** (*pd.DataFrame* or *np.ndarray*) – The input training data of shape [n\_samples, n\_features] to transform.
- **y** (*pd.Series*, *optional*) – The target training data of length [n\_samples]. Ignored.

**Returns** Transformed X

**Return type** `pd.DataFrame`

**update\_parameters**(*self*, *update\_dict*, *reset\_fit=True*)

Updates the parameter dictionary of the component.

**Parameters**

- **update\_dict** (*dict*) – A dict of parameters to update.
- **reset\_fit** (*bool*, *optional*) – If True, will set *\_is\_fitted* to False.

**class** `evalml.pipelines.components.transformers.imputers.SimpleImputer`(*impute\_strategy='most\_frequent'*,  
*fill\_value=None*,  
*random\_seed=0*,  
*\*\*kwargs*)

Imputes missing data according to a specified imputation strategy. Natural language columns are ignored.

**Parameters**

- **impute\_strategy** (*string*) – Impute strategy to use. Valid values include “mean”, “median”, “most\_frequent”, “constant” for numerical data, and “most\_frequent”, “constant” for object data types.
- **fill\_value** (*string*) – When *impute\_strategy* == “constant”, *fill\_value* is used to replace missing data. Defaults to 0 when imputing numerical data and “missing\_value” for strings or object data types.
- **random\_seed** (*int*) – Seed for the random number generator. Defaults to 0.

**Attributes**

<b>hyper-parameter_ranges</b>	{ “impute_strategy”: [“mean”, “median”, “most_frequent”]}
<b>is_multiseries</b>	False
<b>modifies_features</b>	True
<b>modifies_target</b>	False
<b>name</b>	Simple Imputer
<b>training_only</b>	False

**Methods**



<code>clone</code>	Constructs a new component with the same parameters and random state.
<code>default_parameters</code>	Returns the default parameters for this component.
<code>describe</code>	Describe a component and its parameters.
<code>fit</code>	Fits imputer to data. 'None' values are converted to np.nan before imputation and are treated as the same.
<code>fit_transform</code>	Fits on X and transforms X.
<code>load</code>	Loads component at file path.
<code>needs_fitting</code>	Returns boolean determining if component needs fitting before calling predict, predict_proba, transform, or feature_importances.
<code>parameters</code>	Returns the parameters which were used to initialize the component.
<code>save</code>	Saves component at file path.
<code>transform</code>	Transforms input by imputing missing values. 'None' and np.nan values are treated as the same.
<code>update_parameters</code>	Updates the parameter dictionary of the component.

**clone(self)**

Constructs a new component with the same parameters and random state.

**Returns** A new instance of this component with identical parameters and random state.

**default\_parameters(cls)**

Returns the default parameters for this component.

Our convention is that `Component.default_parameters == Component().parameters`.

**Returns** Default parameters for this component.

**Return type** dict

**describe(self, print\_name=False, return\_dict=False)**

Describe a component and its parameters.

**Parameters**

- **print\_name** (*bool, optional*) – whether to print name of component
- **return\_dict** (*bool, optional*) – whether to return description as dictionary in the format {"name": name, "parameters": parameters}

**Returns** Returns dictionary if return\_dict is True, else None.

**Return type** None or dict

**fit(self, X, y=None)**

Fits imputer to data. 'None' values are converted to np.nan before imputation and are treated as the same.

**Parameters**

- **X** (*pd.DataFrame or np.ndarray*) – the input training data of shape [n\_samples, n\_features]
- **y** (*pd.Series, optional*) – the target training data of length [n\_samples]

**Returns** self

**Raises ValueError** – if the SimpleImputer receives a dataframe with both Boolean and Categorical data.

**fit\_transform**(*self*, *X*, *y=None*)

Fits on *X* and transforms *X*.

**Parameters**

- **X** (*pd.DataFrame*) – Data to fit and transform
- **y** (*pd.Series*, *optional*) – Target data.

**Returns** Transformed *X*

**Return type** *pd.DataFrame*

**static load**(*file\_path*)

Loads component at file path.

**Parameters** **file\_path** (*str*) – Location to load file.

**Returns** *ComponentBase* object

**needs\_fitting**(*self*)

Returns boolean determining if component needs fitting before calling *predict*, *predict\_proba*, *transform*, or *feature\_importances*.

This can be overridden to *False* for components that do not need to be fit or whose fit methods do nothing.

**Returns** *True*.

**property parameters**(*self*)

Returns the parameters which were used to initialize the component.

**save**(*self*, *file\_path*, *pickle\_protocol=cloudpickle.DEFAULT\_PROTOCOL*)

Saves component at file path.

**Parameters**

- **file\_path** (*str*) – Location to save file.
- **pickle\_protocol** (*int*) – The pickle data stream format.

**transform**(*self*, *X*, *y=None*)

Transforms input by imputing missing values. ‘None’ and *np.nan* values are treated as the same.

**Parameters**

- **X** (*pd.DataFrame*) – Data to transform.
- **y** (*pd.Series*, *optional*) – Ignored.

**Returns** Transformed *X*

**Return type** *pd.DataFrame*

**update\_parameters**(*self*, *update\_dict*, *reset\_fit=True*)

Updates the parameter dictionary of the component.

**Parameters**

- **update\_dict** (*dict*) – A dict of parameters to update.
- **reset\_fit** (*bool*, *optional*) – If *True*, will set *\_is\_fitted* to *False*.

```
class evalml.pipelines.components.transformers.imputers.TargetImputer(impute_strategy='most_frequent',  
                                                                    fill_value=None,  
                                                                    random_seed=0,  
                                                                    **kwargs)
```

Imputes missing target data according to a specified imputation strategy.

#### Parameters

- **impute\_strategy** (*string*) – Impute strategy to use. Valid values include “mean”, “median”, “most\_frequent”, “constant” for numerical data, and “most\_frequent”, “constant” for object data types. Defaults to “most\_frequent”.
- **fill\_value** (*string*) – When `impute_strategy == “constant”`, `fill_value` is used to replace missing data. Defaults to `None` which uses 0 when imputing numerical data and “missing\_value” for strings or object data types.
- **random\_seed** (*int*) – Seed for the random number generator. Defaults to 0.

#### Attributes

<b>hyper-parameter_ranges</b>	{ “impute_strategy”: [“mean”, “median”, “most_frequent”]}
<b>is_multiseries</b>	False
<b>modifies_features</b>	False
<b>modifies_target</b>	True
<b>name</b>	Target Imputer
<b>training_only</b>	False

#### Methods

<i>clone</i>	Constructs a new component with the same parameters and random state.
<i>default_parameters</i>	Returns the default parameters for this component.
<i>describe</i>	Describe a component and its parameters.
<i>fit</i>	Fits imputer to target data. 'None' values are converted to <code>np.nan</code> before imputation and are treated as the same.
<i>fit_transform</i>	Fits on and transforms the input target data.
<i>load</i>	Loads component at file path.
<i>needs_fitting</i>	Returns boolean determining if component needs fitting before calling <code>predict</code> , <code>predict_proba</code> , <code>transform</code> , or <code>feature_importances</code> .
<i>parameters</i>	Returns the parameters which were used to initialize the component.
<i>save</i>	Saves component at file path.
<i>transform</i>	Transforms input target data by imputing missing values. 'None' and <code>np.nan</code> values are treated as the same.
<i>update_parameters</i>	Updates the parameter dictionary of the component.

**clone**(*self*)

Constructs a new component with the same parameters and random state.

**Returns** A new instance of this component with identical parameters and random state.

**default\_parameters(*cls*)**

Returns the default parameters for this component.

Our convention is that `Component.default_parameters == Component().parameters`.

**Returns** Default parameters for this component.

**Return type** dict

**describe(*self*, *print\_name=False*, *return\_dict=False*)**

Describe a component and its parameters.

**Parameters**

- **print\_name** (*bool*, *optional*) – whether to print name of component
- **return\_dict** (*bool*, *optional*) – whether to return description as dictionary in the format {"name": name, "parameters": parameters}

**Returns** Returns dictionary if `return_dict` is `True`, else `None`.

**Return type** None or dict

**fit(*self*, *X*, *y*)**

Fits imputer to target data. 'None' values are converted to `np.nan` before imputation and are treated as the same.

**Parameters**

- **X** (*pd.DataFrame* or *np.ndarray*) – The input training data of shape [`n_samples`, `n_features`]. Ignored.
- **y** (*pd.Series*, *optional*) – The target training data of length [`n_samples`].

**Returns** `self`

**Raises** **TypeError** – If target is filled with all null values.

**fit\_transform(*self*, *X*, *y*)**

Fits on and transforms the input target data.

**Parameters**

- **X** (*pd.DataFrame*) – Features. Ignored.
- **y** (*pd.Series*) – Target data to impute.

**Returns** The original X, transformed y

**Return type** (pd.DataFrame, pd.Series)

**static load(*file\_path*)**

Loads component at file path.

**Parameters** **file\_path** (*str*) – Location to load file.

**Returns** ComponentBase object

**needs\_fitting(*self*)**

Returns boolean determining if component needs fitting before calling `predict`, `predict_proba`, `transform`, or `feature_importances`.

This can be overridden to `False` for components that do not need to be fit or whose fit methods do nothing.

**Returns** `True`.

**property** `parameters(self)`

Returns the parameters which were used to initialize the component.

**save**(*self*, *file\_path*, *pickle\_protocol=cloudpickle.DEFAULT\_PROTOCOL*)

Saves component at file path.

#### Parameters

- **file\_path** (*str*) – Location to save file.
- **pickle\_protocol** (*int*) – The pickle data stream format.

**transform**(*self*, *X*, *y*)

Transforms input target data by imputing missing values. ‘None’ and np.nan values are treated as the same.

#### Parameters

- **X** (*pd.DataFrame*) – Features. Ignored.
- **y** (*pd.Series*) – Target data to impute.

**Returns** The original X, transformed y

**Return type** (*pd.DataFrame*, *pd.Series*)

**update\_parameters**(*self*, *update\_dict*, *reset\_fit=True*)

Updates the parameter dictionary of the component.

#### Parameters

- **update\_dict** (*dict*) – A dict of parameters to update.
- **reset\_fit** (*bool*, *optional*) – If True, will set `_is_fitted` to False.

**class** `evalml.pipelines.components.transformers.imputers.TimeSeriesImputer`(*categorical\_impute\_strategy='forward*  
*nu-*  
*meric\_impute\_strategy='interpolate'*,  
*tar-*  
*get\_impute\_strategy='forwards\_fill'*,  
*random\_seed=0*,  
*\*\*kwargs*)

Imputes missing data according to a specified timeseries-specific imputation strategy.

This Transformer should be used after the *TimeSeriesRegularizer* in order to impute the missing values that were added to X and y (if passed).

#### Parameters

- **categorical\_impute\_strategy** (*string*) – Impute strategy to use for string, object, boolean, categorical dtypes. Valid values include “backwards\_fill” and “forwards\_fill”. Defaults to “forwards\_fill”.
- **numeric\_impute\_strategy** (*string*) – Impute strategy to use for numeric columns. Valid values include “backwards\_fill”, “forwards\_fill”, and “interpolate”. Defaults to “interpolate”.
- **target\_impute\_strategy** (*string*) – Impute strategy to use for the target column. Valid values include “backwards\_fill”, “forwards\_fill”, and “interpolate”. Defaults to “forwards\_fill”.
- **random\_seed** (*int*) – Seed for the random number generator. Defaults to 0.

**Raises** **ValueError** – If `categorical_impute_strategy`, `numeric_impute_strategy`, or `target_impute_strategy` is not one of the valid values.

## Attributes

<b>hyper-parameter_ranges</b>	{ "categorical_impute_strategy": ["backwards_fill", "forwards_fill"], "numeric_impute_strategy": ["backwards_fill", "forwards_fill", "interpolate"], "target_impute_strategy": ["backwards_fill", "forwards_fill", "interpolate"], }
<b>is_multiseries</b>	False
<b>modifies_features</b>	True
<b>modifies_target</b>	True
<b>name</b>	Time Series Imputer
<b>training_only</b>	True

## Methods

<i>clone</i>	Constructs a new component with the same parameters and random state.
<i>default_parameters</i>	Returns the default parameters for this component.
<i>describe</i>	Describe a component and its parameters.
<i>fit</i>	Fits imputer to data.
<i>fit_transform</i>	Fits on X and transforms X.
<i>load</i>	Loads component at file path.
<i>needs_fitting</i>	Returns boolean determining if component needs fitting before calling predict, predict_proba, transform, or feature_importances.
<i>parameters</i>	Returns the parameters which were used to initialize the component.
<i>save</i>	Saves component at file path.
<i>transform</i>	Transforms data X by imputing missing values using specified timeseries-specific strategies. 'None' values are converted to np.nan before imputation and are treated as the same.
<i>update_parameters</i>	Updates the parameter dictionary of the component.

**clone**(*self*)

Constructs a new component with the same parameters and random state.

**Returns** A new instance of this component with identical parameters and random state.

**default\_parameters**(*cls*)

Returns the default parameters for this component.

Our convention is that `Component.default_parameters == Component().parameters`.

**Returns** Default parameters for this component.

**Return type** dict

**describe**(*self*, *print\_name=False*, *return\_dict=False*)

Describe a component and its parameters.

**Parameters**

- **print\_name** (*bool*, *optional*) – whether to print name of component

- **return\_dict** (*bool, optional*) – whether to return description as dictionary in the format {"name": name, "parameters": parameters}

**Returns** Returns dictionary if return\_dict is True, else None.

**Return type** None or dict

**fit**(*self, X, y=None*)

Fits imputer to data.

'None' values are converted to np.nan before imputation and are treated as the same. If a value is missing at the beginning or end of a column, that value will be imputed using backwards fill or forwards fill as necessary, respectively.

**Parameters**

- **X** (*pd.DataFrame, np.ndarray*) – The input training data of shape [n\_samples, n\_features]
- **y** (*pd.Series, optional*) – The target training data of length [n\_samples]

**Returns** self

**fit\_transform**(*self, X, y=None*)

Fits on X and transforms X.

**Parameters**

- **X** (*pd.DataFrame*) – Data to fit and transform.
- **y** (*pd.Series*) – Target data.

**Returns** Transformed X.

**Return type** pd.DataFrame

**Raises** **MethodPropertyNotFoundError** – If transformer does not have a transform method or a component\_obj that implements transform.

**static load**(*file\_path*)

Loads component at file path.

**Parameters** **file\_path** (*str*) – Location to load file.

**Returns** ComponentBase object

**needs\_fitting**(*self*)

Returns boolean determining if component needs fitting before calling predict, predict\_proba, transform, or feature\_importances.

This can be overridden to False for components that do not need to be fit or whose fit methods do nothing.

**Returns** True.

**property parameters**(*self*)

Returns the parameters which were used to initialize the component.

**save**(*self, file\_path, pickle\_protocol=cloudpickle.DEFAULT\_PROTOCOL*)

Saves component at file path.

**Parameters**

- **file\_path** (*str*) – Location to save file.
- **pickle\_protocol** (*int*) – The pickle data stream format.

**transform**(*self*, *X*, *y=None*)

Transforms data *X* by imputing missing values using specified timeseries-specific strategies. ‘None’ values are converted to np.nan before imputation and are treated as the same.

**Parameters**

- **X** (*pd.DataFrame*) – Data to transform.
- **y** (*pd.Series*, *optional*) – Optionally, target data to transform.

**Returns** Transformed *X* and *y*

**Return type** *pd.DataFrame*

**update\_parameters**(*self*, *update\_dict*, *reset\_fit=True*)

Updates the parameter dictionary of the component.

**Parameters**

- **update\_dict** (*dict*) – A dict of parameters to update.
- **reset\_fit** (*bool*, *optional*) – If True, will set *\_is\_fitted* to False.

**preprocessing**

Preprocessing transformer components.

**Submodules**

**datetime\_featurizer**

Transformer that can automatically extract features from datetime columns.

**Module Contents**

**Classes Summary**

---

<i>DateTimeFeaturizer</i>	Transformer that can automatically extract features from datetime columns.
---------------------------	--

---

**Contents**

**class** evalml.pipelines.components.transformers.preprocessing.datetime\_featurizer.**DateTimeFeaturizer**(*feature\_names*, *code*, *time*, *ran*, *dom*, *\*\*kwargs*)

Transformer that can automatically extract features from datetime columns.

**Parameters**



- **features\_to\_extract** (*list*) – List of features to extract. Valid options include “year”, “month”, “day\_of\_week”, “hour”. Defaults to None.
- **encode\_as\_categories** (*bool*) – Whether day-of-week and month features should be encoded as pandas “category” dtype. This allows OneHotEncoders to encode these features. Defaults to False.
- **time\_index** (*str*) – Name of the column containing the datetime information used to order the data. Ignored.
- **random\_seed** (*int*) – Seed for the random number generator. Defaults to 0.

#### Attributes

<b>hyper-parameter_ranges</b>	{}
<b>is_multiseries</b>	False
<b>modifies_features</b>	True
<b>modifies_target</b>	False
<b>name</b>	DateTime Featurizer
<b>training_only</b>	False

#### Methods

<i>clone</i>	Constructs a new component with the same parameters and random state.
<i>default_parameters</i>	Returns the default parameters for this component.
<i>describe</i>	Describe a component and its parameters.
<i>fit</i>	Fit the datetime featurizer component.
<i>fit_transform</i>	Fits on X and transforms X.
<i>get_feature_names</i>	Gets the categories of each datetime feature.
<i>load</i>	Loads component at file path.
<i>needs_fitting</i>	Returns boolean determining if component needs fitting before calling predict, predict_proba, transform, or feature_importances.
<i>parameters</i>	Returns the parameters which were used to initialize the component.
<i>save</i>	Saves component at file path.
<i>transform</i>	Transforms data X by creating new features using existing DateTime columns, and then dropping those DateTime columns.
<i>update_parameters</i>	Updates the parameter dictionary of the component.

#### **clone**(*self*)

Constructs a new component with the same parameters and random state.

**Returns** A new instance of this component with identical parameters and random state.

#### **default\_parameters**(*cls*)

Returns the default parameters for this component.

Our convention is that `Component.default_parameters == Component().parameters`.

**Returns** Default parameters for this component.

**Return type** dict

**describe**(*self*, *print\_name=False*, *return\_dict=False*)

Describe a component and its parameters.

**Parameters**

- **print\_name** (*bool*, *optional*) – whether to print name of component
- **return\_dict** (*bool*, *optional*) – whether to return description as dictionary in the format {"name": name, "parameters": parameters}

**Returns** Returns dictionary if return\_dict is True, else None.

**Return type** None or dict

**fit**(*self*, *X*, *y=None*)

Fit the datetime featurizer component.

**Parameters**

- **X** (*pd.DataFrame*) – Input features.
- **y** (*pd.Series*, *optional*) – Target data. Ignored.

**Returns** self

**fit\_transform**(*self*, *X*, *y=None*)

Fits on X and transforms X.

**Parameters**

- **X** (*pd.DataFrame*) – Data to fit and transform.
- **y** (*pd.Series*) – Target data.

**Returns** Transformed X.

**Return type** pd.DataFrame

**Raises** **MethodPropertyNotFoundError** – If transformer does not have a transform method or a component\_obj that implements transform.

**get\_feature\_names**(*self*)

Gets the categories of each datetime feature.

**Returns**

**Dictionary, where each key-value pair is a column name and a dictionary mapping the unique feature values to their integer encoding.**

**Return type** dict

**static load**(*file\_path*)

Loads component at file path.

**Parameters** **file\_path** (*str*) – Location to load file.

**Returns** ComponentBase object

**needs\_fitting**(*self*)

Returns boolean determining if component needs fitting before calling predict, predict\_proba, transform, or feature\_importances.

This can be overridden to False for components that do not need to be fit or whose fit methods do nothing.

**Returns** True.

**property parameters**(*self*)

Returns the parameters which were used to initialize the component.

**save**(*self*, *file\_path*, *pickle\_protocol=cloudpickle.DEFAULT\_PROTOCOL*)

Saves component at file path.

**Parameters**

- **file\_path** (*str*) – Location to save file.
- **pickle\_protocol** (*int*) – The pickle data stream format.

**transform**(*self*, *X*, *y=None*)

Transforms data *X* by creating new features using existing DateTime columns, and then dropping those DateTime columns.

**Parameters**

- **X** (*pd.DataFrame*) – Input features.
- **y** (*pd.Series*, *optional*) – Ignored.

**Returns** Transformed *X*

**Return type** *pd.DataFrame*

**update\_parameters**(*self*, *update\_dict*, *reset\_fit=True*)

Updates the parameter dictionary of the component.

**Parameters**

- **update\_dict** (*dict*) – A dict of parameters to update.
- **reset\_fit** (*bool*, *optional*) – If True, will set *\_is\_fitted* to False.

## decomposer

Component that removes trends from time series and returns the decomposed components.

## Module Contents

### Classes Summary

---

*Decomposer*

Component that removes trends and seasonality from time series and returns the decomposed components.

---

## Contents

```
class evalml.pipelines.components.transformers.preprocessing.decomposer.Decomposer(component_obj=None,
                                           random_seed:
                                           int = 0,
                                           degree:
                                           int = 1,
                                           period:
                                           int = -
                                           1, seasonal_smoother:
                                           int = 7,
                                           time_index:
                                           str =
                                           None,
                                           **kwargs)
```

Component that removes trends and seasonality from time series and returns the decomposed components.

### Parameters

- **parameters** (*dict*) – Dictionary of parameters to pass to component object.
- **component\_obj** (*class*) – Instance of a detrender/deseasonalizer class.
- **random\_seed** (*int*) – Seed for the random number generator. Defaults to 0.
- **degree** (*int*) – Currently the degree of the PolynomialDecomposer, not used for STLDecomposer.
- **period** (*int*) – The best guess, in units, for the period of the seasonal signal.
- **seasonal\_smoother** (*int*) – The seasonal smoothing parameter for STLDecomposer, not used for PolynomialDecomposer.
- **time\_index** (*str*) – The column name of the feature matrix (X) that the datetime information should be pulled from.

### Attributes

hyper-parameter_ranges	None
invalid_frequencies	[]
is_multiseries	False
modifies_features	False
modifies_target	True
name	Decomposer
needs_fitting	True
training_only	False

### Methods

<code>clone</code>	Constructs a new component with the same parameters and random state.
<code>default_parameters</code>	Returns the default parameters for this component.
<code>describe</code>	Describe a component and its parameters.
<code>determine_periodicity</code>	Function that uses autocorrelative methods to determine the likely most significant period of the seasonal signal.
<code>fit</code>	Fits component to data.
<code>fit_transform</code>	Removes fitted trend and seasonality from target variable.
<code>get_trend_dataframe</code>	Return a list of dataframes, each with 3 columns: trend, seasonality, residual.
<code>inverse_transform</code>	Add the trend + seasonality back to y.
<code>is_freq_valid</code>	Determines if the given string represents a valid frequency for this decomposer.
<code>load</code>	Loads component at file path.
<code>parameters</code>	Returns the parameters which were used to initialize the component.
<code>plot_decomposition</code>	Plots the decomposition of the target signal.
<code>save</code>	Saves component at file path.
<code>set_period</code>	Function to set the component's seasonal period based on the target's seasonality.
<code>transform</code>	Transforms data X.
<code>update_parameters</code>	Updates the parameter dictionary of the component.

**clone(self)**

Constructs a new component with the same parameters and random state.

**Returns** A new instance of this component with identical parameters and random state.

**default\_parameters(cls)**

Returns the default parameters for this component.

Our convention is that `Component.default_parameters == Component().parameters`.

**Returns** Default parameters for this component.

**Return type** dict

**describe(self, print\_name=False, return\_dict=False)**

Describe a component and its parameters.

**Parameters**

- **print\_name** (*bool, optional*) – whether to print name of component
- **return\_dict** (*bool, optional*) – whether to return description as dictionary in the format {"name": name, "parameters": parameters}

**Returns** Returns dictionary if `return_dict` is True, else None.

**Return type** None or dict

**classmethod determine\_periodicity(cls, X: pandas.DataFrame, y: pandas.Series, acf\_threshold: float = 0.01, rel\_max\_order: int = 5)**

Function that uses autocorrelative methods to determine the likely most significant period of the seasonal signal.

**Parameters**

- **X** (*pandas.DataFrame*) – The feature data of the time series problem.
- **y** (*pandas.Series*) – The target data of a time series problem.
- **acf\_threshold** (*float*) – The threshold for the autocorrelation function to determine the period. Any values below the threshold are considered to be 0 and will not be considered for the period. Defaults to 0.01.
- **rel\_max\_order** (*int*) – The order of the relative maximum to determine the period. Defaults to 5.

**Returns**

**The integer number of entries in time series data over which the seasonal part of the target data repeats.** If the time series data is in days, then this is the number of days that it takes the target's seasonal signal to repeat. Note: the target data can contain multiple seasonal signals. This function will only return the stronger. E.g. if the target has both weekly and yearly seasonality, the function may return either "7" or "365", depending on which seasonality is more strongly autocorrelated. If no period is detected, returns None.

**Return type** int

**fit**(*self, X, y=None*)

Fits component to data.

**Parameters**

- **X** (*pd.DataFrame*) – The input training data of shape [n\_samples, n\_features]
- **y** (*pd.Series, optional*) – The target training data of length [n\_samples]

**Returns** self

**Raises** **MethodPropertyNotFoundError** – If component does not have a fit method or a component\_obj that implements fit.

**fit\_transform**(*self, X: pandas.DataFrame, y: pandas.Series = None*) → tuple[pandas.DataFrame, pandas.Series]

Removes fitted trend and seasonality from target variable.

**Parameters**

- **X** (*pd.DataFrame, optional*) – Ignored.
- **y** (*pd.Series*) – Target variable to detrend and deseasonalize.

**Returns**

**The first element are the input features returned without modification.** The second element is the target variable y with the fitted trend removed.

**Return type** tuple of pd.DataFrame, pd.Series

**abstract get\_trend\_dataframe**(*self, y: pandas.Series*)

Return a list of dataframes, each with 3 columns: trend, seasonality, residual.

**abstract inverse\_transform**(*self, y: pandas.Series*)

Add the trend + seasonality back to y.

**classmethod is\_freq\_valid**(*cls, freq: str*)

Determines if the given string represents a valid frequency for this decomposer.

**Parameters** **freq** (*str*) – A frequency to validate. See the pandas docs at [https://pandas.pydata.org/pandas-docs/stable/user\\_guide/timeseries.html#offset-aliases](https://pandas.pydata.org/pandas-docs/stable/user_guide/timeseries.html#offset-aliases) for options.

**Returns** boolean representing whether the frequency is valid or not.

**static load**(*file\_path*)

Loads component at file path.

**Parameters** **file\_path** (*str*) – Location to load file.

**Returns** ComponentBase object

**property parameters**(*self*)

Returns the parameters which were used to initialize the component.

**plot\_decomposition**(*self*, *X*: *pandas.DataFrame*, *y*: *pandas.Series*, *show*: *bool = False*) →  
tuple[matplotlib.pyplot.Figure, list]

Plots the decomposition of the target signal.

**Parameters**

- **X** (*pd.DataFrame*) – Input data with time series data in index.
- **y** (*pd.Series* or *pd.DataFrame*) – Target variable data provided as a Series for univariate problems or a DataFrame for multivariate problems.
- **show** (*bool*) – Whether to display the plot or not. Defaults to False.

**Returns**

The figure and axes that have the decompositions plotted on them

**Return type** matplotlib.pyplot.Figure, list[matplotlib.pyplot.Axes]

**save**(*self*, *file\_path*, *pickle\_protocol*=*cloudpickle.DEFAULT\_PROTOCOL*)

Saves component at file path.

**Parameters**

- **file\_path** (*str*) – Location to save file.
- **pickle\_protocol** (*int*) – The pickle data stream format.

**set\_period**(*self*, *X*: *pandas.DataFrame*, *y*: *pandas.Series*, *acf\_threshold*: *float = 0.01*, *rel\_max\_order*: *int = 5*)

Function to set the component's seasonal period based on the target's seasonality.

**Parameters**

- **X** (*pandas.DataFrame*) – The feature data of the time series problem.
- **y** (*pandas.Series*) – The target data of a time series problem.
- **acf\_threshold** (*float*) – The threshold for the autocorrelation function to determine the period. Any values below the threshold are considered to be 0 and will not be considered for the period. Defaults to 0.01.
- **rel\_max\_order** (*int*) – The order of the relative maximum to determine the period. Defaults to 5.

**abstract transform**(*self*, *X*, *y=None*)

Transforms data X.

**Parameters**

- **X** (*pd.DataFrame*) – Data to transform.
- **y** (*pd.Series*, *optional*) – Target data.

**Returns** Transformed X

**Return type** *pd.DataFrame*

**Raises** **MethodPropertyNotFoundError** – If transformer does not have a transform method or a *component\_obj* that implements transform.

**update\_parameters**(*self*, *update\_dict*, *reset\_fit=True*)

Updates the parameter dictionary of the component.

**Parameters**

- **update\_dict** (*dict*) – A dict of parameters to update.
- **reset\_fit** (*bool*, *optional*) – If True, will set *\_is\_fitted* to False.

## drop\_nan\_rows\_transformer

Transformer to drop rows specified by row indices.

## Module Contents

### Classes Summary

<i>DropNaNRowsTransformer</i>	Transformer to drop rows with NaN values.
-------------------------------	---

## Contents

**class** evalml.pipelines.components.transformers.preprocessing.drop\_nan\_rows\_transformer.**DropNaNRowsTrans**

Transformer to drop rows with NaN values.

**Parameters** **random\_seed** (*int*) – Seed for the random number generator. Is not used by this component. Defaults to 0.

**Attributes**



<b>hyper-parameter_ranges</b>	{}
<b>is_multiseries</b>	False
<b>modifies_features</b>	True
<b>modifies_target</b>	True
<b>name</b>	Drop NaN Rows Transformer
<b>training_only</b>	False

## Methods

<i>clone</i>	Constructs a new component with the same parameters and random state.
<i>default_parameters</i>	Returns the default parameters for this component.
<i>describe</i>	Describe a component and its parameters.
<i>fit</i>	Fits component to data.
<i>fit_transform</i>	Fits on X and transforms X.
<i>load</i>	Loads component at file path.
<i>needs_fitting</i>	Returns boolean determining if component needs fitting before calling predict, predict_proba, transform, or feature_importances.
<i>parameters</i>	Returns the parameters which were used to initialize the component.
<i>save</i>	Saves component at file path.
<i>transform</i>	Transforms data using fitted component.
<i>update_parameters</i>	Updates the parameter dictionary of the component.

### **clone**(*self*)

Constructs a new component with the same parameters and random state.

**Returns** A new instance of this component with identical parameters and random state.

### **default\_parameters**(*cls*)

Returns the default parameters for this component.

Our convention is that `Component.default_parameters == Component().parameters`.

**Returns** Default parameters for this component.

**Return type** dict

### **describe**(*self*, *print\_name=False*, *return\_dict=False*)

Describe a component and its parameters.

**Parameters**

- **print\_name** (*bool*, *optional*) – whether to print name of component
- **return\_dict** (*bool*, *optional*) – whether to return description as dictionary in the format {"name": name, "parameters": parameters}

**Returns** Returns dictionary if `return_dict` is True, else None.

**Return type** None or dict

**fit**(*self*, *X*, *y=None*)

Fits component to data.

**Parameters**

- **X** (*pd.DataFrame*) – The input training data of shape [n\_samples, n\_features].
- **y** (*pd.Series*, *optional*) – The target training data of length [n\_samples].

**Returns** *self*

**fit\_transform**(*self*, *X*, *y=None*)

Fits on X and transforms X.

**Parameters**

- **X** (*pd.DataFrame*) – Data to fit and transform.
- **y** (*pd.Series*) – Target data.

**Returns** Transformed X.

**Return type** *pd.DataFrame*

**Raises** **MethodPropertyNotFoundError** – If transformer does not have a transform method or a *component\_obj* that implements transform.

**static load**(*file\_path*)

Loads component at file path.

**Parameters** **file\_path** (*str*) – Location to load file.

**Returns** *ComponentBase* object

**needs\_fitting**(*self*)

Returns boolean determining if component needs fitting before calling predict, predict\_proba, transform, or feature\_importances.

This can be overridden to False for components that do not need to be fit or whose fit methods do nothing.

**Returns** True.

**property parameters**(*self*)

Returns the parameters which were used to initialize the component.

**save**(*self*, *file\_path*, *pickle\_protocol=cloudpickle.DEFAULT\_PROTOCOL*)

Saves component at file path.

**Parameters**

- **file\_path** (*str*) – Location to save file.
- **pickle\_protocol** (*int*) – The pickle data stream format.

**transform**(*self*, *X*, *y=None*)

Transforms data using fitted component.

**Parameters**

- **X** (*pd.DataFrame*) – Features.
- **y** (*pd.Series*, *optional*) – Target data.

**Returns** Data with NaN rows dropped.

**Return type** (*pd.DataFrame*, *pd.Series*)

**update\_parameters**(*self*, *update\_dict*, *reset\_fit=True*)

Updates the parameter dictionary of the component.

#### Parameters

- **update\_dict** (*dict*) – A dict of parameters to update.
- **reset\_fit** (*bool*, *optional*) – If True, will set *\_is\_fitted* to False.

## drop\_null\_columns

Transformer to drop features whose percentage of NaN values exceeds a specified threshold.

## Module Contents

### Classes Summary

<i>DropNullColumns</i>	Transformer to drop features whose percentage of NaN values exceeds a specified threshold.
------------------------	--

## Contents

**class** evalml.pipelines.components.transformers.preprocessing.drop\_null\_columns.**DropNullColumns**(*pct\_null\_threshold*, *random\_seed*, *\*\*kwargs*)

Transformer to drop features whose percentage of NaN values exceeds a specified threshold.

#### Parameters

- **pct\_null\_threshold** (*float*) – The percentage of NaN values in an input feature to drop. Must be a value between [0, 1] inclusive. If equal to 0.0, will drop columns with any null values. If equal to 1.0, will drop columns with all null values. Defaults to 0.95.
- **random\_seed** (*int*) – Seed for the random number generator. Defaults to 0.

#### Attributes

<b>hyper-parameter_ranges</b>	{}
<b>is_multiseries</b>	False
<b>modifies_features</b>	True
<b>modifies_target</b>	False
<b>name</b>	Drop Null Columns Transformer
<b>training_only</b>	False

#### Methods

<code>clone</code>	Constructs a new component with the same parameters and random state.
<code>default_parameters</code>	Returns the default parameters for this component.
<code>describe</code>	Describe a component and its parameters.
<code>fit</code>	Fits component to data.
<code>fit_transform</code>	Fits on X and transforms X.
<code>load</code>	Loads component at file path.
<code>needs_fitting</code>	Returns boolean determining if component needs fitting before calling predict, predict_proba, transform, or feature_importances.
<code>parameters</code>	Returns the parameters which were used to initialize the component.
<code>save</code>	Saves component at file path.
<code>transform</code>	Transforms data X by dropping columns that exceed the threshold of null values.
<code>update_parameters</code>	Updates the parameter dictionary of the component.

**clone(self)**

Constructs a new component with the same parameters and random state.

**Returns** A new instance of this component with identical parameters and random state.

**default\_parameters(cls)**

Returns the default parameters for this component.

Our convention is that `Component.default_parameters == Component().parameters`.

**Returns** Default parameters for this component.

**Return type** dict

**describe(self, print\_name=False, return\_dict=False)**

Describe a component and its parameters.

**Parameters**

- **print\_name** (*bool, optional*) – whether to print name of component
- **return\_dict** (*bool, optional*) – whether to return description as dictionary in the format {"name": name, "parameters": parameters}

**Returns** Returns dictionary if return\_dict is True, else None.

**Return type** None or dict

**fit(self, X, y=None)**

Fits component to data.

**Parameters**

- **X** (*pd.DataFrame*) – The input training data of shape [n\_samples, n\_features].
- **y** (*pd.Series, optional*) – The target training data of length [n\_samples].

**Returns** self

**fit\_transform(self, X, y=None)**

Fits on X and transforms X.

**Parameters**

- **X** (*pd.DataFrame*) – Data to fit and transform.
- **y** (*pd.Series*) – Target data.

**Returns** Transformed X.

**Return type** *pd.DataFrame*

**Raises** **MethodPropertyNotFoundError** – If transformer does not have a transform method or a `component_obj` that implements transform.

**static load**(*file\_path*)

Loads component at file path.

**Parameters** **file\_path** (*str*) – Location to load file.

**Returns** ComponentBase object

**needs\_fitting**(*self*)

Returns boolean determining if component needs fitting before calling predict, predict\_proba, transform, or feature\_importances.

This can be overridden to False for components that do not need to be fit or whose fit methods do nothing.

**Returns** True.

**property parameters**(*self*)

Returns the parameters which were used to initialize the component.

**save**(*self, file\_path, pickle\_protocol=cloudpickle.DEFAULT\_PROTOCOL*)

Saves component at file path.

**Parameters**

- **file\_path** (*str*) – Location to save file.
- **pickle\_protocol** (*int*) – The pickle data stream format.

**transform**(*self, X, y=None*)

Transforms data X by dropping columns that exceed the threshold of null values.

**Parameters**

- **X** (*pd.DataFrame*) – Data to transform
- **y** (*pd.Series, optional*) – Ignored.

**Returns** Transformed X

**Return type** *pd.DataFrame*

**update\_parameters**(*self, update\_dict, reset\_fit=True*)

Updates the parameter dictionary of the component.

**Parameters**

- **update\_dict** (*dict*) – A dict of parameters to update.
- **reset\_fit** (*bool, optional*) – If True, will set `_is_fitted` to False.

## drop\_rows\_transformer

Transformer to drop rows specified by row indices.

### Module Contents

### Classes Summary

---

<a href="#"><i>DropRowsTransformer</i></a>	Transformer to drop rows specified by row indices.
--	--

---

### Contents

`class evalml.pipelines.components.transformers.preprocessing.drop_rows_transformer.DropRowsTransformer()`

Transformer to drop rows specified by row indices.

#### Parameters

- **indices\_to\_drop** (*list*) – List of indices to drop in the input data. Defaults to None.
- **random\_seed** (*int*) – Seed for the random number generator. Is not used by this component. Defaults to 0.

#### Attributes

<b>hyper-parameter_ranges</b>	{}
<b>is_multiseries</b>	False
<b>modifies_features</b>	True
<b>modifies_target</b>	True
<b>name</b>	Drop Rows Transformer
<b>training_only</b>	True

#### Methods

<code>clone</code>	Constructs a new component with the same parameters and random state.
<code>default_parameters</code>	Returns the default parameters for this component.
<code>describe</code>	Describe a component and its parameters.
<code>fit</code>	Fits component to data.
<code>fit_transform</code>	Fits on X and transforms X.
<code>load</code>	Loads component at file path.
<code>needs_fitting</code>	Returns boolean determining if component needs fitting before calling predict, predict_proba, transform, or feature_importances.
<code>parameters</code>	Returns the parameters which were used to initialize the component.
<code>save</code>	Saves component at file path.
<code>transform</code>	Transforms data using fitted component.
<code>update_parameters</code>	Updates the parameter dictionary of the component.

**clone(self)**

Constructs a new component with the same parameters and random state.

**Returns** A new instance of this component with identical parameters and random state.

**default\_parameters(cls)**

Returns the default parameters for this component.

Our convention is that `Component.default_parameters == Component().parameters`.

**Returns** Default parameters for this component.

**Return type** dict

**describe(self, print\_name=False, return\_dict=False)**

Describe a component and its parameters.

**Parameters**

- **print\_name** (*bool, optional*) – whether to print name of component
- **return\_dict** (*bool, optional*) – whether to return description as dictionary in the format {"name": name, "parameters": parameters}

**Returns** Returns dictionary if return\_dict is True, else None.

**Return type** None or dict

**fit(self, X, y=None)**

Fits component to data.

**Parameters**

- **X** (*pd.DataFrame*) – The input training data of shape [n\_samples, n\_features].
- **y** (*pd.Series, optional*) – The target training data of length [n\_samples].

**Returns** self

**Raises** **ValueError** – If indices to drop do not exist in input features or target.

**fit\_transform(self, X, y=None)**

Fits on X and transforms X.

**Parameters**

- **X** (*pd.DataFrame*) – Data to fit and transform.
- **y** (*pd.Series*) – Target data.

**Returns** Transformed X.

**Return type** *pd.DataFrame*

**Raises** **MethodPropertyNotFoundError** – If transformer does not have a transform method or a `component_obj` that implements transform.

**static load**(*file\_path*)

Loads component at file path.

**Parameters** **file\_path** (*str*) – Location to load file.

**Returns** ComponentBase object

**needs\_fitting**(*self*)

Returns boolean determining if component needs fitting before calling `predict`, `predict_proba`, `transform`, or `feature_importances`.

This can be overridden to False for components that do not need to be fit or whose fit methods do nothing.

**Returns** True.

**property parameters**(*self*)

Returns the parameters which were used to initialize the component.

**save**(*self*, *file\_path*, *pickle\_protocol=cloudpickle.DEFAULT\_PROTOCOL*)

Saves component at file path.

**Parameters**

- **file\_path** (*str*) – Location to save file.
- **pickle\_protocol** (*int*) – The pickle data stream format.

**transform**(*self*, *X*, *y=None*)

Transforms data using fitted component.

**Parameters**

- **X** (*pd.DataFrame*) – Features.
- **y** (*pd.Series*, *optional*) – Target data.

**Returns** Data with row indices dropped.

**Return type** (*pd.DataFrame*, *pd.Series*)

**update\_parameters**(*self*, *update\_dict*, *reset\_fit=True*)

Updates the parameter dictionary of the component.

**Parameters**

- **update\_dict** (*dict*) – A dict of parameters to update.
- **reset\_fit** (*bool*, *optional*) – If True, will set `_is_fitted` to False.



## featuretools

Featuretools DFS component that generates features for the input features.

## Module Contents

## Classes Summary

<i>DFSTransformer</i>	Featuretools DFS component that generates features for the input features.
-----------------------	--

## Contents

```
class evalml.pipelines.components.transformers.preprocessing.featuretools.DFSTransformer(index='index',
                                                                                       features=None,
                                                                                       random_seed=0,
                                                                                       **kwargs)
```

Featuretools DFS component that generates features for the input features.

### Parameters

- **index** (*string*) – The name of the column that contains the indices. If no column with this name exists, then `featuretools.EntitySet()` creates a column with this name to serve as the index column. Defaults to 'index'.
- **random\_seed** (*int*) – Seed for the random number generator. Defaults to 0.
- **features** (*list*) – List of features to run DFS on. Defaults to None. Features will only be computed if the columns used by the feature exist in the input and if the feature itself is not in input. If features is an empty list, no transformation will occur to inputted data.

### Attributes

<b>hyper-parameter_ranges</b>	{}
<b>is_multiseries</b>	False
<b>modifies_features</b>	True
<b>modifies_target</b>	False
<b>name</b>	DFS Transformer
<b>training_only</b>	False

### Methods

<code>clone</code>	Constructs a new component with the same parameters and random state.
<code>contains_pre_existing_features</code>	Determines whether or not features from a DFS Transformer match pipeline input features.
<code>default_parameters</code>	Returns the default parameters for this component.
<code>describe</code>	Describe a component and its parameters.
<code>fit</code>	Fits the DFSTransformer Transformer component.
<code>fit_transform</code>	Fits on X and transforms X.
<code>load</code>	Loads component at file path.
<code>needs_fitting</code>	Returns boolean determining if component needs fitting before calling predict, predict_proba, transform, or feature_importances.
<code>parameters</code>	Returns the parameters which were used to initialize the component.
<code>save</code>	Saves component at file path.
<code>transform</code>	Computes the feature matrix for the input X using featuretools' dfs algorithm.
<code>update_parameters</code>	Updates the parameter dictionary of the component.

**clone(self)**

Constructs a new component with the same parameters and random state.

**Returns** A new instance of this component with identical parameters and random state.

**static contains\_pre\_existing\_features**(dfs\_features: *Optional[List[featuretools.feature\_base.FeatureBase]]*, input\_feature\_names: *List[str]*, target: *Optional[str] = None*)

Determines whether or not features from a DFS Transformer match pipeline input features.

**Parameters**

- **dfs\_features** (*Optional[List[FeatureBase]]*) – List of features output from a DFS Transformer.
- **input\_feature\_names** (*List[str]*) – List of input features into the DFS Transformer.
- **target** (*Optional[str]*) – The target whose values we are trying to predict. This is used to know which column to ignore if the target column is present in the list of features in the DFS Transformer's parameters.

**default\_parameters(cls)**

Returns the default parameters for this component.

Our convention is that `Component.default_parameters == Component().parameters`.

**Returns** Default parameters for this component.

**Return type** dict

**describe**(self, print\_name=False, return\_dict=False)

Describe a component and its parameters.

**Parameters**

- **print\_name** (*bool, optional*) – whether to print name of component
- **return\_dict** (*bool, optional*) – whether to return description as dictionary in the format {"name": name, "parameters": parameters}

**Returns** Returns dictionary if `return_dict` is `True`, else `None`.

**Return type** `None` or `dict`

**fit**(*self*, *X*, *y=None*)

Fits the DFSTransformer Transformer component.

**Parameters**

- **X** (*pd.DataFrame*, *np.array*) – The input data to transform, of shape `[n_samples, n_features]`.
- **y** (*pd.Series*) – The target training data of length `[n_samples]`.

**Returns** *self*

**fit\_transform**(*self*, *X*, *y=None*)

Fits on *X* and transforms *X*.

**Parameters**

- **X** (*pd.DataFrame*) – Data to fit and transform.
- **y** (*pd.Series*) – Target data.

**Returns** Transformed *X*.

**Return type** *pd.DataFrame*

**Raises** **MethodPropertyNotFoundError** – If transformer does not have a transform method or a `component_obj` that implements transform.

**static load**(*file\_path*)

Loads component at file path.

**Parameters** **file\_path** (*str*) – Location to load file.

**Returns** *ComponentBase* object

**needs\_fitting**(*self*)

Returns boolean determining if component needs fitting before calling `predict`, `predict_proba`, `transform`, or `feature_importances`.

This can be overridden to `False` for components that do not need to be fit or whose fit methods do nothing.

**Returns** `True`.

**property parameters**(*self*)

Returns the parameters which were used to initialize the component.

**save**(*self*, *file\_path*, *pickle\_protocol=cloudpickle.DEFAULT\_PROTOCOL*)

Saves component at file path.

**Parameters**

- **file\_path** (*str*) – Location to save file.
- **pickle\_protocol** (*int*) – The pickle data stream format.

**transform**(*self*, *X*, *y=None*)

Computes the feature matrix for the input *X* using featuretools' dfs algorithm.

**Parameters**

- **X** (*pd.DataFrame* or *np.ndarray*) – The input training data to transform. Has shape `[n_samples, n_features]`

- `y` (*pd.Series, optional*) – Ignored.

**Returns** Feature matrix

**Return type** `pd.DataFrame`

**update\_parameters**(*self, update\_dict, reset\_fit=True*)

Updates the parameter dictionary of the component.

**Parameters**

- **update\_dict** (*dict*) – A dict of parameters to update.
- **reset\_fit** (*bool, optional*) – If True, will set *\_is\_fitted* to False.

log\_transformer

Component that applies a log transformation to the target data.

Module Contents

Classes Summary

<i>LogTransformer</i>	Applies a log transformation to the target data.
-----------------------	--

Contents

**class** `evalml.pipelines.components.transformers.preprocessing.log_transformer.LogTransformer`(*random\_seed=*

Applies a log transformation to the target data.

**Attributes**

<b>hyper-paramete- r_ranges</b>	{}
<b>is_multiseries</b>	False
<b>modi- fies_features</b>	False
<b>modi- fies_target</b>	True
<b>name</b>	Log Transformer
<b>train- ing_only</b>	False

**Methods**

<code>clone</code>	Constructs a new component with the same parameters and random state.
<code>default_parameters</code>	Returns the default parameters for this component.
<code>describe</code>	Describe a component and its parameters.
<code>fit</code>	Fits the LogTransformer.
<code>fit_transform</code>	Log transforms the target variable.
<code>inverse_transform</code>	Apply exponential to target data.
<code>load</code>	Loads component at file path.
<code>needs_fitting</code>	Returns boolean determining if component needs fitting before calling predict, predict_proba, transform, or feature_importances.
<code>parameters</code>	Returns the parameters which were used to initialize the component.
<code>save</code>	Saves component at file path.
<code>transform</code>	Log transforms the target variable.
<code>update_parameters</code>	Updates the parameter dictionary of the component.

**clone(*self*)**

Constructs a new component with the same parameters and random state.

**Returns** A new instance of this component with identical parameters and random state.

**default\_parameters(*cls*)**

Returns the default parameters for this component.

Our convention is that `Component.default_parameters == Component().parameters`.

**Returns** Default parameters for this component.

**Return type** dict

**describe(*self*, *print\_name=False*, *return\_dict=False*)**

Describe a component and its parameters.

**Parameters**

- **print\_name** (*bool*, *optional*) – whether to print name of component
- **return\_dict** (*bool*, *optional*) – whether to return description as dictionary in the format {"name": name, "parameters": parameters}

**Returns** Returns dictionary if return\_dict is True, else None.

**Return type** None or dict

**fit(*self*, *X*, *y=None*)**

Fits the LogTransformer.

**Parameters**

- **X** (*pd.DataFrame* or *np.ndarray*) – Ignored.
- **y** (*pd.Series*, *optional*) – Ignored.

**Returns** self

**fit\_transform(*self*, *X*, *y=None*)**

Log transforms the target variable.

**Parameters**

- **X** (*pd.DataFrame*, *optional*) – Ignored.
- **y** (*pd.Series*) – Target variable to log transform.

**Returns**

**The input features are returned without modification. The target** variable y is log transformed.

**Return type** tuple of *pd.DataFrame*, *pd.Series*

**inverse\_transform**(*self*, *y*)

Apply exponential to target data.

**Parameters** **y** (*pd.Series*) – Target variable.

**Returns** Target with exponential applied.

**Return type** *pd.Series*

**static load**(*file\_path*)

Loads component at file path.

**Parameters** **file\_path** (*str*) – Location to load file.

**Returns** *ComponentBase* object

**needs\_fitting**(*self*)

Returns boolean determining if component needs fitting before calling predict, predict\_proba, transform, or feature\_importances.

This can be overridden to False for components that do not need to be fit or whose fit methods do nothing.

**Returns** True.

**property parameters**(*self*)

Returns the parameters which were used to initialize the component.

**save**(*self*, *file\_path*, *pickle\_protocol=cloudpickle.DEFAULT\_PROTOCOL*)

Saves component at file path.

**Parameters**

- **file\_path** (*str*) – Location to save file.
- **pickle\_protocol** (*int*) – The pickle data stream format.

**transform**(*self*, *X*, *y=None*)

Log transforms the target variable.

**Parameters**

- **X** (*pd.DataFrame*, *optional*) – Ignored.
- **y** (*pd.Series*) – Target data to log transform.

**Returns**

**The input features are returned without modification. The target** variable y is log transformed.

**Return type** tuple of *pd.DataFrame*, *pd.Series*

**update\_parameters**(*self*, *update\_dict*, *reset\_fit=True*)

Updates the parameter dictionary of the component.

#### Parameters

- **update\_dict** (*dict*) – A dict of parameters to update.
- **reset\_fit** (*bool*, *optional*) – If True, will set *\_is\_fitted* to False.

## lsa

Transformer to calculate the Latent Semantic Analysis Values of text input.

## Module Contents

### Classes Summary

<i>LSA</i>	Transformer to calculate the Latent Semantic Analysis Values of text input.
------------	---

## Contents

**class** evalml.pipelines.components.transformers.preprocessing.lsa.**LSA**(*random\_seed=0*,  
\*\**kwargs*)

Transformer to calculate the Latent Semantic Analysis Values of text input.

**Parameters** **random\_seed** (*int*) – Seed for the random number generator. Defaults to 0.

#### Attributes

<b>hyper-parameter_ranges</b>	{}
<b>is_multiseries</b>	False
<b>modifies_features</b>	True
<b>modifies_target</b>	False
<b>name</b>	LSA Transformer
<b>training_only</b>	False

#### Methods

<code>clone</code>	Constructs a new component with the same parameters and random state.
<code>default_parameters</code>	Returns the default parameters for this component.
<code>describe</code>	Describe a component and its parameters.
<code>fit</code>	Fits the input data.
<code>fit_transform</code>	Fits on X and transforms X.
<code>load</code>	Loads component at file path.
<code>needs_fitting</code>	Returns boolean determining if component needs fitting before calling predict, predict_proba, transform, or feature_importances.
<code>parameters</code>	Returns the parameters which were used to initialize the component.
<code>save</code>	Saves component at file path.
<code>transform</code>	Transforms data X by applying the LSA pipeline.
<code>update_parameters</code>	Updates the parameter dictionary of the component.

**clone(*self*)**

Constructs a new component with the same parameters and random state.

**Returns** A new instance of this component with identical parameters and random state.

**default\_parameters(*cls*)**

Returns the default parameters for this component.

Our convention is that `Component.default_parameters == Component().parameters`.

**Returns** Default parameters for this component.

**Return type** dict

**describe(*self*, *print\_name=False*, *return\_dict=False*)**

Describe a component and its parameters.

**Parameters**

- **print\_name** (*bool*, *optional*) – whether to print name of component
- **return\_dict** (*bool*, *optional*) – whether to return description as dictionary in the format {"name": name, "parameters": parameters}

**Returns** Returns dictionary if return\_dict is True, else None.

**Return type** None or dict

**fit(*self*, *X*, *y=None*)**

Fits the input data.

**Parameters**

- **X** (*pd.DataFrame*) – The data to transform.
- **y** (*pd.Series*, *optional*) – Ignored.

**Returns** self

**fit\_transform(*self*, *X*, *y=None*)**

Fits on X and transforms X.

**Parameters**

- **X** (*pd.DataFrame*) – Data to fit and transform.



- **y** (*pd.Series*) – Target data.

**Returns** Transformed X.

**Return type** *pd.DataFrame*

**Raises** **MethodPropertyNotFoundError** – If transformer does not have a transform method or a *component\_obj* that implements transform.

**static load**(*file\_path*)

Loads component at file path.

**Parameters** **file\_path** (*str*) – Location to load file.

**Returns** *ComponentBase* object

**needs\_fitting**(*self*)

Returns boolean determining if component needs fitting before calling predict, predict\_proba, transform, or feature\_importances.

This can be overridden to False for components that do not need to be fit or whose fit methods do nothing.

**Returns** True.

**property parameters**(*self*)

Returns the parameters which were used to initialize the component.

**save**(*self, file\_path, pickle\_protocol=cloudpickle.DEFAULT\_PROTOCOL*)

Saves component at file path.

**Parameters**

- **file\_path** (*str*) – Location to save file.
- **pickle\_protocol** (*int*) – The pickle data stream format.

**transform**(*self, X, y=None*)

Transforms data X by applying the LSA pipeline.

**Parameters**

- **X** (*pd.DataFrame*) – The data to transform.
- **y** (*pd.Series, optional*) – Ignored.

**Returns**

Transformed X. The original column is removed and replaced with two columns of the format *LSA(original\_column\_name)[feature\_number]*, where *feature\_number* is 0 or 1.

**Return type** *pd.DataFrame*

**update\_parameters**(*self, update\_dict, reset\_fit=True*)

Updates the parameter dictionary of the component.

**Parameters**

- **update\_dict** (*dict*) – A dict of parameters to update.
- **reset\_fit** (*bool, optional*) – If True, will set *\_is\_fitted* to False.

## natural\_language\_featurizer

Transformer that can automatically featurize text columns using featuretools' nlp\_primitives.

### Module Contents

#### Classes Summary

---

<i>NaturalLanguageFeaturizer</i>	Transformer that can automatically featurize text columns using featuretools' nlp_primitives.
----------------------------------	---

---

### Contents

`class evalml.pipelines.components.transformers.preprocessing.natural_language_featurizer.NaturalLanguageFeaturizer`

Transformer that can automatically featurize text columns using featuretools' nlp\_primitives.

Since models cannot handle non-numeric data, any text must be broken down into features that provide useful information about that text. This component splits each text column into several informative features: Diversity Score, Mean Characters per Word, Polarity Score, LSA (Latent Semantic Analysis), Number of Characters, and Number of Words. Calling transform on this component will replace any text columns in the given dataset with these numeric columns.

**Parameters** `random_seed` (*int*) – Seed for the random number generator. Defaults to 0.

#### Attributes

<b>hyper-parameter_ranges</b>	{}
<b>is_multiseries</b>	False
<b>modifies_features</b>	True
<b>modifies_target</b>	False
<b>name</b>	Natural Language Featurizer
<b>training_only</b>	False

#### Methods

<code>clone</code>	Constructs a new component with the same parameters and random state.
<code>default_parameters</code>	Returns the default parameters for this component.
<code>describe</code>	Describe a component and its parameters.
<code>fit</code>	Fits component to data.
<code>fit_transform</code>	Fits on X and transforms X.
<code>load</code>	Loads component at file path.
<code>needs_fitting</code>	Returns boolean determining if component needs fitting before calling predict, predict_proba, transform, or feature_importances.
<code>parameters</code>	Returns the parameters which were used to initialize the component.
<code>save</code>	Saves component at file path.
<code>transform</code>	Transforms data X by creating new features using existing text columns.
<code>update_parameters</code>	Updates the parameter dictionary of the component.

**clone(self)**

Constructs a new component with the same parameters and random state.

**Returns** A new instance of this component with identical parameters and random state.

**default\_parameters(cls)**

Returns the default parameters for this component.

Our convention is that `Component.default_parameters == Component().parameters`.

**Returns** Default parameters for this component.

**Return type** dict

**describe(self, print\_name=False, return\_dict=False)**

Describe a component and its parameters.

**Parameters**

- **print\_name** (*bool, optional*) – whether to print name of component
- **return\_dict** (*bool, optional*) – whether to return description as dictionary in the format {"name": name, "parameters": parameters}

**Returns** Returns dictionary if return\_dict is True, else None.

**Return type** None or dict

**fit(self, X, y=None)**

Fits component to data.

**Parameters**

- **X** (*pd.DataFrame or np.ndarray*) – The input training data of shape [n\_samples, n\_features]
- **y** (*pd.Series*) – The target training data of length [n\_samples]

**Returns** self

**fit\_transform(self, X, y=None)**

Fits on X and transforms X.

**Parameters**

- **X** (*pd.DataFrame*) – Data to fit and transform.
- **y** (*pd.Series*) – Target data.

**Returns** Transformed X.

**Return type** *pd.DataFrame*

**Raises** **MethodPropertyNotFoundError** – If transformer does not have a transform method or a `component_obj` that implements transform.

**static load**(*file\_path*)

Loads component at file path.

**Parameters** **file\_path** (*str*) – Location to load file.

**Returns** *ComponentBase* object

**needs\_fitting**(*self*)

Returns boolean determining if component needs fitting before calling `predict`, `predict_proba`, `transform`, or `feature_importances`.

This can be overridden to `False` for components that do not need to be fit or whose fit methods do nothing.

**Returns** `True`.

**property parameters**(*self*)

Returns the parameters which were used to initialize the component.

**save**(*self*, *file\_path*, *pickle\_protocol=cloudpickle.DEFAULT\_PROTOCOL*)

Saves component at file path.

**Parameters**

- **file\_path** (*str*) – Location to save file.
- **pickle\_protocol** (*int*) – The pickle data stream format.

**transform**(*self*, *X*, *y=None*)

Transforms data X by creating new features using existing text columns.

**Parameters**

- **X** (*pd.DataFrame*) – The data to transform.
- **y** (*pd.Series*, *optional*) – Ignored.

**Returns** Transformed X

**Return type** *pd.DataFrame*

**update\_parameters**(*self*, *update\_dict*, *reset\_fit=True*)

Updates the parameter dictionary of the component.

**Parameters**

- **update\_dict** (*dict*) – A dict of parameters to update.
- **reset\_fit** (*bool*, *optional*) – If `True`, will set `_is_fitted` to `False`.

## polynomial\_decomposer

Component that removes trends from time series by fitting a polynomial to the data.

### Module Contents

#### Classes Summary

---

<i>PolynomialDecomposer</i>	Removes trends and seasonality from time series by fitting a polynomial and moving average to the data.
-----------------------------	---

---

### Contents

`class evalml.pipelines.components.transformers.preprocessing.polynomial_decomposer.PolynomialDecomposer`

Removes trends and seasonality from time series by fitting a polynomial and moving average to the data.

**Scikit-learn's PolynomialForecaster is used to generate the additive trend portion of the target data. A polynomial** will be fit to the data during fit. That additive polynomial trend will be removed during fit so that statsmodel's seasonal\_decompose can determine the additive seasonality of the data by using rolling averages over the series' inferred periodicity.

For example, daily time series data will generate rolling averages over the first week of data, normalize out the mean and return those 7 averages repeated over the entire length of the given series. Those seven averages, repeated as many times as necessary to match the length of the given target data, will be used as the seasonal signal of the data.

#### Parameters

- **time\_index** (*str*) – Specifies the name of the column in X that provides the datetime objects. Defaults to None.

- **degree** (*int*) – Degree for the polynomial. If 1, linear model is fit to the data. If 2, quadratic model is fit, etc. Defaults to 1.
- **period** (*int*) – The number of entries in the time series data that corresponds to one period of a cyclic signal. For instance, if data is known to possess a weekly seasonal signal, and if the data is daily data, period should be 7. For daily data with a yearly seasonal signal, period should be 365. Defaults to -1, which uses the statsmodels library’s `freq_to_period` function. <https://github.com/statsmodels/statsmodels/blob/main/statsmodels/tsa/tsatools.py>
- **random\_seed** (*int*) – Seed for the random number generator. Defaults to 0.

#### Attributes

<b>hyper-parameter_ranges</b>	{ “degree”: Integer(1, 3)}
<b>invalid_frequencies</b>	[]
<b>is_multiseries</b>	False
<b>modifies_features</b>	False
<b>modifies_target</b>	True
<b>name</b>	Polynomial Decomposer
<b>needs_fitting</b>	True
<b>training_only</b>	False

#### Methods

<i>clone</i>	Constructs a new component with the same parameters and random state.
<i>default_parameters</i>	Returns the default parameters for this component.
<i>describe</i>	Describe a component and its parameters.
<i>determine_periodicity</i>	Function that uses autocorrelative methods to determine the likely most significant period of the seasonal signal.
<i>fit</i>	Fits the PolynomialDecomposer and determine the seasonal signal.
<i>fit_transform</i>	Removes fitted trend and seasonality from target variable.
<i>get_trend_dataframe</i>	Return a list of dataframes with 4 columns: signal, trend, seasonality, residual.
<i>inverse_transform</i>	Adds back fitted trend and seasonality to target variable.
<i>is_freq_valid</i>	Determines if the given string represents a valid frequency for this decomposer.
<i>load</i>	Loads component at file path.
<i>parameters</i>	Returns the parameters which were used to initialize the component.
<i>plot_decomposition</i>	Plots the decomposition of the target signal.
<i>save</i>	Saves component at file path.
<i>set_period</i>	Function to set the component's seasonal period based on the target's seasonality.
<i>transform</i>	Transforms the target data by removing the polynomial trend and rolling average seasonality.
<i>update_parameters</i>	Updates the parameter dictionary of the component.

**clone**(*self*)

Constructs a new component with the same parameters and random state.

**Returns** A new instance of this component with identical parameters and random state.

**default\_parameters**(*cls*)

Returns the default parameters for this component.

Our convention is that `Component.default_parameters == Component().parameters`.

**Returns** Default parameters for this component.

**Return type** dict

**describe**(*self*, *print\_name=False*, *return\_dict=False*)

Describe a component and its parameters.

**Parameters**

- **print\_name** (*bool*, *optional*) – whether to print name of component
- **return\_dict** (*bool*, *optional*) – whether to return description as dictionary in the format {"name": name, "parameters": parameters}

**Returns** Returns dictionary if *return\_dict* is True, else None.

**Return type** None or dict

**classmethod** `determine_periodicity`(*cls*, *X*: *pandas.DataFrame*, *y*: *pandas.Series*, *acf\_threshold*: *float* = 0.01, *rel\_max\_order*: *int* = 5)

Function that uses autocorrelative methods to determine the likely most significant period of the seasonal signal.

#### Parameters

- **X** (*pandas.DataFrame*) – The feature data of the time series problem.
- **y** (*pandas.Series*) – The target data of a time series problem.
- **acf\_threshold** (*float*) – The threshold for the autocorrelation function to determine the period. Any values below the threshold are considered to be 0 and will not be considered for the period. Defaults to 0.01.
- **rel\_max\_order** (*int*) – The order of the relative maximum to determine the period. Defaults to 5.

#### Returns

**The integer number of entries in time series data over which the seasonal part of the target data repeats.** If the time series data is in days, then this is the number of days that it takes the target’s seasonal signal to repeat. Note: the target data can contain multiple seasonal signals. This function will only return the stronger. E.g. if the target has both weekly and yearly seasonality, the function may return either “7” or “365”, depending on which seasonality is more strongly autocorrelated. If no period is detected, returns None.

#### Return type

*int*

**fit**(*self*, *X*: *pandas.DataFrame*, *y*: *pandas.Series* = None) → *PolynomialDecomposer*

Fits the *PolynomialDecomposer* and determine the seasonal signal.

Currently only fits the polynomial detrender. The seasonality is determined by removing the trend from the signal and using *statsmodels*’ *seasonal\_decompose()*. Both the trend and seasonality are currently assumed to be additive.

#### Parameters

- **X** (*pd.DataFrame*, *optional*) – Conditionally used to build datetime index.
- **y** (*pd.Series*) – Target variable to detrend and deseasonalize.

#### Returns

*self*

#### Raises

- **NotImplementedError** – If the input data has a frequency of “month-begin”. This isn’t supported by *statsmodels* *decompose* as the freqstr “MS” is misinterpreted as milliseconds.
- **ValueError** – If *y* is None.
- **ValueError** – If target data doesn’t have *DatetimeIndex* AND no *Datetime* features in features data

**fit\_transform**(*self*, *X*: *pandas.DataFrame*, *y*: *pandas.Series* = None) → *tuple*[*pandas.DataFrame*, *pandas.Series*]

Removes fitted trend and seasonality from target variable.

#### Parameters

- **X** (*pd.DataFrame*, *optional*) – Ignored.
- **y** (*pd.Series*) – Target variable to detrend and deseasonalize.

#### Returns



The first element are the input features returned without modification. The second element is the target variable `y` with the fitted trend removed.

**Return type** tuple of `pd.DataFrame`, `pd.Series`

**get\_trend\_dataframe**(*self*, *X*: `pandas.DataFrame`, *y*: `pandas.Series`) → list[`pandas.DataFrame`]

Return a list of dataframes with 4 columns: signal, trend, seasonality, residual.

Scikit-learn's `PolynomialForecaster` is used to generate the trend portion of the target data. `statsmodel`'s `seasonal_decompose` is used to generate the seasonality of the data.

**Parameters**

- **X** (`pd.DataFrame`) – Input data with time series data in index.
- **y** (`pd.Series` or `pd.DataFrame`) – Target variable data provided as a Series for univariate problems or a DataFrame for multivariate problems.

**Returns**

Each DataFrame contains the columns “signal”, “trend”, “seasonality” and “residual,” with the latter 3 column values being the decomposed elements of the target data. The “signal” column is simply the input target signal but reindexed with a datetime index to match the input features.

**Return type** list of `pd.DataFrame`

**Raises**

- **TypeError** – If `X` does not have time-series data in the index.
- **ValueError** – If time series index of `X` does not have an inferred frequency.
- **ValueError** – If the forecaster associated with the detrender has not been fit yet.
- **TypeError** – If `y` is not provided as a pandas Series or DataFrame.

**inverse\_transform**(*self*, *y\_t*: `pandas.Series`) → tuple[`pandas.DataFrame`, `pandas.Series`]

Adds back fitted trend and seasonality to target variable.

The polynomial trend is added back into the signal, calling the detrender's `inverse_transform()`. Then, the seasonality is projected forward to and added back into the signal.

**Parameters** **y\_t** (`pd.Series`) – Target variable.

**Returns**

The first element are the input features returned without modification. The second element is the target variable `y` with the trend and seasonality added back in.

**Return type** tuple of `pd.DataFrame`, `pd.Series`

**Raises** **ValueError** – If `y` is None.

**classmethod** **is\_freq\_valid**(*cls*, *freq*: `str`)

Determines if the given string represents a valid frequency for this decomposer.

**Parameters** **freq** (`str`) – A frequency to validate. See the pandas docs at [https://pandas.pydata.org/pandas-docs/stable/user\\_guide/timeseries.html#offset-aliases](https://pandas.pydata.org/pandas-docs/stable/user_guide/timeseries.html#offset-aliases) for options.

**Returns** boolean representing whether the frequency is valid or not.

**static** **load**(*file\_path*)

Loads component at file path.

**Parameters** **file\_path** (`str`) – Location to load file.

**Returns** ComponentBase object

**property parameters**(*self*)

Returns the parameters which were used to initialize the component.

**plot\_decomposition**(*self*, *X*: *pandas.DataFrame*, *y*: *pandas.Series*, *show*: *bool* = *False*) →  
tuple[matplotlib.pyplot.Figure, list]

Plots the decomposition of the target signal.

**Parameters**

- **X** (*pd.DataFrame*) – Input data with time series data in index.
- **y** (*pd.Series* or *pd.DataFrame*) – Target variable data provided as a Series for univariate problems or a DataFrame for multivariate problems.
- **show** (*bool*) – Whether to display the plot or not. Defaults to False.

**Returns**

The figure and axes that have the decompositions plotted on them

**Return type** matplotlib.pyplot.Figure, list[matplotlib.pyplot.Axes]

**save**(*self*, *file\_path*, *pickle\_protocol*=*cloudpickle.DEFAULT\_PROTOCOL*)

Saves component at file path.

**Parameters**

- **file\_path** (*str*) – Location to save file.
- **pickle\_protocol** (*int*) – The pickle data stream format.

**set\_period**(*self*, *X*: *pandas.DataFrame*, *y*: *pandas.Series*, *acf\_threshold*: *float* = 0.01, *rel\_max\_order*: *int* = 5)

Function to set the component's seasonal period based on the target's seasonality.

**Parameters**

- **X** (*pandas.DataFrame*) – The feature data of the time series problem.
- **y** (*pandas.Series*) – The target data of a time series problem.
- **acf\_threshold** (*float*) – The threshold for the autocorrelation function to determine the period. Any values below the threshold are considered to be 0 and will not be considered for the period. Defaults to 0.01.
- **rel\_max\_order** (*int*) – The order of the relative maximum to determine the period. Defaults to 5.

**transform**(*self*, *X*: *pandas.DataFrame*, *y*: *pandas.Series* = *None*) → tuple[*pandas.DataFrame*, *pandas.Series*]

Transforms the target data by removing the polynomial trend and rolling average seasonality.

Applies the fit polynomial detrender to the target data, removing the additive polynomial trend. Then, utilizes the first period's worth of seasonal data determined in the .fit() function to extrapolate the seasonal signal of the data to be transformed. This seasonal signal is also assumed to be additive and is removed.

**Parameters**

- **X** (*pd.DataFrame*, *optional*) – Conditionally used to build datetime index.
- **y** (*pd.Series*) – Target variable to detrend and deseasonalize.

**Returns**

The input features are returned without modification. The target variable `y` is detrended and deseasonalized.

**Return type** tuple of `pd.DataFrame`, `pd.Series`

**Raises `ValueError`** – If target data doesn't have `DatetimeIndex` AND no `Datetime` features in features data

**`update_parameters`**(*self*, *update\_dict*, *reset\_fit=True*)

Updates the parameter dictionary of the component.

**Parameters**

- **`update_dict`** (*dict*) – A dict of parameters to update.
- **`reset_fit`** (*bool*, *optional*) – If `True`, will set `_is_fitted` to `False`.

## replace\_nullable\_types

Transformer to replace features with the new nullable dtypes with a dtype that is compatible in EvalML.

## Module Contents

### Classes Summary

<i>ReplaceNullableTypes</i>	Transformer to replace features with the new nullable dtypes with a dtype that is compatible in EvalML.
-----------------------------	---

## Contents

**class** `evalml.pipelines.components.transformers.preprocessing.replace_nullable_types.ReplaceNullableTypes`

Transformer to replace features with the new nullable dtypes with a dtype that is compatible in EvalML.

### Attributes

<b>hyper-parameter_ranges</b>	None
<b>is_multiseries</b>	False
<b>modifies_features</b>	True
<b>modifies_target</b>	{}
<b>name</b>	Replace Nullable Types Transformer
<b>training_only</b>	False

### Methods

<code>clone</code>	Constructs a new component with the same parameters and random state.
<code>default_parameters</code>	Returns the default parameters for this component.
<code>describe</code>	Describe a component and its parameters.
<code>fit</code>	Fits component to data.
<code>fit_transform</code>	Substitutes non-nullable types for the new pandas nullable types in the data and target data.
<code>load</code>	Loads component at file path.
<code>needs_fitting</code>	Returns boolean determining if component needs fitting before calling predict, predict_proba, transform, or feature_importances.
<code>parameters</code>	Returns the parameters which were used to initialize the component.
<code>save</code>	Saves component at file path.
<code>transform</code>	Transforms data by replacing columns that contain nullable types with the appropriate replacement type.
<code>update_parameters</code>	Updates the parameter dictionary of the component.

**clone(self)**

Constructs a new component with the same parameters and random state.

**Returns** A new instance of this component with identical parameters and random state.

**default\_parameters(cls)**

Returns the default parameters for this component.

Our convention is that `Component.default_parameters == Component().parameters`.

**Returns** Default parameters for this component.

**Return type** dict

**describe(self, print\_name=False, return\_dict=False)**

Describe a component and its parameters.

**Parameters**

- **print\_name** (*bool, optional*) – whether to print name of component
- **return\_dict** (*bool, optional*) – whether to return description as dictionary in the format {"name": name, "parameters": parameters}

**Returns** Returns dictionary if return\_dict is True, else None.

**Return type** None or dict

**fit(self, X, y=None)**

Fits component to data.

**Parameters**

- **X** (*pd.DataFrame*) – The input training data of shape [n\_samples, n\_features].
- **y** (*pd.Series, optional*) – The target training data of length [n\_samples].

**Returns** self

**fit\_transform(self, X, y=None)**

Substitutes non-nullable types for the new pandas nullable types in the data and target data.

**Parameters**

- **X** (*pd.DataFrame*, *optional*) – Input features.
- **y** (*pd.Series*) – Target data.

**Returns** The input features and target data with the non-nullable types set.

**Return type** tuple of *pd.DataFrame*, *pd.Series*

**static load**(*file\_path*)

Loads component at file path.

**Parameters** **file\_path** (*str*) – Location to load file.

**Returns** ComponentBase object

**needs\_fitting**(*self*)

Returns boolean determining if component needs fitting before calling predict, predict\_proba, transform, or feature\_importances.

This can be overridden to False for components that do not need to be fit or whose fit methods do nothing.

**Returns** True.

**property parameters**(*self*)

Returns the parameters which were used to initialize the component.

**save**(*self*, *file\_path*, *pickle\_protocol=cloudpickle.DEFAULT\_PROTOCOL*)

Saves component at file path.

**Parameters**

- **file\_path** (*str*) – Location to save file.
- **pickle\_protocol** (*int*) – The pickle data stream format.

**transform**(*self*, *X*, *y=None*)

Transforms data by replacing columns that contain nullable types with the appropriate replacement type.

“float64” for nullable integers and “category” for nullable booleans.

**Parameters**

- **X** (*pd.DataFrame*) – Data to transform
- **y** (*pd.Series*, *optional*) – Target data to transform

**Returns** Transformed X *pd.Series*: Transformed y

**Return type** *pd.DataFrame*

**update\_parameters**(*self*, *update\_dict*, *reset\_fit=True*)

Updates the parameter dictionary of the component.

**Parameters**

- **update\_dict** (*dict*) – A dict of parameters to update.
- **reset\_fit** (*bool*, *optional*) – If True, will set *\_is\_fitted* to False.

stl\_decomposer

Component that removes trends and seasonality from time series using STL.

Module Contents

Classes Summary

<i>STLDecomposer</i>	Removes trends and seasonality from time series using the STL algorithm.
----------------------	--

Contents

```
class evalml.pipelines.components.transformers.preprocessing.stl_decomposer.STLDecomposer(time_index:
    str
    =
    None,
    de-
    gree:
    int
    =
    1,
    pe-
    riod:
    int
    =
    None,
    sea-
    sonal_smoother:
    int
    =
    7,
    ran-
    dom_seed:
    int
    =
    0,
    **kwargs)
```

Removes trends and seasonality from time series using the STL algorithm.

<https://www.statsmodels.org/dev/generated/statsmodels.tsa.seasonal.STL.html>

Parameters

- **time\_index** (*str*) – Specifies the name of the column in X that provides the datetime objects. Defaults to None.
- **degree** (*int*) – Not currently used. STL 3x “degree-like” values. None are able to be set at this time. Defaults to 1.
- **period** (*int*) – The number of entries in the time series data that corresponds to one period of a cyclic signal. For instance, if data is known to possess a weekly seasonal signal, and

if the data is daily data, the period should likely be 7. For daily data with a yearly seasonal signal, the period should likely be 365. If None, statsmodels will infer the period based on the frequency. Defaults to None.

- **seasonal\_smoother** (*int*) – The length of the seasonal smoother used by the underlying STL algorithm. For compatibility, must be odd. If an even number is provided, the next, highest odd number will be used. Defaults to 7.
- **random\_seed** (*int*) – Seed for the random number generator. Defaults to 0.

#### Attributes

<b>hyper-parameter_ranges</b>	None
<b>invalid_frequencies</b>	[]
<b>is_multiseries</b>	False
<b>modifies_features</b>	False
<b>modifies_target</b>	True
<b>name</b>	STL Decomposer
<b>needs_fitting</b>	True
<b>training_only</b>	False

#### Methods

<code>clone</code>	Constructs a new component with the same parameters and random state.
<code>default_parameters</code>	Returns the default parameters for this component.
<code>describe</code>	Describe a component and its parameters.
<code>determine_periodicity</code>	Function that uses autocorrelative methods to determine the likely most significant period of the seasonal signal.
<code>fit</code>	Fits the STLDecomposer and determine the seasonal signal.
<code>fit_transform</code>	Removes fitted trend and seasonality from target variable.
<code>get_trend_dataframe</code>	Return a list of dataframes with 4 columns: signal, trend, seasonality, residual.
<code>get_trend_prediction_intervals</code>	Calculate the prediction intervals for the trend data.
<code>inverse_transform</code>	Adds back fitted trend and seasonality to target variable.
<code>is_freq_valid</code>	Determines if the given string represents a valid frequency for this decomposer.
<code>load</code>	Loads component at file path.
<code>parameters</code>	Returns the parameters which were used to initialize the component.
<code>plot_decomposition</code>	Plots the decomposition of the target signal.
<code>save</code>	Saves component at file path.
<code>set_period</code>	Function to set the component's seasonal period based on the target's seasonality.
<code>transform</code>	Transforms the target data by removing the STL trend and seasonality.
<code>update_parameters</code>	Updates the parameter dictionary of the component.

**clone**(*self*)

Constructs a new component with the same parameters and random state.

**Returns** A new instance of this component with identical parameters and random state.

**default\_parameters**(*cls*)

Returns the default parameters for this component.

Our convention is that `Component.default_parameters == Component().parameters`.

**Returns** Default parameters for this component.

**Return type** dict

**describe**(*self*, *print\_name=False*, *return\_dict=False*)

Describe a component and its parameters.

**Parameters**

- **print\_name** (*bool*, *optional*) – whether to print name of component
- **return\_dict** (*bool*, *optional*) – whether to return description as dictionary in the format {"name": name, "parameters": parameters}

**Returns** Returns dictionary if `return_dict` is `True`, else `None`.

**Return type** `None` or dict



**classmethod `determine_periodicity`**(*cls*, *X*: *pandas.DataFrame*, *y*: *pandas.Series*, *acf\_threshold*: *float* = 0.01, *rel\_max\_order*: *int* = 5)

Function that uses autocorrelative methods to determine the likely most significant period of the seasonal signal.

#### Parameters

- ***X*** (*pandas.DataFrame*) – The feature data of the time series problem.
- ***y*** (*pandas.Series*) – The target data of a time series problem.
- ***acf\_threshold*** (*float*) – The threshold for the autocorrelation function to determine the period. Any values below the threshold are considered to be 0 and will not be considered for the period. Defaults to 0.01.
- ***rel\_max\_order*** (*int*) – The order of the relative maximum to determine the period. Defaults to 5.

#### Returns

**The integer number of entries in time series data over which the seasonal part of the target data repeats.** If the time series data is in days, then this is the number of days that it takes the target’s seasonal signal to repeat. Note: the target data can contain multiple seasonal signals. This function will only return the stronger. E.g. if the target has both weekly and yearly seasonality, the function may return either “7” or “365”, depending on which seasonality is more strongly autocorrelated. If no period is detected, returns None.

#### Return type `int`

**`fit`**(*self*, *X*: *pandas.DataFrame*, *y*: *pandas.Series* = None) → *STLDecomposer*

Fits the STLDecomposer and determine the seasonal signal.

Instantiates a statsmodels STL decompose object with the component’s stored parameters and fits it. Since the statsmodels object does not fit the sklearn api, it is not saved during `__init__()` in `_component_obj` and will be re-instantiated each time fit is called.

To emulate the sklearn API, when the STL decomposer is fit, the full seasonal component, a single period sample of the seasonal component, the full trend-cycle component and the residual are saved.

$$y(t) = S(t) + T(t) + R(t)$$

#### Parameters

- ***X*** (*pd.DataFrame*, *optional*) – Conditionally used to build datetime index.
- ***y*** (*pd.Series*) – Target variable to detrend and deseasonalize.

#### Returns `self`

#### Raises

- **`ValueError`** – If *y* is None.
- **`ValueError`** – If target data doesn’t have `DatetimeIndex` AND no `Datetime` features in features data

**`fit_transform`**(*self*, *X*: *pandas.DataFrame*, *y*: *pandas.Series* = None) → `tuple[pandas.DataFrame, pandas.Series]`

Removes fitted trend and seasonality from target variable.

#### Parameters

- ***X*** (*pd.DataFrame*, *optional*) – Ignored.
- ***y*** (*pd.Series*) – Target variable to detrend and deseasonalize.

### Returns

**The first element are the input features returned without modification.** The second element is the target variable `y` with the fitted trend removed.

**Return type** tuple of `pd.DataFrame`, `pd.Series`

**get\_trend\_dataframe**(*self*, *X*, *y*)

Return a list of dataframes with 4 columns: signal, trend, seasonality, residual.

### Parameters

- **X** (*pd.DataFrame*) – Input data with time series data in index.
- **y** (*pd.Series* or *pd.DataFrame*) – Target variable data provided as a Series for univariate problems or a DataFrame for multivariate problems.

### Returns

**Each DataFrame contains the columns “signal”, “trend”, “seasonality” and “residual,”** with the latter 3 column values being the decomposed elements of the target data. The “signal” column is simply the input target signal but reindexed with a datetime index to match the input features.

**Return type** list of `pd.DataFrame`

### Raises

- **TypeError** – If `X` does not have time-series data in the index.
- **ValueError** – If time series index of `X` does not have an inferred frequency.
- **ValueError** – If the forecaster associated with the detrender has not been fit yet.
- **TypeError** – If `y` is not provided as a pandas Series or DataFrame.

**get\_trend\_prediction\_intervals**(*self*, *y*, *coverage=None*)

Calculate the prediction intervals for the trend data.

### Parameters

- **y** (*pd.Series*) – Target data.
- **coverage** (*list[float]*) – A list of floats between the values 0 and 1 that the upper and lower bounds of the prediction interval should be calculated for.

**Returns** Prediction intervals, keys are in the format `{coverage}_lower` or `{coverage}_upper`.

**Return type** dict of `pd.Series`

**inverse\_transform**(*self*, *y\_t*: *pandas.Series*) → tuple[*pandas.DataFrame*, *pandas.Series*]

Adds back fitted trend and seasonality to target variable.

The STL trend is projected to cover the entire requested target range, then added back into the signal. Then, the seasonality is projected forward to and added back into the signal.

**Parameters** **y\_t** (*pd.Series*) – Target variable.

### Returns

**The first element are the input features returned without modification.** The second element is the target variable `y` with the trend and seasonality added back in.

**Return type** tuple of `pd.DataFrame`, `pd.Series`

**Raises** **ValueError** – If `y` is `None`.

**classmethod** `is_freq_valid(cls, freq: str)`

Determines if the given string represents a valid frequency for this decomposer.

**Parameters** `freq (str)` – A frequency to validate. See the pandas docs at [https://pandas.pydata.org/pandas-docs/stable/user\\_guide/timeseries.html#offset-aliases](https://pandas.pydata.org/pandas-docs/stable/user_guide/timeseries.html#offset-aliases) for options.

**Returns** boolean representing whether the frequency is valid or not.

**static** `load(file_path)`

Loads component at file path.

**Parameters** `file_path (str)` – Location to load file.

**Returns** ComponentBase object

**property** `parameters(self)`

Returns the parameters which were used to initialize the component.

**plot\_decomposition**(*self*, *X*: *pandas.DataFrame*, *y*: *pandas.Series*, *show*: *bool* = *False*) → *tuple*[*matplotlib.pyplot.Figure*, *list*]

Plots the decomposition of the target signal.

**Parameters**

- **X** (*pd.DataFrame*) – Input data with time series data in index.
- **y** (*pd.Series* or *pd.DataFrame*) – Target variable data provided as a Series for univariate problems or a DataFrame for multivariate problems.
- **show** (*bool*) – Whether to display the plot or not. Defaults to False.

**Returns**

The figure and axes that have the decompositions plotted on them

**Return type** *matplotlib.pyplot.Figure*, *list*[*matplotlib.pyplot.Axes*]

**save**(*self*, *file\_path*, *pickle\_protocol*=*cloudpickle.DEFAULT\_PROTOCOL*)

Saves component at file path.

**Parameters**

- **file\_path** (*str*) – Location to save file.
- **pickle\_protocol** (*int*) – The pickle data stream format.

**set\_period**(*self*, *X*: *pandas.DataFrame*, *y*: *pandas.Series*, *acf\_threshold*: *float* = 0.01, *rel\_max\_order*: *int* = 5)

Function to set the component's seasonal period based on the target's seasonality.

**Parameters**

- **X** (*pandas.DataFrame*) – The feature data of the time series problem.
- **y** (*pandas.Series*) – The target data of a time series problem.
- **acf\_threshold** (*float*) – The threshold for the autocorrelation function to determine the period. Any values below the threshold are considered to be 0 and will not be considered for the period. Defaults to 0.01.
- **rel\_max\_order** (*int*) – The order of the relative maximum to determine the period. Defaults to 5.

**transform**(*self*, *X*: *pandas.DataFrame*, *y*: *pandas.Series* = *None*) → tuple[pandas.DataFrame, pandas.Series]

Transforms the target data by removing the STL trend and seasonality.

Uses an ARIMA model to project forward the additive trend and removes it. Then, utilizes the first period's worth of seasonal data determined in the .fit() function to extrapolate the seasonal signal of the data to be transformed. This seasonal signal is also assumed to be additive and is removed.

#### Parameters

- **X** (*pd.DataFrame*, *optional*) – Conditionally used to build datetime index.
- **y** (*pd.Series*) – Target variable to detrend and deseasonalize.

#### Returns

**The input features are returned without modification. The target** variable *y* is detrended and deseasonalized.

**Return type** tuple of *pd.DataFrame*, *pd.Series*

**Raises ValueError** – If target data doesn't have DatetimeIndex AND no Datetime features in features data

**update\_parameters**(*self*, *update\_dict*, *reset\_fit=True*)

Updates the parameter dictionary of the component.

#### Parameters

- **update\_dict** (*dict*) – A dict of parameters to update.
- **reset\_fit** (*bool*, *optional*) – If True, will set *\_is\_fitted* to False.

## text\_transformer

Base class for all transformers working with text features.

## Module Contents

### Classes Summary

<i>TextTransformer</i>	Base class for all transformers working with text features.
------------------------	---

## Contents

```
class evalml.pipelines.components.transformers.preprocessing.text_transformer.TextTransformer(component_
    ran-
    dom_seed=(
    **kwargs)
```

Base class for all transformers working with text features.

#### Parameters

- **component\_obj** (*obj*) – Third-party objects useful in component implementation. Defaults to None.

- **random\_seed** (*int*) – Seed for the random number generator. Defaults to 0.

#### Attributes

<b>is_multiseries</b>	False
<b>modifies_features</b>	True
<b>modifies_target</b>	False
<b>training_only</b>	False

#### Methods

<i>clone</i>	Constructs a new component with the same parameters and random state.
<i>default_parameters</i>	Returns the default parameters for this component.
<i>describe</i>	Describe a component and its parameters.
<i>fit</i>	Fits component to data.
<i>fit_transform</i>	Fits on X and transforms X.
<i>load</i>	Loads component at file path.
<i>name</i>	Returns string name of this component.
<i>needs_fitting</i>	Returns boolean determining if component needs fitting before calling predict, predict_proba, transform, or feature_importances.
<i>parameters</i>	Returns the parameters which were used to initialize the component.
<i>save</i>	Saves component at file path.
<i>transform</i>	Transforms data X.
<i>update_parameters</i>	Updates the parameter dictionary of the component.

#### **clone**(*self*)

Constructs a new component with the same parameters and random state.

**Returns** A new instance of this component with identical parameters and random state.

#### **default\_parameters**(*cls*)

Returns the default parameters for this component.

Our convention is that `Component.default_parameters == Component().parameters`.

**Returns** Default parameters for this component.

**Return type** dict

#### **describe**(*self*, *print\_name=False*, *return\_dict=False*)

Describe a component and its parameters.

##### Parameters

- **print\_name** (*bool*, *optional*) – whether to print name of component
- **return\_dict** (*bool*, *optional*) – whether to return description as dictionary in the format {"name": name, "parameters": parameters}

**Returns** Returns dictionary if `return_dict` is True, else None.

**Return type** None or dict

**fit**(*self*, *X*, *y=None*)

Fits component to data.

**Parameters**

- **X** (*pd.DataFrame*) – The input training data of shape [n\_samples, n\_features]
- **y** (*pd.Series*, *optional*) – The target training data of length [n\_samples]

**Returns** *self*

**Raises** **MethodPropertyNotFoundError** – If component does not have a fit method or a component\_obj that implements fit.

**fit\_transform**(*self*, *X*, *y=None*)

Fits on X and transforms X.

**Parameters**

- **X** (*pd.DataFrame*) – Data to fit and transform.
- **y** (*pd.Series*) – Target data.

**Returns** Transformed X.

**Return type** *pd.DataFrame*

**Raises** **MethodPropertyNotFoundError** – If transformer does not have a transform method or a component\_obj that implements transform.

**static load**(*file\_path*)

Loads component at file path.

**Parameters** **file\_path** (*str*) – Location to load file.

**Returns** ComponentBase object

**property name**(*cls*)

Returns string name of this component.

**needs\_fitting**(*self*)

Returns boolean determining if component needs fitting before calling predict, predict\_proba, transform, or feature\_importances.

This can be overridden to False for components that do not need to be fit or whose fit methods do nothing.

**Returns** True.

**property parameters**(*self*)

Returns the parameters which were used to initialize the component.

**save**(*self*, *file\_path*, *pickle\_protocol=cloudpickle.DEFAULT\_PROTOCOL*)

Saves component at file path.

**Parameters**

- **file\_path** (*str*) – Location to save file.
- **pickle\_protocol** (*int*) – The pickle data stream format.

**abstract transform**(*self*, *X*, *y=None*)

Transforms data X.

**Parameters**

- **X** (*pd.DataFrame*) – Data to transform.

- **y** (*pd.Series*, *optional*) – Target data.

**Returns** Transformed X

**Return type** *pd.DataFrame*

**Raises** **MethodPropertyNotFoundError** – If transformer does not have a transform method or a *component\_obj* that implements transform.

**update\_parameters**(*self*, *update\_dict*, *reset\_fit=True*)

Updates the parameter dictionary of the component.

**Parameters**

- **update\_dict** (*dict*) – A dict of parameters to update.
- **reset\_fit** (*bool*, *optional*) – If True, will set *\_is\_fitted* to False.

## time\_series\_featurizer

Transformer that delays input features and target variable for time series problems.

## Module Contents

### Classes Summary

<i>TimeSeriesFeaturizer</i>	Transformer that delays input features and target variable for time series problems.
-----------------------------	--

## Contents

**class** evalml.pipelines.components.transformers.preprocessing.time\_series\_featurizer.**TimeSeriesFeaturizer**

Transformer that delays input features and target variable for time series problems.

This component uses an algorithm based on the autocorrelation values of the target variable to determine which lags to select from the set of all possible lags.

The algorithm is based on the idea that the local maxima of the autocorrelation function indicate the lags that have the most impact on the present time.

The algorithm computes the autocorrelation values and finds the local maxima, called “peaks”, that are significant at the given `conf_level`. Since lags in the range  $[0, 10]$  tend to be predictive but not local maxima, the union of the peaks is taken with the significant lags in the range  $[0, 10]$ . At the end, only selected lags in the range  $[0, \text{max\_delay}]$  are used.

Parametrizing the algorithm by `conf_level` lets the `AutoMLAlgorithm` tune the set of lags chosen so that the chances of finding a good set of lags is higher.

Using `conf_level` value of 1 selects all possible lags.

## Parameters

- **time\_index** (*str*) – Name of the column containing the datetime information used to order the data. Ignored.
- **max\_delay** (*int*) – Maximum number of time units to delay each feature. Defaults to 2.
- **forecast\_horizon** (*int*) – The number of time periods the pipeline is expected to forecast.
- **conf\_level** (*float*) – Float in range (0, 1] that determines the confidence interval size used to select which lags to compute from the set of [1, max\_delay]. A delay of 1 will always be computed. If 1, selects all possible lags in the set of [1, max\_delay], inclusive.
- **rolling\_window\_size** (*float*) – Float in range (0, 1] that determines the size of the window used for rolling features. Size is computed as `rolling_window_size * max_delay`.
- **delay\_features** (*bool*) – Whether to delay the input features. Defaults to True.
- **delay\_target** (*bool*) – Whether to delay the target. Defaults to True.
- **gap** (*int*) – The number of time units between when the features are collected and when the target is collected. For example, if you are predicting the next time step's target, gap=1. This is only needed because when gap=0, we need to be sure to start the lagging of the target variable at 1. Defaults to 1.
- **random\_seed** (*int*) – Seed for the random number generator. This transformer performs the same regardless of the random seed provided.

## Attributes

<b>df_colname_prefix</b>	target_delay_{} }
<b>hyper-parameter_ranges</b>	Real(0.001, 1.0), “rolling_window_size”: Real(0.001, 1.0)}:type: {“conf_level”
<b>is_multiseries</b>	False
<b>modifies_features</b>	True
<b>modifies_target</b>	False
<b>name</b>	Time Series Featurizer
<b>needs_fitting</b>	True
<b>target_colname_prefix</b>	target_delay_{} }
<b>training_only</b>	False

## Methods



<code>clone</code>	Constructs a new component with the same parameters and random state.
<code>default_parameters</code>	Returns the default parameters for this component.
<code>describe</code>	Describe a component and its parameters.
<code>fit</code>	Fits the DelayFeatureTransformer.
<code>fit_transform</code>	Fit the component and transform the input data.
<code>load</code>	Loads component at file path.
<code>parameters</code>	Returns the parameters which were used to initialize the component.
<code>save</code>	Saves component at file path.
<code>transform</code>	Computes the delayed values and rolling means for X and y.
<code>update_parameters</code>	Updates the parameter dictionary of the component.

**clone(self)**

Constructs a new component with the same parameters and random state.

**Returns** A new instance of this component with identical parameters and random state.

**default\_parameters(cls)**

Returns the default parameters for this component.

Our convention is that `Component.default_parameters == Component().parameters`.

**Returns** Default parameters for this component.

**Return type** dict

**describe(self, print\_name=False, return\_dict=False)**

Describe a component and its parameters.

**Parameters**

- **print\_name** (*bool, optional*) – whether to print name of component
- **return\_dict** (*bool, optional*) – whether to return description as dictionary in the format {"name": name, "parameters": parameters}

**Returns** Returns dictionary if return\_dict is True, else None.

**Return type** None or dict

**fit(self, X, y=None)**

Fits the DelayFeatureTransformer.

**Parameters**

- **X** (*pd.DataFrame or np.ndarray*) – The input training data of shape [n\_samples, n\_features]
- **y** (*pd.Series, optional*) – The target training data of length [n\_samples]

**Returns** self

**Raises ValueError** – if self.time\_index is None

**fit\_transform(self, X, y=None)**

Fit the component and transform the input data.

**Parameters**

- **X** (*pd.DataFrame*) – Data to transform.
- **y** (*pd.Series*, or *None*) – Target.

**Returns** Transformed X.

**Return type** *pd.DataFrame*

**static load**(*file\_path*)

Loads component at file path.

**Parameters** **file\_path** (*str*) – Location to load file.

**Returns** *ComponentBase* object

**property parameters**(*self*)

Returns the parameters which were used to initialize the component.

**save**(*self*, *file\_path*, *pickle\_protocol=cloudpickle.DEFAULT\_PROTOCOL*)

Saves component at file path.

**Parameters**

- **file\_path** (*str*) – Location to save file.
- **pickle\_protocol** (*int*) – The pickle data stream format.

**transform**(*self*, *X*, *y=None*)

Computes the delayed values and rolling means for X and y.

The chosen delays are determined by the autocorrelation function of the target variable. See the class docstring for more information on how they are chosen. If y is None, all possible lags are chosen.

If y is not None, it will also compute the delayed values for the target variable.

The rolling means for all numeric features in X and y, if y is numeric, are also returned.

**Parameters**

- **X** (*pd.DataFrame* or *None*) – Data to transform. None is expected when only the target variable is being used.
- **y** (*pd.Series*, or *None*) – Target.

**Returns** Transformed X. No original features are returned.

**Return type** *pd.DataFrame*

**update\_parameters**(*self*, *update\_dict*, *reset\_fit=True*)

Updates the parameter dictionary of the component.

**Parameters**

- **update\_dict** (*dict*) – A dict of parameters to update.
- **reset\_fit** (*bool*, *optional*) – If True, will set *\_is\_fitted* to False.

## time\_series\_regularizer

Transformer that regularizes a dataset with an unferrable offset frequency for time series problems.

### Module Contents

#### Classes Summary

<i>TimeSeriesRegularizer</i>	Transformer that regularizes an inconsistently spaced datetime column.
------------------------------	--

### Contents

```
class evalml.pipelines.components.transformers.preprocessing.time_series_regularizer.TimeSeriesRegularizer
```

Transformer that regularizes an inconsistently spaced datetime column.

If X is passed in to fit/transform, the column *time\_index* will be checked for an inferrable offset frequency. If the *time\_index* column is perfectly inferrable then this Transformer will do nothing and return the original X and y.

If X does not have a perfectly inferrable frequency but one can be estimated, then X and y will be reformatted based on the estimated frequency for *time\_index*. In the original X and y passed: - Missing datetime values will be added and will have their corresponding columns in X and y set to None. - Duplicate datetime values will be dropped. - Extra datetime values will be dropped. - If it can be determined that a duplicate or extra value is misaligned, then it will be repositioned to take the place of a missing value.

This Transformer should be used before the *TimeSeriesImputer* in order to impute the missing values that were added to X and y (if passed).

#### Parameters

- **time\_index** (*string*) – Name of the column containing the datetime information used to order the data, required. Defaults to None.
- **frequency\_payload** (*tuple*) – Payload returned from Woodwork’s *infer\_frequency* function where *debug* is True. Defaults to None.
- **window\_length** (*int*) – The size of the rolling window over which inference is conducted to determine the prevalence of unferrable frequencies.
- **5.** (*Lower values make this component more sensitive to recognizing numerous faulty datetime values. Defaults to*) –
- **threshold** (*float*) – The minimum percentage of windows that need to have been able to infer a frequency. Lower values make this component more

- **0.8.** (sensitive to recognizing numerous faulty datetime values. Defaults to) –
- **random\_seed** (*int*) – Seed for the random number generator. This transformer performs the same regardless of the random seed provided.
- **0.** (Defaults to) –

**Raises** **ValueError** – if the frequency\_payload parameter has not been passed a tuple

#### Attributes

<b>hyper-parameter_ranges</b>	{}
<b>is_multiseries</b>	False
<b>modifies_features</b>	True
<b>modifies_target</b>	True
<b>name</b>	Time Series Regularizer
<b>training_only</b>	True

#### Methods

<i>clone</i>	Constructs a new component with the same parameters and random state.
<i>default_parameters</i>	Returns the default parameters for this component.
<i>describe</i>	Describe a component and its parameters.
<i>fit</i>	Fits the TimeSeriesRegularizer.
<i>fit_transform</i>	Fits on X and transforms X.
<i>load</i>	Loads component at file path.
<i>needs_fitting</i>	Returns boolean determining if component needs fitting before calling predict, predict_proba, transform, or feature_importances.
<i>parameters</i>	Returns the parameters which were used to initialize the component.
<i>save</i>	Saves component at file path.
<i>transform</i>	Regularizes a dataframe and target data to an in-ferrable offset frequency.
<i>update_parameters</i>	Updates the parameter dictionary of the component.

#### **clone**(*self*)

Constructs a new component with the same parameters and random state.

**Returns** A new instance of this component with identical parameters and random state.

#### **default\_parameters**(*cls*)

Returns the default parameters for this component.

Our convention is that `Component.default_parameters == Component().parameters`.

**Returns** Default parameters for this component.

**Return type** dict

**describe**(*self*, *print\_name=False*, *return\_dict=False*)

Describe a component and its parameters.

**Parameters**

- **print\_name** (*bool*, *optional*) – whether to print name of component
- **return\_dict** (*bool*, *optional*) – whether to return description as dictionary in the format {"name": name, "parameters": parameters}

**Returns** Returns dictionary if return\_dict is True, else None.

**Return type** None or dict

**fit**(*self*, *X*, *y=None*)

Fits the TimeSeriesRegularizer.

**Parameters**

- **X** (*pd.DataFrame*) – The input training data of shape [n\_samples, n\_features].
- **y** (*pd.Series*, *optional*) – The target training data of length [n\_samples].

**Returns** self

**Raises**

- **ValueError** – if self.time\_index is None, if X and y have different lengths, if *time\_index* in X does not have an offset frequency that can be estimated
- **TypeError** – if the *time\_index* column is not of type Datetime
- **KeyError** – if the *time\_index* column doesn't exist

**fit\_transform**(*self*, *X*, *y=None*)

Fits on X and transforms X.

**Parameters**

- **X** (*pd.DataFrame*) – Data to fit and transform.
- **y** (*pd.Series*) – Target data.

**Returns** Transformed X.

**Return type** pd.DataFrame

**Raises** **MethodPropertyNotFoundError** – If transformer does not have a transform method or a component\_obj that implements transform.

**static load**(*file\_path*)

Loads component at file path.

**Parameters** **file\_path** (*str*) – Location to load file.

**Returns** ComponentBase object

**needs\_fitting**(*self*)

Returns boolean determining if component needs fitting before calling predict, predict\_proba, transform, or feature\_importances.

This can be overridden to False for components that do not need to be fit or whose fit methods do nothing.

**Returns** True.

**property parameters**(*self*)

Returns the parameters which were used to initialize the component.

**save**(*self*, *file\_path*, *pickle\_protocol=cloudpickle.DEFAULT\_PROTOCOL*)

Saves component at file path.

**Parameters**

- **file\_path** (*str*) – Location to save file.
- **pickle\_protocol** (*int*) – The pickle data stream format.

**transform**(*self*, *X*, *y=None*)

Regularizes a dataframe and target data to an inferrable offset frequency.

A ‘clean’ *X* and *y* (if *y* was passed in) are created based on an inferrable offset frequency and matching datetime values with the original *X* and *y* are imputed into the clean *X* and *y*. Datetime values identified as misaligned are shifted into their appropriate position.

**Parameters**

- **X** (*pd.DataFrame*) – The input training data of shape [*n\_samples*, *n\_features*].
- **y** (*pd.Series*, *optional*) – The target training data of length [*n\_samples*].

**Returns** Data with an inferrable *time\_index* offset frequency.

**Return type** (*pd.DataFrame*, *pd.Series*)

**update\_parameters**(*self*, *update\_dict*, *reset\_fit=True*)

Updates the parameter dictionary of the component.

**Parameters**

- **update\_dict** (*dict*) – A dict of parameters to update.
- **reset\_fit** (*bool*, *optional*) – If True, will set *\_is\_fitted* to False.

**transform\_primitive\_components**

Components that extract features from the input data.

**Module Contents****Classes Summary**

---

<i>EmailFeaturizer</i>	Transformer that can automatically extract features from emails.
<i>URLFeaturizer</i>	Transformer that can automatically extract features from URL.

---

## Contents

`class evalml.pipelines.components.transformers.preprocessing.transform_primitive_components.EmailFeaturizer`

Transformer that can automatically extract features from emails.

**Parameters** `random_seed` (*int*) – Seed for the random number generator. Defaults to 0.

### Attributes

<b>hyper-parameter_ranges</b>	{}
<b>is_multiseries</b>	False
<b>modifies_features</b>	True
<b>modifies_target</b>	False
<b>name</b>	Email Featurizer
<b>training_only</b>	False

### Methods

<i>clone</i>	Constructs a new component with the same parameters and random state.
<i>default_parameters</i>	Returns the default parameters for this component.
<i>describe</i>	Describe a component and its parameters.
<i>fit</i>	Fits component to data.
<i>fit_transform</i>	Fits on X and transforms X.
<i>load</i>	Loads component at file path.
<i>needs_fitting</i>	Returns boolean determining if component needs fitting before calling predict, predict_proba, transform, or feature_importances.
<i>parameters</i>	Returns the parameters which were used to initialize the component.
<i>save</i>	Saves component at file path.
<i>transform</i>	Transforms data X.
<i>update_parameters</i>	Updates the parameter dictionary of the component.

#### `clone(self)`

Constructs a new component with the same parameters and random state.

**Returns** A new instance of this component with identical parameters and random state.

#### `default_parameters(cls)`

Returns the default parameters for this component.

Our convention is that `Component.default_parameters == Component().parameters`.

**Returns** Default parameters for this component.

**Return type** dict

**describe**(*self*, *print\_name=False*, *return\_dict=False*)

Describe a component and its parameters.

**Parameters**

- **print\_name** (*bool*, *optional*) – whether to print name of component
- **return\_dict** (*bool*, *optional*) – whether to return description as dictionary in the format {"name": name, "parameters": parameters}

**Returns** Returns dictionary if return\_dict is True, else None.

**Return type** None or dict

**fit**(*self*, *X*, *y=None*)

Fits component to data.

**Parameters**

- **X** (*pd.DataFrame*) – The input training data of shape [n\_samples, n\_features]
- **y** (*pd.Series*, *optional*) – The target training data of length [n\_samples]

**Returns** self

**Raises** **MethodPropertyNotFoundError** – If component does not have a fit method or a component\_obj that implements fit.

**fit\_transform**(*self*, *X*, *y=None*)

Fits on X and transforms X.

**Parameters**

- **X** (*pd.DataFrame*) – Data to fit and transform.
- **y** (*pd.Series*) – Target data.

**Returns** Transformed X.

**Return type** pd.DataFrame

**Raises** **MethodPropertyNotFoundError** – If transformer does not have a transform method or a component\_obj that implements transform.

**static load**(*file\_path*)

Loads component at file path.

**Parameters** **file\_path** (*str*) – Location to load file.

**Returns** ComponentBase object

**needs\_fitting**(*self*)

Returns boolean determining if component needs fitting before calling predict, predict\_proba, transform, or feature\_importances.

This can be overridden to False for components that do not need to be fit or whose fit methods do nothing.

**Returns** True.

**property parameters**(*self*)

Returns the parameters which were used to initialize the component.



**save**(*self*, *file\_path*, *pickle\_protocol*=*cloudpickle.DEFAULT\_PROTOCOL*)

Saves component at file path.

**Parameters**

- **file\_path** (*str*) – Location to save file.
- **pickle\_protocol** (*int*) – The pickle data stream format.

**transform**(*self*, *X*, *y=None*)

Transforms data X.

**Parameters**

- **X** (*pd.DataFrame*) – Data to transform.
- **y** (*pd.Series*, *optional*) – Target data.

**Returns** Transformed X

**Return type** *pd.DataFrame*

**Raises** **MethodPropertyNotFoundError** – If transformer does not have a transform method or a *component\_obj* that implements transform.

**update\_parameters**(*self*, *update\_dict*, *reset\_fit=True*)

Updates the parameter dictionary of the component.

**Parameters**

- **update\_dict** (*dict*) – A dict of parameters to update.
- **reset\_fit** (*bool*, *optional*) – If True, will set *\_is\_fitted* to False.

**class** `evalml.pipelines.components.transformers.preprocessing.transform_primitive_components.URLFeaturizer`

Transformer that can automatically extract features from URL.

**Parameters** **random\_seed** (*int*) – Seed for the random number generator. Defaults to 0.

**Attributes**

<b>hyper-parameter_ranges</b>	{ }
<b>is_multiseries</b>	False
<b>modifies_features</b>	True
<b>modifies_target</b>	False
<b>name</b>	URL Featurizer
<b>training_only</b>	False

**Methods**

<code>clone</code>	Constructs a new component with the same parameters and random state.
<code>default_parameters</code>	Returns the default parameters for this component.
<code>describe</code>	Describe a component and its parameters.
<code>fit</code>	Fits component to data.
<code>fit_transform</code>	Fits on X and transforms X.
<code>load</code>	Loads component at file path.
<code>needs_fitting</code>	Returns boolean determining if component needs fitting before calling predict, predict_proba, transform, or feature_importances.
<code>parameters</code>	Returns the parameters which were used to initialize the component.
<code>save</code>	Saves component at file path.
<code>transform</code>	Transforms data X.
<code>update_parameters</code>	Updates the parameter dictionary of the component.

**clone(self)**

Constructs a new component with the same parameters and random state.

**Returns** A new instance of this component with identical parameters and random state.

**default\_parameters(cls)**

Returns the default parameters for this component.

Our convention is that `Component.default_parameters == Component().parameters`.

**Returns** Default parameters for this component.

**Return type** dict

**describe(self, print\_name=False, return\_dict=False)**

Describe a component and its parameters.

**Parameters**

- **print\_name** (*bool, optional*) – whether to print name of component
- **return\_dict** (*bool, optional*) – whether to return description as dictionary in the format {"name": name, "parameters": parameters}

**Returns** Returns dictionary if return\_dict is True, else None.

**Return type** None or dict

**fit(self, X, y=None)**

Fits component to data.

**Parameters**

- **X** (*pd.DataFrame*) – The input training data of shape [n\_samples, n\_features]
- **y** (*pd.Series, optional*) – The target training data of length [n\_samples]

**Returns** self

**Raises** **MethodPropertyNotFoundError** – If component does not have a fit method or a component\_obj that implements fit.

**fit\_transform**(*self*, *X*, *y=None*)

Fits on *X* and transforms *X*.

**Parameters**

- **X** (*pd.DataFrame*) – Data to fit and transform.
- **y** (*pd.Series*) – Target data.

**Returns** Transformed *X*.

**Return type** *pd.DataFrame*

**Raises** **MethodPropertyNotFoundError** – If transformer does not have a transform method or a *component\_obj* that implements transform.

**static load**(*file\_path*)

Loads component at file path.

**Parameters** **file\_path** (*str*) – Location to load file.

**Returns** *ComponentBase* object

**needs\_fitting**(*self*)

Returns boolean determining if component needs fitting before calling *predict*, *predict\_proba*, *transform*, or *feature\_importances*.

This can be overridden to *False* for components that do not need to be fit or whose fit methods do nothing.

**Returns** *True*.

**property parameters**(*self*)

Returns the parameters which were used to initialize the component.

**save**(*self*, *file\_path*, *pickle\_protocol=cloudpickle.DEFAULT\_PROTOCOL*)

Saves component at file path.

**Parameters**

- **file\_path** (*str*) – Location to save file.
- **pickle\_protocol** (*int*) – The pickle data stream format.

**transform**(*self*, *X*, *y=None*)

Transforms data *X*.

**Parameters**

- **X** (*pd.DataFrame*) – Data to transform.
- **y** (*pd.Series*, *optional*) – Target data.

**Returns** Transformed *X*

**Return type** *pd.DataFrame*

**Raises** **MethodPropertyNotFoundError** – If transformer does not have a transform method or a *component\_obj* that implements transform.

**update\_parameters**(*self*, *update\_dict*, *reset\_fit=True*)

Updates the parameter dictionary of the component.

**Parameters**

- **update\_dict** (*dict*) – A dict of parameters to update.
- **reset\_fit** (*bool*, *optional*) – If *True*, will set *\_is\_fitted* to *False*.

## Package Contents

### Classes Summary

<i>DateTimeFeaturizer</i>	Transformer that can automatically extract features from datetime columns.
<i>Decomposer</i>	Component that removes trends and seasonality from time series and returns the decomposed components.
<i>DFSTransformer</i>	Featuretools DFS component that generates features for the input features.
<i>DropNaNRowsTransformer</i>	Transformer to drop rows with NaN values.
<i>DropNullColumns</i>	Transformer to drop features whose percentage of NaN values exceeds a specified threshold.
<i>DropRowsTransformer</i>	Transformer to drop rows specified by row indices.
<i>EmailFeaturizer</i>	Transformer that can automatically extract features from emails.
<i>LogTransformer</i>	Applies a log transformation to the target data.
<i>LSA</i>	Transformer to calculate the Latent Semantic Analysis Values of text input.
<i>NaturalLanguageFeaturizer</i>	Transformer that can automatically featurize text columns using featuretools' nlp_primitives.
<i>PolynomialDecomposer</i>	Removes trends and seasonality from time series by fitting a polynomial and moving average to the data.
<i>ReplaceNullableTypes</i>	Transformer to replace features with the new nullable dtypes with a dtype that is compatible in EvalML.
<i>STLDecomposer</i>	Removes trends and seasonality from time series using the STL algorithm.
<i>TextTransformer</i>	Base class for all transformers working with text features.
<i>TimeSeriesFeaturizer</i>	Transformer that delays input features and target variable for time series problems.
<i>TimeSeriesRegularizer</i>	Transformer that regularizes an inconsistently spaced datetime column.
<i>URLFeaturizer</i>	Transformer that can automatically extract features from URL.

### Contents

```
class evalml.pipelines.components.transformers.preprocessing.DateTimeFeaturizer(features_to_extract=None,
en-
code_as_categories=False,
time_index=None,
ran-
dom_seed=0,
**kwargs)
```

Transformer that can automatically extract features from datetime columns.

#### Parameters

- **features\_to\_extract** (*list*) – List of features to extract. Valid options include “year”, “month”, “day\_of\_week”, “hour”. Defaults to None.

- **encode\_as\_categories** (*bool*) – Whether day-of-week and month features should be encoded as pandas “category” dtype. This allows OneHotEncoders to encode these features. Defaults to False.
- **time\_index** (*str*) – Name of the column containing the datetime information used to order the data. Ignored.
- **random\_seed** (*int*) – Seed for the random number generator. Defaults to 0.

#### Attributes

<b>hyper-parameter_ranges</b>	{}
<b>is_multiseries</b>	False
<b>modifies_features</b>	True
<b>modifies_target</b>	False
<b>name</b>	DateTime Featurizer
<b>training_only</b>	False

#### Methods

<i>clone</i>	Constructs a new component with the same parameters and random state.
<i>default_parameters</i>	Returns the default parameters for this component.
<i>describe</i>	Describe a component and its parameters.
<i>fit</i>	Fit the datetime featurizer component.
<i>fit_transform</i>	Fits on X and transforms X.
<i>get_feature_names</i>	Gets the categories of each datetime feature.
<i>load</i>	Loads component at file path.
<i>needs_fitting</i>	Returns boolean determining if component needs fitting before calling predict, predict_proba, transform, or feature_importances.
<i>parameters</i>	Returns the parameters which were used to initialize the component.
<i>save</i>	Saves component at file path.
<i>transform</i>	Transforms data X by creating new features using existing DateTime columns, and then dropping those DateTime columns.
<i>update_parameters</i>	Updates the parameter dictionary of the component.

#### **clone**(*self*)

Constructs a new component with the same parameters and random state.

**Returns** A new instance of this component with identical parameters and random state.

#### **default\_parameters**(*cls*)

Returns the default parameters for this component.

Our convention is that `Component.default_parameters == Component().parameters`.

**Returns** Default parameters for this component.

**Return type** dict

**describe**(*self*, *print\_name=False*, *return\_dict=False*)

Describe a component and its parameters.

**Parameters**

- **print\_name** (*bool*, *optional*) – whether to print name of component
- **return\_dict** (*bool*, *optional*) – whether to return description as dictionary in the format {"name": name, "parameters": parameters}

**Returns** Returns dictionary if return\_dict is True, else None.

**Return type** None or dict

**fit**(*self*, *X*, *y=None*)

Fit the datetime featurizer component.

**Parameters**

- **X** (*pd.DataFrame*) – Input features.
- **y** (*pd.Series*, *optional*) – Target data. Ignored.

**Returns** self

**fit\_transform**(*self*, *X*, *y=None*)

Fits on X and transforms X.

**Parameters**

- **X** (*pd.DataFrame*) – Data to fit and transform.
- **y** (*pd.Series*) – Target data.

**Returns** Transformed X.

**Return type** pd.DataFrame

**Raises** **MethodPropertyNotFoundError** – If transformer does not have a transform method or a component\_obj that implements transform.

**get\_feature\_names**(*self*)

Gets the categories of each datetime feature.

**Returns**

**Dictionary, where each key-value pair is a column name and a dictionary mapping the unique feature values to their integer encoding.**

**Return type** dict

**static load**(*file\_path*)

Loads component at file path.

**Parameters** **file\_path** (*str*) – Location to load file.

**Returns** ComponentBase object

**needs\_fitting**(*self*)

Returns boolean determining if component needs fitting before calling predict, predict\_proba, transform, or feature\_importances.

This can be overridden to False for components that do not need to be fit or whose fit methods do nothing.

**Returns** True.

**property** `parameters(self)`

Returns the parameters which were used to initialize the component.

**save**(*self*, *file\_path*, *pickle\_protocol=cloudpickle.DEFAULT\_PROTOCOL*)

Saves component at file path.

#### Parameters

- **file\_path** (*str*) – Location to save file.
- **pickle\_protocol** (*int*) – The pickle data stream format.

**transform**(*self*, *X*, *y=None*)

Transforms data *X* by creating new features using existing DateTime columns, and then dropping those DateTime columns.

#### Parameters

- **X** (*pd.DataFrame*) – Input features.
- **y** (*pd.Series*, *optional*) – Ignored.

**Returns** Transformed *X*

**Return type** *pd.DataFrame*

**update\_parameters**(*self*, *update\_dict*, *reset\_fit=True*)

Updates the parameter dictionary of the component.

#### Parameters

- **update\_dict** (*dict*) – A dict of parameters to update.
- **reset\_fit** (*bool*, *optional*) – If True, will set *\_is\_fitted* to False.

```
class evalml.pipelines.components.transformers.preprocessing.Decomposer(component_obj=None,
                                                                    random_seed: int = 0,
                                                                    degree: int = 1,
                                                                    period: int = - 1,
                                                                    seasonal_smoother:
                                                                    int = 7, time_index:
                                                                    str = None, **kwargs)
```

Component that removes trends and seasonality from time series and returns the decomposed components.

#### Parameters

- **parameters** (*dict*) – Dictionary of parameters to pass to component object.
- **component\_obj** (*class*) – Instance of a detrender/deseasonalizer class.
- **random\_seed** (*int*) – Seed for the random number generator. Defaults to 0.
- **degree** (*int*) – Currently the degree of the PolynomialDecomposer, not used for STLDecomposer.
- **period** (*int*) – The best guess, in units, for the period of the seasonal signal.
- **seasonal\_smoother** (*int*) – The seasonal smoothing parameter for STLDecomposer, not used for PolynomialDecomposer.
- **time\_index** (*str*) – The column name of the feature matrix (*X*) that the datetime information should be pulled from.

### Attributes

<b>hyper-parameter_ranges</b>	None
<b>invalid_frequencies</b>	[]
<b>is_multiseries</b>	False
<b>modifies_features</b>	False
<b>modifies_target</b>	True
<b>name</b>	Decomposer
<b>needs_fitting</b>	True
<b>training_only</b>	False

### Methods

<i>clone</i>	Constructs a new component with the same parameters and random state.
<i>default_parameters</i>	Returns the default parameters for this component.
<i>describe</i>	Describe a component and its parameters.
<i>determine_periodicity</i>	Function that uses autocorrelative methods to determine the likely most significant period of the seasonal signal.
<i>fit</i>	Fits component to data.
<i>fit_transform</i>	Removes fitted trend and seasonality from target variable.
<i>get_trend_dataframe</i>	Return a list of dataframes, each with 3 columns: trend, seasonality, residual.
<i>inverse_transform</i>	Add the trend + seasonality back to y.
<i>is_freq_valid</i>	Determines if the given string represents a valid frequency for this decomposer.
<i>load</i>	Loads component at file path.
<i>parameters</i>	Returns the parameters which were used to initialize the component.
<i>plot_decomposition</i>	Plots the decomposition of the target signal.
<i>save</i>	Saves component at file path.
<i>set_period</i>	Function to set the component's seasonal period based on the target's seasonality.
<i>transform</i>	Transforms data X.
<i>update_parameters</i>	Updates the parameter dictionary of the component.

#### **clone**(*self*)

Constructs a new component with the same parameters and random state.

**Returns** A new instance of this component with identical parameters and random state.

#### **default\_parameters**(*cls*)

Returns the default parameters for this component.

Our convention is that `Component.default_parameters == Component().parameters`.



**Returns** Default parameters for this component.

**Return type** dict

**describe**(*self*, *print\_name=False*, *return\_dict=False*)

Describe a component and its parameters.

**Parameters**

- **print\_name** (*bool*, *optional*) – whether to print name of component
- **return\_dict** (*bool*, *optional*) – whether to return description as dictionary in the format {"name": name, "parameters": parameters}

**Returns** Returns dictionary if return\_dict is True, else None.

**Return type** None or dict

**classmethod determine\_periodicity**(*cls*, *X: pandas.DataFrame*, *y: pandas.Series*, *acf\_threshold: float = 0.01*, *rel\_max\_order: int = 5*)

Function that uses autocorrelative methods to determine the likely most significant period of the seasonal signal.

**Parameters**

- **X** (*pandas.DataFrame*) – The feature data of the time series problem.
- **y** (*pandas.Series*) – The target data of a time series problem.
- **acf\_threshold** (*float*) – The threshold for the autocorrelation function to determine the period. Any values below the threshold are considered to be 0 and will not be considered for the period. Defaults to 0.01.
- **rel\_max\_order** (*int*) – The order of the relative maximum to determine the period. Defaults to 5.

**Returns**

**The integer number of entries in time series data over which the seasonal part of the target data repeats.** If the time series data is in days, then this is the number of days that it takes the target's seasonal signal to repeat. Note: the target data can contain multiple seasonal signals. This function will only return the stronger. E.g. if the target has both weekly and yearly seasonality, the function may return either "7" or "365", depending on which seasonality is more strongly autocorrelated. If no period is detected, returns None.

**Return type** int

**fit**(*self*, *X*, *y=None*)

Fits component to data.

**Parameters**

- **X** (*pd.DataFrame*) – The input training data of shape [n\_samples, n\_features]
- **y** (*pd.Series*, *optional*) – The target training data of length [n\_samples]

**Returns** self

**Raises** **MethodPropertyNotFoundError** – If component does not have a fit method or a component\_obj that implements fit.

**fit\_transform**(*self*, *X: pandas.DataFrame*, *y: pandas.Series = None*) → tuple[pandas.DataFrame, pandas.Series]

Removes fitted trend and seasonality from target variable.

#### Parameters

- **X** (*pd.DataFrame*, *optional*) – Ignored.
- **y** (*pd.Series*) – Target variable to detrend and deseasonalize.

#### Returns

**The first element are the input features returned without modification.** The second element is the target variable *y* with the fitted trend removed.

**Return type** tuple of *pd.DataFrame*, *pd.Series*

**abstract** `get_trend_dataframe(self, y: pandas.Series)`

Return a list of dataframes, each with 3 columns: trend, seasonality, residual.

**abstract** `inverse_transform(self, y: pandas.Series)`

Add the trend + seasonality back to *y*.

**classmethod** `is_freq_valid(cls, freq: str)`

Determines if the given string represents a valid frequency for this decomposer.

**Parameters** **freq** (*str*) – A frequency to validate. See the pandas docs at [https://pandas.pydata.org/pandas-docs/stable/user\\_guide/timeseries.html#offset-aliases](https://pandas.pydata.org/pandas-docs/stable/user_guide/timeseries.html#offset-aliases) for options.

**Returns** boolean representing whether the frequency is valid or not.

**static** `load(file_path)`

Loads component at file path.

**Parameters** **file\_path** (*str*) – Location to load file.

**Returns** *ComponentBase* object

**property** `parameters(self)`

Returns the parameters which were used to initialize the component.

**plot\_decomposition**(*self*, *X*: *pandas.DataFrame*, *y*: *pandas.Series*, *show*: *bool* = *False*) → *tuple*[*matplotlib.pyplot.Figure*, *list*]

Plots the decomposition of the target signal.

#### Parameters

- **X** (*pd.DataFrame*) – Input data with time series data in index.
- **y** (*pd.Series* or *pd.DataFrame*) – Target variable data provided as a Series for univariate problems or a DataFrame for multivariate problems.
- **show** (*bool*) – Whether to display the plot or not. Defaults to False.

#### Returns

**The figure and axes that have the decompositions** plotted on them

**Return type** *matplotlib.pyplot.Figure*, *list*[*matplotlib.pyplot.Axes*]

**save**(*self*, *file\_path*, *pickle\_protocol*=*cloudpickle.DEFAULT\_PROTOCOL*)

Saves component at file path.

#### Parameters

- **file\_path** (*str*) – Location to save file.
- **pickle\_protocol** (*int*) – The pickle data stream format.

**set\_period**(*self*, *X*: *pandas.DataFrame*, *y*: *pandas.Series*, *acf\_threshold*: *float* = 0.01, *rel\_max\_order*: *int* = 5)

Function to set the component's seasonal period based on the target's seasonality.

#### Parameters

- **X** (*pandas.DataFrame*) – The feature data of the time series problem.
- **y** (*pandas.Series*) – The target data of a time series problem.
- **acf\_threshold** (*float*) – The threshold for the autocorrelation function to determine the period. Any values below the threshold are considered to be 0 and will not be considered for the period. Defaults to 0.01.
- **rel\_max\_order** (*int*) – The order of the relative maximum to determine the period. Defaults to 5.

**abstract transform**(*self*, *X*, *y=None*)

Transforms data X.

#### Parameters

- **X** (*pd.DataFrame*) – Data to transform.
- **y** (*pd.Series*, *optional*) – Target data.

**Returns** Transformed X

**Return type** *pd.DataFrame*

**Raises** **MethodPropertyNotFoundError** – If transformer does not have a transform method or a *component\_obj* that implements transform.

**update\_parameters**(*self*, *update\_dict*, *reset\_fit=True*)

Updates the parameter dictionary of the component.

#### Parameters

- **update\_dict** (*dict*) – A dict of parameters to update.
- **reset\_fit** (*bool*, *optional*) – If True, will set *\_is\_fitted* to False.

```
class evalml.pipelines.components.transformers.preprocessing.DFSTransformer(index='index',
                                                                           features=None,
                                                                           random_seed=0,
                                                                           **kwargs)
```

Featuretools DFS component that generates features for the input features.

#### Parameters

- **index** (*string*) – The name of the column that contains the indices. If no column with this name exists, then *featuretools.EntitySet()* creates a column with this name to serve as the index column. Defaults to 'index'.
- **random\_seed** (*int*) – Seed for the random number generator. Defaults to 0.
- **features** (*list*) – List of features to run DFS on. Defaults to None. Features will only be computed if the columns used by the feature exist in the input and if the feature itself is not in input. If features is an empty list, no transformation will occur to inputted data.

#### Attributes

<b>hyper-parameter_ranges</b>	{}
<b>is_multiseries</b>	False
<b>modifies_features</b>	True
<b>modifies_target</b>	False
<b>name</b>	DFS Transformer
<b>training_only</b>	False

## Methods

<i>clone</i>	Constructs a new component with the same parameters and random state.
<i>contains_pre_existing_features</i>	Determines whether or not features from a DFS Transformer match pipeline input features.
<i>default_parameters</i>	Returns the default parameters for this component.
<i>describe</i>	Describe a component and its parameters.
<i>fit</i>	Fits the DFSTransformer Transformer component.
<i>fit_transform</i>	Fits on X and transforms X.
<i>load</i>	Loads component at file path.
<i>needs_fitting</i>	Returns boolean determining if component needs fitting before calling predict, predict_proba, transform, or feature_importances.
<i>parameters</i>	Returns the parameters which were used to initialize the component.
<i>save</i>	Saves component at file path.
<i>transform</i>	Computes the feature matrix for the input X using featuretools' dfs algorithm.
<i>update_parameters</i>	Updates the parameter dictionary of the component.

### **clone**(self)

Constructs a new component with the same parameters and random state.

**Returns** A new instance of this component with identical parameters and random state.

**static contains\_pre\_existing\_features**(dfs\_features: Optional[List[featuretools.feature\_base.FeatureBase]], input\_feature\_names: List[str], target: Optional[str] = None)

Determines whether or not features from a DFS Transformer match pipeline input features.

### Parameters

- **dfs\_features** (Optional[List[FeatureBase]]) – List of features output from a DFS Transformer.
- **input\_feature\_names** (List[str]) – List of input features into the DFS Transformer.
- **target** (Optional[str]) – The target whose values we are trying to predict. This is used to know which column to ignore if the target column is present in the list of features in the DFS Transformer's parameters.

**default\_parameters(*cls*)**

Returns the default parameters for this component.

Our convention is that `Component.default_parameters == Component().parameters`.

**Returns** Default parameters for this component.

**Return type** dict

**describe(*self*, *print\_name=False*, *return\_dict=False*)**

Describe a component and its parameters.

**Parameters**

- **print\_name** (*bool*, *optional*) – whether to print name of component
- **return\_dict** (*bool*, *optional*) – whether to return description as dictionary in the format {"name": name, "parameters": parameters}

**Returns** Returns dictionary if `return_dict` is `True`, else `None`.

**Return type** `None` or dict

**fit(*self*, *X*, *y=None*)**

Fits the DFSTransformer Transformer component.

**Parameters**

- **X** (*pd.DataFrame*, *np.array*) – The input data to transform, of shape `[n_samples, n_features]`.
- **y** (*pd.Series*) – The target training data of length `[n_samples]`.

**Returns** `self`

**fit\_transform(*self*, *X*, *y=None*)**

Fits on `X` and transforms `X`.

**Parameters**

- **X** (*pd.DataFrame*) – Data to fit and transform.
- **y** (*pd.Series*) – Target data.

**Returns** Transformed `X`.

**Return type** `pd.DataFrame`

**Raises** **MethodPropertyNotFoundError** – If transformer does not have a transform method or a `component_obj` that implements transform.

**static load(*file\_path*)**

Loads component at file path.

**Parameters** **file\_path** (*str*) – Location to load file.

**Returns** ComponentBase object

**needs\_fitting(*self*)**

Returns boolean determining if component needs fitting before calling `predict`, `predict_proba`, `transform`, or `feature_importances`.

This can be overridden to `False` for components that do not need to be fit or whose fit methods do nothing.

**Returns** `True`.

**property** `parameters(self)`

Returns the parameters which were used to initialize the component.

**save**(*self*, *file\_path*, *pickle\_protocol*=*cloudpickle.DEFAULT\_PROTOCOL*)

Saves component at file path.

**Parameters**

- **file\_path** (*str*) – Location to save file.
- **pickle\_protocol** (*int*) – The pickle data stream format.

**transform**(*self*, *X*, *y*=*None*)

Computes the feature matrix for the input *X* using featuretools’ dfs algorithm.

**Parameters**

- **X** (*pd.DataFrame* or *np.ndarray*) – The input training data to transform. Has shape [n\_samples, n\_features]
- **y** (*pd.Series*, *optional*) – Ignored.

**Returns** Feature matrix

**Return type** *pd.DataFrame*

**update\_parameters**(*self*, *update\_dict*, *reset\_fit*=*True*)

Updates the parameter dictionary of the component.

**Parameters**

- **update\_dict** (*dict*) – A dict of parameters to update.
- **reset\_fit** (*bool*, *optional*) – If True, will set *\_is\_fitted* to False.

**class** `evalml.pipelines.components.transformers.preprocessing.DropNaNRowsTransformer`(*parameters*=*None*,  
*com-*  
*po-*  
*nent\_obj*=*None*,  
*ran-*  
*dom\_seed*=0,  
*\*\*kwargs*)

Transformer to drop rows with NaN values.

**Parameters** **random\_seed** (*int*) – Seed for the random number generator. Is not used by this component. Defaults to 0.

**Attributes**

<b>hyper-parameter_ranges</b>	{}
<b>is_multiseries</b>	False
<b>modifies_features</b>	True
<b>modifies_target</b>	True
<b>name</b>	Drop NaN Rows Transformer
<b>training_only</b>	False

**Methods**

<code>clone</code>	Constructs a new component with the same parameters and random state.
<code>default_parameters</code>	Returns the default parameters for this component.
<code>describe</code>	Describe a component and its parameters.
<code>fit</code>	Fits component to data.
<code>fit_transform</code>	Fits on X and transforms X.
<code>load</code>	Loads component at file path.
<code>needs_fitting</code>	Returns boolean determining if component needs fitting before calling predict, predict_proba, transform, or feature_importances.
<code>parameters</code>	Returns the parameters which were used to initialize the component.
<code>save</code>	Saves component at file path.
<code>transform</code>	Transforms data using fitted component.
<code>update_parameters</code>	Updates the parameter dictionary of the component.

**clone(self)**

Constructs a new component with the same parameters and random state.

**Returns** A new instance of this component with identical parameters and random state.

**default\_parameters(cls)**

Returns the default parameters for this component.

Our convention is that `Component.default_parameters == Component().parameters`.

**Returns** Default parameters for this component.

**Return type** dict

**describe(self, print\_name=False, return\_dict=False)**

Describe a component and its parameters.

**Parameters**

- **print\_name** (*bool, optional*) – whether to print name of component
- **return\_dict** (*bool, optional*) – whether to return description as dictionary in the format {"name": name, "parameters": parameters}

**Returns** Returns dictionary if return\_dict is True, else None.

**Return type** None or dict

**fit(self, X, y=None)**

Fits component to data.

**Parameters**

- **X** (*pd.DataFrame*) – The input training data of shape [n\_samples, n\_features].
- **y** (*pd.Series, optional*) – The target training data of length [n\_samples].

**Returns** self

**fit\_transform(self, X, y=None)**

Fits on X and transforms X.

**Parameters**

- **X** (*pd.DataFrame*) – Data to fit and transform.
- **y** (*pd.Series*) – Target data.

**Returns** Transformed X.

**Return type** *pd.DataFrame*

**Raises** **MethodPropertyNotFoundError** – If transformer does not have a transform method or a `component_obj` that implements transform.

**static load**(*file\_path*)

Loads component at file path.

**Parameters** **file\_path** (*str*) – Location to load file.

**Returns** *ComponentBase* object

**needs\_fitting**(*self*)

Returns boolean determining if component needs fitting before calling `predict`, `predict_proba`, `transform`, or `feature_importances`.

This can be overridden to False for components that do not need to be fit or whose fit methods do nothing.

**Returns** True.

**property parameters**(*self*)

Returns the parameters which were used to initialize the component.

**save**(*self, file\_path, pickle\_protocol=cloudpickle.DEFAULT\_PROTOCOL*)

Saves component at file path.

**Parameters**

- **file\_path** (*str*) – Location to save file.
- **pickle\_protocol** (*int*) – The pickle data stream format.

**transform**(*self, X, y=None*)

Transforms data using fitted component.

**Parameters**

- **X** (*pd.DataFrame*) – Features.
- **y** (*pd.Series, optional*) – Target data.

**Returns** Data with NaN rows dropped.

**Return type** (*pd.DataFrame, pd.Series*)

**update\_parameters**(*self, update\_dict, reset\_fit=True*)

Updates the parameter dictionary of the component.

**Parameters**

- **update\_dict** (*dict*) – A dict of parameters to update.
- **reset\_fit** (*bool, optional*) – If True, will set `_is_fitted` to False.

**class** `evalml.pipelines.components.transformers.preprocessing.DropNullColumns`(*pct\_null\_threshold=1.0, random\_seed=0, \*\*kwargs*)

Transformer to drop features whose percentage of NaN values exceeds a specified threshold.



**Parameters**

- **pct\_null\_threshold** (*float*) – The percentage of NaN values in an input feature to drop. Must be a value between [0, 1] inclusive. If equal to 0.0, will drop columns with any null values. If equal to 1.0, will drop columns with all null values. Defaults to 0.95.
- **random\_seed** (*int*) – Seed for the random number generator. Defaults to 0.

**Attributes**

<b>hyper-parameter_ranges</b>	{}
<b>is_multiseries</b>	False
<b>modifies_features</b>	True
<b>modifies_target</b>	False
<b>name</b>	Drop Null Columns Transformer
<b>training_only</b>	False

**Methods**

<i>clone</i>	Constructs a new component with the same parameters and random state.
<i>default_parameters</i>	Returns the default parameters for this component.
<i>describe</i>	Describe a component and its parameters.
<i>fit</i>	Fits component to data.
<i>fit_transform</i>	Fits on X and transforms X.
<i>load</i>	Loads component at file path.
<i>needs_fitting</i>	Returns boolean determining if component needs fitting before calling predict, predict_proba, transform, or feature_importances.
<i>parameters</i>	Returns the parameters which were used to initialize the component.
<i>save</i>	Saves component at file path.
<i>transform</i>	Transforms data X by dropping columns that exceed the threshold of null values.
<i>update_parameters</i>	Updates the parameter dictionary of the component.

**clone(self)**

Constructs a new component with the same parameters and random state.

**Returns** A new instance of this component with identical parameters and random state.

**default\_parameters(cls)**

Returns the default parameters for this component.

Our convention is that `Component.default_parameters == Component().parameters`.

**Returns** Default parameters for this component.

**Return type** dict

**describe**(*self*, *print\_name=False*, *return\_dict=False*)

Describe a component and its parameters.

**Parameters**

- **print\_name** (*bool*, *optional*) – whether to print name of component
- **return\_dict** (*bool*, *optional*) – whether to return description as dictionary in the format {"name": name, "parameters": parameters}

**Returns** Returns dictionary if return\_dict is True, else None.

**Return type** None or dict

**fit**(*self*, *X*, *y=None*)

Fits component to data.

**Parameters**

- **X** (*pd.DataFrame*) – The input training data of shape [n\_samples, n\_features].
- **y** (*pd.Series*, *optional*) – The target training data of length [n\_samples].

**Returns** *self*

**fit\_transform**(*self*, *X*, *y=None*)

Fits on X and transforms X.

**Parameters**

- **X** (*pd.DataFrame*) – Data to fit and transform.
- **y** (*pd.Series*) – Target data.

**Returns** Transformed X.

**Return type** *pd.DataFrame*

**Raises** **MethodPropertyNotFoundError** – If transformer does not have a transform method or a component\_obj that implements transform.

**static load**(*file\_path*)

Loads component at file path.

**Parameters** **file\_path** (*str*) – Location to load file.

**Returns** ComponentBase object

**needs\_fitting**(*self*)

Returns boolean determining if component needs fitting before calling predict, predict\_proba, transform, or feature\_importances.

This can be overridden to False for components that do not need to be fit or whose fit methods do nothing.

**Returns** True.

**property parameters**(*self*)

Returns the parameters which were used to initialize the component.

**save**(*self*, *file\_path*, *pickle\_protocol=cloudpickle.DEFAULT\_PROTOCOL*)

Saves component at file path.

**Parameters**

- **file\_path** (*str*) – Location to save file.

- **pickle\_protocol** (*int*) – The pickle data stream format.

**transform**(*self*, *X*, *y=None*)

Transforms data *X* by dropping columns that exceed the threshold of null values.

**Parameters**

- **X** (*pd.DataFrame*) – Data to transform
- **y** (*pd.Series*, *optional*) – Ignored.

**Returns** Transformed *X*

**Return type** *pd.DataFrame*

**update\_parameters**(*self*, *update\_dict*, *reset\_fit=True*)

Updates the parameter dictionary of the component.

**Parameters**

- **update\_dict** (*dict*) – A dict of parameters to update.
- **reset\_fit** (*bool*, *optional*) – If True, will set *\_is\_fitted* to False.

**class** evalml.pipelines.components.transformers.preprocessing.**DropRowsTransformer**(*indices\_to\_drop=None*,  
*random\_seed=0*)

Transformer to drop rows specified by row indices.

**Parameters**

- **indices\_to\_drop** (*list*) – List of indices to drop in the input data. Defaults to None.
- **random\_seed** (*int*) – Seed for the random number generator. Is not used by this component. Defaults to 0.

**Attributes**

<b>hyper-parameter_ranges</b>	{}
<b>is_multiseries</b>	False
<b>modifies_features</b>	True
<b>modifies_target</b>	True
<b>name</b>	Drop Rows Transformer
<b>training_only</b>	True

**Methods**

<code>clone</code>	Constructs a new component with the same parameters and random state.
<code>default_parameters</code>	Returns the default parameters for this component.
<code>describe</code>	Describe a component and its parameters.
<code>fit</code>	Fits component to data.
<code>fit_transform</code>	Fits on X and transforms X.
<code>load</code>	Loads component at file path.
<code>needs_fitting</code>	Returns boolean determining if component needs fitting before calling predict, predict_proba, transform, or feature_importances.
<code>parameters</code>	Returns the parameters which were used to initialize the component.
<code>save</code>	Saves component at file path.
<code>transform</code>	Transforms data using fitted component.
<code>update_parameters</code>	Updates the parameter dictionary of the component.

**clone**(*self*)

Constructs a new component with the same parameters and random state.

**Returns** A new instance of this component with identical parameters and random state.

**default\_parameters**(*cls*)

Returns the default parameters for this component.

Our convention is that `Component.default_parameters == Component().parameters`.

**Returns** Default parameters for this component.

**Return type** dict

**describe**(*self*, *print\_name=False*, *return\_dict=False*)

Describe a component and its parameters.

**Parameters**

- **print\_name** (*bool*, *optional*) – whether to print name of component
- **return\_dict** (*bool*, *optional*) – whether to return description as dictionary in the format {"name": name, "parameters": parameters}

**Returns** Returns dictionary if `return_dict` is True, else None.

**Return type** None or dict

**fit**(*self*, *X*, *y=None*)

Fits component to data.

**Parameters**

- **X** (*pd.DataFrame*) – The input training data of shape [n\_samples, n\_features].
- **y** (*pd.Series*, *optional*) – The target training data of length [n\_samples].

**Returns** self

**Raises** **ValueError** – If indices to drop do not exist in input features or target.

**fit\_transform**(*self*, *X*, *y=None*)

Fits on X and transforms X.

**Parameters**

- **X** (*pd.DataFrame*) – Data to fit and transform.
- **y** (*pd.Series*) – Target data.

**Returns** Transformed X.

**Return type** *pd.DataFrame*

**Raises** **MethodPropertyNotFoundError** – If transformer does not have a transform method or a `component_obj` that implements transform.

**static load**(*file\_path*)

Loads component at file path.

**Parameters** **file\_path** (*str*) – Location to load file.

**Returns** ComponentBase object

**needs\_fitting**(*self*)

Returns boolean determining if component needs fitting before calling `predict`, `predict_proba`, `transform`, or `feature_importances`.

This can be overridden to False for components that do not need to be fit or whose fit methods do nothing.

**Returns** True.

**property parameters**(*self*)

Returns the parameters which were used to initialize the component.

**save**(*self*, *file\_path*, *pickle\_protocol=cloudpickle.DEFAULT\_PROTOCOL*)

Saves component at file path.

**Parameters**

- **file\_path** (*str*) – Location to save file.
- **pickle\_protocol** (*int*) – The pickle data stream format.

**transform**(*self*, *X*, *y=None*)

Transforms data using fitted component.

**Parameters**

- **X** (*pd.DataFrame*) – Features.
- **y** (*pd.Series*, *optional*) – Target data.

**Returns** Data with row indices dropped.

**Return type** (*pd.DataFrame*, *pd.Series*)

**update\_parameters**(*self*, *update\_dict*, *reset\_fit=True*)

Updates the parameter dictionary of the component.

**Parameters**

- **update\_dict** (*dict*) – A dict of parameters to update.
- **reset\_fit** (*bool*, *optional*) – If True, will set `_is_fitted` to False.

**class** `evalml.pipelines.components.transformers.preprocessing.EmailFeaturizer`(*random\_seed=0*, *\*\*kwargs*)

Transformer that can automatically extract features from emails.

**Parameters** **random\_seed** (*int*) – Seed for the random number generator. Defaults to 0.

### Attributes

<b>hyper-parameter_ranges</b>	{}
<b>is_multiseries</b>	False
<b>modifies_features</b>	True
<b>modifies_target</b>	False
<b>name</b>	Email Featurizer
<b>training_only</b>	False

### Methods

<i>clone</i>	Constructs a new component with the same parameters and random state.
<i>default_parameters</i>	Returns the default parameters for this component.
<i>describe</i>	Describe a component and its parameters.
<i>fit</i>	Fits component to data.
<i>fit_transform</i>	Fits on X and transforms X.
<i>load</i>	Loads component at file path.
<i>needs_fitting</i>	Returns boolean determining if component needs fitting before calling predict, predict_proba, transform, or feature_importances.
<i>parameters</i>	Returns the parameters which were used to initialize the component.
<i>save</i>	Saves component at file path.
<i>transform</i>	Transforms data X.
<i>update_parameters</i>	Updates the parameter dictionary of the component.

#### **clone**(*self*)

Constructs a new component with the same parameters and random state.

**Returns** A new instance of this component with identical parameters and random state.

#### **default\_parameters**(*cls*)

Returns the default parameters for this component.

Our convention is that `Component.default_parameters == Component().parameters`.

**Returns** Default parameters for this component.

**Return type** dict

#### **describe**(*self*, *print\_name=False*, *return\_dict=False*)

Describe a component and its parameters.

##### Parameters

- **print\_name** (*bool*, *optional*) – whether to print name of component
- **return\_dict** (*bool*, *optional*) – whether to return description as dictionary in the format {"name": name, "parameters": parameters}

**Returns** Returns dictionary if *return\_dict* is True, else None.

**Return type** None or dict

**fit**(*self*, *X*, *y=None*)

Fits component to data.

**Parameters**

- **X** (*pd.DataFrame*) – The input training data of shape [n\_samples, n\_features]
- **y** (*pd.Series*, *optional*) – The target training data of length [n\_samples]

**Returns** *self*

**Raises** **MethodPropertyNotFoundError** – If component does not have a fit method or a component\_obj that implements fit.

**fit\_transform**(*self*, *X*, *y=None*)

Fits on X and transforms X.

**Parameters**

- **X** (*pd.DataFrame*) – Data to fit and transform.
- **y** (*pd.Series*) – Target data.

**Returns** Transformed X.

**Return type** *pd.DataFrame*

**Raises** **MethodPropertyNotFoundError** – If transformer does not have a transform method or a component\_obj that implements transform.

**static load**(*file\_path*)

Loads component at file path.

**Parameters** **file\_path** (*str*) – Location to load file.

**Returns** ComponentBase object

**needs\_fitting**(*self*)

Returns boolean determining if component needs fitting before calling predict, predict\_proba, transform, or feature\_importances.

This can be overridden to False for components that do not need to be fit or whose fit methods do nothing.

**Returns** True.

**property parameters**(*self*)

Returns the parameters which were used to initialize the component.

**save**(*self*, *file\_path*, *pickle\_protocol=cloudpickle.DEFAULT\_PROTOCOL*)

Saves component at file path.

**Parameters**

- **file\_path** (*str*) – Location to save file.
- **pickle\_protocol** (*int*) – The pickle data stream format.

**transform**(*self*, *X*, *y=None*)

Transforms data X.

**Parameters**

- **X** (*pd.DataFrame*) – Data to transform.

- `y` (*pd.Series*, *optional*) – Target data.

**Returns** Transformed X

**Return type** `pd.DataFrame`

**Raises** **MethodPropertyNotFoundError** – If transformer does not have a transform method or a `component_obj` that implements transform.

**update\_parameters**(*self*, *update\_dict*, *reset\_fit=True*)

Updates the parameter dictionary of the component.

**Parameters**

- **update\_dict** (*dict*) – A dict of parameters to update.
- **reset\_fit** (*bool*, *optional*) – If True, will set `_is_fitted` to False.

**class** `evalml.pipelines.components.transformers.preprocessing.LogTransformer`(*random\_seed=0*)

Applies a log transformation to the target data.

**Attributes**

<b>hyper-parameter_ranges</b>	{ }
<b>is_multiseries</b>	False
<b>modifies_features</b>	False
<b>modifies_target</b>	True
<b>name</b>	Log Transformer
<b>training_only</b>	False

**Methods**

<code>clone</code>	Constructs a new component with the same parameters and random state.
<code>default_parameters</code>	Returns the default parameters for this component.
<code>describe</code>	Describe a component and its parameters.
<code>fit</code>	Fits the LogTransformer.
<code>fit_transform</code>	Log transforms the target variable.
<code>inverse_transform</code>	Apply exponential to target data.
<code>load</code>	Loads component at file path.
<code>needs_fitting</code>	Returns boolean determining if component needs fitting before calling <code>predict</code> , <code>predict_proba</code> , <code>transform</code> , or <code>feature_importances</code> .
<code>parameters</code>	Returns the parameters which were used to initialize the component.
<code>save</code>	Saves component at file path.
<code>transform</code>	Log transforms the target variable.
<code>update_parameters</code>	Updates the parameter dictionary of the component.

**clone**(*self*)

Constructs a new component with the same parameters and random state.



**Returns** A new instance of this component with identical parameters and random state.

**default\_parameters(*cls*)**

Returns the default parameters for this component.

Our convention is that `Component.default_parameters == Component().parameters`.

**Returns** Default parameters for this component.

**Return type** dict

**describe(*self*, *print\_name=False*, *return\_dict=False*)**

Describe a component and its parameters.

**Parameters**

- **print\_name** (*bool*, *optional*) – whether to print name of component
- **return\_dict** (*bool*, *optional*) – whether to return description as dictionary in the format {"name": name, "parameters": parameters}

**Returns** Returns dictionary if `return_dict` is True, else None.

**Return type** None or dict

**fit(*self*, *X*, *y=None*)**

Fits the LogTransformer.

**Parameters**

- **X** (*pd.DataFrame* or *np.ndarray*) – Ignored.
- **y** (*pd.Series*, *optional*) – Ignored.

**Returns** self

**fit\_transform(*self*, *X*, *y=None*)**

Log transforms the target variable.

**Parameters**

- **X** (*pd.DataFrame*, *optional*) – Ignored.
- **y** (*pd.Series*) – Target variable to log transform.

**Returns**

The input features are returned without modification. The target variable `y` is log transformed.

**Return type** tuple of `pd.DataFrame`, `pd.Series`

**inverse\_transform(*self*, *y*)**

Apply exponential to target data.

**Parameters** **y** (*pd.Series*) – Target variable.

**Returns** Target with exponential applied.

**Return type** `pd.Series`

**static load(*file\_path*)**

Loads component at file path.

**Parameters** **file\_path** (*str*) – Location to load file.

**Returns** `ComponentBase` object

**needs\_fitting**(*self*)

Returns boolean determining if component needs fitting before calling predict, predict\_proba, transform, or feature\_importances.

This can be overridden to False for components that do not need to be fit or whose fit methods do nothing.

**Returns** True.

**property parameters**(*self*)

Returns the parameters which were used to initialize the component.

**save**(*self*, *file\_path*, *pickle\_protocol*=*cloudpickle.DEFAULT\_PROTOCOL*)

Saves component at file path.

**Parameters**

- **file\_path** (*str*) – Location to save file.
- **pickle\_protocol** (*int*) – The pickle data stream format.

**transform**(*self*, *X*, *y*=*None*)

Log transforms the target variable.

**Parameters**

- **X** (*pd.DataFrame*, *optional*) – Ignored.
- **y** (*pd.Series*) – Target data to log transform.

**Returns**

**The input features are returned without modification. The target** variable y is log transformed.

**Return type** tuple of *pd.DataFrame*, *pd.Series*

**update\_parameters**(*self*, *update\_dict*, *reset\_fit*=*True*)

Updates the parameter dictionary of the component.

**Parameters**

- **update\_dict** (*dict*) – A dict of parameters to update.
- **reset\_fit** (*bool*, *optional*) – If True, will set *\_is\_fitted* to False.

**class** evalml.pipelines.components.transformers.preprocessing.LSA(*random\_seed*=0, *\*\*kwargs*)

Transformer to calculate the Latent Semantic Analysis Values of text input.

**Parameters** **random\_seed** (*int*) – Seed for the random number generator. Defaults to 0.

**Attributes**

<b>hyper-parameter_ranges</b>	{}
<b>is_multiseries</b>	False
<b>modifies_features</b>	True
<b>modifies_target</b>	False
<b>name</b>	LSA Transformer
<b>training_only</b>	False

**Methods**

<code>clone</code>	Constructs a new component with the same parameters and random state.
<code>default_parameters</code>	Returns the default parameters for this component.
<code>describe</code>	Describe a component and its parameters.
<code>fit</code>	Fits the input data.
<code>fit_transform</code>	Fits on X and transforms X.
<code>load</code>	Loads component at file path.
<code>needs_fitting</code>	Returns boolean determining if component needs fitting before calling predict, predict_proba, transform, or feature_importances.
<code>parameters</code>	Returns the parameters which were used to initialize the component.
<code>save</code>	Saves component at file path.
<code>transform</code>	Transforms data X by applying the LSA pipeline.
<code>update_parameters</code>	Updates the parameter dictionary of the component.

**clone(self)**

Constructs a new component with the same parameters and random state.

**Returns** A new instance of this component with identical parameters and random state.

**default\_parameters(cls)**

Returns the default parameters for this component.

Our convention is that `Component.default_parameters == Component().parameters`.

**Returns** Default parameters for this component.

**Return type** dict

**describe(self, print\_name=False, return\_dict=False)**

Describe a component and its parameters.

**Parameters**

- **print\_name** (*bool*, *optional*) – whether to print name of component
- **return\_dict** (*bool*, *optional*) – whether to return description as dictionary in the format {"name": name, "parameters": parameters}

**Returns** Returns dictionary if return\_dict is True, else None.

**Return type** None or dict

**fit(self, X, y=None)**

Fits the input data.

**Parameters**

- **X** (*pd.DataFrame*) – The data to transform.
- **y** (*pd.Series*, *optional*) – Ignored.

**Returns** self

**fit\_transform(self, X, y=None)**

Fits on X and transforms X.

**Parameters**

- **X** (*pd.DataFrame*) – Data to fit and transform.
- **y** (*pd.Series*) – Target data.

**Returns** Transformed X.

**Return type** *pd.DataFrame*

**Raises** **MethodPropertyNotFoundError** – If transformer does not have a transform method or a `component_obj` that implements transform.

**static load**(*file\_path*)

Loads component at file path.

**Parameters** **file\_path** (*str*) – Location to load file.

**Returns** ComponentBase object

**needs\_fitting**(*self*)

Returns boolean determining if component needs fitting before calling `predict`, `predict_proba`, `transform`, or `feature_importances`.

This can be overridden to False for components that do not need to be fit or whose fit methods do nothing.

**Returns** True.

**property parameters**(*self*)

Returns the parameters which were used to initialize the component.

**save**(*self*, *file\_path*, *pickle\_protocol=cloudpickle.DEFAULT\_PROTOCOL*)

Saves component at file path.

**Parameters**

- **file\_path** (*str*) – Location to save file.
- **pickle\_protocol** (*int*) – The pickle data stream format.

**transform**(*self*, *X*, *y=None*)

Transforms data X by applying the LSA pipeline.

**Parameters**

- **X** (*pd.DataFrame*) – The data to transform.
- **y** (*pd.Series*, *optional*) – Ignored.

**Returns**

Transformed X. The original column is removed and replaced with two columns of the format `LSA(original_column_name)[feature_number]`, where `feature_number` is 0 or 1.

**Return type** *pd.DataFrame*

**update\_parameters**(*self*, *update\_dict*, *reset\_fit=True*)

Updates the parameter dictionary of the component.

**Parameters**

- **update\_dict** (*dict*) – A dict of parameters to update.
- **reset\_fit** (*bool*, *optional*) – If True, will set `_is_fitted` to False.

**class** evalml.pipelines.components.transformers.preprocessing.NaturalLanguageFeaturizer(*random\_seed=0*,  
\*\**kwargs*)

Transformer that can automatically featurize text columns using featuretools' nlp\_primitives.

Since models cannot handle non-numeric data, any text must be broken down into features that provide useful information about that text. This component splits each text column into several informative features: Diversity Score, Mean Characters per Word, Polarity Score, LSA (Latent Semantic Analysis), Number of Characters, and Number of Words. Calling transform on this component will replace any text columns in the given dataset with these numeric columns.

**Parameters** *random\_seed* (*int*) – Seed for the random number generator. Defaults to 0.

#### Attributes

<b>hyper- param- eter_ranges</b>	{}
<b>is_multiseries</b>	False
<b>modi- fies_features</b>	True
<b>modi- fies_target</b>	False
<b>name</b>	Natural Language Featurizer
<b>train- ing_only</b>	False

#### Methods

<i>clone</i>	Constructs a new component with the same parameters and random state.
<i>default_parameters</i>	Returns the default parameters for this component.
<i>describe</i>	Describe a component and its parameters.
<i>fit</i>	Fits component to data.
<i>fit_transform</i>	Fits on X and transforms X.
<i>load</i>	Loads component at file path.
<i>needs_fitting</i>	Returns boolean determining if component needs fitting before calling predict, predict_proba, transform, or feature_importances.
<i>parameters</i>	Returns the parameters which were used to initialize the component.
<i>save</i>	Saves component at file path.
<i>transform</i>	Transforms data X by creating new features using existing text columns.
<i>update_parameters</i>	Updates the parameter dictionary of the component.

#### **clone**(*self*)

Constructs a new component with the same parameters and random state.

**Returns** A new instance of this component with identical parameters and random state.

#### **default\_parameters**(*cls*)

Returns the default parameters for this component.

Our convention is that Component.default\_parameters == Component().parameters.

**Returns** Default parameters for this component.

**Return type** dict

**describe**(*self*, *print\_name=False*, *return\_dict=False*)

Describe a component and its parameters.

**Parameters**

- **print\_name** (*bool*, *optional*) – whether to print name of component
- **return\_dict** (*bool*, *optional*) – whether to return description as dictionary in the format {"name": name, "parameters": parameters}

**Returns** Returns dictionary if return\_dict is True, else None.

**Return type** None or dict

**fit**(*self*, *X*, *y=None*)

Fits component to data.

**Parameters**

- **X** (*pd.DataFrame* or *np.ndarray*) – The input training data of shape [n\_samples, n\_features]
- **y** (*pd.Series*) – The target training data of length [n\_samples]

**Returns** *self*

**fit\_transform**(*self*, *X*, *y=None*)

Fits on X and transforms X.

**Parameters**

- **X** (*pd.DataFrame*) – Data to fit and transform.
- **y** (*pd.Series*) – Target data.

**Returns** Transformed X.

**Return type** *pd.DataFrame*

**Raises** **MethodPropertyNotFoundError** – If transformer does not have a transform method or a component\_obj that implements transform.

**static load**(*file\_path*)

Loads component at file path.

**Parameters** **file\_path** (*str*) – Location to load file.

**Returns** ComponentBase object

**needs\_fitting**(*self*)

Returns boolean determining if component needs fitting before calling predict, predict\_proba, transform, or feature\_importances.

This can be overridden to False for components that do not need to be fit or whose fit methods do nothing.

**Returns** True.

**property parameters**(*self*)

Returns the parameters which were used to initialize the component.

**save**(*self*, *file\_path*, *pickle\_protocol*=*cloudpickle.DEFAULT\_PROTOCOL*)

Saves component at file path.

**Parameters**

- **file\_path** (*str*) – Location to save file.
- **pickle\_protocol** (*int*) – The pickle data stream format.

**transform**(*self*, *X*, *y=None*)

Transforms data X by creating new features using existing text columns.

**Parameters**

- **X** (*pd.DataFrame*) – The data to transform.
- **y** (*pd.Series*, *optional*) – Ignored.

**Returns** Transformed X

**Return type** *pd.DataFrame*

**update\_parameters**(*self*, *update\_dict*, *reset\_fit=True*)

Updates the parameter dictionary of the component.

**Parameters**

- **update\_dict** (*dict*) – A dict of parameters to update.
- **reset\_fit** (*bool*, *optional*) – If True, will set *\_is\_fitted* to False.

```
class evalml.pipelines.components.transformers.preprocessing.PolynomialDecomposer(time_index:
                                                                              str =
                                                                              None,
                                                                              degree:
                                                                              int = 1,
                                                                              period:
                                                                              int = - 1,
                                                                              ran-
                                                                              dom_seed:
                                                                              int = 0,
                                                                              **kwargs)
```

Removes trends and seasonality from time series by fitting a polynomial and moving average to the data.

Scikit-learn’s **PolynomialForecaster** is used to generate the additive trend portion of the target data. A polynomial will be fit to the data during fit. That additive polynomial trend will be removed during fit so that statsmodel’s *seasonal\_decompose* can determine the additive seasonality of the data by using rolling averages over the series’ inferred periodicity.

For example, daily time series data will generate rolling averages over the first week of data, normalize out the mean and return those 7 averages repeated over the entire length of the given series. Those seven averages, repeated as many times as necessary to match the length of the given target data, will be used as the seasonal signal of the data.

**Parameters**

- **time\_index** (*str*) – Specifies the name of the column in X that provides the datetime objects. Defaults to None.
- **degree** (*int*) – Degree for the polynomial. If 1, linear model is fit to the data. If 2, quadratic model is fit, etc. Defaults to 1.

- **period** (*int*) – The number of entries in the time series data that corresponds to one period of a cyclic signal. For instance, if data is known to possess a weekly seasonal signal, and if the data is daily data, period should be 7. For daily data with a yearly seasonal signal, period should be 365. Defaults to -1, which uses the statsmodels library’s `freq_to_period` function. <https://github.com/statsmodels/statsmodels/blob/main/statsmodels/tsa/tsatools.py>
- **random\_seed** (*int*) – Seed for the random number generator. Defaults to 0.

#### Attributes

<b>hyper-parameter_ranges</b>	{ “degree”: Integer(1, 3)}
<b>invalid_frequencies</b>	[]
<b>is_multiseries</b>	False
<b>modifies_features</b>	False
<b>modifies_target</b>	True
<b>name</b>	Polynomial Decomposer
<b>needs_fitting</b>	True
<b>training_only</b>	False

#### Methods



<i>clone</i>	Constructs a new component with the same parameters and random state.
<i>default_parameters</i>	Returns the default parameters for this component.
<i>describe</i>	Describe a component and its parameters.
<i>determine_periodicity</i>	Function that uses autocorrelative methods to determine the likely most significant period of the seasonal signal.
<i>fit</i>	Fits the PolynomialDecomposer and determine the seasonal signal.
<i>fit_transform</i>	Removes fitted trend and seasonality from target variable.
<i>get_trend_dataframe</i>	Return a list of dataframes with 4 columns: signal, trend, seasonality, residual.
<i>inverse_transform</i>	Adds back fitted trend and seasonality to target variable.
<i>is_freq_valid</i>	Determines if the given string represents a valid frequency for this decomposer.
<i>load</i>	Loads component at file path.
<i>parameters</i>	Returns the parameters which were used to initialize the component.
<i>plot_decomposition</i>	Plots the decomposition of the target signal.
<i>save</i>	Saves component at file path.
<i>set_period</i>	Function to set the component's seasonal period based on the target's seasonality.
<i>transform</i>	Transforms the target data by removing the polynomial trend and rolling average seasonality.
<i>update_parameters</i>	Updates the parameter dictionary of the component.

**clone**(*self*)

Constructs a new component with the same parameters and random state.

**Returns** A new instance of this component with identical parameters and random state.

**default\_parameters**(*cls*)

Returns the default parameters for this component.

Our convention is that `Component.default_parameters == Component().parameters`.

**Returns** Default parameters for this component.

**Return type** dict

**describe**(*self*, *print\_name=False*, *return\_dict=False*)

Describe a component and its parameters.

**Parameters**

- **print\_name** (*bool*, *optional*) – whether to print name of component
- **return\_dict** (*bool*, *optional*) – whether to return description as dictionary in the format {"name": name, "parameters": parameters}

**Returns** Returns dictionary if *return\_dict* is True, else None.

**Return type** None or dict

**classmethod** `determine_periodicity`(*cls*, *X*: *pandas.DataFrame*, *y*: *pandas.Series*, *acf\_threshold*: *float* = 0.01, *rel\_max\_order*: *int* = 5)

Function that uses autocorrelative methods to determine the likely most significant period of the seasonal signal.

#### Parameters

- **X** (*pandas.DataFrame*) – The feature data of the time series problem.
- **y** (*pandas.Series*) – The target data of a time series problem.
- **acf\_threshold** (*float*) – The threshold for the autocorrelation function to determine the period. Any values below the threshold are considered to be 0 and will not be considered for the period. Defaults to 0.01.
- **rel\_max\_order** (*int*) – The order of the relative maximum to determine the period. Defaults to 5.

#### Returns

**The integer number of entries in time series data over which the seasonal part of the target data repeats.** If the time series data is in days, then this is the number of days that it takes the target’s seasonal signal to repeat. Note: the target data can contain multiple seasonal signals. This function will only return the stronger. E.g. if the target has both weekly and yearly seasonality, the function may return either “7” or “365”, depending on which seasonality is more strongly autocorrelated. If no period is detected, returns None.

#### Return type

`int`

**fit**(*self*, *X*: *pandas.DataFrame*, *y*: *pandas.Series* = None) → *PolynomialDecomposer*

Fits the *PolynomialDecomposer* and determine the seasonal signal.

Currently only fits the polynomial detrender. The seasonality is determined by removing the trend from the signal and using statsmodels’ `seasonal_decompose()`. Both the trend and seasonality are currently assumed to be additive.

#### Parameters

- **X** (*pd.DataFrame*, *optional*) – Conditionally used to build datetime index.
- **y** (*pd.Series*) – Target variable to detrend and deseasonalize.

#### Returns

`self`

#### Raises

- **NotImplementedError** – If the input data has a frequency of “month-begin”. This isn’t supported by statsmodels `decompose` as the freqstr “MS” is misinterpreted as milliseconds.
- **ValueError** – If *y* is None.
- **ValueError** – If target data doesn’t have *DatetimeIndex* AND no *Datetime* features in features data

**fit\_transform**(*self*, *X*: *pandas.DataFrame*, *y*: *pandas.Series* = None) → tuple[*pandas.DataFrame*, *pandas.Series*]

Removes fitted trend and seasonality from target variable.

#### Parameters

- **X** (*pd.DataFrame*, *optional*) – Ignored.
- **y** (*pd.Series*) – Target variable to detrend and deseasonalize.

#### Returns

The first element are the input features returned without modification. The second element is the target variable  $y$  with the fitted trend removed.

**Return type** tuple of `pd.DataFrame`, `pd.Series`

**get\_trend\_dataframe**(*self*, *X*: `pandas.DataFrame`, *y*: `pandas.Series`) → list[`pandas.DataFrame`]

Return a list of dataframes with 4 columns: signal, trend, seasonality, residual.

Scikit-learn's `PolynomialForecaster` is used to generate the trend portion of the target data. `statsmodel`'s `seasonal_decompose` is used to generate the seasonality of the data.

**Parameters**

- **X** (`pd.DataFrame`) – Input data with time series data in index.
- **y** (`pd.Series` or `pd.DataFrame`) – Target variable data provided as a Series for univariate problems or a DataFrame for multivariate problems.

**Returns**

Each DataFrame contains the columns “signal”, “trend”, “seasonality” and “residual,” with the latter 3 column values being the decomposed elements of the target data. The “signal” column is simply the input target signal but reindexed with a datetime index to match the input features.

**Return type** list of `pd.DataFrame`

**Raises**

- **TypeError** – If *X* does not have time-series data in the index.
- **ValueError** – If time series index of *X* does not have an inferred frequency.
- **ValueError** – If the forecaster associated with the detrender has not been fit yet.
- **TypeError** – If *y* is not provided as a pandas Series or DataFrame.

**inverse\_transform**(*self*, *y\_t*: `pandas.Series`) → tuple[`pandas.DataFrame`, `pandas.Series`]

Adds back fitted trend and seasonality to target variable.

The polynomial trend is added back into the signal, calling the detrender's `inverse_transform()`. Then, the seasonality is projected forward to and added back into the signal.

**Parameters** **y\_t** (`pd.Series`) – Target variable.

**Returns**

The first element are the input features returned without modification. The second element is the target variable  $y$  with the trend and seasonality added back in.

**Return type** tuple of `pd.DataFrame`, `pd.Series`

**Raises** **ValueError** – If *y* is None.

**classmethod** **is\_freq\_valid**(*cls*, *freq*: *str*)

Determines if the given string represents a valid frequency for this decomposer.

**Parameters** **freq** (*str*) – A frequency to validate. See the pandas docs at [https://pandas.pydata.org/pandas-docs/stable/user\\_guide/timeseries.html#offset-aliases](https://pandas.pydata.org/pandas-docs/stable/user_guide/timeseries.html#offset-aliases) for options.

**Returns** boolean representing whether the frequency is valid or not.

**static** **load**(*file\_path*)

Loads component at file path.

**Parameters** **file\_path** (*str*) – Location to load file.

**Returns** ComponentBase object

**property parameters**(*self*)

Returns the parameters which were used to initialize the component.

**plot\_decomposition**(*self*, *X*: *pandas.DataFrame*, *y*: *pandas.Series*, *show*: *bool = False*) → *tuple*[*matplotlib.pyplot.Figure*, *list*]

Plots the decomposition of the target signal.

**Parameters**

- **X** (*pd.DataFrame*) – Input data with time series data in index.
- **y** (*pd.Series* or *pd.DataFrame*) – Target variable data provided as a Series for univariate problems or a DataFrame for multivariate problems.
- **show** (*bool*) – Whether to display the plot or not. Defaults to False.

**Returns**

The figure and axes that have the decompositions plotted on them

**Return type** *matplotlib.pyplot.Figure*, *list*[*matplotlib.pyplot.Axes*]

**save**(*self*, *file\_path*, *pickle\_protocol=cloudpickle.DEFAULT\_PROTOCOL*)

Saves component at file path.

**Parameters**

- **file\_path** (*str*) – Location to save file.
- **pickle\_protocol** (*int*) – The pickle data stream format.

**set\_period**(*self*, *X*: *pandas.DataFrame*, *y*: *pandas.Series*, *acf\_threshold*: *float = 0.01*, *rel\_max\_order*: *int = 5*)

Function to set the component's seasonal period based on the target's seasonality.

**Parameters**

- **X** (*pandas.DataFrame*) – The feature data of the time series problem.
- **y** (*pandas.Series*) – The target data of a time series problem.
- **acf\_threshold** (*float*) – The threshold for the autocorrelation function to determine the period. Any values below the threshold are considered to be 0 and will not be considered for the period. Defaults to 0.01.
- **rel\_max\_order** (*int*) – The order of the relative maximum to determine the period. Defaults to 5.

**transform**(*self*, *X*: *pandas.DataFrame*, *y*: *pandas.Series = None*) → *tuple*[*pandas.DataFrame*, *pandas.Series*]

Transforms the target data by removing the polynomial trend and rolling average seasonality.

Applies the fit polynomial detrender to the target data, removing the additive polynomial trend. Then, utilizes the first period's worth of seasonal data determined in the .fit() function to extrapolate the seasonal signal of the data to be transformed. This seasonal signal is also assumed to be additive and is removed.

**Parameters**

- **X** (*pd.DataFrame*, *optional*) – Conditionally used to build datetime index.
- **y** (*pd.Series*) – Target variable to detrend and deseasonalize.

**Returns**

The input features are returned without modification. The target variable `y` is detrended and deseasonalized.

**Return type** tuple of `pd.DataFrame`, `pd.Series`

**Raises `ValueError`** – If target data doesn't have `DatetimeIndex` AND no `Datetime` features in features data

**`update_parameters`**(*self*, *update\_dict*, *reset\_fit=True*)

Updates the parameter dictionary of the component.

**Parameters**

- **`update_dict`** (*dict*) – A dict of parameters to update.
- **`reset_fit`** (*bool*, *optional*) – If `True`, will set `_is_fitted` to `False`.

**class** `evalml.pipelines.components.transformers.preprocessing.ReplaceNullableTypes`(*random\_seed=0*, *\*\*kwargs*)

Transformer to replace features with the new nullable dtypes with a dtype that is compatible in EvalML.

**Attributes**

<b>hyper-parameter_ranges</b>	None
<b>is_multiseries</b>	False
<b>modifies_features</b>	True
<b>modifies_target</b>	{}
<b>name</b>	Replace Nullable Types Transformer
<b>training_only</b>	False

**Methods**

<code>clone</code>	Constructs a new component with the same parameters and random state.
<code>default_parameters</code>	Returns the default parameters for this component.
<code>describe</code>	Describe a component and its parameters.
<code>fit</code>	Fits component to data.
<code>fit_transform</code>	Substitutes non-nullable types for the new pandas nullable types in the data and target data.
<code>load</code>	Loads component at file path.
<code>needs_fitting</code>	Returns boolean determining if component needs fitting before calling <code>predict</code> , <code>predict_proba</code> , <code>transform</code> , or <code>feature_importances</code> .
<code>parameters</code>	Returns the parameters which were used to initialize the component.
<code>save</code>	Saves component at file path.
<code>transform</code>	Transforms data by replacing columns that contain nullable types with the appropriate replacement type.
<code>update_parameters</code>	Updates the parameter dictionary of the component.

**clone**(*self*)

Constructs a new component with the same parameters and random state.

**Returns** A new instance of this component with identical parameters and random state.

**default\_parameters**(*cls*)

Returns the default parameters for this component.

Our convention is that `Component.default_parameters == Component().parameters`.

**Returns** Default parameters for this component.

**Return type** dict

**describe**(*self*, *print\_name=False*, *return\_dict=False*)

Describe a component and its parameters.

**Parameters**

- **print\_name** (*bool*, *optional*) – whether to print name of component
- **return\_dict** (*bool*, *optional*) – whether to return description as dictionary in the format {"name": name, "parameters": parameters}

**Returns** Returns dictionary if `return_dict` is `True`, else `None`.

**Return type** None or dict

**fit**(*self*, *X*, *y=None*)

Fits component to data.

**Parameters**

- **X** (*pd.DataFrame*) – The input training data of shape `[n_samples, n_features]`.
- **y** (*pd.Series*, *optional*) – The target training data of length `[n_samples]`.

**Returns** *self*

**fit\_transform**(*self*, *X*, *y=None*)

Substitutes non-nullable types for the new pandas nullable types in the data and target data.

**Parameters**

- **X** (*pd.DataFrame*, *optional*) – Input features.
- **y** (*pd.Series*) – Target data.

**Returns** The input features and target data with the non-nullable types set.

**Return type** tuple of `pd.DataFrame`, `pd.Series`

**static load**(*file\_path*)

Loads component at file path.

**Parameters** **file\_path** (*str*) – Location to load file.

**Returns** ComponentBase object

**needs\_fitting**(*self*)

Returns boolean determining if component needs fitting before calling `predict`, `predict_proba`, `transform`, or `feature_importances`.

This can be overridden to `False` for components that do not need to be fit or whose fit methods do nothing.

**Returns** `True`.

**property** `parameters(self)`

Returns the parameters which were used to initialize the component.

**save**(*self*, *file\_path*, *pickle\_protocol=cloudpickle.DEFAULT\_PROTOCOL*)

Saves component at file path.

#### Parameters

- **file\_path** (*str*) – Location to save file.
- **pickle\_protocol** (*int*) – The pickle data stream format.

**transform**(*self*, *X*, *y=None*)

Transforms data by replacing columns that contain nullable types with the appropriate replacement type.

“float64” for nullable integers and “category” for nullable booleans.

#### Parameters

- **X** (*pd.DataFrame*) – Data to transform
- **y** (*pd.Series*, *optional*) – Target data to transform

**Returns** Transformed X *pd.Series*: Transformed y

**Return type** *pd.DataFrame*

**update\_parameters**(*self*, *update\_dict*, *reset\_fit=True*)

Updates the parameter dictionary of the component.

#### Parameters

- **update\_dict** (*dict*) – A dict of parameters to update.
- **reset\_fit** (*bool*, *optional*) – If True, will set *\_is\_fitted* to False.

```
class evalml.pipelines.components.transformers.preprocessing.STLDecomposer(time_index: str =  
None, degree: int  
= 1, period: int =  
None, seasonal_smoother:  
int = 7,  
random_seed: int  
= 0, **kwargs)
```

Removes trends and seasonality from time series using the STL algorithm.

<https://www.statsmodels.org/dev/generated/statsmodels.tsa.seasonal.STL.html>

#### Parameters

- **time\_index** (*str*) – Specifies the name of the column in X that provides the datetime objects. Defaults to None.
- **degree** (*int*) – Not currently used. STL 3x “degree-like” values. None are able to be set at this time. Defaults to 1.
- **period** (*int*) – The number of entries in the time series data that corresponds to one period of a cyclic signal. For instance, if data is known to possess a weekly seasonal signal, and if the data is daily data, the period should likely be 7. For daily data with a yearly seasonal signal, the period should likely be 365. If None, statsmodels will infer the period based on the frequency. Defaults to None.

- **seasonal\_smoother** (*int*) – The length of the seasonal smoother used by the underlying STL algorithm. For compatibility, must be odd. If an even number is provided, the next, highest odd number will be used. Defaults to 7.
- **random\_seed** (*int*) – Seed for the random number generator. Defaults to 0.

#### Attributes

<b>hyper-parameter_ranges</b>	None
<b>invalid_frequencies</b>	[]
<b>is_multiseries</b>	False
<b>modifies_features</b>	False
<b>modifies_target</b>	True
<b>name</b>	STL Decomposer
<b>needs_fitting</b>	True
<b>training_only</b>	False

#### Methods

<i>clone</i>	Constructs a new component with the same parameters and random state.
<i>default_parameters</i>	Returns the default parameters for this component.
<i>describe</i>	Describe a component and its parameters.
<i>determine_periodicity</i>	Function that uses autocorrelative methods to determine the likely most significant period of the seasonal signal.
<i>fit</i>	Fits the STLDecomposer and determine the seasonal signal.
<i>fit_transform</i>	Removes fitted trend and seasonality from target variable.
<i>get_trend_dataframe</i>	Return a list of dataframes with 4 columns: signal, trend, seasonality, residual.
<i>get_trend_prediction_intervals</i>	Calculate the prediction intervals for the trend data.
<i>inverse_transform</i>	Adds back fitted trend and seasonality to target variable.
<i>is_freq_valid</i>	Determines if the given string represents a valid frequency for this decomposer.
<i>load</i>	Loads component at file path.
<i>parameters</i>	Returns the parameters which were used to initialize the component.
<i>plot_decomposition</i>	Plots the decomposition of the target signal.
<i>save</i>	Saves component at file path.
<i>set_period</i>	Function to set the component's seasonal period based on the target's seasonality.
<i>transform</i>	Transforms the target data by removing the STL trend and seasonality.
<i>update_parameters</i>	Updates the parameter dictionary of the component.



**clone**(*self*)

Constructs a new component with the same parameters and random state.

**Returns** A new instance of this component with identical parameters and random state.

**default\_parameters**(*cls*)

Returns the default parameters for this component.

Our convention is that `Component.default_parameters == Component().parameters`.

**Returns** Default parameters for this component.

**Return type** dict

**describe**(*self*, *print\_name=False*, *return\_dict=False*)

Describe a component and its parameters.

**Parameters**

- **print\_name** (*bool*, *optional*) – whether to print name of component
- **return\_dict** (*bool*, *optional*) – whether to return description as dictionary in the format {"name": name, "parameters": parameters}

**Returns** Returns dictionary if `return_dict` is True, else None.

**Return type** None or dict

**classmethod determine\_periodicity**(*cls*, *X: pandas.DataFrame*, *y: pandas.Series*, *acf\_threshold: float = 0.01*, *rel\_max\_order: int = 5*)

Function that uses autocorrelative methods to determine the likely most significant period of the seasonal signal.

**Parameters**

- **X** (*pandas.DataFrame*) – The feature data of the time series problem.
- **y** (*pandas.Series*) – The target data of a time series problem.
- **acf\_threshold** (*float*) – The threshold for the autocorrelation function to determine the period. Any values below the threshold are considered to be 0 and will not be considered for the period. Defaults to 0.01.
- **rel\_max\_order** (*int*) – The order of the relative maximum to determine the period. Defaults to 5.

**Returns**

**The integer number of entries in time series data over which the seasonal part of the target data repeats.** If the time series data is in days, then this is the number of days that it takes the target's seasonal signal to repeat. Note: the target data can contain multiple seasonal signals. This function will only return the stronger. E.g. if the target has both weekly and yearly seasonality, the function may return either "7" or "365", depending on which seasonality is more strongly autocorrelated. If no period is detected, returns None.

**Return type** int

**fit**(*self*, *X: pandas.DataFrame*, *y: pandas.Series = None*) → *STLDecomposer*

Fits the STLDecomposer and determine the seasonal signal.

Instantiates a statsmodels STL decompose object with the component's stored parameters and fits it. Since the statsmodels object does not fit the sklearn api, it is not saved during `__init__()` in `_component_obj` and will be re-instantiated each time fit is called.

To emulate the sklearn API, when the STL decomposer is fit, the full seasonal component, a single period sample of the seasonal component, the full trend-cycle component and the residual are saved.

$$y(t) = S(t) + T(t) + R(t)$$

#### Parameters

- **X** (*pd.DataFrame*, *optional*) – Conditionally used to build datetime index.
- **y** (*pd.Series*) – Target variable to detrend and deseasonalize.

**Returns** self

#### Raises

- **ValueError** – If y is None.
- **ValueError** – If target data doesn't have DatetimeIndex AND no Datetime features in features data

**fit\_transform**(*self*, *X: pandas.DataFrame*, *y: pandas.Series = None*) → tuple[pandas.DataFrame, pandas.Series]

Removes fitted trend and seasonality from target variable.

#### Parameters

- **X** (*pd.DataFrame*, *optional*) – Ignored.
- **y** (*pd.Series*) – Target variable to detrend and deseasonalize.

#### Returns

**The first element are the input features returned without modification.** The second element is the target variable y with the fitted trend removed.

**Return type** tuple of pd.DataFrame, pd.Series

**get\_trend\_dataframe**(*self*, *X*, *y*)

Return a list of dataframes with 4 columns: signal, trend, seasonality, residual.

#### Parameters

- **X** (*pd.DataFrame*) – Input data with time series data in index.
- **y** (*pd.Series* or *pd.DataFrame*) – Target variable data provided as a Series for univariate problems or a DataFrame for multivariate problems.

#### Returns

**Each DataFrame contains the columns “signal”, “trend”, “seasonality” and “residual,”** with the latter 3 column values being the decomposed elements of the target data. The “signal” column is simply the input target signal but reindexed with a datetime index to match the input features.

**Return type** list of pd.DataFrame

#### Raises

- **TypeError** – If X does not have time-series data in the index.
- **ValueError** – If time series index of X does not have an inferred frequency.
- **ValueError** – If the forecaster associated with the detrender has not been fit yet.
- **TypeError** – If y is not provided as a pandas Series or DataFrame.

**get\_trend\_prediction\_intervals**(*self*, *y*, *coverage=None*)

Calculate the prediction intervals for the trend data.

**Parameters**

- **y** (*pd.Series*) – Target data.
- **coverage** (*list[float]*) – A list of floats between the values 0 and 1 that the upper and lower bounds of the prediction interval should be calculated for.

**Returns** Prediction intervals, keys are in the format {coverage}\_lower or {coverage}\_upper.

**Return type** dict of *pd.Series*

**inverse\_transform**(*self*, *y\_t*: *pandas.Series*) → tuple[*pandas.DataFrame*, *pandas.Series*]

Adds back fitted trend and seasonality to target variable.

The STL trend is projected to cover the entire requested target range, then added back into the signal. Then, the seasonality is projected forward to and added back into the signal.

**Parameters** **y\_t** (*pd.Series*) – Target variable.

**Returns**

**The first element are the input features returned without modification.** The second element is the target variable *y* with the trend and seasonality added back in.

**Return type** tuple of *pd.DataFrame*, *pd.Series*

**Raises** **ValueError** – If *y* is None.

**classmethod is\_freq\_valid**(*cls*, *freq*: *str*)

Determines if the given string represents a valid frequency for this decomposer.

**Parameters** **freq** (*str*) – A frequency to validate. See the pandas docs at [https://pandas.pydata.org/pandas-docs/stable/user\\_guide/timeseries.html#offset-aliases](https://pandas.pydata.org/pandas-docs/stable/user_guide/timeseries.html#offset-aliases) for options.

**Returns** boolean representing whether the frequency is valid or not.

**static load**(*file\_path*)

Loads component at file path.

**Parameters** **file\_path** (*str*) – Location to load file.

**Returns** *ComponentBase* object

**property parameters**(*self*)

Returns the parameters which were used to initialize the component.

**plot\_decomposition**(*self*, *X*: *pandas.DataFrame*, *y*: *pandas.Series*, *show*: *bool = False*) → tuple[*matplotlib.pyplot.Figure*, *list*]

Plots the decomposition of the target signal.

**Parameters**

- **X** (*pd.DataFrame*) – Input data with time series data in index.
- **y** (*pd.Series* or *pd.DataFrame*) – Target variable data provided as a Series for univariate problems or a DataFrame for multivariate problems.
- **show** (*bool*) – Whether to display the plot or not. Defaults to False.

**Returns**

**The figure and axes that have the decompositions** plotted on them

**Return type** matplotlib.pyplot.Figure, list[matplotlib.pyplot.Axes]

**save**(*self*, *file\_path*, *pickle\_protocol*=cloudpickle.DEFAULT\_PROTOCOL)

Saves component at file path.

#### Parameters

- **file\_path** (*str*) – Location to save file.
- **pickle\_protocol** (*int*) – The pickle data stream format.

**set\_period**(*self*, *X*: *pandas.DataFrame*, *y*: *pandas.Series*, *acf\_threshold*: *float* = 0.01, *rel\_max\_order*: *int* = 5)

Function to set the component's seasonal period based on the target's seasonality.

#### Parameters

- **X** (*pandas.DataFrame*) – The feature data of the time series problem.
- **y** (*pandas.Series*) – The target data of a time series problem.
- **acf\_threshold** (*float*) – The threshold for the autocorrelation function to determine the period. Any values below the threshold are considered to be 0 and will not be considered for the period. Defaults to 0.01.
- **rel\_max\_order** (*int*) – The order of the relative maximum to determine the period. Defaults to 5.

**transform**(*self*, *X*: *pandas.DataFrame*, *y*: *pandas.Series* = *None*) → tuple[*pandas.DataFrame*, *pandas.Series*]

Transforms the target data by removing the STL trend and seasonality.

Uses an ARIMA model to project forward the additive trend and removes it. Then, utilizes the first period's worth of seasonal data determined in the .fit() function to extrapolate the seasonal signal of the data to be transformed. This seasonal signal is also assumed to be additive and is removed.

#### Parameters

- **X** (*pd.DataFrame*, *optional*) – Conditionally used to build datetime index.
- **y** (*pd.Series*) – Target variable to detrend and deseasonalize.

#### Returns

The input features are returned without modification. The target variable *y* is detrended and deseasonalized.

**Return type** tuple of *pd.DataFrame*, *pd.Series*

**Raises ValueError** – If target data doesn't have DatetimeIndex AND no Datetime features in features data

**update\_parameters**(*self*, *update\_dict*, *reset\_fit*=*True*)

Updates the parameter dictionary of the component.

#### Parameters

- **update\_dict** (*dict*) – A dict of parameters to update.
- **reset\_fit** (*bool*, *optional*) – If True, will set *\_is\_fitted* to False.

```
class evalml.pipelines.components.transformers.preprocessing.TextTransformer(component_obj=None,
                                                                              random_seed=0,
                                                                              **kwargs)
```

Base class for all transformers working with text features.

**Parameters**

- **component\_obj** (*obj*) – Third-party objects useful in component implementation. Defaults to None.
- **random\_seed** (*int*) – Seed for the random number generator. Defaults to 0.

**Attributes**

<b>is_multiseries</b>	False
<b>modifies_features</b>	True
<b>modifies_target</b>	False
<b>training_only</b>	False

**Methods**

<i>clone</i>	Constructs a new component with the same parameters and random state.
<i>default_parameters</i>	Returns the default parameters for this component.
<i>describe</i>	Describe a component and its parameters.
<i>fit</i>	Fits component to data.
<i>fit_transform</i>	Fits on X and transforms X.
<i>load</i>	Loads component at file path.
<i>name</i>	Returns string name of this component.
<i>needs_fitting</i>	Returns boolean determining if component needs fitting before calling predict, predict_proba, transform, or feature_importances.
<i>parameters</i>	Returns the parameters which were used to initialize the component.
<i>save</i>	Saves component at file path.
<i>transform</i>	Transforms data X.
<i>update_parameters</i>	Updates the parameter dictionary of the component.

**clone(self)**

Constructs a new component with the same parameters and random state.

**Returns** A new instance of this component with identical parameters and random state.

**default\_parameters(cls)**

Returns the default parameters for this component.

Our convention is that `Component.default_parameters == Component().parameters`.

**Returns** Default parameters for this component.

**Return type** dict

**describe(self, print\_name=False, return\_dict=False)**

Describe a component and its parameters.

**Parameters**

- **print\_name** (*bool*, *optional*) – whether to print name of component

- **return\_dict** (*bool, optional*) – whether to return description as dictionary in the format {"name": name, "parameters": parameters}

**Returns** Returns dictionary if return\_dict is True, else None.

**Return type** None or dict

**fit**(*self, X, y=None*)

Fits component to data.

**Parameters**

- **X** (*pd.DataFrame*) – The input training data of shape [n\_samples, n\_features]
- **y** (*pd.Series, optional*) – The target training data of length [n\_samples]

**Returns** self

**Raises** **MethodPropertyNotFoundError** – If component does not have a fit method or a component\_obj that implements fit.

**fit\_transform**(*self, X, y=None*)

Fits on X and transforms X.

**Parameters**

- **X** (*pd.DataFrame*) – Data to fit and transform.
- **y** (*pd.Series*) – Target data.

**Returns** Transformed X.

**Return type** pd.DataFrame

**Raises** **MethodPropertyNotFoundError** – If transformer does not have a transform method or a component\_obj that implements transform.

**static load**(*file\_path*)

Loads component at file path.

**Parameters** **file\_path** (*str*) – Location to load file.

**Returns** ComponentBase object

**property name**(*cls*)

Returns string name of this component.

**needs\_fitting**(*self*)

Returns boolean determining if component needs fitting before calling predict, predict\_proba, transform, or feature\_importances.

This can be overridden to False for components that do not need to be fit or whose fit methods do nothing.

**Returns** True.

**property parameters**(*self*)

Returns the parameters which were used to initialize the component.

**save**(*self, file\_path, pickle\_protocol=cloudpickle.DEFAULT\_PROTOCOL*)

Saves component at file path.

**Parameters**

- **file\_path** (*str*) – Location to save file.
- **pickle\_protocol** (*int*) – The pickle data stream format.

**abstract transform**(*self*, *X*, *y=None*)

Transforms data *X*.

**Parameters**

- **X** (*pd.DataFrame*) – Data to transform.
- **y** (*pd.Series*, *optional*) – Target data.

**Returns** Transformed *X*

**Return type** *pd.DataFrame*

**Raises** **MethodPropertyNotFoundError** – If transformer does not have a transform method or a *component\_obj* that implements transform.

**update\_parameters**(*self*, *update\_dict*, *reset\_fit=True*)

Updates the parameter dictionary of the component.

**Parameters**

- **update\_dict** (*dict*) – A dict of parameters to update.
- **reset\_fit** (*bool*, *optional*) – If True, will set *\_is\_fitted* to False.

```
class evalml.pipelines.components.transformers.preprocessing.TimeSeriesFeaturizer(time_index=None,
                                                                              max_delay=2,
                                                                              gap=0,
                                                                              fore-
                                                                              cast_horizon=1,
                                                                              conf_level=0.05,
                                                                              rolling_window_size=0.25,
                                                                              de-
                                                                              lay_features=True,
                                                                              de-
                                                                              lay_target=True,
                                                                              ran-
                                                                              dom_seed=0,
                                                                              **kwargs)
```

Transformer that delays input features and target variable for time series problems.

This component uses an algorithm based on the autocorrelation values of the target variable to determine which lags to select from the set of all possible lags.

The algorithm is based on the idea that the local maxima of the autocorrelation function indicate the lags that have the most impact on the present time.

The algorithm computes the autocorrelation values and finds the local maxima, called “peaks”, that are significant at the given *conf\_level*. Since lags in the range [0, 10] tend to be predictive but not local maxima, the union of the peaks is taken with the significant lags in the range [0, 10]. At the end, only selected lags in the range [0, *max\_delay*] are used.

Parametrizing the algorithm by *conf\_level* lets the *AutoMLAlgorithm* tune the set of lags chosen so that the chances of finding a good set of lags is higher.

Using *conf\_level* value of 1 selects all possible lags.

**Parameters**

- **time\_index** (*str*) – Name of the column containing the datetime information used to order the data. Ignored.
- **max\_delay** (*int*) – Maximum number of time units to delay each feature. Defaults to 2.

- **forecast\_horizon** (*int*) – The number of time periods the pipeline is expected to forecast.
- **conf\_level** (*float*) – Float in range (0, 1] that determines the confidence interval size used to select which lags to compute from the set of [1, max\_delay]. A delay of 1 will always be computed. If 1, selects all possible lags in the set of [1, max\_delay], inclusive.
- **rolling\_window\_size** (*float*) – Float in range (0, 1] that determines the size of the window used for rolling features. Size is computed as rolling\_window\_size \* max\_delay.
- **delay\_features** (*bool*) – Whether to delay the input features. Defaults to True.
- **delay\_target** (*bool*) – Whether to delay the target. Defaults to True.
- **gap** (*int*) – The number of time units between when the features are collected and when the target is collected. For example, if you are predicting the next time step’s target, gap=1. This is only needed because when gap=0, we need to be sure to start the lagging of the target variable at 1. Defaults to 1.
- **random\_seed** (*int*) – Seed for the random number generator. This transformer performs the same regardless of the random seed provided.

#### Attributes

<b>df_colname_prefix</b>	target_delay_{}
<b>hyper-parameter_ranges</b>	Real(0.001, 1.0), “rolling_window_size”: Real(0.001, 1.0)}:type: {“conf_level”
<b>is_multiseries</b>	False
<b>modifies_features</b>	True
<b>modifies_target</b>	False
<b>name</b>	Time Series Featurizer
<b>needs_fitting</b>	True
<b>target_colname_prefix</b>	target_delay_{}
<b>training_only</b>	False

#### Methods

<i>clone</i>	Constructs a new component with the same parameters and random state.
<i>default_parameters</i>	Returns the default parameters for this component.
<i>describe</i>	Describe a component and its parameters.
<i>fit</i>	Fits the DelayFeatureTransformer.
<i>fit_transform</i>	Fit the component and transform the input data.
<i>load</i>	Loads component at file path.
<i>parameters</i>	Returns the parameters which were used to initialize the component.
<i>save</i>	Saves component at file path.
<i>transform</i>	Computes the delayed values and rolling means for X and y.
<i>update_parameters</i>	Updates the parameter dictionary of the component.



**clone**(*self*)

Constructs a new component with the same parameters and random state.

**Returns** A new instance of this component with identical parameters and random state.

**default\_parameters**(*cls*)

Returns the default parameters for this component.

Our convention is that `Component.default_parameters == Component().parameters`.

**Returns** Default parameters for this component.

**Return type** dict

**describe**(*self*, *print\_name=False*, *return\_dict=False*)

Describe a component and its parameters.

**Parameters**

- **print\_name** (*bool*, *optional*) – whether to print name of component
- **return\_dict** (*bool*, *optional*) – whether to return description as dictionary in the format {"name": name, "parameters": parameters}

**Returns** Returns dictionary if *return\_dict* is True, else None.

**Return type** None or dict

**fit**(*self*, *X*, *y=None*)

Fits the DelayFeatureTransformer.

**Parameters**

- **X** (*pd.DataFrame* or *np.ndarray*) – The input training data of shape [n\_samples, n\_features]
- **y** (*pd.Series*, *optional*) – The target training data of length [n\_samples]

**Returns** self

**Raises** **ValueError** – if *self.time\_index* is None

**fit\_transform**(*self*, *X*, *y=None*)

Fit the component and transform the input data.

**Parameters**

- **X** (*pd.DataFrame*) – Data to transform.
- **y** (*pd.Series*, or *None*) – Target.

**Returns** Transformed X.

**Return type** pd.DataFrame

**static load**(*file\_path*)

Loads component at file path.

**Parameters** **file\_path** (*str*) – Location to load file.

**Returns** ComponentBase object

**property parameters**(*self*)

Returns the parameters which were used to initialize the component.

**save**(*self*, *file\_path*, *pickle\_protocol*=*cloudpickle.DEFAULT\_PROTOCOL*)

Saves component at file path.

**Parameters**

- **file\_path** (*str*) – Location to save file.
- **pickle\_protocol** (*int*) – The pickle data stream format.

**transform**(*self*, *X*, *y*=*None*)

Computes the delayed values and rolling means for X and y.

The chosen delays are determined by the autocorrelation function of the target variable. See the class docstring for more information on how they are chosen. If y is None, all possible lags are chosen.

If y is not None, it will also compute the delayed values for the target variable.

The rolling means for all numeric features in X and y, if y is numeric, are also returned.

**Parameters**

- **X** (*pd.DataFrame* or *None*) – Data to transform. None is expected when only the target variable is being used.
- **y** (*pd.Series*, or *None*) – Target.

**Returns** Transformed X. No original features are returned.

**Return type** *pd.DataFrame*

**update\_parameters**(*self*, *update\_dict*, *reset\_fit*=*True*)

Updates the parameter dictionary of the component.

**Parameters**

- **update\_dict** (*dict*) – A dict of parameters to update.
- **reset\_fit** (*bool*, *optional*) – If True, will set *\_is\_fitted* to False.

**class** evalml.pipelines.components.transformers.preprocessing.**TimeSeriesRegularizer**(*time\_index*=*None*,  
frequency\_payload=*None*,  
win-  
dow\_length=4,  
thresh-  
old=0.4,  
ran-  
dom\_seed=0,  
\*\*kwargs)

Transformer that regularizes an inconsistently spaced datetime column.

If X is passed in to fit/transform, the column *time\_index* will be checked for an inferrable offset frequency. If the *time\_index* column is perfectly inferrable then this Transformer will do nothing and return the original X and y.

If X does not have a perfectly inferrable frequency but one can be estimated, then X and y will be reformatted based on the estimated frequency for *time\_index*. In the original X and y passed: - Missing datetime values will be added and will have their corresponding columns in X and y set to None. - Duplicate datetime values will be dropped. - Extra datetime values will be dropped. - If it can be determined that a duplicate or extra value is misaligned, then it will be repositioned to take the place of a missing value.

This Transformer should be used before the *TimeSeriesImputer* in order to impute the missing values that were added to X and y (if passed).

### Parameters

- **time\_index** (*string*) – Name of the column containing the datetime information used to order the data, required. Defaults to None.
- **frequency\_payload** (*tuple*) – Payload returned from Woodwork’s infer\_frequency function where debug is True. Defaults to None.
- **window\_length** (*int*) – The size of the rolling window over which inference is conducted to determine the prevalence of uninferable frequencies.
- **5.** (*Lower values make this component more sensitive to recognizing numerous faulty datetime values. Defaults to*) –
- **threshold** (*float*) – The minimum percentage of windows that need to have been able to infer a frequency. Lower values make this component more
- **0.8.** (*sensitive to recognizing numerous faulty datetime values. Defaults to*) –
- **random\_seed** (*int*) – Seed for the random number generator. This transformer performs the same regardless of the random seed provided.
- **0.** (*Defaults to*) –

**Raises** **ValueError** – if the frequency\_payload parameter has not been passed a tuple

### Attributes

<b>hyper-parameter_ranges</b>	{}
<b>is_multiseries</b>	False
<b>modifies_features</b>	True
<b>modifies_target</b>	True
<b>name</b>	Time Series Regularizer
<b>training_only</b>	True

### Methods

<code>clone</code>	Constructs a new component with the same parameters and random state.
<code>default_parameters</code>	Returns the default parameters for this component.
<code>describe</code>	Describe a component and its parameters.
<code>fit</code>	Fits the TimeSeriesRegularizer.
<code>fit_transform</code>	Fits on X and transforms X.
<code>load</code>	Loads component at file path.
<code>needs_fitting</code>	Returns boolean determining if component needs fitting before calling predict, predict_proba, transform, or feature_importances.
<code>parameters</code>	Returns the parameters which were used to initialize the component.
<code>save</code>	Saves component at file path.
<code>transform</code>	Regularizes a dataframe and target data to an in-ferrable offset frequency.
<code>update_parameters</code>	Updates the parameter dictionary of the component.

**clone(self)**

Constructs a new component with the same parameters and random state.

**Returns** A new instance of this component with identical parameters and random state.

**default\_parameters(cls)**

Returns the default parameters for this component.

Our convention is that `Component.default_parameters == Component().parameters`.

**Returns** Default parameters for this component.

**Return type** dict

**describe(self, print\_name=False, return\_dict=False)**

Describe a component and its parameters.

**Parameters**

- **print\_name** (*bool, optional*) – whether to print name of component
- **return\_dict** (*bool, optional*) – whether to return description as dictionary in the format {"name": name, "parameters": parameters}

**Returns** Returns dictionary if return\_dict is True, else None.

**Return type** None or dict

**fit(self, X, y=None)**

Fits the TimeSeriesRegularizer.

**Parameters**

- **X** (*pd.DataFrame*) – The input training data of shape [n\_samples, n\_features].
- **y** (*pd.Series, optional*) – The target training data of length [n\_samples].

**Returns** self

**Raises**

- **ValueError** – if self.time\_index is None, if X and y have different lengths, if *time\_index* in X does not have an offset frequency that can be estimated

- **TypeError** – if the *time\_index* column is not of type Datetime
- **KeyError** – if the *time\_index* column doesn't exist

**fit\_transform**(*self*, *X*, *y=None*)

Fits on *X* and transforms *X*.

**Parameters**

- **X** (*pd.DataFrame*) – Data to fit and transform.
- **y** (*pd.Series*) – Target data.

**Returns** Transformed *X*.

**Return type** *pd.DataFrame*

**Raises** **MethodPropertyNotFoundError** – If transformer does not have a transform method or a *component\_obj* that implements transform.

**static load**(*file\_path*)

Loads component at file path.

**Parameters** **file\_path** (*str*) – Location to load file.

**Returns** *ComponentBase* object

**needs\_fitting**(*self*)

Returns boolean determining if component needs fitting before calling predict, predict\_proba, transform, or feature\_importances.

This can be overridden to False for components that do not need to be fit or whose fit methods do nothing.

**Returns** True.

**property parameters**(*self*)

Returns the parameters which were used to initialize the component.

**save**(*self*, *file\_path*, *pickle\_protocol=cloudpickle.DEFAULT\_PROTOCOL*)

Saves component at file path.

**Parameters**

- **file\_path** (*str*) – Location to save file.
- **pickle\_protocol** (*int*) – The pickle data stream format.

**transform**(*self*, *X*, *y=None*)

Regularizes a dataframe and target data to an inferrable offset frequency.

A 'clean' *X* and *y* (if *y* was passed in) are created based on an inferrable offset frequency and matching datetime values with the original *X* and *y* are imputed into the clean *X* and *y*. Datetime values identified as misaligned are shifted into their appropriate position.

**Parameters**

- **X** (*pd.DataFrame*) – The input training data of shape [*n\_samples*, *n\_features*].
- **y** (*pd.Series*, *optional*) – The target training data of length [*n\_samples*].

**Returns** Data with an inferrable *time\_index* offset frequency.

**Return type** (*pd.DataFrame*, *pd.Series*)

**update\_parameters**(*self*, *update\_dict*, *reset\_fit=True*)

Updates the parameter dictionary of the component.

**Parameters**

- **update\_dict** (*dict*) – A dict of parameters to update.
- **reset\_fit** (*bool*, *optional*) – If True, will set *\_is\_fitted* to False.

**class** evalml.pipelines.components.transformers.preprocessing.**URLFeaturizer**(*random\_seed=0*,  
\*\**kwargs*)

Transformer that can automatically extract features from URL.

**Parameters** **random\_seed** (*int*) – Seed for the random number generator. Defaults to 0.

**Attributes**

<b>hyper-parameter_ranges</b>	{}
<b>is_multiseries</b>	False
<b>modifies_features</b>	True
<b>modifies_target</b>	False
<b>name</b>	URL Featurizer
<b>training_only</b>	False

**Methods**

<i>clone</i>	Constructs a new component with the same parameters and random state.
<i>default_parameters</i>	Returns the default parameters for this component.
<i>describe</i>	Describe a component and its parameters.
<i>fit</i>	Fits component to data.
<i>fit_transform</i>	Fits on X and transforms X.
<i>load</i>	Loads component at file path.
<i>needs_fitting</i>	Returns boolean determining if component needs fitting before calling predict, predict_proba, transform, or feature_importances.
<i>parameters</i>	Returns the parameters which were used to initialize the component.
<i>save</i>	Saves component at file path.
<i>transform</i>	Transforms data X.
<i>update_parameters</i>	Updates the parameter dictionary of the component.

**clone**(*self*)

Constructs a new component with the same parameters and random state.

**Returns** A new instance of this component with identical parameters and random state.

**default\_parameters**(*cls*)

Returns the default parameters for this component.

Our convention is that `Component.default_parameters == Component().parameters`.

**Returns** Default parameters for this component.

**Return type** dict

**describe**(*self*, *print\_name=False*, *return\_dict=False*)

Describe a component and its parameters.

**Parameters**

- **print\_name** (*bool*, *optional*) – whether to print name of component
- **return\_dict** (*bool*, *optional*) – whether to return description as dictionary in the format {"name": name, "parameters": parameters}

**Returns** Returns dictionary if return\_dict is True, else None.

**Return type** None or dict

**fit**(*self*, *X*, *y=None*)

Fits component to data.

**Parameters**

- **X** (*pd.DataFrame*) – The input training data of shape [n\_samples, n\_features]
- **y** (*pd.Series*, *optional*) – The target training data of length [n\_samples]

**Returns** self

**Raises** **MethodPropertyNotFoundError** – If component does not have a fit method or a component\_obj that implements fit.

**fit\_transform**(*self*, *X*, *y=None*)

Fits on X and transforms X.

**Parameters**

- **X** (*pd.DataFrame*) – Data to fit and transform.
- **y** (*pd.Series*) – Target data.

**Returns** Transformed X.

**Return type** pd.DataFrame

**Raises** **MethodPropertyNotFoundError** – If transformer does not have a transform method or a component\_obj that implements transform.

**static load**(*file\_path*)

Loads component at file path.

**Parameters** **file\_path** (*str*) – Location to load file.

**Returns** ComponentBase object

**needs\_fitting**(*self*)

Returns boolean determining if component needs fitting before calling predict, predict\_proba, transform, or feature\_importances.

This can be overridden to False for components that do not need to be fit or whose fit methods do nothing.

**Returns** True.

**property parameters**(*self*)

Returns the parameters which were used to initialize the component.

**save**(*self*, *file\_path*, *pickle\_protocol*=*cloudpickle.DEFAULT\_PROTOCOL*)

Saves component at file path.

**Parameters**

- **file\_path** (*str*) – Location to save file.
- **pickle\_protocol** (*int*) – The pickle data stream format.

**transform**(*self*, *X*, *y*=*None*)

Transforms data X.

**Parameters**

- **X** (*pd.DataFrame*) – Data to transform.
- **y** (*pd.Series*, *optional*) – Target data.

**Returns** Transformed X

**Return type** *pd.DataFrame*

**Raises** **MethodPropertyNotFoundError** – If transformer does not have a transform method or a *component\_obj* that implements transform.

**update\_parameters**(*self*, *update\_dict*, *reset\_fit*=*True*)

Updates the parameter dictionary of the component.

**Parameters**

- **update\_dict** (*dict*) – A dict of parameters to update.
- **reset\_fit** (*bool*, *optional*) – If True, will set *\_is\_fitted* to False.

## samplers

Sampler components.

## Submodules

### base\_sampler

Base Sampler component. Used as the base class of all sampler components.

## Module Contents

## Classes Summary

<i>BaseSampler</i>	Base Sampler component. Used as the base class of all sampler components.
--------------------	---



## Contents

```
class evalml.pipelines.components.transformers.samplers.base_sampler.BaseSampler(parameters=None,
                                         component_obj=None,
                                         random_seed=0,
                                         **kwargs)
```

Base Sampler component. Used as the base class of all sampler components.

### Parameters

- **parameters** (*dict*) – Dictionary of parameters for the component. Defaults to None.
- **component\_obj** (*obj*) – Third-party objects useful in component implementation. Defaults to None.
- **random\_seed** (*int*) – Seed for the random number generator. Defaults to 0.

### Attributes

<b>is_multiseries</b>	False
<b>modifies_features</b>	True
<b>modifies_target</b>	True
<b>training_only</b>	True

### Methods

<i>clone</i>	Constructs a new component with the same parameters and random state.
<i>default_parameters</i>	Returns the default parameters for this component.
<i>describe</i>	Describe a component and its parameters.
<i>fit</i>	Fits the sampler to the data.
<i>fit_transform</i>	Fit and transform data using the sampler component.
<i>load</i>	Loads component at file path.
<i>name</i>	Returns string name of this component.
<i>needs_fitting</i>	Returns boolean determining if component needs fitting before calling predict, predict_proba, transform, or feature_importances.
<i>parameters</i>	Returns the parameters which were used to initialize the component.
<i>save</i>	Saves component at file path.
<i>transform</i>	Transforms the input data by sampling the data.
<i>update_parameters</i>	Updates the parameter dictionary of the component.

### **clone**(*self*)

Constructs a new component with the same parameters and random state.

**Returns** A new instance of this component with identical parameters and random state.

**default\_parameters(*cls*)**

Returns the default parameters for this component.

Our convention is that `Component.default_parameters == Component().parameters`.

**Returns** Default parameters for this component.

**Return type** dict

**describe(*self*, *print\_name=False*, *return\_dict=False*)**

Describe a component and its parameters.

**Parameters**

- **print\_name** (*bool*, *optional*) – whether to print name of component
- **return\_dict** (*bool*, *optional*) – whether to return description as dictionary in the format {"name": name, "parameters": parameters}

**Returns** Returns dictionary if `return_dict` is `True`, else `None`.

**Return type** `None` or dict

**fit(*self*, *X*, *y*)**

Fits the sampler to the data.

**Parameters**

- **X** (*pd.DataFrame*) – Input features.
- **y** (*pd.Series*) – Target.

**Returns** *self*

**Raises** **ValueError** – If *y* is `None`.

**fit\_transform(*self*, *X*, *y*)**

Fit and transform data using the sampler component.

**Parameters**

- **X** (*pd.DataFrame*) – The input training data of shape [*n\_samples*, *n\_features*].
- **y** (*pd.Series*, *optional*) – The target training data of length [*n\_samples*].

**Returns** Transformed data.

**Return type** (*pd.DataFrame*, *pd.Series*)

**static load(*file\_path*)**

Loads component at file path.

**Parameters** **file\_path** (*str*) – Location to load file.

**Returns** `ComponentBase` object

**property name(*cls*)**

Returns string name of this component.

**needs\_fitting(*self*)**

Returns boolean determining if component needs fitting before calling `predict`, `predict_proba`, `transform`, or `feature_importances`.

This can be overridden to `False` for components that do not need to be fit or whose fit methods do nothing.

**Returns** `True`.

**property** `parameters(self)`

Returns the parameters which were used to initialize the component.

**save**(*self*, *file\_path*, *pickle\_protocol=cloudpickle.DEFAULT\_PROTOCOL*)

Saves component at file path.

**Parameters**

- **file\_path** (*str*) – Location to save file.
- **pickle\_protocol** (*int*) – The pickle data stream format.

**transform**(*self*, *X*, *y*)

Transforms the input data by sampling the data.

**Parameters**

- **X** (*pd.DataFrame*) – Training features.
- **y** (*pd.Series*) – Target.

**Returns** Transformed features and target.

**Return type** *pd.DataFrame*, *pd.Series*

**update\_parameters**(*self*, *update\_dict*, *reset\_fit=True*)

Updates the parameter dictionary of the component.

**Parameters**

- **update\_dict** (*dict*) – A dict of parameters to update.
- **reset\_fit** (*bool*, *optional*) – If True, will set *\_is\_fitted* to False.

**oversampler**

SMOTE Oversampler component. Will automatically select whether to use SMOTE, SMOTEN, or SMOTENC based on inputs to the component.

**Module Contents****Classes Summary**


---

*Oversampler*

SMOTE Oversampler component. Will automatically select whether to use SMOTE, SMOTEN, or SMOTENC based on inputs to the component.

---

## Contents

```
class evalml.pipelines.components.transformers.samplers.oversampler.Oversampler(sampling_ratio=0.25,
                                                                                sam-
                                                                                pling_ratio_dict=None,
                                                                                k_neighbors_default=5,
                                                                                n_jobs=- 1,
                                                                                ran-
                                                                                dom_seed=0,
                                                                                **kwargs)
```

SMOTE Oversampler component. Will automatically select whether to use SMOTE, SMOTEN, or SMOTENC based on inputs to the component.

### Parameters

- **sampling\_ratio** (*float*) – This is the goal ratio of the minority to majority class, with range (0, 1]. A value of 0.25 means we want a 1:4 ratio of the minority to majority class after oversampling. We will create the a sampling dictionary using this ratio, with the keys corresponding to the class and the values responding to the number of samples. Defaults to 0.25.
- **sampling\_ratio\_dict** (*dict*) – A dictionary specifying the desired balanced ratio for each target value. For instance, in a binary case where class 1 is the minority, we could specify: `sampling_ratio_dict={0: 0.5, 1: 1}`, which means we would undersample class 0 to have twice the number of samples as class 1 (minority:majority ratio = 0.5), and don't sample class 1. Overrides `sampling_ratio` if provided. Defaults to None.
- **k\_neighbors\_default** (*int*) – The number of nearest neighbors used to construct synthetic samples. This is the default value used, but the actual `k_neighbors` value might be smaller if there are less samples. Defaults to 5.
- **n\_jobs** (*int*) – The number of CPU cores to use. Defaults to -1.
- **random\_seed** (*int*) – The seed to use for random sampling. Defaults to 0.

### Attributes

<b>hyper- parame- ter_ranges</b>	None
<b>is_multiseries</b>	False
<b>modi- fies_features</b>	True
<b>modi- fies_target</b>	True
<b>name</b>	Oversampler
<b>train- ing_only</b>	True

### Methods

<code>clone</code>	Constructs a new component with the same parameters and random state.
<code>default_parameters</code>	Returns the default parameters for this component.
<code>describe</code>	Describe a component and its parameters.
<code>fit</code>	Fits oversampler to data.
<code>fit_transform</code>	Fit and transform data using the sampler component.
<code>load</code>	Loads component at file path.
<code>needs_fitting</code>	Returns boolean determining if component needs fitting before calling predict, predict_proba, transform, or feature_importances.
<code>parameters</code>	Returns the parameters which were used to initialize the component.
<code>save</code>	Saves component at file path.
<code>transform</code>	Transforms the input data by Oversampling the data.
<code>update_parameters</code>	Updates the parameter dictionary of the component.

**clone(*self*)**

Constructs a new component with the same parameters and random state.

**Returns** A new instance of this component with identical parameters and random state.

**default\_parameters(*cls*)**

Returns the default parameters for this component.

Our convention is that `Component.default_parameters == Component().parameters`.

**Returns** Default parameters for this component.

**Return type** dict

**describe(*self*, *print\_name=False*, *return\_dict=False*)**

Describe a component and its parameters.

**Parameters**

- **print\_name** (*bool*, *optional*) – whether to print name of component
- **return\_dict** (*bool*, *optional*) – whether to return description as dictionary in the format {"name": name, "parameters": parameters}

**Returns** Returns dictionary if return\_dict is True, else None.

**Return type** None or dict

**fit(*self*, *X*, *y*)**

Fits oversampler to data.

**Parameters**

- **X** (*pd.DataFrame*) – The input training data of shape [n\_samples, n\_features].
- **y** (*pd.Series*, *optional*) – The target training data of length [n\_samples].

**Returns** self

**fit\_transform(*self*, *X*, *y*)**

Fit and transform data using the sampler component.

**Parameters**

- **X** (*pd.DataFrame*) – The input training data of shape [n\_samples, n\_features].

- **y** (*pd.Series*, *optional*) – The target training data of length [n\_samples].

**Returns** Transformed data.

**Return type** (*pd.DataFrame*, *pd.Series*)

**static load**(*file\_path*)

Loads component at file path.

**Parameters** **file\_path** (*str*) – Location to load file.

**Returns** ComponentBase object

**needs\_fitting**(*self*)

Returns boolean determining if component needs fitting before calling predict, predict\_proba, transform, or feature\_importances.

This can be overridden to False for components that do not need to be fit or whose fit methods do nothing.

**Returns** True.

**property parameters**(*self*)

Returns the parameters which were used to initialize the component.

**save**(*self*, *file\_path*, *pickle\_protocol=cloudpickle.DEFAULT\_PROTOCOL*)

Saves component at file path.

**Parameters**

- **file\_path** (*str*) – Location to save file.
- **pickle\_protocol** (*int*) – The pickle data stream format.

**transform**(*self*, *X*, *y=None*)

Transforms the input data by Oversampling the data.

**Parameters**

- **X** (*pd.DataFrame*) – Training features.
- **y** (*pd.Series*) – Target.

**Returns** Transformed features and target.

**Return type** *pd.DataFrame*, *pd.Series*

**update\_parameters**(*self*, *update\_dict*, *reset\_fit=True*)

Updates the parameter dictionary of the component.

**Parameters**

- **update\_dict** (*dict*) – A dict of parameters to update.
- **reset\_fit** (*bool*, *optional*) – If True, will set *\_is\_fitted* to False.

## undersampler

An undersampling transformer to downsample the majority classes in the dataset.

## Module Contents

## Classes Summary

<i>Undersampler</i>	Initializes an undersampling transformer to downsample the majority classes in the dataset.
---------------------	---

## Contents

```
class evalml.pipelines.components.transformers.samplers.undersampler.Undersampler(sampling_ratio=0.25,
                                          sampling_ratio_dict=None,
                                          min_samples=100,
                                          min_percentage=0.1,
                                          random_seed=0,
                                          **kwargs)
```

Initializes an undersampling transformer to downsample the majority classes in the dataset.

This component is only run during training and not during predict.

### Parameters

- **sampling\_ratio** (*float*) – The smallest minority:majority ratio that is accepted as ‘balanced’. For instance, a 1:4 ratio would be represented as 0.25, while a 1:1 ratio is 1.0. Must be between 0 and 1, inclusive. Defaults to 0.25.
- **sampling\_ratio\_dict** (*dict*) – A dictionary specifying the desired balanced ratio for each target value. For instance, in a binary case where class 1 is the minority, we could specify: *sampling\_ratio\_dict={0: 0.5, 1: 1}*, which means we would undersample class 0 to have twice the number of samples as class 1 (minority:majority ratio = 0.5), and don’t sample class 1. Overrides *sampling\_ratio* if provided. Defaults to None.
- **min\_samples** (*int*) – The minimum number of samples that we must have for any class, pre or post sampling. If a class must be downsampled, it will not be downsampled past this value. To determine severe imbalance, the minority class must occur less often than this and must have a class ratio below *min\_percentage*. Must be greater than 0. Defaults to 100.
- **min\_percentage** (*float*) – The minimum percentage of the minimum class to total dataset that we tolerate, as long as it is above *min\_samples*. If *min\_percentage* and *min\_samples* are not met, treat this as severely imbalanced, and we will not resample the data. Must be between 0 and 0.5, inclusive. Defaults to 0.1.
- **random\_seed** (*int*) – The seed to use for random sampling. Defaults to 0.

### Raises

- **ValueError** – If *sampling\_ratio* is not in the range (0, 1].
- **ValueError** – If *min\_sample* is not greater than 0.

- **ValueError** – If `min_percentage` is not between 0 and 0.5, inclusive.

#### Attributes

<b>hyper-parameter_ranges</b>	<code>{}</code>
<b>is_multiseries</b>	<code>False</code>
<b>modifies_features</b>	<code>True</code>
<b>modifies_target</b>	<code>True</code>
<b>name</b>	<code>Undersampler</code>
<b>training_only</b>	<code>True</code>

#### Methods

<i><a href="#">clone</a></i>	Constructs a new component with the same parameters and random state.
<i><a href="#">default_parameters</a></i>	Returns the default parameters for this component.
<i><a href="#">describe</a></i>	Describe a component and its parameters.
<i><a href="#">fit</a></i>	Fits the sampler to the data.
<i><a href="#">fit_resample</a></i>	Resampling technique for this sampler.
<i><a href="#">fit_transform</a></i>	Fit and transform data using the sampler component.
<i><a href="#">load</a></i>	Loads component at file path.
<i><a href="#">needs_fitting</a></i>	Returns boolean determining if component needs fitting before calling <code>predict</code> , <code>predict_proba</code> , <code>transform</code> , or <code>feature_importances</code> .
<i><a href="#">parameters</a></i>	Returns the parameters which were used to initialize the component.
<i><a href="#">save</a></i>	Saves component at file path.
<i><a href="#">transform</a></i>	Transforms the input data by sampling the data.
<i><a href="#">update_parameters</a></i>	Updates the parameter dictionary of the component.

#### **clone**(*self*)

Constructs a new component with the same parameters and random state.

**Returns** A new instance of this component with identical parameters and random state.

#### **default\_parameters**(*cls*)

Returns the default parameters for this component.

Our convention is that `Component.default_parameters == Component().parameters`.

**Returns** Default parameters for this component.

**Return type** dict

#### **describe**(*self*, *print\_name=False*, *return\_dict=False*)

Describe a component and its parameters.

##### Parameters

- **print\_name** (*bool*, *optional*) – whether to print name of component



- **return\_dict** (*bool, optional*) – whether to return description as dictionary in the format {"name": name, "parameters": parameters}

**Returns** Returns dictionary if return\_dict is True, else None.

**Return type** None or dict

**fit**(*self, X, y*)

Fits the sampler to the data.

**Parameters**

- **X** (*pd.DataFrame*) – Input features.
- **y** (*pd.Series*) – Target.

**Returns** self

**Raises** **ValueError** – If y is None.

**fit\_resample**(*self, X, y*)

Resampling technique for this sampler.

**Parameters**

- **X** (*pd.DataFrame*) – Training data to fit and resample.
- **y** (*pd.Series*) – Training data targets to fit and resample.

**Returns** Indices to keep for training data.

**Return type** list

**fit\_transform**(*self, X, y*)

Fit and transform data using the sampler component.

**Parameters**

- **X** (*pd.DataFrame*) – The input training data of shape [n\_samples, n\_features].
- **y** (*pd.Series, optional*) – The target training data of length [n\_samples].

**Returns** Transformed data.

**Return type** (pd.DataFrame, pd.Series)

**static load**(*file\_path*)

Loads component at file path.

**Parameters** **file\_path** (*str*) – Location to load file.

**Returns** ComponentBase object

**needs\_fitting**(*self*)

Returns boolean determining if component needs fitting before calling predict, predict\_proba, transform, or feature\_importances.

This can be overridden to False for components that do not need to be fit or whose fit methods do nothing.

**Returns** True.

**property parameters**(*self*)

Returns the parameters which were used to initialize the component.

**save**(*self*, *file\_path*, *pickle\_protocol*=*cloudpickle.DEFAULT\_PROTOCOL*)

Saves component at file path.

**Parameters**

- **file\_path** (*str*) – Location to save file.
- **pickle\_protocol** (*int*) – The pickle data stream format.

**transform**(*self*, *X*, *y=None*)

Transforms the input data by sampling the data.

**Parameters**

- **X** (*pd.DataFrame*) – Training features.
- **y** (*pd.Series*) – Target.

**Returns** Transformed features and target.

**Return type** *pd.DataFrame*, *pd.Series*

**update\_parameters**(*self*, *update\_dict*, *reset\_fit=True*)

Updates the parameter dictionary of the component.

**Parameters**

- **update\_dict** (*dict*) – A dict of parameters to update.
- **reset\_fit** (*bool*, *optional*) – If True, will set *\_is\_fitted* to False.

## Package Contents

### Classes Summary

<i>Oversampler</i>	SMOTE Oversampler component. Will automatically select whether to use SMOTE, SMOTEN, or SMOTENC based on inputs to the component.
<i>Undersampler</i>	Initializes an undersampling transformer to downsample the majority classes in the dataset.

### Contents

```
class evalml.pipelines.components.transformers.samplers.Oversampler(sampling_ratio=0.25,  
                                                                    sampling_ratio_dict=None,  
                                                                    k_neighbors_default=5,  
                                                                    n_jobs=- 1,  
                                                                    random_seed=0,  
                                                                    **kwargs)
```

SMOTE Oversampler component. Will automatically select whether to use SMOTE, SMOTEN, or SMOTENC based on inputs to the component.

**Parameters**

- **sampling\_ratio** (*float*) – This is the goal ratio of the minority to majority class, with range (0, 1]. A value of 0.25 means we want a 1:4 ratio of the minority to majority class after oversampling. We will create the a sampling dictionary using this ratio, with the keys

corresponding to the class and the values responding to the number of samples. Defaults to 0.25.

- **sampling\_ratio\_dict** (*dict*) – A dictionary specifying the desired balanced ratio for each target value. For instance, in a binary case where class 1 is the minority, we could specify: `sampling_ratio_dict={0: 0.5, 1: 1}`, which means we would undersample class 0 to have twice the number of samples as class 1 (minority:majority ratio = 0.5), and don't sample class 1. Overrides `sampling_ratio` if provided. Defaults to None.
- **k\_neighbors\_default** (*int*) – The number of nearest neighbors used to construct synthetic samples. This is the default value used, but the actual `k_neighbors` value might be smaller if there are less samples. Defaults to 5.
- **n\_jobs** (*int*) – The number of CPU cores to use. Defaults to -1.
- **random\_seed** (*int*) – The seed to use for random sampling. Defaults to 0.

#### Attributes

<b>hyper-parameter_ranges</b>	None
<b>is_multiseries</b>	False
<b>modifies_features</b>	True
<b>modifies_target</b>	True
<b>name</b>	Oversampler
<b>training_only</b>	True

#### Methods

<i>clone</i>	Constructs a new component with the same parameters and random state.
<i>default_parameters</i>	Returns the default parameters for this component.
<i>describe</i>	Describe a component and its parameters.
<i>fit</i>	Fits oversampler to data.
<i>fit_transform</i>	Fit and transform data using the sampler component.
<i>load</i>	Loads component at file path.
<i>needs_fitting</i>	Returns boolean determining if component needs fitting before calling predict, predict_proba, transform, or feature_importances.
<i>parameters</i>	Returns the parameters which were used to initialize the component.
<i>save</i>	Saves component at file path.
<i>transform</i>	Transforms the input data by Oversampling the data.
<i>update_parameters</i>	Updates the parameter dictionary of the component.

#### **clone**(*self*)

Constructs a new component with the same parameters and random state.

**Returns** A new instance of this component with identical parameters and random state.

**default\_parameters(*cls*)**

Returns the default parameters for this component.

Our convention is that `Component.default_parameters == Component().parameters`.

**Returns** Default parameters for this component.

**Return type** dict

**describe(*self*, *print\_name=False*, *return\_dict=False*)**

Describe a component and its parameters.

**Parameters**

- **print\_name** (*bool*, *optional*) – whether to print name of component
- **return\_dict** (*bool*, *optional*) – whether to return description as dictionary in the format {"name": name, "parameters": parameters}

**Returns** Returns dictionary if `return_dict` is `True`, else `None`.

**Return type** None or dict

**fit(*self*, *X*, *y*)**

Fits oversampler to data.

**Parameters**

- **X** (*pd.DataFrame*) – The input training data of shape `[n_samples, n_features]`.
- **y** (*pd.Series*, *optional*) – The target training data of length `[n_samples]`.

**Returns** `self`

**fit\_transform(*self*, *X*, *y*)**

Fit and transform data using the sampler component.

**Parameters**

- **X** (*pd.DataFrame*) – The input training data of shape `[n_samples, n_features]`.
- **y** (*pd.Series*, *optional*) – The target training data of length `[n_samples]`.

**Returns** Transformed data.

**Return type** (*pd.DataFrame*, *pd.Series*)

**static load(*file\_path*)**

Loads component at file path.

**Parameters** **file\_path** (*str*) – Location to load file.

**Returns** `ComponentBase` object

**needs\_fitting(*self*)**

Returns boolean determining if component needs fitting before calling `predict`, `predict_proba`, `transform`, or `feature_importances`.

This can be overridden to `False` for components that do not need to be fit or whose fit methods do nothing.

**Returns** `True`.

**property parameters(*self*)**

Returns the parameters which were used to initialize the component.

**save**(*self*, *file\_path*, *pickle\_protocol*=*cloudpickle.DEFAULT\_PROTOCOL*)

Saves component at file path.

**Parameters**

- **file\_path** (*str*) – Location to save file.
- **pickle\_protocol** (*int*) – The pickle data stream format.

**transform**(*self*, *X*, *y=None*)

Transforms the input data by Oversampling the data.

**Parameters**

- **X** (*pd.DataFrame*) – Training features.
- **y** (*pd.Series*) – Target.

**Returns** Transformed features and target.

**Return type** *pd.DataFrame*, *pd.Series*

**update\_parameters**(*self*, *update\_dict*, *reset\_fit=True*)

Updates the parameter dictionary of the component.

**Parameters**

- **update\_dict** (*dict*) – A dict of parameters to update.
- **reset\_fit** (*bool*, *optional*) – If True, will set *\_is\_fitted* to False.

```
class evalml.pipelines.components.transformers.samplers.Undersampler(sampling_ratio=0.25,
                                                                    sampling_ratio_dict=None,
                                                                    min_samples=100,
                                                                    min_percentage=0.1,
                                                                    random_seed=0,
                                                                    **kwargs)
```

Initializes an undersampling transformer to downsample the majority classes in the dataset.

This component is only run during training and not during predict.

**Parameters**

- **sampling\_ratio** (*float*) – The smallest minority:majority ratio that is accepted as ‘balanced’. For instance, a 1:4 ratio would be represented as 0.25, while a 1:1 ratio is 1.0. Must be between 0 and 1, inclusive. Defaults to 0.25.
- **sampling\_ratio\_dict** (*dict*) – A dictionary specifying the desired balanced ratio for each target value. For instance, in a binary case where class 1 is the minority, we could specify: *sampling\_ratio\_dict*={0: 0.5, 1: 1}, which means we would undersample class 0 to have twice the number of samples as class 1 (minority:majority ratio = 0.5), and don’t sample class 1. Overrides *sampling\_ratio* if provided. Defaults to None.
- **min\_samples** (*int*) – The minimum number of samples that we must have for any class, pre or post sampling. If a class must be downsampled, it will not be downsampled past this value. To determine severe imbalance, the minority class must occur less often than this and must have a class ratio below *min\_percentage*. Must be greater than 0. Defaults to 100.
- **min\_percentage** (*float*) – The minimum percentage of the minimum class to total dataset that we tolerate, as long as it is above *min\_samples*. If *min\_percentage* and *min\_samples* are not met, treat this as severely imbalanced, and we will not resample the data. Must be between 0 and 0.5, inclusive. Defaults to 0.1.

- **random\_seed** (*int*) – The seed to use for random sampling. Defaults to 0.

**Raises**

- **ValueError** – If `sampling_ratio` is not in the range (0, 1].
- **ValueError** – If `min_sample` is not greater than 0.
- **ValueError** – If `min_percentage` is not between 0 and 0.5, inclusive.

**Attributes**

<b>hyper-parameter_ranges</b>	{}
<b>is_multiseries</b>	False
<b>modifies_features</b>	True
<b>modifies_target</b>	True
<b>name</b>	Undersampler
<b>training_only</b>	True

**Methods**

<i>clone</i>	Constructs a new component with the same parameters and random state.
<i>default_parameters</i>	Returns the default parameters for this component.
<i>describe</i>	Describe a component and its parameters.
<i>fit</i>	Fits the sampler to the data.
<i>fit_resample</i>	Resampling technique for this sampler.
<i>fit_transform</i>	Fit and transform data using the sampler component.
<i>load</i>	Loads component at file path.
<i>needs_fitting</i>	Returns boolean determining if component needs fitting before calling <code>predict</code> , <code>predict_proba</code> , <code>transform</code> , or <code>feature_importances</code> .
<i>parameters</i>	Returns the parameters which were used to initialize the component.
<i>save</i>	Saves component at file path.
<i>transform</i>	Transforms the input data by sampling the data.
<i>update_parameters</i>	Updates the parameter dictionary of the component.

**clone(self)**

Constructs a new component with the same parameters and random state.

**Returns** A new instance of this component with identical parameters and random state.

**default\_parameters(cls)**

Returns the default parameters for this component.

Our convention is that `Component.default_parameters == Component().parameters`.

**Returns** Default parameters for this component.

**Return type** dict

**describe**(*self*, *print\_name=False*, *return\_dict=False*)

Describe a component and its parameters.

**Parameters**

- **print\_name** (*bool*, *optional*) – whether to print name of component
- **return\_dict** (*bool*, *optional*) – whether to return description as dictionary in the format {"name": name, "parameters": parameters}

**Returns** Returns dictionary if return\_dict is True, else None.

**Return type** None or dict

**fit**(*self*, *X*, *y*)

Fits the sampler to the data.

**Parameters**

- **X** (*pd.DataFrame*) – Input features.
- **y** (*pd.Series*) – Target.

**Returns** self

**Raises** **ValueError** – If y is None.

**fit\_resample**(*self*, *X*, *y*)

Resampling technique for this sampler.

**Parameters**

- **X** (*pd.DataFrame*) – Training data to fit and resample.
- **y** (*pd.Series*) – Training data targets to fit and resample.

**Returns** Indices to keep for training data.

**Return type** list

**fit\_transform**(*self*, *X*, *y*)

Fit and transform data using the sampler component.

**Parameters**

- **X** (*pd.DataFrame*) – The input training data of shape [n\_samples, n\_features].
- **y** (*pd.Series*, *optional*) – The target training data of length [n\_samples].

**Returns** Transformed data.

**Return type** (pd.DataFrame, pd.Series)

**static load**(*file\_path*)

Loads component at file path.

**Parameters** **file\_path** (*str*) – Location to load file.

**Returns** ComponentBase object

**needs\_fitting**(*self*)

Returns boolean determining if component needs fitting before calling predict, predict\_proba, transform, or feature\_importances.

This can be overridden to False for components that do not need to be fit or whose fit methods do nothing.

**Returns** True.

**property** `parameters(self)`

Returns the parameters which were used to initialize the component.

**save**(*self*, *file\_path*, *pickle\_protocol=cloudpickle.DEFAULT\_PROTOCOL*)

Saves component at file path.

**Parameters**

- **file\_path** (*str*) – Location to save file.
- **pickle\_protocol** (*int*) – The pickle data stream format.

**transform**(*self*, *X*, *y=None*)

Transforms the input data by sampling the data.

**Parameters**

- **X** (*pd.DataFrame*) – Training features.
- **y** (*pd.Series*) – Target.

**Returns** Transformed features and target.

**Return type** *pd.DataFrame*, *pd.Series*

**update\_parameters**(*self*, *update\_dict*, *reset\_fit=True*)

Updates the parameter dictionary of the component.

**Parameters**

- **update\_dict** (*dict*) – A dict of parameters to update.
- **reset\_fit** (*bool*, *optional*) – If True, will set *\_is\_fitted* to False.

## scalers

Components that scale input data.

## Submodules

### standard\_scaler

A transformer that standardizes input features by removing the mean and scaling to unit variance.

## Module Contents

### Classes Summary

---

*StandardScaler*

A transformer that standardizes input features by removing the mean and scaling to unit variance.

---



## Contents

**class** evalml.pipelines.components.transformers.scalers.standard\_scaler.**StandardScaler**(*random\_seed=0*, *\*\*kwargs*)

A transformer that standardizes input features by removing the mean and scaling to unit variance.

**Parameters** **random\_seed** (*int*) – Seed for the random number generator. Defaults to 0.

### Attributes

<b>hyper-parameter_ranges</b>	{}
<b>is_multiseries</b>	False
<b>modifies_features</b>	True
<b>modifies_target</b>	False
<b>name</b>	Standard Scaler
<b>training_only</b>	False

### Methods

<i>clone</i>	Constructs a new component with the same parameters and random state.
<i>default_parameters</i>	Returns the default parameters for this component.
<i>describe</i>	Describe a component and its parameters.
<i>fit</i>	Fits the standard scalar on the given data.
<i>fit_transform</i>	Fit and transform data using the standard scaler component.
<i>load</i>	Loads component at file path.
<i>needs_fitting</i>	Returns boolean determining if component needs fitting before calling predict, predict_proba, transform, or feature_importances.
<i>parameters</i>	Returns the parameters which were used to initialize the component.
<i>save</i>	Saves component at file path.
<i>transform</i>	Transform data using the fitted standard scaler.
<i>update_parameters</i>	Updates the parameter dictionary of the component.

### **clone**(*self*)

Constructs a new component with the same parameters and random state.

**Returns** A new instance of this component with identical parameters and random state.

### **default\_parameters**(*cls*)

Returns the default parameters for this component.

Our convention is that `Component.default_parameters == Component().parameters`.

**Returns** Default parameters for this component.

**Return type** dict

**describe**(*self*, *print\_name=False*, *return\_dict=False*)

Describe a component and its parameters.

**Parameters**

- **print\_name** (*bool*, *optional*) – whether to print name of component
- **return\_dict** (*bool*, *optional*) – whether to return description as dictionary in the format {"name": name, "parameters": parameters}

**Returns** Returns dictionary if return\_dict is True, else None.

**Return type** None or dict

**fit**(*self*, *X*, *y=None*)

Fits the standard scalar on the given data.

**Parameters**

- **X** (*pd.DataFrame*) – The input training data of shape [n\_samples, n\_features].
- **y** (*pd.Series*, *optional*) – The target training data of length [n\_samples].

**Returns** self

**fit\_transform**(*self*, *X*, *y=None*)

Fit and transform data using the standard scaler component.

**Parameters**

- **X** (*pd.DataFrame*) – The input training data of shape [n\_samples, n\_features].
- **y** (*pd.Series*, *optional*) – The target training data of length [n\_samples].

**Returns** Transformed data.

**Return type** pd.DataFrame

**static load**(*file\_path*)

Loads component at file path.

**Parameters** **file\_path** (*str*) – Location to load file.

**Returns** ComponentBase object

**needs\_fitting**(*self*)

Returns boolean determining if component needs fitting before calling predict, predict\_proba, transform, or feature\_importances.

This can be overridden to False for components that do not need to be fit or whose fit methods do nothing.

**Returns** True.

**property parameters**(*self*)

Returns the parameters which were used to initialize the component.

**save**(*self*, *file\_path*, *pickle\_protocol=cloudpickle.DEFAULT\_PROTOCOL*)

Saves component at file path.

**Parameters**

- **file\_path** (*str*) – Location to save file.
- **pickle\_protocol** (*int*) – The pickle data stream format.

**transform**(*self*, *X*, *y=None*)

Transform data using the fitted standard scaler.

**Parameters**

- **X** (*pd.DataFrame*) – The input training data of shape [n\_samples, n\_features].
- **y** (*pd.Series*, *optional*) – The target training data of length [n\_samples].

**Returns** Transformed data.

**Return type** *pd.DataFrame*

**update\_parameters**(*self*, *update\_dict*, *reset\_fit=True*)

Updates the parameter dictionary of the component.

**Parameters**

- **update\_dict** (*dict*) – A dict of parameters to update.
- **reset\_fit** (*bool*, *optional*) – If True, will set *\_is\_fitted* to False.

## Package Contents

## Classes Summary

---

*StandardScaler*

A transformer that standardizes input features by removing the mean and scaling to unit variance.

---

## Contents

**class** `evalml.pipelines.components.transformers.scalers.StandardScaler`(*random\_seed=0*,  
\*\**kwargs*)

A transformer that standardizes input features by removing the mean and scaling to unit variance.

**Parameters** **random\_seed** (*int*) – Seed for the random number generator. Defaults to 0.

**Attributes**

<b>hyper-parameter_ranges</b>	{}
<b>is_multiseries</b>	False
<b>modifies_features</b>	True
<b>modifies_target</b>	False
<b>name</b>	Standard Scaler
<b>training_only</b>	False

**Methods**

<code>clone</code>	Constructs a new component with the same parameters and random state.
<code>default_parameters</code>	Returns the default parameters for this component.
<code>describe</code>	Describe a component and its parameters.
<code>fit</code>	Fits the standard scalar on the given data.
<code>fit_transform</code>	Fit and transform data using the standard scaler component.
<code>load</code>	Loads component at file path.
<code>needs_fitting</code>	Returns boolean determining if component needs fitting before calling predict, predict_proba, transform, or feature_importances.
<code>parameters</code>	Returns the parameters which were used to initialize the component.
<code>save</code>	Saves component at file path.
<code>transform</code>	Transform data using the fitted standard scaler.
<code>update_parameters</code>	Updates the parameter dictionary of the component.

**clone(self)**

Constructs a new component with the same parameters and random state.

**Returns** A new instance of this component with identical parameters and random state.

**default\_parameters(cls)**

Returns the default parameters for this component.

Our convention is that `Component.default_parameters == Component().parameters`.

**Returns** Default parameters for this component.

**Return type** dict

**describe(self, print\_name=False, return\_dict=False)**

Describe a component and its parameters.

**Parameters**

- **print\_name** (*bool, optional*) – whether to print name of component
- **return\_dict** (*bool, optional*) – whether to return description as dictionary in the format {"name": name, "parameters": parameters}

**Returns** Returns dictionary if return\_dict is True, else None.

**Return type** None or dict

**fit(self, X, y=None)**

Fits the standard scalar on the given data.

**Parameters**

- **X** (*pd.DataFrame*) – The input training data of shape [n\_samples, n\_features].
- **y** (*pd.Series, optional*) – The target training data of length [n\_samples].

**Returns** self

**fit\_transform(self, X, y=None)**

Fit and transform data using the standard scaler component.

**Parameters**

- **X** (*pd.DataFrame*) – The input training data of shape [n\_samples, n\_features].
- **y** (*pd.Series*, *optional*) – The target training data of length [n\_samples].

**Returns** Transformed data.

**Return type** *pd.DataFrame*

**static load**(*file\_path*)

Loads component at file path.

**Parameters** **file\_path** (*str*) – Location to load file.

**Returns** *ComponentBase* object

**needs\_fitting**(*self*)

Returns boolean determining if component needs fitting before calling predict, predict\_proba, transform, or feature\_importances.

This can be overridden to False for components that do not need to be fit or whose fit methods do nothing.

**Returns** True.

**property parameters**(*self*)

Returns the parameters which were used to initialize the component.

**save**(*self*, *file\_path*, *pickle\_protocol=cloudpickle.DEFAULT\_PROTOCOL*)

Saves component at file path.

**Parameters**

- **file\_path** (*str*) – Location to save file.
- **pickle\_protocol** (*int*) – The pickle data stream format.

**transform**(*self*, *X*, *y=None*)

Transform data using the fitted standard scaler.

**Parameters**

- **X** (*pd.DataFrame*) – The input training data of shape [n\_samples, n\_features].
- **y** (*pd.Series*, *optional*) – The target training data of length [n\_samples].

**Returns** Transformed data.

**Return type** *pd.DataFrame*

**update\_parameters**(*self*, *update\_dict*, *reset\_fit=True*)

Updates the parameter dictionary of the component.

**Parameters**

- **update\_dict** (*dict*) – A dict of parameters to update.
- **reset\_fit** (*bool*, *optional*) – If True, will set *\_is\_fitted* to False.

## Submodules

### column\_selectors

Initializes an transformer that selects specified columns in input data.

## Module Contents

### Classes Summary

<i>ColumnSelector</i>	Initializes an transformer that selects specified columns in input data.
<i>DropColumns</i>	Drops specified columns in input data.
<i>SelectByType</i>	Selects columns by specified Woodwork logical type or semantic tag in input data.
<i>SelectColumns</i>	Selects specified columns in input data.

## Contents

```
class evalml.pipelines.components.transformers.column_selectors.ColumnSelector(columns=None,  
                                                                              ran-  
                                                                              dom_seed=0,  
                                                                              **kwargs)
```

Initializes an transformer that selects specified columns in input data.

#### Parameters

- **columns** (*list(string)*) – List of column names, used to determine which columns to select.
- **random\_seed** (*int*) – Seed for the random number generator. Defaults to 0.

#### Attributes

<b>is_multiseries</b>	False
<b>modi- fies_features</b>	True
<b>modi- fies_target</b>	False
<b>train- ing_only</b>	False

#### Methods

<code>clone</code>	Constructs a new component with the same parameters and random state.
<code>default_parameters</code>	Returns the default parameters for this component.
<code>describe</code>	Describe a component and its parameters.
<code>fit</code>	Fits the transformer by checking if column names are present in the dataset.
<code>fit_transform</code>	Fits on X and transforms X.
<code>load</code>	Loads component at file path.
<code>name</code>	Returns string name of this component.
<code>needs_fitting</code>	Returns boolean determining if component needs fitting before calling predict, predict_proba, transform, or feature_importances.
<code>parameters</code>	Returns the parameters which were used to initialize the component.
<code>save</code>	Saves component at file path.
<code>transform</code>	Transform data using fitted column selector component.
<code>update_parameters</code>	Updates the parameter dictionary of the component.

**clone(self)**

Constructs a new component with the same parameters and random state.

**Returns** A new instance of this component with identical parameters and random state.

**default\_parameters(cls)**

Returns the default parameters for this component.

Our convention is that `Component.default_parameters == Component().parameters`.

**Returns** Default parameters for this component.

**Return type** dict

**describe(self, print\_name=False, return\_dict=False)**

Describe a component and its parameters.

**Parameters**

- **print\_name** (*bool, optional*) – whether to print name of component
- **return\_dict** (*bool, optional*) – whether to return description as dictionary in the format {"name": name, "parameters": parameters}

**Returns** Returns dictionary if return\_dict is True, else None.

**Return type** None or dict

**fit(self, X, y=None)**

Fits the transformer by checking if column names are present in the dataset.

**Parameters**

- **X** (*pd.DataFrame*) – Data to check.
- **y** (*pd.Series, ignored*) – Targets.

**Returns** self

**fit\_transform**(*self*, *X*, *y=None*)

Fits on *X* and transforms *X*.

**Parameters**

- **X** (*pd.DataFrame*) – Data to fit and transform.
- **y** (*pd.Series*) – Target data.

**Returns** Transformed *X*.

**Return type** *pd.DataFrame*

**Raises** **MethodPropertyNotFoundError** – If transformer does not have a transform method or a *component\_obj* that implements transform.

**static load**(*file\_path*)

Loads component at file path.

**Parameters** **file\_path** (*str*) – Location to load file.

**Returns** *ComponentBase* object

**property name**(*cls*)

Returns string name of this component.

**needs\_fitting**(*self*)

Returns boolean determining if component needs fitting before calling *predict*, *predict\_proba*, *transform*, or *feature\_importances*.

This can be overridden to *False* for components that do not need to be fit or whose fit methods do nothing.

**Returns** *True*.

**property parameters**(*self*)

Returns the parameters which were used to initialize the component.

**save**(*self*, *file\_path*, *pickle\_protocol=cloudpickle.DEFAULT\_PROTOCOL*)

Saves component at file path.

**Parameters**

- **file\_path** (*str*) – Location to save file.
- **pickle\_protocol** (*int*) – The pickle data stream format.

**transform**(*self*, *X*, *y=None*)

Transform data using fitted column selector component.

**Parameters**

- **X** (*pd.DataFrame*) – The input training data of shape [*n\_samples*, *n\_features*].
- **y** (*pd.Series*, *optional*) – The target training data of length [*n\_samples*].

**Returns** Transformed data.

**Return type** *pd.DataFrame*

**update\_parameters**(*self*, *update\_dict*, *reset\_fit=True*)

Updates the parameter dictionary of the component.

**Parameters**

- **update\_dict** (*dict*) – A dict of parameters to update.



- **reset\_fit** (*bool*, *optional*) – If True, will set *\_is\_fitted* to False.

**class** evalml.pipelines.components.transformers.column\_selectors.**DropColumns**(*columns=None*,  
*random\_seed=0*,  
*\*\*kwargs*)

Drops specified columns in input data.

#### Parameters

- **columns** (*list(string)*) – List of column names, used to determine which columns to drop.
- **random\_seed** (*int*) – Seed for the random number generator. Defaults to 0.

#### Attributes

<b>hyper-param-eter_ranges</b>	{}
<b>is_multiseries</b>	False
<b>modifies_features</b>	True
<b>modifies_target</b>	False
<b>name</b>	Drop Columns Transformer
<b>needs_fitting</b>	False
<b>training_only</b>	False

#### Methods

<i>clone</i>	Constructs a new component with the same parameters and random state.
<i>default_parameters</i>	Returns the default parameters for this component.
<i>describe</i>	Describe a component and its parameters.
<i>fit</i>	Fits the transformer by checking if column names are present in the dataset.
<i>fit_transform</i>	Fits on X and transforms X.
<i>load</i>	Loads component at file path.
<i>parameters</i>	Returns the parameters which were used to initialize the component.
<i>save</i>	Saves component at file path.
<i>transform</i>	Transforms data X by dropping columns.
<i>update_parameters</i>	Updates the parameter dictionary of the component.

#### **clone**(*self*)

Constructs a new component with the same parameters and random state.

**Returns** A new instance of this component with identical parameters and random state.

#### **default\_parameters**(*cls*)

Returns the default parameters for this component.

Our convention is that `Component.default_parameters == Component().parameters`.

**Returns** Default parameters for this component.

**Return type** dict

**describe**(*self*, *print\_name=False*, *return\_dict=False*)

Describe a component and its parameters.

**Parameters**

- **print\_name** (*bool*, *optional*) – whether to print name of component
- **return\_dict** (*bool*, *optional*) – whether to return description as dictionary in the format {"name": name, "parameters": parameters}

**Returns** Returns dictionary if return\_dict is True, else None.

**Return type** None or dict

**fit**(*self*, *X*, *y=None*)

Fits the transformer by checking if column names are present in the dataset.

**Parameters**

- **X** (*pd.DataFrame*) – Data to check.
- **y** (*pd.Series*, *ignored*) – Targets.

**Returns** self

**fit\_transform**(*self*, *X*, *y=None*)

Fits on X and transforms X.

**Parameters**

- **X** (*pd.DataFrame*) – Data to fit and transform.
- **y** (*pd.Series*) – Target data.

**Returns** Transformed X.

**Return type** pd.DataFrame

**Raises** **MethodPropertyNotFoundError** – If transformer does not have a transform method or a component\_obj that implements transform.

**static load**(*file\_path*)

Loads component at file path.

**Parameters** **file\_path** (*str*) – Location to load file.

**Returns** ComponentBase object

**property parameters**(*self*)

Returns the parameters which were used to initialize the component.

**save**(*self*, *file\_path*, *pickle\_protocol=cloudpickle.DEFAULT\_PROTOCOL*)

Saves component at file path.

**Parameters**

- **file\_path** (*str*) – Location to save file.
- **pickle\_protocol** (*int*) – The pickle data stream format.

**transform**(*self*, *X*, *y=None*)

Transforms data X by dropping columns.

**Parameters**

- **X** (*pd.DataFrame*) – Data to transform.
- **y** (*pd.Series*, *optional*) – Targets.

**Returns** Transformed X.

**Return type** *pd.DataFrame*

**update\_parameters**(*self*, *update\_dict*, *reset\_fit=True*)

Updates the parameter dictionary of the component.

**Parameters**

- **update\_dict** (*dict*) – A dict of parameters to update.
- **reset\_fit** (*bool*, *optional*) – If True, will set *\_is\_fitted* to False.

**class** evalml.pipelines.components.transformers.column\_selectors.**SelectByType**(*column\_types=None*,  
*exclude=False*,  
*random\_seed=0*,  
*\*\*kwargs*)

Selects columns by specified Woodwork logical type or semantic tag in input data.

**Parameters**

- **column\_types** (*string*, *ww.LogicalType*, *list(string)*, *list(ww.LogicalType)*) – List of Woodwork types or tags, used to determine which columns to select or exclude.
- **exclude** (*bool*) – If true, exclude the *column\_types* instead of including them. Defaults to False.
- **random\_seed** (*int*) – Seed for the random number generator. Defaults to 0.

**Attributes**

<b>hyper-parameter_ranges</b>	{}
<b>is_multiseries</b>	False
<b>modifies_features</b>	True
<b>modifies_target</b>	False
<b>name</b>	Select Columns By Type Transformer
<b>needs_fitting</b>	False
<b>training_only</b>	False

**Methods**

<code>clone</code>	Constructs a new component with the same parameters and random state.
<code>default_parameters</code>	Returns the default parameters for this component.
<code>describe</code>	Describe a component and its parameters.
<code>fit</code>	Fits the transformer by checking if column names are present in the dataset.
<code>fit_transform</code>	Fits on X and transforms X.
<code>load</code>	Loads component at file path.
<code>parameters</code>	Returns the parameters which were used to initialize the component.
<code>save</code>	Saves component at file path.
<code>transform</code>	Transforms data X by selecting columns.
<code>update_parameters</code>	Updates the parameter dictionary of the component.

**clone**(*self*)

Constructs a new component with the same parameters and random state.

**Returns** A new instance of this component with identical parameters and random state.

**default\_parameters**(*cls*)

Returns the default parameters for this component.

Our convention is that `Component.default_parameters == Component().parameters`.

**Returns** Default parameters for this component.

**Return type** dict

**describe**(*self*, *print\_name=False*, *return\_dict=False*)

Describe a component and its parameters.

**Parameters**

- **print\_name** (*bool*, *optional*) – whether to print name of component
- **return\_dict** (*bool*, *optional*) – whether to return description as dictionary in the format {"name": name, "parameters": parameters}

**Returns** Returns dictionary if `return_dict` is True, else None.

**Return type** None or dict

**fit**(*self*, *X*, *y=None*)

Fits the transformer by checking if column names are present in the dataset.

**Parameters**

- **X** (*pd.DataFrame*) – Data to check.
- **y** (*pd.Series*, *ignored*) – Targets.

**Returns** *self*

**fit\_transform**(*self*, *X*, *y=None*)

Fits on X and transforms X.

**Parameters**

- **X** (*pd.DataFrame*) – Data to fit and transform.
- **y** (*pd.Series*) – Target data.

**Returns** Transformed X.

**Return type** `pd.DataFrame`

**Raises** **MethodPropertyNotFoundError** – If transformer does not have a transform method or a `component_obj` that implements transform.

**static load**(*file\_path*)

Loads component at file path.

**Parameters** **file\_path** (*str*) – Location to load file.

**Returns** ComponentBase object

**property parameters**(*self*)

Returns the parameters which were used to initialize the component.

**save**(*self*, *file\_path*, *pickle\_protocol=cloudpickle.DEFAULT\_PROTOCOL*)

Saves component at file path.

**Parameters**

- **file\_path** (*str*) – Location to save file.
- **pickle\_protocol** (*int*) – The pickle data stream format.

**transform**(*self*, *X*, *y=None*)

Transforms data X by selecting columns.

**Parameters**

- **X** (*pd.DataFrame*) – Data to transform.
- **y** (*pd.Series*, *optional*) – Targets.

**Returns** Transformed X.

**Return type** `pd.DataFrame`

**update\_parameters**(*self*, *update\_dict*, *reset\_fit=True*)

Updates the parameter dictionary of the component.

**Parameters**

- **update\_dict** (*dict*) – A dict of parameters to update.
- **reset\_fit** (*bool*, *optional*) – If True, will set `_is_fitted` to False.

```
class evalml.pipelines.components.transformers.column_selectors.SelectColumns(columns=None,
                                                                           random_seed=0,
                                                                           **kwargs)
```

Selects specified columns in input data.

**Parameters**

- **columns** (*list(string)*) – List of column names, used to determine which columns to select. If columns are not present, they will not be selected.
- **random\_seed** (*int*) – Seed for the random number generator. Defaults to 0.

**Attributes**

<b>hyper-parameter_ranges</b>	{}
<b>is_multiseries</b>	False
<b>modifies_features</b>	True
<b>modifies_target</b>	False
<b>name</b>	Select Columns Transformer
<b>needs_fitting</b>	False
<b>training_only</b>	False

## Methods

<i>clone</i>	Constructs a new component with the same parameters and random state.
<i>default_parameters</i>	Returns the default parameters for this component.
<i>describe</i>	Describe a component and its parameters.
<i>fit</i>	Fits the transformer by checking if column names are present in the dataset.
<i>fit_transform</i>	Fits on X and transforms X.
<i>load</i>	Loads component at file path.
<i>parameters</i>	Returns the parameters which were used to initialize the component.
<i>save</i>	Saves component at file path.
<i>transform</i>	Transform data using fitted column selector component.
<i>update_parameters</i>	Updates the parameter dictionary of the component.

### **clone**(*self*)

Constructs a new component with the same parameters and random state.

**Returns** A new instance of this component with identical parameters and random state.

### **default\_parameters**(*cls*)

Returns the default parameters for this component.

Our convention is that `Component.default_parameters == Component().parameters`.

**Returns** Default parameters for this component.

**Return type** dict

### **describe**(*self*, *print\_name=False*, *return\_dict=False*)

Describe a component and its parameters.

#### **Parameters**

- **print\_name** (*bool*, *optional*) – whether to print name of component
- **return\_dict** (*bool*, *optional*) – whether to return description as dictionary in the format {"name": name, "parameters": parameters}

**Returns** Returns dictionary if `return_dict` is True, else None.

**Return type** None or dict

**fit**(*self*, *X*, *y=None*)

Fits the transformer by checking if column names are present in the dataset.

**Parameters**

- **X** (*pd.DataFrame*) – Data to check.
- **y** (*pd.Series*, *optional*) – Targets.

**Returns** *self*

**fit\_transform**(*self*, *X*, *y=None*)

Fits on X and transforms X.

**Parameters**

- **X** (*pd.DataFrame*) – Data to fit and transform.
- **y** (*pd.Series*) – Target data.

**Returns** Transformed X.

**Return type** *pd.DataFrame*

**Raises** **MethodPropertyNotFoundError** – If transformer does not have a transform method or a *component\_obj* that implements transform.

**static load**(*file\_path*)

Loads component at file path.

**Parameters** **file\_path** (*str*) – Location to load file.

**Returns** ComponentBase object

**property parameters**(*self*)

Returns the parameters which were used to initialize the component.

**save**(*self*, *file\_path*, *pickle\_protocol=cloudpickle.DEFAULT\_PROTOCOL*)

Saves component at file path.

**Parameters**

- **file\_path** (*str*) – Location to save file.
- **pickle\_protocol** (*int*) – The pickle data stream format.

**transform**(*self*, *X*, *y=None*)

Transform data using fitted column selector component.

**Parameters**

- **X** (*pd.DataFrame*) – The input training data of shape [n\_samples, n\_features].
- **y** (*pd.Series*, *optional*) – The target training data of length [n\_samples].

**Returns** Transformed data.

**Return type** *pd.DataFrame*

**update\_parameters**(*self*, *update\_dict*, *reset\_fit=True*)

Updates the parameter dictionary of the component.

**Parameters**

- **update\_dict** (*dict*) – A dict of parameters to update.
- **reset\_fit** (*bool*, *optional*) – If True, will set *\_is\_fitted* to False.

## transformer

A component that may or may not need fitting that transforms data. These components are used before an estimator.

## Module Contents

### Classes Summary

---

*Transformer*

A component that may or may not need fitting that transforms data. These components are used before an estimator.

---

## Contents

```
class evalml.pipelines.components.transformers.transformer.Transformer(parameters=None,
                                                                    component_obj=None,
                                                                    random_seed=0,
                                                                    **kwargs)
```

A component that may or may not need fitting that transforms data. These components are used before an estimator.

To implement a new Transformer, define your own class which is a subclass of Transformer, including a name and a list of acceptable ranges for any parameters to be tuned during the automl search (hyperparameters). Define an `__init__` method which sets up any necessary state and objects. Make sure your `__init__` only uses standard keyword arguments and calls `super().__init__()` with a parameters dict. You may also override the `fit`, `transform`, `fit_transform` and other methods in this class if appropriate.

To see some examples, check out the definitions of any Transformer component.

### Parameters

- **parameters** (*dict*) – Dictionary of parameters for the component. Defaults to None.
- **component\_obj** (*obj*) – Third-party objects useful in component implementation. Defaults to None.
- **random\_seed** (*int*) – Seed for the random number generator. Defaults to 0.

### Attributes

<b>is_multiseries</b>	False
<b>modifies_features</b>	True
<b>modifies_target</b>	False
<b>training_only</b>	False

### Methods



<code>clone</code>	Constructs a new component with the same parameters and random state.
<code>default_parameters</code>	Returns the default parameters for this component.
<code>describe</code>	Describe a component and its parameters.
<code>fit</code>	Fits component to data.
<code>fit_transform</code>	Fits on X and transforms X.
<code>load</code>	Loads component at file path.
<code>name</code>	Returns string name of this component.
<code>needs_fitting</code>	Returns boolean determining if component needs fitting before calling predict, predict_proba, transform, or feature_importances.
<code>parameters</code>	Returns the parameters which were used to initialize the component.
<code>save</code>	Saves component at file path.
<code>transform</code>	Transforms data X.
<code>update_parameters</code>	Updates the parameter dictionary of the component.

**clone(self)**

Constructs a new component with the same parameters and random state.

**Returns** A new instance of this component with identical parameters and random state.

**default\_parameters(cls)**

Returns the default parameters for this component.

Our convention is that `Component.default_parameters == Component().parameters`.

**Returns** Default parameters for this component.

**Return type** dict

**describe(self, print\_name=False, return\_dict=False)**

Describe a component and its parameters.

**Parameters**

- **print\_name** (*bool, optional*) – whether to print name of component
- **return\_dict** (*bool, optional*) – whether to return description as dictionary in the format {"name": name, "parameters": parameters}

**Returns** Returns dictionary if return\_dict is True, else None.

**Return type** None or dict

**fit(self, X, y=None)**

Fits component to data.

**Parameters**

- **X** (*pd.DataFrame*) – The input training data of shape [n\_samples, n\_features]
- **y** (*pd.Series, optional*) – The target training data of length [n\_samples]

**Returns** self

**Raises** **MethodPropertyNotFoundError** – If component does not have a fit method or a component\_obj that implements fit.

**fit\_transform**(*self*, *X*, *y=None*)

Fits on *X* and transforms *X*.

**Parameters**

- **X** (*pd.DataFrame*) – Data to fit and transform.
- **y** (*pd.Series*) – Target data.

**Returns** Transformed *X*.

**Return type** *pd.DataFrame*

**Raises** **MethodPropertyNotFoundError** – If transformer does not have a transform method or a *component\_obj* that implements transform.

**static load**(*file\_path*)

Loads component at file path.

**Parameters** **file\_path** (*str*) – Location to load file.

**Returns** *ComponentBase* object

**property name**(*cls*)

Returns string name of this component.

**needs\_fitting**(*self*)

Returns boolean determining if component needs fitting before calling *predict*, *predict\_proba*, *transform*, or *feature\_importances*.

This can be overridden to *False* for components that do not need to be fit or whose fit methods do nothing.

**Returns** *True*.

**property parameters**(*self*)

Returns the parameters which were used to initialize the component.

**save**(*self*, *file\_path*, *pickle\_protocol=cloudpickle.DEFAULT\_PROTOCOL*)

Saves component at file path.

**Parameters**

- **file\_path** (*str*) – Location to save file.
- **pickle\_protocol** (*int*) – The pickle data stream format.

**abstract transform**(*self*, *X*, *y=None*)

Transforms data *X*.

**Parameters**

- **X** (*pd.DataFrame*) – Data to transform.
- **y** (*pd.Series*, *optional*) – Target data.

**Returns** Transformed *X*

**Return type** *pd.DataFrame*

**Raises** **MethodPropertyNotFoundError** – If transformer does not have a transform method or a *component\_obj* that implements transform.

**update\_parameters**(*self*, *update\_dict*, *reset\_fit=True*)

Updates the parameter dictionary of the component.

#### Parameters

- **update\_dict** (*dict*) – A dict of parameters to update.
- **reset\_fit** (*bool*, *optional*) – If True, will set *\_is\_fitted* to False.

## Package Contents

### Classes Summary

<i>DateTimeFeaturizer</i>	Transformer that can automatically extract features from datetime columns.
<i>DFSTransformer</i>	Featuretools DFS component that generates features for the input features.
<i>DropColumns</i>	Drops specified columns in input data.
<i>DropNaNRowsTransformer</i>	Transformer to drop rows with NaN values.
<i>DropNullColumns</i>	Transformer to drop features whose percentage of NaN values exceeds a specified threshold.
<i>DropRowsTransformer</i>	Transformer to drop rows specified by row indices.
<i>EmailFeaturizer</i>	Transformer that can automatically extract features from emails.
<i>FeatureSelector</i>	Selects top features based on importance weights.
<i>Imputer</i>	Imputes missing data according to a specified imputation strategy.
<i>LabelEncoder</i>	A transformer that encodes target labels using values between 0 and num_classes - 1.
<i>LinearDiscriminantAnalysis</i>	Reduces the number of features by using Linear Discriminant Analysis.
<i>LogTransformer</i>	Applies a log transformation to the target data.
<i>LSA</i>	Transformer to calculate the Latent Semantic Analysis Values of text input.
<i>NaturalLanguageFeaturizer</i>	Transformer that can automatically featurize text columns using featuretools' nlp_primitives.
<i>OneHotEncoder</i>	A transformer that encodes categorical features in a one-hot numeric array.
<i>OrdinalEncoder</i>	A transformer that encodes ordinal features as an array of ordinal integers representing the relative order of categories.
<i>Oversampler</i>	SMOTE Oversampler component. Will automatically select whether to use SMOTE, SMOTEN, or SMO-TENC based on inputs to the component.
<i>PCA</i>	Reduces the number of features by using Principal Component Analysis (PCA).
<i>PerColumnImputer</i>	Imputes missing data according to a specified imputation strategy per column.
<i>PolynomialDecomposer</i>	Removes trends and seasonality from time series by fitting a polynomial and moving average to the data.

continues on next page

Table 7 – continued from previous page

<i>ReplaceNullableTypes</i>	Transformer to replace features with the new nullable dtypes with a dtype that is compatible in EvalML.
<i>RFClassifierRFSelector</i>	Selects relevant features using recursive feature elimination with a Random Forest Classifier.
<i>RFClassifierSelectFromModel</i>	Selects top features based on importance weights using a Random Forest classifier.
<i>RFRegressorRFSelector</i>	Selects relevant features using recursive feature elimination with a Random Forest Regressor.
<i>RFRegressorSelectFromModel</i>	Selects top features based on importance weights using a Random Forest regressor.
<i>SelectByType</i>	Selects columns by specified Woodwork logical type or semantic tag in input data.
<i>SelectColumns</i>	Selects specified columns in input data.
<i>SimpleImputer</i>	Imputes missing data according to a specified imputation strategy. Natural language columns are ignored.
<i>StandardScaler</i>	A transformer that standardizes input features by removing the mean and scaling to unit variance.
<i>STLDecomposer</i>	Removes trends and seasonality from time series using the STL algorithm.
<i>TargetEncoder</i>	A transformer that encodes categorical features into target encodings.
<i>TargetImputer</i>	Imputes missing target data according to a specified imputation strategy.
<i>TimeSeriesFeaturizer</i>	Transformer that delays input features and target variable for time series problems.
<i>TimeSeriesImputer</i>	Imputes missing data according to a specified timeseries-specific imputation strategy.
<i>TimeSeriesRegularizer</i>	Transformer that regularizes an inconsistently spaced datetime column.
<i>Transformer</i>	A component that may or may not need fitting that transforms data. These components are used before an estimator.
<i>Undersampler</i>	Initializes an undersampling transformer to downsample the majority classes in the dataset.
<i>URLFeaturizer</i>	Transformer that can automatically extract features from URL.

## Contents

```
class evalml.pipelines.components.transformers.DateTimeFeaturizer(features_to_extract=None,
                                                                encode_as_categories=False,
                                                                time_index=None,
                                                                random_seed=0, **kwargs)
```

Transformer that can automatically extract features from datetime columns.

### Parameters

- **features\_to\_extract** (*list*) – List of features to extract. Valid options include “year”, “month”, “day\_of\_week”, “hour”. Defaults to None.
- **encode\_as\_categories** (*bool*) – Whether day-of-week and month features should be encoded as pandas “category” dtype. This allows OneHotEncoders to encode these features.

Defaults to False.

- **time\_index** (*str*) – Name of the column containing the datetime information used to order the data. Ignored.
- **random\_seed** (*int*) – Seed for the random number generator. Defaults to 0.

#### Attributes

<b>hyper-parameter_ranges</b>	{}
<b>is_multiseries</b>	False
<b>modifies_features</b>	True
<b>modifies_target</b>	False
<b>name</b>	DateTime Featurizer
<b>training_only</b>	False

#### Methods

<i>clone</i>	Constructs a new component with the same parameters and random state.
<i>default_parameters</i>	Returns the default parameters for this component.
<i>describe</i>	Describe a component and its parameters.
<i>fit</i>	Fit the datetime featurizer component.
<i>fit_transform</i>	Fits on X and transforms X.
<i>get_feature_names</i>	Gets the categories of each datetime feature.
<i>load</i>	Loads component at file path.
<i>needs_fitting</i>	Returns boolean determining if component needs fitting before calling predict, predict_proba, transform, or feature_importances.
<i>parameters</i>	Returns the parameters which were used to initialize the component.
<i>save</i>	Saves component at file path.
<i>transform</i>	Transforms data X by creating new features using existing DateTime columns, and then dropping those DateTime columns.
<i>update_parameters</i>	Updates the parameter dictionary of the component.

#### **clone**(*self*)

Constructs a new component with the same parameters and random state.

**Returns** A new instance of this component with identical parameters and random state.

#### **default\_parameters**(*cls*)

Returns the default parameters for this component.

Our convention is that `Component.default_parameters == Component().parameters`.

**Returns** Default parameters for this component.

**Return type** dict

**describe**(*self*, *print\_name=False*, *return\_dict=False*)

Describe a component and its parameters.

**Parameters**

- **print\_name** (*bool*, *optional*) – whether to print name of component
- **return\_dict** (*bool*, *optional*) – whether to return description as dictionary in the format {"name": name, "parameters": parameters}

**Returns** Returns dictionary if return\_dict is True, else None.

**Return type** None or dict

**fit**(*self*, *X*, *y=None*)

Fit the datetime featurizer component.

**Parameters**

- **X** (*pd.DataFrame*) – Input features.
- **y** (*pd.Series*, *optional*) – Target data. Ignored.

**Returns** *self*

**fit\_transform**(*self*, *X*, *y=None*)

Fits on X and transforms X.

**Parameters**

- **X** (*pd.DataFrame*) – Data to fit and transform.
- **y** (*pd.Series*) – Target data.

**Returns** Transformed X.

**Return type** *pd.DataFrame*

**Raises** **MethodPropertyNotFoundError** – If transformer does not have a transform method or a component\_obj that implements transform.

**get\_feature\_names**(*self*)

Gets the categories of each datetime feature.

**Returns**

**Dictionary, where each key-value pair is a column name and a dictionary mapping the unique feature values to their integer encoding.**

**Return type** dict

**static load**(*file\_path*)

Loads component at file path.

**Parameters** **file\_path** (*str*) – Location to load file.

**Returns** ComponentBase object

**needs\_fitting**(*self*)

Returns boolean determining if component needs fitting before calling predict, predict\_proba, transform, or feature\_importances.

This can be overridden to False for components that do not need to be fit or whose fit methods do nothing.

**Returns** True.

**property** `parameters(self)`

Returns the parameters which were used to initialize the component.

**save**(*self*, *file\_path*, *pickle\_protocol=cloudpickle.DEFAULT\_PROTOCOL*)

Saves component at file path.

#### Parameters

- **file\_path** (*str*) – Location to save file.
- **pickle\_protocol** (*int*) – The pickle data stream format.

**transform**(*self*, *X*, *y=None*)

Transforms data *X* by creating new features using existing DateTime columns, and then dropping those DateTime columns.

#### Parameters

- **X** (*pd.DataFrame*) – Input features.
- **y** (*pd.Series*, *optional*) – Ignored.

**Returns** Transformed *X*

**Return type** *pd.DataFrame*

**update\_parameters**(*self*, *update\_dict*, *reset\_fit=True*)

Updates the parameter dictionary of the component.

#### Parameters

- **update\_dict** (*dict*) – A dict of parameters to update.
- **reset\_fit** (*bool*, *optional*) – If True, will set *\_is\_fitted* to False.

**class** `evalml.pipelines.components.transformers.DFSTransformer`(*index='index'*, *features=None*, *random\_seed=0*, *\*\*kwargs*)

Featuretools DFS component that generates features for the input features.

#### Parameters

- **index** (*string*) – The name of the column that contains the indices. If no column with this name exists, then `featuretools.EntitySet()` creates a column with this name to serve as the index column. Defaults to 'index'.
- **random\_seed** (*int*) – Seed for the random number generator. Defaults to 0.
- **features** (*List*) – List of features to run DFS on. Defaults to None. Features will only be computed if the columns used by the feature exist in the input and if the feature itself is not in input. If features is an empty list, no transformation will occur to inputted data.

#### Attributes

<b>hyper-parameter_ranges</b>	<code>{}</code>
<b>is_multiseries</b>	False
<b>modifies_features</b>	True
<b>modifies_target</b>	False
<b>name</b>	DFS Transformer
<b>training_only</b>	False

## Methods

<i>clone</i>	Constructs a new component with the same parameters and random state.
<i>contains_pre_existing_features</i>	Determines whether or not features from a DFS Transformer match pipeline input features.
<i>default_parameters</i>	Returns the default parameters for this component.
<i>describe</i>	Describe a component and its parameters.
<i>fit</i>	Fits the DFSTransformer Transformer component.
<i>fit_transform</i>	Fits on X and transforms X.
<i>load</i>	Loads component at file path.
<i>needs_fitting</i>	Returns boolean determining if component needs fitting before calling predict, predict_proba, transform, or feature_importances.
<i>parameters</i>	Returns the parameters which were used to initialize the component.
<i>save</i>	Saves component at file path.
<i>transform</i>	Computes the feature matrix for the input X using featuretools' dfs algorithm.
<i>update_parameters</i>	Updates the parameter dictionary of the component.

### **clone**(*self*)

Constructs a new component with the same parameters and random state.

**Returns** A new instance of this component with identical parameters and random state.

**static contains\_pre\_existing\_features**(*dfs\_features*: *Optional*[*List*[*featuretools.feature\_base.FeatureBase*]], *input\_feature\_names*: *List*[*str*], *target*: *Optional*[*str*] = *None*)

Determines whether or not features from a DFS Transformer match pipeline input features.

### Parameters

- **dfs\_features** (*Optional*[*List*[*FeatureBase*]]) – List of features output from a DFS Transformer.
- **input\_feature\_names** (*List*[*str*]) – List of input features into the DFS Transformer.
- **target** (*Optional*[*str*]) – The target whose values we are trying to predict. This is used to know which column to ignore if the target column is present in the list of features in the DFS Transformer's parameters.



**default\_parameters(*cls*)**

Returns the default parameters for this component.

Our convention is that `Component.default_parameters == Component().parameters`.

**Returns** Default parameters for this component.

**Return type** dict

**describe(*self*, *print\_name=False*, *return\_dict=False*)**

Describe a component and its parameters.

**Parameters**

- **print\_name** (*bool*, *optional*) – whether to print name of component
- **return\_dict** (*bool*, *optional*) – whether to return description as dictionary in the format {"name": name, "parameters": parameters}

**Returns** Returns dictionary if `return_dict` is `True`, else `None`.

**Return type** `None` or dict

**fit(*self*, *X*, *y=None*)**

Fits the DFSTransformer Transformer component.

**Parameters**

- **X** (*pd.DataFrame*, *np.array*) – The input data to transform, of shape `[n_samples, n_features]`.
- **y** (*pd.Series*) – The target training data of length `[n_samples]`.

**Returns** `self`

**fit\_transform(*self*, *X*, *y=None*)**

Fits on `X` and transforms `X`.

**Parameters**

- **X** (*pd.DataFrame*) – Data to fit and transform.
- **y** (*pd.Series*) – Target data.

**Returns** Transformed `X`.

**Return type** `pd.DataFrame`

**Raises** **MethodPropertyNotFoundError** – If transformer does not have a transform method or a `component_obj` that implements transform.

**static load(*file\_path*)**

Loads component at file path.

**Parameters** **file\_path** (*str*) – Location to load file.

**Returns** ComponentBase object

**needs\_fitting(*self*)**

Returns boolean determining if component needs fitting before calling `predict`, `predict_proba`, `transform`, or `feature_importances`.

This can be overridden to `False` for components that do not need to be fit or whose fit methods do nothing.

**Returns** `True`.

**property** `parameters(self)`

Returns the parameters which were used to initialize the component.

**save**(*self*, *file\_path*, *pickle\_protocol*=*cloudpickle.DEFAULT\_PROTOCOL*)

Saves component at file path.

**Parameters**

- **file\_path** (*str*) – Location to save file.
- **pickle\_protocol** (*int*) – The pickle data stream format.

**transform**(*self*, *X*, *y*=*None*)

Computes the feature matrix for the input *X* using featuretools’ dfs algorithm.

**Parameters**

- **X** (*pd.DataFrame* or *np.ndarray*) – The input training data to transform. Has shape [n\_samples, n\_features]
- **y** (*pd.Series*, *optional*) – Ignored.

**Returns** Feature matrix

**Return type** *pd.DataFrame*

**update\_parameters**(*self*, *update\_dict*, *reset\_fit*=*True*)

Updates the parameter dictionary of the component.

**Parameters**

- **update\_dict** (*dict*) – A dict of parameters to update.
- **reset\_fit** (*bool*, *optional*) – If True, will set *\_is\_fitted* to False.

**class** `evalml.pipelines.components.transformers.DropColumns`(*columns*=*None*, *random\_seed*=*0*,  
\*\**kwargs*)

Drops specified columns in input data.

**Parameters**

- **columns** (*list(string)*) – List of column names, used to determine which columns to drop.
- **random\_seed** (*int*) – Seed for the random number generator. Defaults to 0.

**Attributes**

<b>hyper-parameter_ranges</b>	{}
<b>is_multiseries</b>	False
<b>modifies_features</b>	True
<b>modifies_target</b>	False
<b>name</b>	Drop Columns Transformer
<b>needs_fitting</b>	False
<b>training_only</b>	False

**Methods**

<code>clone</code>	Constructs a new component with the same parameters and random state.
<code>default_parameters</code>	Returns the default parameters for this component.
<code>describe</code>	Describe a component and its parameters.
<code>fit</code>	Fits the transformer by checking if column names are present in the dataset.
<code>fit_transform</code>	Fits on X and transforms X.
<code>load</code>	Loads component at file path.
<code>parameters</code>	Returns the parameters which were used to initialize the component.
<code>save</code>	Saves component at file path.
<code>transform</code>	Transforms data X by dropping columns.
<code>update_parameters</code>	Updates the parameter dictionary of the component.

**clone**(*self*)

Constructs a new component with the same parameters and random state.

**Returns** A new instance of this component with identical parameters and random state.

**default\_parameters**(*cls*)

Returns the default parameters for this component.

Our convention is that `Component.default_parameters == Component().parameters`.

**Returns** Default parameters for this component.

**Return type** dict

**describe**(*self*, *print\_name=False*, *return\_dict=False*)

Describe a component and its parameters.

**Parameters**

- **print\_name** (*bool*, *optional*) – whether to print name of component
- **return\_dict** (*bool*, *optional*) – whether to return description as dictionary in the format {"name": name, "parameters": parameters}

**Returns** Returns dictionary if `return_dict` is True, else None.

**Return type** None or dict

**fit**(*self*, *X*, *y=None*)

Fits the transformer by checking if column names are present in the dataset.

**Parameters**

- **X** (*pd.DataFrame*) – Data to check.
- **y** (*pd.Series*, *ignored*) – Targets.

**Returns** self

**fit\_transform**(*self*, *X*, *y=None*)

Fits on X and transforms X.

**Parameters**

- **X** (*pd.DataFrame*) – Data to fit and transform.
- **y** (*pd.Series*) – Target data.

**Returns** Transformed X.

**Return type** `pd.DataFrame`

**Raises** **MethodPropertyNotFoundError** – If transformer does not have a transform method or a `component_obj` that implements transform.

**static load**(*file\_path*)

Loads component at file path.

**Parameters** **file\_path** (*str*) – Location to load file.

**Returns** ComponentBase object

**property parameters**(*self*)

Returns the parameters which were used to initialize the component.

**save**(*self*, *file\_path*, *pickle\_protocol=cloudpickle.DEFAULT\_PROTOCOL*)

Saves component at file path.

**Parameters**

- **file\_path** (*str*) – Location to save file.
- **pickle\_protocol** (*int*) – The pickle data stream format.

**transform**(*self*, *X*, *y=None*)

Transforms data X by dropping columns.

**Parameters**

- **X** (*pd.DataFrame*) – Data to transform.
- **y** (*pd.Series*, *optional*) – Targets.

**Returns** Transformed X.

**Return type** `pd.DataFrame`

**update\_parameters**(*self*, *update\_dict*, *reset\_fit=True*)

Updates the parameter dictionary of the component.

**Parameters**

- **update\_dict** (*dict*) – A dict of parameters to update.
- **reset\_fit** (*bool*, *optional*) – If True, will set `_is_fitted` to False.

```
class evalml.pipelines.components.transformers.DropNaNRowsTransformer(parameters=None,  
                                                                    component_obj=None,  
                                                                    random_seed=0,  
                                                                    **kwargs)
```

Transformer to drop rows with NaN values.

**Parameters** **random\_seed** (*int*) – Seed for the random number generator. Is not used by this component. Defaults to 0.

**Attributes**

<b>hyper-parameter_ranges</b>	{}
<b>is_multiseries</b>	False
<b>modifies_features</b>	True
<b>modifies_target</b>	True
<b>name</b>	Drop NaN Rows Transformer
<b>training_only</b>	False

## Methods

<i>clone</i>	Constructs a new component with the same parameters and random state.
<i>default_parameters</i>	Returns the default parameters for this component.
<i>describe</i>	Describe a component and its parameters.
<i>fit</i>	Fits component to data.
<i>fit_transform</i>	Fits on X and transforms X.
<i>load</i>	Loads component at file path.
<i>needs_fitting</i>	Returns boolean determining if component needs fitting before calling predict, predict_proba, transform, or feature_importances.
<i>parameters</i>	Returns the parameters which were used to initialize the component.
<i>save</i>	Saves component at file path.
<i>transform</i>	Transforms data using fitted component.
<i>update_parameters</i>	Updates the parameter dictionary of the component.

### **clone**(*self*)

Constructs a new component with the same parameters and random state.

**Returns** A new instance of this component with identical parameters and random state.

### **default\_parameters**(*cls*)

Returns the default parameters for this component.

Our convention is that `Component.default_parameters == Component().parameters`.

**Returns** Default parameters for this component.

**Return type** dict

### **describe**(*self*, *print\_name=False*, *return\_dict=False*)

Describe a component and its parameters.

**Parameters**

- **print\_name** (*bool*, *optional*) – whether to print name of component
- **return\_dict** (*bool*, *optional*) – whether to return description as dictionary in the format {"name": name, "parameters": parameters}

**Returns** Returns dictionary if `return_dict` is True, else None.

**Return type** None or dict

**fit**(*self*, *X*, *y=None*)

Fits component to data.

**Parameters**

- **X** (*pd.DataFrame*) – The input training data of shape [n\_samples, n\_features].
- **y** (*pd.Series*, *optional*) – The target training data of length [n\_samples].

**Returns** *self*

**fit\_transform**(*self*, *X*, *y=None*)

Fits on X and transforms X.

**Parameters**

- **X** (*pd.DataFrame*) – Data to fit and transform.
- **y** (*pd.Series*) – Target data.

**Returns** Transformed X.

**Return type** *pd.DataFrame*

**Raises** **MethodPropertyNotFoundError** – If transformer does not have a transform method or a *component\_obj* that implements transform.

**static load**(*file\_path*)

Loads component at file path.

**Parameters** **file\_path** (*str*) – Location to load file.

**Returns** *ComponentBase* object

**needs\_fitting**(*self*)

Returns boolean determining if component needs fitting before calling *predict*, *predict\_proba*, *transform*, or *feature\_importances*.

This can be overridden to *False* for components that do not need to be fit or whose fit methods do nothing.

**Returns** *True*.

**property parameters**(*self*)

Returns the parameters which were used to initialize the component.

**save**(*self*, *file\_path*, *pickle\_protocol=cloudpickle.DEFAULT\_PROTOCOL*)

Saves component at file path.

**Parameters**

- **file\_path** (*str*) – Location to save file.
- **pickle\_protocol** (*int*) – The pickle data stream format.

**transform**(*self*, *X*, *y=None*)

Transforms data using fitted component.

**Parameters**

- **X** (*pd.DataFrame*) – Features.
- **y** (*pd.Series*, *optional*) – Target data.

**Returns** Data with NaN rows dropped.

**Return type** (*pd.DataFrame*, *pd.Series*)

**update\_parameters**(*self*, *update\_dict*, *reset\_fit=True*)

Updates the parameter dictionary of the component.

#### Parameters

- **update\_dict** (*dict*) – A dict of parameters to update.
- **reset\_fit** (*bool*, *optional*) – If True, will set *\_is\_fitted* to False.

**class** evalml.pipelines.components.transformers.**DropNullColumns**(*pct\_null\_threshold=1.0*,  
*random\_seed=0*, *\*\*kwargs*)

Transformer to drop features whose percentage of NaN values exceeds a specified threshold.

#### Parameters

- **pct\_null\_threshold** (*float*) – The percentage of NaN values in an input feature to drop. Must be a value between [0, 1] inclusive. If equal to 0.0, will drop columns with any null values. If equal to 1.0, will drop columns with all null values. Defaults to 0.95.
- **random\_seed** (*int*) – Seed for the random number generator. Defaults to 0.

#### Attributes

<b>hyper-parameter_ranges</b>	{}
<b>is_multiseries</b>	False
<b>modifies_features</b>	True
<b>modifies_target</b>	False
<b>name</b>	Drop Null Columns Transformer
<b>training_only</b>	False

#### Methods

<a href="#"><i>clone</i></a>	Constructs a new component with the same parameters and random state.
<a href="#"><i>default_parameters</i></a>	Returns the default parameters for this component.
<a href="#"><i>describe</i></a>	Describe a component and its parameters.
<a href="#"><i>fit</i></a>	Fits component to data.
<a href="#"><i>fit_transform</i></a>	Fits on X and transforms X.
<a href="#"><i>load</i></a>	Loads component at file path.
<a href="#"><i>needs_fitting</i></a>	Returns boolean determining if component needs fitting before calling predict, predict_proba, transform, or feature_importances.
<a href="#"><i>parameters</i></a>	Returns the parameters which were used to initialize the component.
<a href="#"><i>save</i></a>	Saves component at file path.
<a href="#"><i>transform</i></a>	Transforms data X by dropping columns that exceed the threshold of null values.
<a href="#"><i>update_parameters</i></a>	Updates the parameter dictionary of the component.

**clone**(*self*)

Constructs a new component with the same parameters and random state.

**Returns** A new instance of this component with identical parameters and random state.

**default\_parameters**(*cls*)

Returns the default parameters for this component.

Our convention is that `Component.default_parameters == Component().parameters`.

**Returns** Default parameters for this component.

**Return type** dict

**describe**(*self*, *print\_name=False*, *return\_dict=False*)

Describe a component and its parameters.

**Parameters**

- **print\_name** (*bool*, *optional*) – whether to print name of component
- **return\_dict** (*bool*, *optional*) – whether to return description as dictionary in the format {"name": name, "parameters": parameters}

**Returns** Returns dictionary if `return_dict` is `True`, else `None`.

**Return type** None or dict

**fit**(*self*, *X*, *y=None*)

Fits component to data.

**Parameters**

- **X** (*pd.DataFrame*) – The input training data of shape `[n_samples, n_features]`.
- **y** (*pd.Series*, *optional*) – The target training data of length `[n_samples]`.

**Returns** *self*

**fit\_transform**(*self*, *X*, *y=None*)

Fits on *X* and transforms *X*.

**Parameters**

- **X** (*pd.DataFrame*) – Data to fit and transform.
- **y** (*pd.Series*) – Target data.

**Returns** Transformed *X*.

**Return type** *pd.DataFrame*

**Raises** **MethodPropertyNotFoundError** – If transformer does not have a transform method or a `component_obj` that implements transform.

**static load**(*file\_path*)

Loads component at file path.

**Parameters** **file\_path** (*str*) – Location to load file.

**Returns** *ComponentBase* object

**needs\_fitting**(*self*)

Returns boolean determining if component needs fitting before calling `predict`, `predict_proba`, `transform`, or `feature_importances`.

This can be overridden to `False` for components that do not need to be fit or whose fit methods do nothing.

**Returns** `True`.



**property** `parameters(self)`

Returns the parameters which were used to initialize the component.

**save**(*self*, *file\_path*, *pickle\_protocol=cloudpickle.DEFAULT\_PROTOCOL*)

Saves component at file path.

**Parameters**

- **file\_path** (*str*) – Location to save file.
- **pickle\_protocol** (*int*) – The pickle data stream format.

**transform**(*self*, *X*, *y=None*)

Transforms data *X* by dropping columns that exceed the threshold of null values.

**Parameters**

- **X** (*pd.DataFrame*) – Data to transform
- **y** (*pd.Series*, *optional*) – Ignored.

**Returns** Transformed *X*

**Return type** *pd.DataFrame*

**update\_parameters**(*self*, *update\_dict*, *reset\_fit=True*)

Updates the parameter dictionary of the component.

**Parameters**

- **update\_dict** (*dict*) – A dict of parameters to update.
- **reset\_fit** (*bool*, *optional*) – If True, will set *\_is\_fitted* to False.

**class** `evalml.pipelines.components.transformers.DropRowsTransformer`(*indices\_to\_drop=None*,  
*random\_seed=0*)

Transformer to drop rows specified by row indices.

**Parameters**

- **indices\_to\_drop** (*list*) – List of indices to drop in the input data. Defaults to None.
- **random\_seed** (*int*) – Seed for the random number generator. Is not used by this component. Defaults to 0.

**Attributes**

<b>hyper-parameter_ranges</b>	{}
<b>is_multiseries</b>	False
<b>modifies_features</b>	True
<b>modifies_target</b>	True
<b>name</b>	Drop Rows Transformer
<b>training_only</b>	True

**Methods**

<code>clone</code>	Constructs a new component with the same parameters and random state.
<code>default_parameters</code>	Returns the default parameters for this component.
<code>describe</code>	Describe a component and its parameters.
<code>fit</code>	Fits component to data.
<code>fit_transform</code>	Fits on X and transforms X.
<code>load</code>	Loads component at file path.
<code>needs_fitting</code>	Returns boolean determining if component needs fitting before calling predict, predict_proba, transform, or feature_importances.
<code>parameters</code>	Returns the parameters which were used to initialize the component.
<code>save</code>	Saves component at file path.
<code>transform</code>	Transforms data using fitted component.
<code>update_parameters</code>	Updates the parameter dictionary of the component.

**clone(self)**

Constructs a new component with the same parameters and random state.

**Returns** A new instance of this component with identical parameters and random state.

**default\_parameters(cls)**

Returns the default parameters for this component.

Our convention is that `Component.default_parameters == Component().parameters`.

**Returns** Default parameters for this component.

**Return type** dict

**describe(self, print\_name=False, return\_dict=False)**

Describe a component and its parameters.

**Parameters**

- **print\_name** (*bool, optional*) – whether to print name of component
- **return\_dict** (*bool, optional*) – whether to return description as dictionary in the format {"name": name, "parameters": parameters}

**Returns** Returns dictionary if return\_dict is True, else None.

**Return type** None or dict

**fit(self, X, y=None)**

Fits component to data.

**Parameters**

- **X** (*pd.DataFrame*) – The input training data of shape [n\_samples, n\_features].
- **y** (*pd.Series, optional*) – The target training data of length [n\_samples].

**Returns** self

**Raises** **ValueError** – If indices to drop do not exist in input features or target.

**fit\_transform(self, X, y=None)**

Fits on X and transforms X.

**Parameters**

- **X** (*pd.DataFrame*) – Data to fit and transform.
- **y** (*pd.Series*) – Target data.

**Returns** Transformed X.

**Return type** *pd.DataFrame*

**Raises** **MethodPropertyNotFoundError** – If transformer does not have a transform method or a `component_obj` that implements transform.

**static load**(*file\_path*)

Loads component at file path.

**Parameters** **file\_path** (*str*) – Location to load file.

**Returns** ComponentBase object

**needs\_fitting**(*self*)

Returns boolean determining if component needs fitting before calling predict, predict\_proba, transform, or feature\_importances.

This can be overridden to False for components that do not need to be fit or whose fit methods do nothing.

**Returns** True.

**property parameters**(*self*)

Returns the parameters which were used to initialize the component.

**save**(*self*, *file\_path*, *pickle\_protocol=cloudpickle.DEFAULT\_PROTOCOL*)

Saves component at file path.

**Parameters**

- **file\_path** (*str*) – Location to save file.
- **pickle\_protocol** (*int*) – The pickle data stream format.

**transform**(*self*, *X*, *y=None*)

Transforms data using fitted component.

**Parameters**

- **X** (*pd.DataFrame*) – Features.
- **y** (*pd.Series*, *optional*) – Target data.

**Returns** Data with row indices dropped.

**Return type** (*pd.DataFrame*, *pd.Series*)

**update\_parameters**(*self*, *update\_dict*, *reset\_fit=True*)

Updates the parameter dictionary of the component.

**Parameters**

- **update\_dict** (*dict*) – A dict of parameters to update.
- **reset\_fit** (*bool*, *optional*) – If True, will set `_is_fitted` to False.

**class** evalml.pipelines.components.transformers.**EmailFeaturizer**(*random\_seed=0*, *\*\*kwargs*)

Transformer that can automatically extract features from emails.

**Parameters** **random\_seed** (*int*) – Seed for the random number generator. Defaults to 0.

### Attributes

<b>hyper-parameter_ranges</b>	{}
<b>is_multiseries</b>	False
<b>modifies_features</b>	True
<b>modifies_target</b>	False
<b>name</b>	Email Featurizer
<b>training_only</b>	False

### Methods

<i>clone</i>	Constructs a new component with the same parameters and random state.
<i>default_parameters</i>	Returns the default parameters for this component.
<i>describe</i>	Describe a component and its parameters.
<i>fit</i>	Fits component to data.
<i>fit_transform</i>	Fits on X and transforms X.
<i>load</i>	Loads component at file path.
<i>needs_fitting</i>	Returns boolean determining if component needs fitting before calling predict, predict_proba, transform, or feature_importances.
<i>parameters</i>	Returns the parameters which were used to initialize the component.
<i>save</i>	Saves component at file path.
<i>transform</i>	Transforms data X.
<i>update_parameters</i>	Updates the parameter dictionary of the component.

#### **clone**(*self*)

Constructs a new component with the same parameters and random state.

**Returns** A new instance of this component with identical parameters and random state.

#### **default\_parameters**(*cls*)

Returns the default parameters for this component.

Our convention is that `Component.default_parameters == Component().parameters`.

**Returns** Default parameters for this component.

**Return type** dict

#### **describe**(*self*, *print\_name=False*, *return\_dict=False*)

Describe a component and its parameters.

##### Parameters

- **print\_name** (*bool*, *optional*) – whether to print name of component
- **return\_dict** (*bool*, *optional*) – whether to return description as dictionary in the format {"name": name, "parameters": parameters}

**Returns** Returns dictionary if *return\_dict* is True, else None.

**Return type** None or dict

**fit**(*self*, *X*, *y=None*)

Fits component to data.

**Parameters**

- **X** (*pd.DataFrame*) – The input training data of shape [n\_samples, n\_features]
- **y** (*pd.Series*, *optional*) – The target training data of length [n\_samples]

**Returns** *self*

**Raises** **MethodPropertyNotFoundError** – If component does not have a fit method or a component\_obj that implements fit.

**fit\_transform**(*self*, *X*, *y=None*)

Fits on X and transforms X.

**Parameters**

- **X** (*pd.DataFrame*) – Data to fit and transform.
- **y** (*pd.Series*) – Target data.

**Returns** Transformed X.

**Return type** *pd.DataFrame*

**Raises** **MethodPropertyNotFoundError** – If transformer does not have a transform method or a component\_obj that implements transform.

**static load**(*file\_path*)

Loads component at file path.

**Parameters** **file\_path** (*str*) – Location to load file.

**Returns** ComponentBase object

**needs\_fitting**(*self*)

Returns boolean determining if component needs fitting before calling predict, predict\_proba, transform, or feature\_importances.

This can be overridden to False for components that do not need to be fit or whose fit methods do nothing.

**Returns** True.

**property parameters**(*self*)

Returns the parameters which were used to initialize the component.

**save**(*self*, *file\_path*, *pickle\_protocol=cloudpickle.DEFAULT\_PROTOCOL*)

Saves component at file path.

**Parameters**

- **file\_path** (*str*) – Location to save file.
- **pickle\_protocol** (*int*) – The pickle data stream format.

**transform**(*self*, *X*, *y=None*)

Transforms data X.

**Parameters**

- **X** (*pd.DataFrame*) – Data to transform.

- **y** (*pd.Series*, *optional*) – Target data.

**Returns** Transformed X

**Return type** `pd.DataFrame`

**Raises** **MethodPropertyNotFoundError** – If transformer does not have a transform method or a `component_obj` that implements transform.

**update\_parameters**(*self*, *update\_dict*, *reset\_fit=True*)

Updates the parameter dictionary of the component.

**Parameters**

- **update\_dict** (*dict*) – A dict of parameters to update.
- **reset\_fit** (*bool*, *optional*) – If True, will set `_is_fitted` to False.

**class** `evalml.pipelines.components.transformers.FeatureSelector`(*parameters=None*,  
*component\_obj=None*,  
*random\_seed=0*, *\*\*kwargs*)

Selects top features based on importance weights.

**Parameters**

- **parameters** (*dict*) – Dictionary of parameters for the component. Defaults to None.
- **component\_obj** (*obj*) – Third-party objects useful in component implementation. Defaults to None.
- **random\_seed** (*int*) – Seed for the random number generator. Defaults to 0.

**Attributes**

<b>is_multiseries</b>	False
<b>modifies_features</b>	True
<b>modifies_target</b>	False
<b>training_only</b>	False

**Methods**

<code>clone</code>	Constructs a new component with the same parameters and random state.
<code>default_parameters</code>	Returns the default parameters for this component.
<code>describe</code>	Describe a component and its parameters.
<code>fit</code>	Fits component to data.
<code>fit_transform</code>	Fit and transform data using the feature selector.
<code>get_names</code>	Get names of selected features.
<code>load</code>	Loads component at file path.
<code>name</code>	Returns string name of this component.
<code>needs_fitting</code>	Returns boolean determining if component needs fitting before calling predict, predict_proba, transform, or feature_importances.
<code>parameters</code>	Returns the parameters which were used to initialize the component.
<code>save</code>	Saves component at file path.
<code>transform</code>	Transforms input data by selecting features. If the component_obj does not have a transform method, will raise an <code>MethodPropertyNotFoundError</code> exception.
<code>update_parameters</code>	Updates the parameter dictionary of the component.

**clone(self)**

Constructs a new component with the same parameters and random state.

**Returns** A new instance of this component with identical parameters and random state.

**default\_parameters(cls)**

Returns the default parameters for this component.

Our convention is that `Component.default_parameters == Component().parameters`.

**Returns** Default parameters for this component.

**Return type** dict

**describe(self, print\_name=False, return\_dict=False)**

Describe a component and its parameters.

**Parameters**

- **print\_name** (*bool, optional*) – whether to print name of component
- **return\_dict** (*bool, optional*) – whether to return description as dictionary in the format {"name": name, "parameters": parameters}

**Returns** Returns dictionary if return\_dict is True, else None.

**Return type** None or dict

**fit(self, X, y=None)**

Fits component to data.

**Parameters**

- **X** (*pd.DataFrame*) – The input training data of shape [n\_samples, n\_features]
- **y** (*pd.Series, optional*) – The target training data of length [n\_samples]

**Returns** self

**Raises `MethodPropertyNotFoundError`** – If component does not have a fit method or a component\_obj that implements fit.

**fit\_transform**(self, X, y=None)

Fit and transform data using the feature selector.

**Parameters**

- **X** (*pd.DataFrame*) – The input training data of shape [n\_samples, n\_features].
- **y** (*pd.Series, optional*) – The target training data of length [n\_samples].

**Returns** Transformed data.

**Return type** pd.DataFrame

**get\_names**(self)

Get names of selected features.

**Returns** List of the names of features selected.

**Return type** list[str]

**static load**(file\_path)

Loads component at file path.

**Parameters** **file\_path** (*str*) – Location to load file.

**Returns** ComponentBase object

**property name**(cls)

Returns string name of this component.

**needs\_fitting**(self)

Returns boolean determining if component needs fitting before calling predict, predict\_proba, transform, or feature\_importances.

This can be overridden to False for components that do not need to be fit or whose fit methods do nothing.

**Returns** True.

**property parameters**(self)

Returns the parameters which were used to initialize the component.

**save**(self, file\_path, pickle\_protocol=cloudpickle.DEFAULT\_PROTOCOL)

Saves component at file path.

**Parameters**

- **file\_path** (*str*) – Location to save file.
- **pickle\_protocol** (*int*) – The pickle data stream format.

**transform**(self, X, y=None)

Transforms input data by selecting features. If the component\_obj does not have a transform method, will raise an MethodPropertyNotFoundError exception.

**Parameters**

- **X** (*pd.DataFrame*) – Data to transform.
- **y** (*pd.Series, optional*) – Target data. Ignored.

**Returns** Transformed X

**Return type** pd.DataFrame



**Raises `MethodPropertyNotFoundError`** – If feature selector does not have a transform method or a `component_obj` that implements transform

**`update_parameters(self, update_dict, reset_fit=True)`**

Updates the parameter dictionary of the component.

#### Parameters

- **`update_dict`** (*dict*) – A dict of parameters to update.
- **`reset_fit`** (*bool, optional*) – If True, will set `_is_fitted` to False.

```
class evalml.pipelines.components.transformers.Imputer(categorical_impute_strategy='most_frequent',
                                                    categorical_fill_value=None,
                                                    numeric_impute_strategy='mean',
                                                    numeric_fill_value=None,
                                                    boolean_impute_strategy='most_frequent',
                                                    boolean_fill_value=None, random_seed=0,
                                                    **kwargs)
```

Imputes missing data according to a specified imputation strategy.

#### Parameters

- **`categorical_impute_strategy`** (*string*) – Impute strategy to use for string, object, boolean, categorical dtypes. Valid values include “most\_frequent” and “constant”.
- **`numeric_impute_strategy`** (*string*) – Impute strategy to use for numeric columns. Valid values include “mean”, “median”, “most\_frequent”, and “constant”.
- **`boolean_impute_strategy`** (*string*) – Impute strategy to use for boolean columns. Valid values include “most\_frequent” and “constant”.
- **`categorical_fill_value`** (*string*) – When `categorical_impute_strategy == “constant”`, `fill_value` is used to replace missing data. The default value of None will fill with the string “missing\_value”.
- **`numeric_fill_value`** (*int, float*) – When `numeric_impute_strategy == “constant”`, `fill_value` is used to replace missing data. The default value of None will fill with 0.
- **`boolean_fill_value`** (*bool*) – When `boolean_impute_strategy == “constant”`, `fill_value` is used to replace missing data. The default value of None will fill with True.
- **`random_seed`** (*int*) – Seed for the random number generator. Defaults to 0.

#### Attributes

<b>hyper-parameter_ranges</b>	{ “categorical_impute_strategy”: [“most_frequent”], “numeric_impute_strategy”: [“mean”, “median”, “most_frequent”, “knn”], “boolean_impute_strategy”: [“most_frequent”]}
<b>is_multiseries</b>	False
<b>modifies_features</b>	True
<b>modifies_target</b>	False
<b>name</b>	Imputer
<b>training_only</b>	False

#### Methods

<code>clone</code>	Constructs a new component with the same parameters and random state.
<code>default_parameters</code>	Returns the default parameters for this component.
<code>describe</code>	Describe a component and its parameters.
<code>fit</code>	Fits imputer to data. 'None' values are converted to np.nan before imputation and are treated as the same.
<code>fit_transform</code>	Fits on X and transforms X.
<code>load</code>	Loads component at file path.
<code>needs_fitting</code>	Returns boolean determining if component needs fitting before calling predict, predict_proba, transform, or feature_importances.
<code>parameters</code>	Returns the parameters which were used to initialize the component.
<code>save</code>	Saves component at file path.
<code>transform</code>	Transforms data X by imputing missing values.
<code>update_parameters</code>	Updates the parameter dictionary of the component.

**clone(self)**

Constructs a new component with the same parameters and random state.

**Returns** A new instance of this component with identical parameters and random state.

**default\_parameters(cls)**

Returns the default parameters for this component.

Our convention is that `Component.default_parameters == Component().parameters`.

**Returns** Default parameters for this component.

**Return type** dict

**describe(self, print\_name=False, return\_dict=False)**

Describe a component and its parameters.

**Parameters**

- **print\_name** (*bool, optional*) – whether to print name of component
- **return\_dict** (*bool, optional*) – whether to return description as dictionary in the format {"name": name, "parameters": parameters}

**Returns** Returns dictionary if return\_dict is True, else None.

**Return type** None or dict

**fit(self, X, y=None)**

Fits imputer to data. 'None' values are converted to np.nan before imputation and are treated as the same.

**Parameters**

- **X** (*pd.DataFrame, np.ndarray*) – The input training data of shape [n\_samples, n\_features]
- **y** (*pd.Series, optional*) – The target training data of length [n\_samples]

**Returns** self

**fit\_transform(self, X, y=None)**

Fits on X and transforms X.

**Parameters**

- **X** (*pd.DataFrame*) – Data to fit and transform.
- **y** (*pd.Series*) – Target data.

**Returns** Transformed X.

**Return type** *pd.DataFrame*

**Raises** **MethodPropertyNotFoundError** – If transformer does not have a transform method or a `component_obj` that implements transform.

**static load**(*file\_path*)

Loads component at file path.

**Parameters** **file\_path** (*str*) – Location to load file.

**Returns** *ComponentBase* object

**needs\_fitting**(*self*)

Returns boolean determining if component needs fitting before calling `predict`, `predict_proba`, `transform`, or `feature_importances`.

This can be overridden to `False` for components that do not need to be fit or whose fit methods do nothing.

**Returns** `True`.

**property parameters**(*self*)

Returns the parameters which were used to initialize the component.

**save**(*self*, *file\_path*, *pickle\_protocol=cloudpickle.DEFAULT\_PROTOCOL*)

Saves component at file path.

**Parameters**

- **file\_path** (*str*) – Location to save file.
- **pickle\_protocol** (*int*) – The pickle data stream format.

**transform**(*self*, *X*, *y=None*)

Transforms data X by imputing missing values.

**Parameters**

- **X** (*pd.DataFrame*) – Data to transform
- **y** (*pd.Series*, *optional*) – Ignored.

**Returns** Transformed X

**Return type** *pd.DataFrame*

**update\_parameters**(*self*, *update\_dict*, *reset\_fit=True*)

Updates the parameter dictionary of the component.

**Parameters**

- **update\_dict** (*dict*) – A dict of parameters to update.
- **reset\_fit** (*bool*, *optional*) – If `True`, will set `_is_fitted` to `False`.

**class** `evalml.pipelines.components.transformers.LabelEncoder`(*positive\_label=None*,  
*random\_seed=0*, *\*\*kwargs*)

A transformer that encodes target labels using values between 0 and `num_classes - 1`.

**Parameters**

- **positive\_label** (*int*, *str*) – The label for the class that should be treated as positive (1) for binary classification problems. Ignored for multiclass problems. Defaults to None.
- **random\_seed** (*int*) – Seed for the random number generator. Defaults to 0. Ignored.

**Attributes**

<b>hyper-parameter_ranges</b>	{}
<b>is_multiseries</b>	False
<b>modifies_features</b>	False
<b>modifies_target</b>	True
<b>name</b>	Label Encoder
<b>training_only</b>	False

**Methods**

<i>clone</i>	Constructs a new component with the same parameters and random state.
<i>default_parameters</i>	Returns the default parameters for this component.
<i>describe</i>	Describe a component and its parameters.
<i>fit</i>	Fits the label encoder.
<i>fit_transform</i>	Fit and transform data using the label encoder.
<i>inverse_transform</i>	Decodes the target data.
<i>load</i>	Loads component at file path.
<i>needs_fitting</i>	Returns boolean determining if component needs fitting before calling predict, predict_proba, transform, or feature_importances.
<i>parameters</i>	Returns the parameters which were used to initialize the component.
<i>save</i>	Saves component at file path.
<i>transform</i>	Transform the target using the fitted label encoder.
<i>update_parameters</i>	Updates the parameter dictionary of the component.

**clone(self)**

Constructs a new component with the same parameters and random state.

**Returns** A new instance of this component with identical parameters and random state.

**default\_parameters(cls)**

Returns the default parameters for this component.

Our convention is that `Component.default_parameters == Component().parameters`.

**Returns** Default parameters for this component.

**Return type** dict

**describe(self, print\_name=False, return\_dict=False)**

Describe a component and its parameters.

**Parameters**

- **print\_name** (*bool*, *optional*) – whether to print name of component
- **return\_dict** (*bool*, *optional*) – whether to return description as dictionary in the format {"name": name, "parameters": parameters}

**Returns** Returns dictionary if return\_dict is True, else None.

**Return type** None or dict

**fit**(*self*, *X*, *y*)

Fits the label encoder.

**Parameters**

- **X** (*pd.DataFrame*) – The input training data of shape [n\_samples, n\_features]. Ignored.
- **y** (*pd.Series*) – The target training data of length [n\_samples].

**Returns** self

**Raises** **ValueError** – If input y is None.

**fit\_transform**(*self*, *X*, *y*)

Fit and transform data using the label encoder.

**Parameters**

- **X** (*pd.DataFrame*) – The input training data of shape [n\_samples, n\_features].
- **y** (*pd.Series*) – The target training data of length [n\_samples].

**Returns** The original features and an encoded version of the target.

**Return type** pd.DataFrame, pd.Series

**inverse\_transform**(*self*, *y*)

Decodes the target data.

**Parameters** **y** (*pd.Series*) – Target data.

**Returns** The decoded version of the target.

**Return type** pd.Series

**Raises** **ValueError** – If input y is None.

**static load**(*file\_path*)

Loads component at file path.

**Parameters** **file\_path** (*str*) – Location to load file.

**Returns** ComponentBase object

**needs\_fitting**(*self*)

Returns boolean determining if component needs fitting before calling predict, predict\_proba, transform, or feature\_importances.

This can be overridden to False for components that do not need to be fit or whose fit methods do nothing.

**Returns** True.

**property parameters**(*self*)

Returns the parameters which were used to initialize the component.

**save**(*self*, *file\_path*, *pickle\_protocol*=*cloudpickle.DEFAULT\_PROTOCOL*)

Saves component at file path.

**Parameters**

- **file\_path** (*str*) – Location to save file.
- **pickle\_protocol** (*int*) – The pickle data stream format.

**transform**(*self*, *X*, *y=None*)

Transform the target using the fitted label encoder.

**Parameters**

- **X** (*pd.DataFrame*) – The input training data of shape [n\_samples, n\_features]. Ignored.
- **y** (*pd.Series*) – The target training data of length [n\_samples].

**Returns** The original features and an encoded version of the target.

**Return type** *pd.DataFrame*, *pd.Series*

**Raises** **ValueError** – If input *y* is *None*.

**update\_parameters**(*self*, *update\_dict*, *reset\_fit=True*)

Updates the parameter dictionary of the component.

**Parameters**

- **update\_dict** (*dict*) – A dict of parameters to update.
- **reset\_fit** (*bool*, *optional*) – If *True*, will set *\_is\_fitted* to *False*.

**class** `evalml.pipelines.components.transformers.LinearDiscriminantAnalysis`(*n\_components=None*,  
*random\_seed=0*,  
*\*\*kwargs*)

Reduces the number of features by using Linear Discriminant Analysis.

**Parameters**

- **n\_components** (*int*) – The number of features to maintain after computation. Defaults to *None*.
- **random\_seed** (*int*) – Seed for the random number generator. Defaults to 0.

**Attributes**

<b>hyper-parameter_ranges</b>	{ }
<b>is_multiseries</b>	False
<b>modifies_features</b>	True
<b>modifies_target</b>	False
<b>name</b>	Linear Discriminant Analysis Transformer
<b>training_only</b>	False

**Methods**

<code>clone</code>	Constructs a new component with the same parameters and random state.
<code>default_parameters</code>	Returns the default parameters for this component.
<code>describe</code>	Describe a component and its parameters.
<code>fit</code>	Fits the LDA component.
<code>fit_transform</code>	Fit and transform data using the LDA component.
<code>load</code>	Loads component at file path.
<code>needs_fitting</code>	Returns boolean determining if component needs fitting before calling predict, predict_proba, transform, or feature_importances.
<code>parameters</code>	Returns the parameters which were used to initialize the component.
<code>save</code>	Saves component at file path.
<code>transform</code>	Transform data using the fitted LDA component.
<code>update_parameters</code>	Updates the parameter dictionary of the component.

**clone(self)**

Constructs a new component with the same parameters and random state.

**Returns** A new instance of this component with identical parameters and random state.

**default\_parameters(cls)**

Returns the default parameters for this component.

Our convention is that `Component.default_parameters == Component().parameters`.

**Returns** Default parameters for this component.

**Return type** dict

**describe(self, print\_name=False, return\_dict=False)**

Describe a component and its parameters.

**Parameters**

- **print\_name** (*bool, optional*) – whether to print name of component
- **return\_dict** (*bool, optional*) – whether to return description as dictionary in the format {"name": name, "parameters": parameters}

**Returns** Returns dictionary if return\_dict is True, else None.

**Return type** None or dict

**fit(self, X, y)**

Fits the LDA component.

**Parameters**

- **X** (*pd.DataFrame*) – The input training data of shape [n\_samples, n\_features].
- **y** (*pd.Series, optional*) – The target training data of length [n\_samples].

**Returns** self

**Raises** **ValueError** – If input data is not all numeric.

**fit\_transform(self, X, y=None)**

Fit and transform data using the LDA component.

**Parameters**

- **X** (*pd.DataFrame*) – The input training data of shape [n\_samples, n\_features].
- **y** (*pd.Series*, *optional*) – The target training data of length [n\_samples].

**Returns** Transformed data.

**Return type** *pd.DataFrame*

**Raises** **ValueError** – If input data is not all numeric.

**static load**(*file\_path*)

Loads component at file path.

**Parameters** **file\_path** (*str*) – Location to load file.

**Returns** *ComponentBase* object

**needs\_fitting**(*self*)

Returns boolean determining if component needs fitting before calling predict, predict\_proba, transform, or feature\_importances.

This can be overridden to False for components that do not need to be fit or whose fit methods do nothing.

**Returns** True.

**property parameters**(*self*)

Returns the parameters which were used to initialize the component.

**save**(*self*, *file\_path*, *pickle\_protocol=cloudpickle.DEFAULT\_PROTOCOL*)

Saves component at file path.

**Parameters**

- **file\_path** (*str*) – Location to save file.
- **pickle\_protocol** (*int*) – The pickle data stream format.

**transform**(*self*, *X*, *y=None*)

Transform data using the fitted LDA component.

**Parameters**

- **X** (*pd.DataFrame*) – The input training data of shape [n\_samples, n\_features].
- **y** (*pd.Series*, *optional*) – The target training data of length [n\_samples].

**Returns** Transformed data.

**Return type** *pd.DataFrame*

**Raises** **ValueError** – If input data is not all numeric.

**update\_parameters**(*self*, *update\_dict*, *reset\_fit=True*)

Updates the parameter dictionary of the component.

**Parameters**

- **update\_dict** (*dict*) – A dict of parameters to update.
- **reset\_fit** (*bool*, *optional*) – If True, will set *\_is\_fitted* to False.

**class** evalml.pipelines.components.transformers.**LogTransformer**(*random\_seed=0*)

Applies a log transformation to the target data.

**Attributes**



<b>hyper-parameter_ranges</b>	{}
<b>is_multiseries</b>	False
<b>modifies_features</b>	False
<b>modifies_target</b>	True
<b>name</b>	Log Transformer
<b>training_only</b>	False

## Methods

<i>clone</i>	Constructs a new component with the same parameters and random state.
<i>default_parameters</i>	Returns the default parameters for this component.
<i>describe</i>	Describe a component and its parameters.
<i>fit</i>	Fits the LogTransformer.
<i>fit_transform</i>	Log transforms the target variable.
<i>inverse_transform</i>	Apply exponential to target data.
<i>load</i>	Loads component at file path.
<i>needs_fitting</i>	Returns boolean determining if component needs fitting before calling predict, predict_proba, transform, or feature_importances.
<i>parameters</i>	Returns the parameters which were used to initialize the component.
<i>save</i>	Saves component at file path.
<i>transform</i>	Log transforms the target variable.
<i>update_parameters</i>	Updates the parameter dictionary of the component.

### **clone**(*self*)

Constructs a new component with the same parameters and random state.

**Returns** A new instance of this component with identical parameters and random state.

### **default\_parameters**(*cls*)

Returns the default parameters for this component.

Our convention is that `Component.default_parameters == Component().parameters`.

**Returns** Default parameters for this component.

**Return type** dict

### **describe**(*self*, *print\_name=False*, *return\_dict=False*)

Describe a component and its parameters.

#### Parameters

- **print\_name** (*bool*, *optional*) – whether to print name of component
- **return\_dict** (*bool*, *optional*) – whether to return description as dictionary in the format {"name": name, "parameters": parameters}

**Returns** Returns dictionary if `return_dict` is True, else None.

**Return type** None or dict

**fit**(*self*, *X*, *y=None*)

Fits the LogTransformer.

**Parameters**

- **X** (*pd.DataFrame* or *np.ndarray*) – Ignored.
- **y** (*pd.Series*, *optional*) – Ignored.

**Returns** *self*

**fit\_transform**(*self*, *X*, *y=None*)

Log transforms the target variable.

**Parameters**

- **X** (*pd.DataFrame*, *optional*) – Ignored.
- **y** (*pd.Series*) – Target variable to log transform.

**Returns**

**The input features are returned without modification. The target** variable *y* is log transformed.

**Return type** tuple of *pd.DataFrame*, *pd.Series*

**inverse\_transform**(*self*, *y*)

Apply exponential to target data.

**Parameters** **y** (*pd.Series*) – Target variable.

**Returns** Target with exponential applied.

**Return type** *pd.Series*

**static load**(*file\_path*)

Loads component at file path.

**Parameters** **file\_path** (*str*) – Location to load file.

**Returns** *ComponentBase* object

**needs\_fitting**(*self*)

Returns boolean determining if component needs fitting before calling *predict*, *predict\_proba*, *transform*, or *feature\_importances*.

This can be overridden to *False* for components that do not need to be fit or whose fit methods do nothing.

**Returns** *True*.

**property parameters**(*self*)

Returns the parameters which were used to initialize the component.

**save**(*self*, *file\_path*, *pickle\_protocol=cloudpickle.DEFAULT\_PROTOCOL*)

Saves component at file path.

**Parameters**

- **file\_path** (*str*) – Location to save file.
- **pickle\_protocol** (*int*) – The pickle data stream format.

**transform**(*self*, *X*, *y=None*)

Log transforms the target variable.

**Parameters**

- **X** (*pd.DataFrame*, *optional*) – Ignored.
- **y** (*pd.Series*) – Target data to log transform.

**Returns**

The input features are returned without modification. The target variable *y* is log transformed.

**Return type** tuple of *pd.DataFrame*, *pd.Series*

**update\_parameters**(*self*, *update\_dict*, *reset\_fit=True*)

Updates the parameter dictionary of the component.

**Parameters**

- **update\_dict** (*dict*) – A dict of parameters to update.
- **reset\_fit** (*bool*, *optional*) – If True, will set *\_is\_fitted* to False.

**class** `evalml.pipelines.components.transformers.LSA`(*random\_seed=0*, *\*\*kwargs*)

Transformer to calculate the Latent Semantic Analysis Values of text input.

**Parameters** **random\_seed** (*int*) – Seed for the random number generator. Defaults to 0.

**Attributes**

<b>hyper-parameter_ranges</b>	{}
<b>is_multiseries</b>	False
<b>modifies_features</b>	True
<b>modifies_target</b>	False
<b>name</b>	LSA Transformer
<b>training_only</b>	False

**Methods**

<code>clone</code>	Constructs a new component with the same parameters and random state.
<code>default_parameters</code>	Returns the default parameters for this component.
<code>describe</code>	Describe a component and its parameters.
<code>fit</code>	Fits the input data.
<code>fit_transform</code>	Fits on X and transforms X.
<code>load</code>	Loads component at file path.
<code>needs_fitting</code>	Returns boolean determining if component needs fitting before calling predict, predict_proba, transform, or feature_importances.
<code>parameters</code>	Returns the parameters which were used to initialize the component.
<code>save</code>	Saves component at file path.
<code>transform</code>	Transforms data X by applying the LSA pipeline.
<code>update_parameters</code>	Updates the parameter dictionary of the component.

**clone(*self*)**

Constructs a new component with the same parameters and random state.

**Returns** A new instance of this component with identical parameters and random state.

**default\_parameters(*cls*)**

Returns the default parameters for this component.

Our convention is that `Component.default_parameters == Component().parameters`.

**Returns** Default parameters for this component.

**Return type** dict

**describe(*self*, *print\_name=False*, *return\_dict=False*)**

Describe a component and its parameters.

**Parameters**

- **print\_name** (*bool*, *optional*) – whether to print name of component
- **return\_dict** (*bool*, *optional*) – whether to return description as dictionary in the format {"name": name, "parameters": parameters}

**Returns** Returns dictionary if return\_dict is True, else None.

**Return type** None or dict

**fit(*self*, *X*, *y=None*)**

Fits the input data.

**Parameters**

- **X** (*pd.DataFrame*) – The data to transform.
- **y** (*pd.Series*, *optional*) – Ignored.

**Returns** self

**fit\_transform(*self*, *X*, *y=None*)**

Fits on X and transforms X.

**Parameters**

- **X** (*pd.DataFrame*) – Data to fit and transform.

- **y** (*pd.Series*) – Target data.

**Returns** Transformed X.

**Return type** *pd.DataFrame*

**Raises** **MethodPropertyNotFoundError** – If transformer does not have a transform method or a *component\_obj* that implements transform.

**static load**(*file\_path*)

Loads component at file path.

**Parameters** **file\_path** (*str*) – Location to load file.

**Returns** *ComponentBase* object

**needs\_fitting**(*self*)

Returns boolean determining if component needs fitting before calling predict, predict\_proba, transform, or feature\_importances.

This can be overridden to False for components that do not need to be fit or whose fit methods do nothing.

**Returns** True.

**property parameters**(*self*)

Returns the parameters which were used to initialize the component.

**save**(*self, file\_path, pickle\_protocol=cloudpickle.DEFAULT\_PROTOCOL*)

Saves component at file path.

**Parameters**

- **file\_path** (*str*) – Location to save file.
- **pickle\_protocol** (*int*) – The pickle data stream format.

**transform**(*self, X, y=None*)

Transforms data X by applying the LSA pipeline.

**Parameters**

- **X** (*pd.DataFrame*) – The data to transform.
- **y** (*pd.Series, optional*) – Ignored.

**Returns**

Transformed X. The original column is removed and replaced with two columns of the format *LSA(original\_column\_name)[feature\_number]*, where *feature\_number* is 0 or 1.

**Return type** *pd.DataFrame*

**update\_parameters**(*self, update\_dict, reset\_fit=True*)

Updates the parameter dictionary of the component.

**Parameters**

- **update\_dict** (*dict*) – A dict of parameters to update.
- **reset\_fit** (*bool, optional*) – If True, will set *\_is\_fitted* to False.

```
class evalml.pipelines.components.transformers.NaturalLanguageFeaturizer(random_seed=0,
                                                                    **kwargs)
```

Transformer that can automatically featurize text columns using featuretools' `nlp_primitives`.

Since models cannot handle non-numeric data, any text must be broken down into features that provide useful information about that text. This component splits each text column into several informative features: Diversity Score, Mean Characters per Word, Polarity Score, LSA (Latent Semantic Analysis), Number of Characters, and Number of Words. Calling `transform` on this component will replace any text columns in the given dataset with these numeric columns.

**Parameters** `random_seed` (*int*) – Seed for the random number generator. Defaults to 0.

#### Attributes

<b>hyper-parameter_ranges</b>	{}
<b>is_multiseries</b>	False
<b>modifies_features</b>	True
<b>modifies_target</b>	False
<b>name</b>	Natural Language Featurizer
<b>training_only</b>	False

#### Methods

<code>clone</code>	Constructs a new component with the same parameters and random state.
<code>default_parameters</code>	Returns the default parameters for this component.
<code>describe</code>	Describe a component and its parameters.
<code>fit</code>	Fits component to data.
<code>fit_transform</code>	Fits on X and transforms X.
<code>load</code>	Loads component at file path.
<code>needs_fitting</code>	Returns boolean determining if component needs fitting before calling <code>predict</code> , <code>predict_proba</code> , <code>transform</code> , or <code>feature_importances</code> .
<code>parameters</code>	Returns the parameters which were used to initialize the component.
<code>save</code>	Saves component at file path.
<code>transform</code>	Transforms data X by creating new features using existing text columns.
<code>update_parameters</code>	Updates the parameter dictionary of the component.

#### `clone(self)`

Constructs a new component with the same parameters and random state.

**Returns** A new instance of this component with identical parameters and random state.

#### `default_parameters(cls)`

Returns the default parameters for this component.

Our convention is that `Component.default_parameters == Component().parameters`.

**Returns** Default parameters for this component.

**Return type** dict

**describe**(*self*, *print\_name=False*, *return\_dict=False*)

Describe a component and its parameters.

**Parameters**

- **print\_name** (*bool*, *optional*) – whether to print name of component
- **return\_dict** (*bool*, *optional*) – whether to return description as dictionary in the format {"name": name, "parameters": parameters}

**Returns** Returns dictionary if return\_dict is True, else None.

**Return type** None or dict

**fit**(*self*, *X*, *y=None*)

Fits component to data.

**Parameters**

- **X** (*pd.DataFrame* or *np.ndarray*) – The input training data of shape [n\_samples, n\_features]
- **y** (*pd.Series*) – The target training data of length [n\_samples]

**Returns** self

**fit\_transform**(*self*, *X*, *y=None*)

Fits on X and transforms X.

**Parameters**

- **X** (*pd.DataFrame*) – Data to fit and transform.
- **y** (*pd.Series*) – Target data.

**Returns** Transformed X.

**Return type** pd.DataFrame

**Raises** **MethodPropertyNotFoundError** – If transformer does not have a transform method or a component\_obj that implements transform.

**static load**(*file\_path*)

Loads component at file path.

**Parameters** **file\_path** (*str*) – Location to load file.

**Returns** ComponentBase object

**needs\_fitting**(*self*)

Returns boolean determining if component needs fitting before calling predict, predict\_proba, transform, or feature\_importances.

This can be overridden to False for components that do not need to be fit or whose fit methods do nothing.

**Returns** True.

**property parameters**(*self*)

Returns the parameters which were used to initialize the component.

**save**(*self*, *file\_path*, *pickle\_protocol*=cloudpickle.DEFAULT\_PROTOCOL)

Saves component at file path.

**Parameters**

- **file\_path** (*str*) – Location to save file.
- **pickle\_protocol** (*int*) – The pickle data stream format.

**transform**(*self*, *X*, *y*=None)

Transforms data *X* by creating new features using existing text columns.

**Parameters**

- **X** (*pd.DataFrame*) – The data to transform.
- **y** (*pd.Series*, *optional*) – Ignored.

**Returns** Transformed *X*

**Return type** *pd.DataFrame*

**update\_parameters**(*self*, *update\_dict*, *reset\_fit*=True)

Updates the parameter dictionary of the component.

**Parameters**

- **update\_dict** (*dict*) – A dict of parameters to update.
- **reset\_fit** (*bool*, *optional*) – If True, will set *\_is\_fitted* to False.

```
class evalml.pipelines.components.transformers.OneHotEncoder(top_n=10,  
                                                            features_to_encode=None,  
                                                            categories=None, drop='if_binary',  
                                                            handle_unknown='ignore',  
                                                            handle_missing='error',  
                                                            random_seed=0, **kwargs)
```

A transformer that encodes categorical features in a one-hot numeric array.

**Parameters**

- **top\_n** (*int*) – Number of categories per column to encode. If None, all categories will be encoded. Otherwise, the *n* most frequent will be encoded and all others will be dropped. Defaults to 10.
- **features\_to\_encode** (*list[str]*) – List of columns to encode. All other columns will remain untouched. If None, all appropriate columns will be encoded. Defaults to None.
- **categories** (*list*) – A two dimensional list of categories, where *categories[i]* is a list of the categories for the column at index *i*. This can also be None, or “auto” if *top\_n* is not None. Defaults to None.
- **drop** (*string*, *list*) – Method (“first” or “if\_binary”) to use to drop one category per feature. Can also be a list specifying which categories to drop for each feature. Defaults to ‘if\_binary’.
- **handle\_unknown** (*string*) – Whether to ignore or error for unknown categories for a feature encountered during *fit* or *transform*. If either *top\_n* or *categories* is used to limit the number of categories per column, this must be “ignore”. Defaults to “ignore”.
- **handle\_missing** (*string*) – Options for how to handle missing (NaN) values encountered during *fit* or *transform*. If this is set to “as\_category” and NaN values are within the *n* most frequent, “nan” values will be encoded as their own column. If this is set to “error”, any missing values encountered will raise an error. Defaults to “error”.



- **random\_seed** (*int*) – Seed for the random number generator. Defaults to 0.

#### Attributes

<b>hyper-parameter_ranges</b>	{}
<b>is_multiseries</b>	False
<b>modifies_features</b>	True
<b>modifies_target</b>	False
<b>name</b>	One Hot Encoder
<b>training_only</b>	False

#### Methods

<i>categories</i>	Returns a list of the unique categories to be encoded for the particular feature, in order.
<i>clone</i>	Constructs a new component with the same parameters and random state.
<i>default_parameters</i>	Returns the default parameters for this component.
<i>describe</i>	Describe a component and its parameters.
<i>fit</i>	Fits the one-hot encoder component.
<i>fit_transform</i>	Fits on X and transforms X.
<i>get_feature_names</i>	Return feature names for the categorical features after fitting.
<i>load</i>	Loads component at file path.
<i>needs_fitting</i>	Returns boolean determining if component needs fitting before calling predict, predict_proba, transform, or feature_importances.
<i>parameters</i>	Returns the parameters which were used to initialize the component.
<i>save</i>	Saves component at file path.
<i>transform</i>	One-hot encode the input data.
<i>update_parameters</i>	Updates the parameter dictionary of the component.

#### **categories**(*self*, *feature\_name*)

Returns a list of the unique categories to be encoded for the particular feature, in order.

**Parameters** **feature\_name** (*str*) – The name of any feature provided to one-hot encoder during fit.

**Returns** The unique categories, in the same dtype as they were provided during fit.

**Return type** np.ndarray

**Raises** **ValueError** – If feature was not provided to one-hot encoder as a training feature.

#### **clone**(*self*)

Constructs a new component with the same parameters and random state.

**Returns** A new instance of this component with identical parameters and random state.

**default\_parameters(*cls*)**

Returns the default parameters for this component.

Our convention is that `Component.default_parameters == Component().parameters`.

**Returns** Default parameters for this component.

**Return type** dict

**describe(*self*, *print\_name=False*, *return\_dict=False*)**

Describe a component and its parameters.

**Parameters**

- **print\_name** (*bool*, *optional*) – whether to print name of component
- **return\_dict** (*bool*, *optional*) – whether to return description as dictionary in the format {"name": name, "parameters": parameters}

**Returns** Returns dictionary if `return_dict` is `True`, else `None`.

**Return type** None or dict

**fit(*self*, *X*, *y=None*)**

Fits the one-hot encoder component.

**Parameters**

- **X** (*pd.DataFrame*) – The input training data of shape `[n_samples, n_features]`.
- **y** (*pd.Series*, *optional*) – The target training data of length `[n_samples]`.

**Returns** `self`

**Raises** **ValueError** – If encoding a column failed.

**fit\_transform(*self*, *X*, *y=None*)**

Fits on `X` and transforms `X`.

**Parameters**

- **X** (*pd.DataFrame*) – Data to fit and transform.
- **y** (*pd.Series*) – Target data.

**Returns** Transformed `X`.

**Return type** `pd.DataFrame`

**Raises** **MethodPropertyNotFoundError** – If transformer does not have a transform method or a `component_obj` that implements transform.

**get\_feature\_names(*self*)**

Return feature names for the categorical features after fitting.

Feature names are formatted as {column name}\_{category name}. In the event of a duplicate name, an integer will be added at the end of the feature name to distinguish it.

For example, consider a dataframe with a column called "A" and category "x\_y" and another column called "A\_x" with "y". In this example, the feature names would be "A\_x\_y" and "A\_x\_y\_1".

**Returns** The feature names after encoding, provided in the same order as `input_features`.

**Return type** `np.ndarray`

**static load**(*file\_path*)

Loads component at file path.

**Parameters** **file\_path** (*str*) – Location to load file.

**Returns** ComponentBase object

**needs\_fitting**(*self*)

Returns boolean determining if component needs fitting before calling predict, predict\_proba, transform, or feature\_importances.

This can be overridden to False for components that do not need to be fit or whose fit methods do nothing.

**Returns** True.

**property parameters**(*self*)

Returns the parameters which were used to initialize the component.

**save**(*self*, *file\_path*, *pickle\_protocol=cloudpickle.DEFAULT\_PROTOCOL*)

Saves component at file path.

**Parameters**

- **file\_path** (*str*) – Location to save file.
- **pickle\_protocol** (*int*) – The pickle data stream format.

**transform**(*self*, *X*, *y=None*)

One-hot encode the input data.

**Parameters**

- **X** (*pd.DataFrame*) – Features to one-hot encode.
- **y** (*pd.Series*) – Ignored.

**Returns** Transformed data, where each categorical feature has been encoded into numerical columns using one-hot encoding.

**Return type** *pd.DataFrame*

**update\_parameters**(*self*, *update\_dict*, *reset\_fit=True*)

Updates the parameter dictionary of the component.

**Parameters**

- **update\_dict** (*dict*) – A dict of parameters to update.
- **reset\_fit** (*bool*, *optional*) – If True, will set *\_is\_fitted* to False.

```
class evalml.pipelines.components.transformers.OrdinalEncoder(features_to_encode=None,
                                                           categories=None,
                                                           handle_unknown='error',
                                                           unknown_value=None,
                                                           encoded_missing_value=None,
                                                           random_seed=0, **kwargs)
```

A transformer that encodes ordinal features as an array of ordinal integers representing the relative order of categories.

**Parameters**

- **features\_to\_encode** (*list[str]*) – List of columns to encode. All other columns will remain untouched. If None, all appropriate columns will be encoded. Defaults to None. The order of columns does not matter.

- **categories** (*dict[str, list[str]]*) – A dictionary mapping column names to their categories in the dataframes passed in at fit and transform. The order of categories specified for a column does not matter. Any category found in the data that is not present in categories will be handled as an unknown value. To not have unknown values raise an error, set `handle_unknown` to “`use_encoded_value`”. Defaults to None.
- **handle\_unknown** (“*error*” or “*use\_encoded\_value*”) – Whether to ignore or error for unknown categories for a feature encountered during *fit* or *transform*. When set to “`error`”, an error will be raised when an unknown category is found. When set to “`use_encoded_value`”, unknown categories will be encoded as the value given for the parameter `unknown_value`. Defaults to “`error`.”
- **unknown\_value** (*int* or *np.nan*) – The value to use for unknown categories seen during fit or transform. Required when the parameter `handle_unknown` is set to “`use_encoded_value`.” The value has to be distinct from the values used to encode any of the categories in fit. Defaults to None.
- **encoded\_missing\_value** (*int* or *np.nan*) – The value to use for missing (null) values seen during fit or transform. Defaults to `np.nan`.
- **random\_seed** (*int*) – Seed for the random number generator. Defaults to 0.

#### Attributes

<b>hyper-parameter_ranges</b>	{}
<b>is_multiseries</b>	False
<b>modifies_features</b>	True
<b>modifies_target</b>	False
<b>name</b>	Ordinal Encoder
<b>training_only</b>	False

#### Methods

<i>categories</i>	Returns a list of the unique categories to be encoded for the particular feature, in order.
<i>clone</i>	Constructs a new component with the same parameters and random state.
<i>default_parameters</i>	Returns the default parameters for this component.
<i>describe</i>	Describe a component and its parameters.
<i>fit</i>	Fits the ordinal encoder component.
<i>fit_transform</i>	Fits on X and transforms X.
<i>get_feature_names</i>	Return feature names for the ordinal features after fitting.
<i>load</i>	Loads component at file path.
<i>needs_fitting</i>	Returns boolean determining if component needs fitting before calling predict, predict_proba, transform, or feature_importances.
<i>parameters</i>	Returns the parameters which were used to initialize the component.
<i>save</i>	Saves component at file path.
<i>transform</i>	Ordinally encode the input data.
<i>update_parameters</i>	Updates the parameter dictionary of the component.

**categories**(*self*, *feature\_name*)

Returns a list of the unique categories to be encoded for the particular feature, in order.

**Parameters** **feature\_name** (*str*) – The name of any feature provided to ordinal encoder during fit.

**Returns** The unique categories, in the same dtype as they were provided during fit.

**Return type** np.ndarray

**Raises** **ValueError** – If feature was not provided to ordinal encoder as a training feature.

**clone**(*self*)

Constructs a new component with the same parameters and random state.

**Returns** A new instance of this component with identical parameters and random state.

**default\_parameters**(*cls*)

Returns the default parameters for this component.

Our convention is that `Component.default_parameters == Component().parameters`.

**Returns** Default parameters for this component.

**Return type** dict

**describe**(*self*, *print\_name=False*, *return\_dict=False*)

Describe a component and its parameters.

**Parameters**

- **print\_name** (*bool*, *optional*) – whether to print name of component
- **return\_dict** (*bool*, *optional*) – whether to return description as dictionary in the format {"name": name, "parameters": parameters}

**Returns** Returns dictionary if return\_dict is True, else None.

**Return type** None or dict

**fit**(*self*, *X*, *y=None*)

Fits the ordinal encoder component.

**Parameters**

- **X** (*pd.DataFrame*) – The input training data of shape [n\_samples, n\_features].
- **y** (*pd.Series*, *optional*) – The target training data of length [n\_samples].

**Returns** *self*

**Raises**

- **ValueError** – If encoding a column failed.
- **TypeError** – If non-Ordinal columns are specified in *features\_to\_encode*.

**fit\_transform**(*self*, *X*, *y=None*)

Fits on *X* and transforms *X*.

**Parameters**

- **X** (*pd.DataFrame*) – Data to fit and transform.
- **y** (*pd.Series*) – Target data.

**Returns** Transformed *X*.

**Return type** *pd.DataFrame*

**Raises** **MethodPropertyNotFoundError** – If transformer does not have a transform method or a *component\_obj* that implements transform.

**get\_feature\_names**(*self*)

Return feature names for the ordinal features after fitting.

Feature names are formatted as {column name}\_ordinal\_encoding.

**Returns** The feature names after encoding, provided in the same order as *input\_features*.

**Return type** *np.ndarray*

**static load**(*file\_path*)

Loads component at file path.

**Parameters** **file\_path** (*str*) – Location to load file.

**Returns** *ComponentBase* object

**needs\_fitting**(*self*)

Returns boolean determining if component needs fitting before calling *predict*, *predict\_proba*, *transform*, or *feature\_importances*.

This can be overridden to *False* for components that do not need to be fit or whose fit methods do nothing.

**Returns** *True*.

**property parameters**(*self*)

Returns the parameters which were used to initialize the component.

**save**(*self*, *file\_path*, *pickle\_protocol=cloudpickle.DEFAULT\_PROTOCOL*)

Saves component at file path.

**Parameters**

- **file\_path** (*str*) – Location to save file.

- **pickle\_protocol** (*int*) – The pickle data stream format.

**transform**(*self*, *X*, *y=None*)

Ordinally encode the input data.

#### Parameters

- **X** (*pd.DataFrame*) – Features to encode.
- **y** (*pd.Series*) – Ignored.

**Returns** Transformed data, where each ordinal feature has been encoded into a numerical column where ordinal integers represent the relative order of categories.

**Return type** *pd.DataFrame*

**update\_parameters**(*self*, *update\_dict*, *reset\_fit=True*)

Updates the parameter dictionary of the component.

#### Parameters

- **update\_dict** (*dict*) – A dict of parameters to update.
- **reset\_fit** (*bool*, *optional*) – If True, will set *\_is\_fitted* to False.

```
class evalml.pipelines.components.transformers.Oversampler(sampling_ratio=0.25,
                                                         sampling_ratio_dict=None,
                                                         k_neighbors_default=5, n_jobs=-1,
                                                         random_seed=0, **kwargs)
```

SMOTE Oversampler component. Will automatically select whether to use SMOTE, SMOTEN, or SMOTENC based on inputs to the component.

#### Parameters

- **sampling\_ratio** (*float*) – This is the goal ratio of the minority to majority class, with range (0, 1]. A value of 0.25 means we want a 1:4 ratio of the minority to majority class after oversampling. We will create the a sampling dictionary using this ratio, with the keys corresponding to the class and the values responding to the number of samples. Defaults to 0.25.
- **sampling\_ratio\_dict** (*dict*) – A dictionary specifying the desired balanced ratio for each target value. For instance, in a binary case where class 1 is the minority, we could specify: *sampling\_ratio\_dict={0: 0.5, 1: 1}*, which means we would undersample class 0 to have twice the number of samples as class 1 (minority:majority ratio = 0.5), and don't sample class 1. Overrides *sampling\_ratio* if provided. Defaults to None.
- **k\_neighbors\_default** (*int*) – The number of nearest neighbors used to construct synthetic samples. This is the default value used, but the actual *k\_neighbors* value might be smaller if there are less samples. Defaults to 5.
- **n\_jobs** (*int*) – The number of CPU cores to use. Defaults to -1.
- **random\_seed** (*int*) – The seed to use for random sampling. Defaults to 0.

#### Attributes

<b>hyper-parameter_ranges</b>	None
<b>is_multiseries</b>	False
<b>modifies_features</b>	True
<b>modifies_target</b>	True
<b>name</b>	Oversampler
<b>training_only</b>	True

## Methods

<i>clone</i>	Constructs a new component with the same parameters and random state.
<i>default_parameters</i>	Returns the default parameters for this component.
<i>describe</i>	Describe a component and its parameters.
<i>fit</i>	Fits oversampler to data.
<i>fit_transform</i>	Fit and transform data using the sampler component.
<i>load</i>	Loads component at file path.
<i>needs_fitting</i>	Returns boolean determining if component needs fitting before calling predict, predict_proba, transform, or feature_importances.
<i>parameters</i>	Returns the parameters which were used to initialize the component.
<i>save</i>	Saves component at file path.
<i>transform</i>	Transforms the input data by Oversampling the data.
<i>update_parameters</i>	Updates the parameter dictionary of the component.

### **clone**(*self*)

Constructs a new component with the same parameters and random state.

**Returns** A new instance of this component with identical parameters and random state.

### **default\_parameters**(*cls*)

Returns the default parameters for this component.

Our convention is that `Component.default_parameters == Component().parameters`.

**Returns** Default parameters for this component.

**Return type** dict

### **describe**(*self*, *print\_name=False*, *return\_dict=False*)

Describe a component and its parameters.

#### **Parameters**

- **print\_name** (*bool*, *optional*) – whether to print name of component
- **return\_dict** (*bool*, *optional*) – whether to return description as dictionary in the format {"name": name, "parameters": parameters}

**Returns** Returns dictionary if `return_dict` is `True`, else `None`.

**Return type** None or dict



**fit**(*self*, *X*, *y*)

Fits oversampler to data.

**Parameters**

- **X** (*pd.DataFrame*) – The input training data of shape [n\_samples, n\_features].
- **y** (*pd.Series*, *optional*) – The target training data of length [n\_samples].

**Returns** *self*

**fit\_transform**(*self*, *X*, *y*)

Fit and transform data using the sampler component.

**Parameters**

- **X** (*pd.DataFrame*) – The input training data of shape [n\_samples, n\_features].
- **y** (*pd.Series*, *optional*) – The target training data of length [n\_samples].

**Returns** Transformed data.

**Return type** (*pd.DataFrame*, *pd.Series*)

**static load**(*file\_path*)

Loads component at file path.

**Parameters** **file\_path** (*str*) – Location to load file.

**Returns** *ComponentBase* object

**needs\_fitting**(*self*)

Returns boolean determining if component needs fitting before calling predict, predict\_proba, transform, or feature\_importances.

This can be overridden to False for components that do not need to be fit or whose fit methods do nothing.

**Returns** True.

**property parameters**(*self*)

Returns the parameters which were used to initialize the component.

**save**(*self*, *file\_path*, *pickle\_protocol=cloudpickle.DEFAULT\_PROTOCOL*)

Saves component at file path.

**Parameters**

- **file\_path** (*str*) – Location to save file.
- **pickle\_protocol** (*int*) – The pickle data stream format.

**transform**(*self*, *X*, *y=None*)

Transforms the input data by Oversampling the data.

**Parameters**

- **X** (*pd.DataFrame*) – Training features.
- **y** (*pd.Series*) – Target.

**Returns** Transformed features and target.

**Return type** *pd.DataFrame*, *pd.Series*

**update\_parameters**(*self*, *update\_dict*, *reset\_fit=True*)

Updates the parameter dictionary of the component.

#### Parameters

- **update\_dict** (*dict*) – A dict of parameters to update.
- **reset\_fit** (*bool*, *optional*) – If True, will set *\_is\_fitted* to False.

**class** evalml.pipelines.components.transformers.PCA(*variance=0.95*, *n\_components=None*, *random\_seed=0*, *\*\*kwargs*)

Reduces the number of features by using Principal Component Analysis (PCA).

#### Parameters

- **variance** (*float*) – The percentage of the original data variance that should be preserved when reducing the number of features. Defaults to 0.95.
- **n\_components** (*int*) – The number of features to maintain after computing SVD. Defaults to None, but will override variance variable if set.
- **random\_seed** (*int*) – Seed for the random number generator. Defaults to 0.

#### Attributes

<b>hyper-parameter_ranges</b>	Real(0.25, 1)}:type: {"variance"}
<b>is_multiseries</b>	False
<b>modifies_features</b>	True
<b>modifies_target</b>	False
<b>name</b>	PCA Transformer
<b>training_only</b>	False

#### Methods

<i>clone</i>	Constructs a new component with the same parameters and random state.
<i>default_parameters</i>	Returns the default parameters for this component.
<i>describe</i>	Describe a component and its parameters.
<i>fit</i>	Fits the PCA component.
<i>fit_transform</i>	Fit and transform data using the PCA component.
<i>load</i>	Loads component at file path.
<i>needs_fitting</i>	Returns boolean determining if component needs fitting before calling predict, predict_proba, transform, or feature_importances.
<i>parameters</i>	Returns the parameters which were used to initialize the component.
<i>save</i>	Saves component at file path.
<i>transform</i>	Transform data using fitted PCA component.
<i>update_parameters</i>	Updates the parameter dictionary of the component.

**clone(self)**

Constructs a new component with the same parameters and random state.

**Returns** A new instance of this component with identical parameters and random state.

**default\_parameters(cls)**

Returns the default parameters for this component.

Our convention is that `Component.default_parameters == Component().parameters`.

**Returns** Default parameters for this component.

**Return type** dict

**describe(self, print\_name=False, return\_dict=False)**

Describe a component and its parameters.

**Parameters**

- **print\_name** (*bool, optional*) – whether to print name of component
- **return\_dict** (*bool, optional*) – whether to return description as dictionary in the format {"name": name, "parameters": parameters}

**Returns** Returns dictionary if return\_dict is True, else None.

**Return type** None or dict

**fit(self, X, y=None)**

Fits the PCA component.

**Parameters**

- **X** (*pd.DataFrame*) – The input training data of shape [n\_samples, n\_features].
- **y** (*pd.Series, optional*) – The target training data of length [n\_samples].

**Returns** self

**Raises** **ValueError** – If input data is not all numeric.

**fit\_transform(self, X, y=None)**

Fit and transform data using the PCA component.

**Parameters**

- **X** (*pd.DataFrame*) – The input training data of shape [n\_samples, n\_features].
- **y** (*pd.Series, optional*) – The target training data of length [n\_samples].

**Returns** Transformed data.

**Return type** pd.DataFrame

**Raises** **ValueError** – If input data is not all numeric.

**static load(file\_path)**

Loads component at file path.

**Parameters** **file\_path** (*str*) – Location to load file.

**Returns** ComponentBase object

**needs\_fitting**(*self*)

Returns boolean determining if component needs fitting before calling predict, predict\_proba, transform, or feature\_importances.

This can be overridden to False for components that do not need to be fit or whose fit methods do nothing.

**Returns** True.

**property parameters**(*self*)

Returns the parameters which were used to initialize the component.

**save**(*self*, *file\_path*, *pickle\_protocol*=cloudpickle.DEFAULT\_PROTOCOL)

Saves component at file path.

**Parameters**

- **file\_path** (*str*) – Location to save file.
- **pickle\_protocol** (*int*) – The pickle data stream format.

**transform**(*self*, *X*, *y*=None)

Transform data using fitted PCA component.

**Parameters**

- **X** (*pd.DataFrame*) – The input training data of shape [n\_samples, n\_features].
- **y** (*pd.Series*, *optional*) – The target training data of length [n\_samples].

**Returns** Transformed data.

**Return type** pd.DataFrame

**Raises** **ValueError** – If input data is not all numeric.

**update\_parameters**(*self*, *update\_dict*, *reset\_fit*=True)

Updates the parameter dictionary of the component.

**Parameters**

- **update\_dict** (*dict*) – A dict of parameters to update.
- **reset\_fit** (*bool*, *optional*) – If True, will set *\_is\_fitted* to False.

**class** evalml.pipelines.components.transformers.**PerColumnImputer**(*impute\_strategies*=None, *random\_seed*=0, *\*\*kwargs*)

Imputes missing data according to a specified imputation strategy per column.

**Parameters**

- **impute\_strategies** (*dict*) – Column and {"impute\_strategy": strategy, "fill\_value":value} pairings. Valid values for impute strategy include "mean", "median", "most\_frequent", "constant" for numerical data, and "most\_frequent", "constant" for object data types. Defaults to None, which uses "most\_frequent" for all columns. When impute\_strategy == "constant", fill\_value is used to replace missing data. When None, uses 0 when imputing numerical data and "missing\_value" for strings or object data types.
- **random\_seed** (*int*) – Seed for the random number generator. Defaults to 0.

**Attributes**

<b>hyper-parameter_ranges</b>	{}
<b>is_multiseries</b>	False
<b>modifies_features</b>	True
<b>modifies_target</b>	False
<b>name</b>	Per Column Imputer
<b>training_only</b>	False

## Methods

<i>clone</i>	Constructs a new component with the same parameters and random state.
<i>default_parameters</i>	Returns the default parameters for this component.
<i>describe</i>	Describe a component and its parameters.
<i>fit</i>	Fits imputers on input data.
<i>fit_transform</i>	Fits on X and transforms X.
<i>load</i>	Loads component at file path.
<i>needs_fitting</i>	Returns boolean determining if component needs fitting before calling predict, predict_proba, transform, or feature_importances.
<i>parameters</i>	Returns the parameters which were used to initialize the component.
<i>save</i>	Saves component at file path.
<i>transform</i>	Transforms input data by imputing missing values.
<i>update_parameters</i>	Updates the parameter dictionary of the component.

### **clone**(*self*)

Constructs a new component with the same parameters and random state.

**Returns** A new instance of this component with identical parameters and random state.

### **default\_parameters**(*cls*)

Returns the default parameters for this component.

Our convention is that `Component.default_parameters == Component().parameters`.

**Returns** Default parameters for this component.

**Return type** dict

### **describe**(*self*, *print\_name=False*, *return\_dict=False*)

Describe a component and its parameters.

**Parameters**

- **print\_name** (*bool*, *optional*) – whether to print name of component
- **return\_dict** (*bool*, *optional*) – whether to return description as dictionary in the format {"name": name, "parameters": parameters}

**Returns** Returns dictionary if `return_dict` is True, else None.

**Return type** None or dict

**fit**(*self*, *X*, *y=None*)

Fits imputers on input data.

**Parameters**

- **X** (*pd.DataFrame* or *np.ndarray*) – The input training data of shape [n\_samples, n\_features] to fit.
- **y** (*pd.Series*, *optional*) – The target training data of length [n\_samples]. Ignored.

**Returns** *self*

**fit\_transform**(*self*, *X*, *y=None*)

Fits on X and transforms X.

**Parameters**

- **X** (*pd.DataFrame*) – Data to fit and transform.
- **y** (*pd.Series*) – Target data.

**Returns** Transformed X.

**Return type** *pd.DataFrame*

**Raises** **MethodPropertyNotFoundError** – If transformer does not have a transform method or a *component\_obj* that implements transform.

**static load**(*file\_path*)

Loads component at file path.

**Parameters** **file\_path** (*str*) – Location to load file.

**Returns** *ComponentBase* object

**needs\_fitting**(*self*)

Returns boolean determining if component needs fitting before calling predict, predict\_proba, transform, or feature\_importances.

This can be overridden to False for components that do not need to be fit or whose fit methods do nothing.

**Returns** True.

**property parameters**(*self*)

Returns the parameters which were used to initialize the component.

**save**(*self*, *file\_path*, *pickle\_protocol=cloudpickle.DEFAULT\_PROTOCOL*)

Saves component at file path.

**Parameters**

- **file\_path** (*str*) – Location to save file.
- **pickle\_protocol** (*int*) – The pickle data stream format.

**transform**(*self*, *X*, *y=None*)

Transforms input data by imputing missing values.

**Parameters**

- **X** (*pd.DataFrame* or *np.ndarray*) – The input training data of shape [n\_samples, n\_features] to transform.
- **y** (*pd.Series*, *optional*) – The target training data of length [n\_samples]. Ignored.

**Returns** Transformed X

**Return type** `pd.DataFrame`

**update\_parameters**(*self*, *update\_dict*, *reset\_fit=True*)

Updates the parameter dictionary of the component.

#### Parameters

- **update\_dict** (*dict*) – A dict of parameters to update.
- **reset\_fit** (*bool*, *optional*) – If True, will set `_is_fitted` to False.

```
class evalml.pipelines.components.transformers.PolynomialDecomposer(time_index: str = None,
                                                                    degree: int = 1, period: int = -1,
                                                                    random_seed: int = 0, **kwargs)
```

Removes trends and seasonality from time series by fitting a polynomial and moving average to the data.

Scikit-learn’s `PolynomialForecaster` is used to generate the additive trend portion of the target data. A polynomial will be fit to the data during fit. That additive polynomial trend will be removed during fit so that `statsmodel`’s `seasonal_decompose` can determine the additive seasonality of the data by using rolling averages over the series’ inferred periodicity.

For example, daily time series data will generate rolling averages over the first week of data, normalize out the mean and return those 7 averages repeated over the entire length of the given series. Those seven averages, repeated as many times as necessary to match the length of the given target data, will be used as the seasonal signal of the data.

#### Parameters

- **time\_index** (*str*) – Specifies the name of the column in X that provides the datetime objects. Defaults to None.
- **degree** (*int*) – Degree for the polynomial. If 1, linear model is fit to the data. If 2, quadratic model is fit, etc. Defaults to 1.
- **period** (*int*) – The number of entries in the time series data that corresponds to one period of a cyclic signal. For instance, if data is known to possess a weekly seasonal signal, and if the data is daily data, period should be 7. For daily data with a yearly seasonal signal, period should be 365. Defaults to -1, which uses the `statsmodels` library’s `freq_to_period` function. <https://github.com/statsmodels/statsmodels/blob/main/statsmodels/tsa/tsatools.py>
- **random\_seed** (*int*) – Seed for the random number generator. Defaults to 0.

#### Attributes

hyper-parameter_ranges	{ “degree”: Integer(1, 3)}
invalid_frequencies	[]
is_multiseries	False
modifies_features	False
modifies_target	True
name	Polynomial Decomposer
needs_fitting	True
training_only	False

## Methods

<code>clone</code>	Constructs a new component with the same parameters and random state.
<code>default_parameters</code>	Returns the default parameters for this component.
<code>describe</code>	Describe a component and its parameters.
<code>determine_periodicity</code>	Function that uses autocorrelative methods to determine the likely most significant period of the seasonal signal.
<code>fit</code>	Fits the PolynomialDecomposer and determine the seasonal signal.
<code>fit_transform</code>	Removes fitted trend and seasonality from target variable.
<code>get_trend_dataframe</code>	Return a list of dataframes with 4 columns: signal, trend, seasonality, residual.
<code>inverse_transform</code>	Adds back fitted trend and seasonality to target variable.
<code>is_freq_valid</code>	Determines if the given string represents a valid frequency for this decomposer.
<code>load</code>	Loads component at file path.
<code>parameters</code>	Returns the parameters which were used to initialize the component.
<code>plot_decomposition</code>	Plots the decomposition of the target signal.
<code>save</code>	Saves component at file path.
<code>set_period</code>	Function to set the component's seasonal period based on the target's seasonality.
<code>transform</code>	Transforms the target data by removing the polynomial trend and rolling average seasonality.
<code>update_parameters</code>	Updates the parameter dictionary of the component.

### `clone(self)`

Constructs a new component with the same parameters and random state.

**Returns** A new instance of this component with identical parameters and random state.

### `default_parameters(cls)`

Returns the default parameters for this component.

Our convention is that `Component.default_parameters == Component().parameters`.

**Returns** Default parameters for this component.

**Return type** dict

### `describe(self, print_name=False, return_dict=False)`

Describe a component and its parameters.

#### Parameters

- **print\_name** (*bool, optional*) – whether to print name of component
- **return\_dict** (*bool, optional*) – whether to return description as dictionary in the format {"name": name, "parameters": parameters}

**Returns** Returns dictionary if return\_dict is True, else None.

**Return type** None or dict



**classmethod** `determine_periodicity`(*cls*, *X*: *pandas.DataFrame*, *y*: *pandas.Series*, *acf\_threshold*: *float* = 0.01, *rel\_max\_order*: *int* = 5)

Function that uses autocorrelative methods to determine the likely most significant period of the seasonal signal.

#### Parameters

- **X** (*pandas.DataFrame*) – The feature data of the time series problem.
- **y** (*pandas.Series*) – The target data of a time series problem.
- **acf\_threshold** (*float*) – The threshold for the autocorrelation function to determine the period. Any values below the threshold are considered to be 0 and will not be considered for the period. Defaults to 0.01.
- **rel\_max\_order** (*int*) – The order of the relative maximum to determine the period. Defaults to 5.

#### Returns

**The integer number of entries in time series data over which the seasonal part of the target data repeats.** If the time series data is in days, then this is the number of days that it takes the target’s seasonal signal to repeat. Note: the target data can contain multiple seasonal signals. This function will only return the stronger. E.g. if the target has both weekly and yearly seasonality, the function may return either “7” or “365”, depending on which seasonality is more strongly autocorrelated. If no period is detected, returns None.

#### Return type

**fit**(*self*, *X*: *pandas.DataFrame*, *y*: *pandas.Series* = None) → *PolynomialDecomposer*

Fits the PolynomialDecomposer and determine the seasonal signal.

Currently only fits the polynomial detrender. The seasonality is determined by removing the trend from the signal and using statsmodels’ `seasonal_decompose()`. Both the trend and seasonality are currently assumed to be additive.

#### Parameters

- **X** (*pd.DataFrame*, *optional*) – Conditionally used to build datetime index.
- **y** (*pd.Series*) – Target variable to detrend and deseasonalize.

#### Returns

##### Raises

- **NotImplementedError** – If the input data has a frequency of “month-begin”. This isn’t supported by statsmodels `decompose` as the freqstr “MS” is misinterpreted as milliseconds.
- **ValueError** – If y is None.
- **ValueError** – If target data doesn’t have `DatetimeIndex` AND no `Datetime` features in features data

**fit\_transform**(*self*, *X*: *pandas.DataFrame*, *y*: *pandas.Series* = None) → tuple[*pandas.DataFrame*, *pandas.Series*]

Removes fitted trend and seasonality from target variable.

#### Parameters

- **X** (*pd.DataFrame*, *optional*) – Ignored.
- **y** (*pd.Series*) – Target variable to detrend and deseasonalize.

#### Returns

The first element are the input features returned without modification. The second element is the target variable `y` with the fitted trend removed.

**Return type** tuple of `pd.DataFrame`, `pd.Series`

**get\_trend\_dataframe**(*self*, *X*: *pandas.DataFrame*, *y*: *pandas.Series*) → list[*pandas.DataFrame*]

Return a list of dataframes with 4 columns: signal, trend, seasonality, residual.

Scikit-learn's `PolynomialForecaster` is used to generate the trend portion of the target data. `statsmodel`'s `seasonal_decompose` is used to generate the seasonality of the data.

#### Parameters

- **X** (*pd.DataFrame*) – Input data with time series data in index.
- **y** (*pd.Series* or *pd.DataFrame*) – Target variable data provided as a Series for univariate problems or a DataFrame for multivariate problems.

#### Returns

Each DataFrame contains the columns “signal”, “trend”, “seasonality” and “residual,” with the latter 3 column values being the decomposed elements of the target data. The “signal” column is simply the input target signal but reindexed with a datetime index to match the input features.

**Return type** list of `pd.DataFrame`

#### Raises

- **TypeError** – If `X` does not have time-series data in the index.
- **ValueError** – If time series index of `X` does not have an inferred frequency.
- **ValueError** – If the forecaster associated with the detrender has not been fit yet.
- **TypeError** – If `y` is not provided as a pandas Series or DataFrame.

**inverse\_transform**(*self*, *y\_t*: *pandas.Series*) → tuple[*pandas.DataFrame*, *pandas.Series*]

Adds back fitted trend and seasonality to target variable.

The polynomial trend is added back into the signal, calling the detrender's `inverse_transform()`. Then, the seasonality is projected forward to and added back into the signal.

**Parameters** **y\_t** (*pd.Series*) – Target variable.

#### Returns

The first element are the input features returned without modification. The second element is the target variable `y` with the trend and seasonality added back in.

**Return type** tuple of `pd.DataFrame`, `pd.Series`

**Raises** **ValueError** – If `y` is None.

**classmethod** **is\_freq\_valid**(*cls*, *freq*: *str*)

Determines if the given string represents a valid frequency for this decomposer.

**Parameters** **freq** (*str*) – A frequency to validate. See the pandas docs at [https://pandas.pydata.org/pandas-docs/stable/user\\_guide/timeseries.html#offset-aliases](https://pandas.pydata.org/pandas-docs/stable/user_guide/timeseries.html#offset-aliases) for options.

**Returns** boolean representing whether the frequency is valid or not.

**static** **load**(*file\_path*)

Loads component at file path.

**Parameters** **file\_path** (*str*) – Location to load file.

**Returns** ComponentBase object

**property parameters**(*self*)

Returns the parameters which were used to initialize the component.

**plot\_decomposition**(*self*, *X*: *pandas.DataFrame*, *y*: *pandas.Series*, *show*: *bool* = *False*) → *tuple*[*matplotlib.pyplot.Figure*, *list*]

Plots the decomposition of the target signal.

#### Parameters

- **X** (*pd.DataFrame*) – Input data with time series data in index.
- **y** (*pd.Series* or *pd.DataFrame*) – Target variable data provided as a Series for univariate problems or a DataFrame for multivariate problems.
- **show** (*bool*) – Whether to display the plot or not. Defaults to False.

#### Returns

The figure and axes that have the decompositions plotted on them

**Return type** *matplotlib.pyplot.Figure*, *list*[*matplotlib.pyplot.Axes*]

**save**(*self*, *file\_path*, *pickle\_protocol*=*cloudpickle.DEFAULT\_PROTOCOL*)

Saves component at file path.

#### Parameters

- **file\_path** (*str*) – Location to save file.
- **pickle\_protocol** (*int*) – The pickle data stream format.

**set\_period**(*self*, *X*: *pandas.DataFrame*, *y*: *pandas.Series*, *acf\_threshold*: *float* = 0.01, *rel\_max\_order*: *int* = 5)

Function to set the component's seasonal period based on the target's seasonality.

#### Parameters

- **X** (*pandas.DataFrame*) – The feature data of the time series problem.
- **y** (*pandas.Series*) – The target data of a time series problem.
- **acf\_threshold** (*float*) – The threshold for the autocorrelation function to determine the period. Any values below the threshold are considered to be 0 and will not be considered for the period. Defaults to 0.01.
- **rel\_max\_order** (*int*) – The order of the relative maximum to determine the period. Defaults to 5.

**transform**(*self*, *X*: *pandas.DataFrame*, *y*: *pandas.Series* = *None*) → *tuple*[*pandas.DataFrame*, *pandas.Series*]

Transforms the target data by removing the polynomial trend and rolling average seasonality.

Applies the fit polynomial detrender to the target data, removing the additive polynomial trend. Then, utilizes the first period's worth of seasonal data determined in the .fit() function to extrapolate the seasonal signal of the data to be transformed. This seasonal signal is also assumed to be additive and is removed.

#### Parameters

- **X** (*pd.DataFrame*, *optional*) – Conditionally used to build datetime index.
- **y** (*pd.Series*) – Target variable to detrend and deseasonalize.

#### Returns

The input features are returned without modification. The target variable `y` is detrended and deseasonalized.

**Return type** tuple of `pd.DataFrame`, `pd.Series`

**Raises `ValueError`** – If target data doesn't have `DatetimeIndex` AND no `Datetime` features in features data

**`update_parameters`**(*self*, *update\_dict*, *reset\_fit=True*)

Updates the parameter dictionary of the component.

**Parameters**

- **`update_dict`** (*dict*) – A dict of parameters to update.
- **`reset_fit`** (*bool*, *optional*) – If `True`, will set `_is_fitted` to `False`.

**class** `evalml.pipelines.components.transformers.ReplaceNullableTypes`(*random\_seed=0*, *\*\*kwargs*)

Transformer to replace features with the new nullable dtypes with a dtype that is compatible in EvalML.

**Attributes**

<b>hyper-parameter_ranges</b>	None
<b>is_multiseries</b>	False
<b>modifies_features</b>	True
<b>modifies_target</b>	{}
<b>name</b>	Replace Nullable Types Transformer
<b>training_only</b>	False

**Methods**

<code>clone</code>	Constructs a new component with the same parameters and random state.
<code>default_parameters</code>	Returns the default parameters for this component.
<code>describe</code>	Describe a component and its parameters.
<code>fit</code>	Fits component to data.
<code>fit_transform</code>	Substitutes non-nullable types for the new pandas nullable types in the data and target data.
<code>load</code>	Loads component at file path.
<code>needs_fitting</code>	Returns boolean determining if component needs fitting before calling <code>predict</code> , <code>predict_proba</code> , <code>transform</code> , or <code>feature_importances</code> .
<code>parameters</code>	Returns the parameters which were used to initialize the component.
<code>save</code>	Saves component at file path.
<code>transform</code>	Transforms data by replacing columns that contain nullable types with the appropriate replacement type.
<code>update_parameters</code>	Updates the parameter dictionary of the component.

**clone(*self*)**

Constructs a new component with the same parameters and random state.

**Returns** A new instance of this component with identical parameters and random state.

**default\_parameters(*cls*)**

Returns the default parameters for this component.

Our convention is that `Component.default_parameters == Component().parameters`.

**Returns** Default parameters for this component.

**Return type** dict

**describe(*self*, *print\_name=False*, *return\_dict=False*)**

Describe a component and its parameters.

**Parameters**

- **print\_name** (*bool*, *optional*) – whether to print name of component
- **return\_dict** (*bool*, *optional*) – whether to return description as dictionary in the format {"name": name, "parameters": parameters}

**Returns** Returns dictionary if `return_dict` is `True`, else `None`.

**Return type** None or dict

**fit(*self*, *X*, *y=None*)**

Fits component to data.

**Parameters**

- **X** (*pd.DataFrame*) – The input training data of shape `[n_samples, n_features]`.
- **y** (*pd.Series*, *optional*) – The target training data of length `[n_samples]`.

**Returns** *self*

**fit\_transform(*self*, *X*, *y=None*)**

Substitutes non-nullable types for the new pandas nullable types in the data and target data.

**Parameters**

- **X** (*pd.DataFrame*, *optional*) – Input features.
- **y** (*pd.Series*) – Target data.

**Returns** The input features and target data with the non-nullable types set.

**Return type** tuple of `pd.DataFrame`, `pd.Series`

**static load(*file\_path*)**

Loads component at file path.

**Parameters** **file\_path** (*str*) – Location to load file.

**Returns** ComponentBase object

**needs\_fitting(*self*)**

Returns boolean determining if component needs fitting before calling `predict`, `predict_proba`, `transform`, or `feature_importances`.

This can be overridden to `False` for components that do not need to be fit or whose fit methods do nothing.

**Returns** `True`.

**property** `parameters(self)`

Returns the parameters which were used to initialize the component.

**save**(*self*, *file\_path*, *pickle\_protocol*=*cloudpickle.DEFAULT\_PROTOCOL*)

Saves component at file path.

**Parameters**

- **file\_path** (*str*) – Location to save file.
- **pickle\_protocol** (*int*) – The pickle data stream format.

**transform**(*self*, *X*, *y*=*None*)

Transforms data by replacing columns that contain nullable types with the appropriate replacement type.

“float64” for nullable integers and “category” for nullable booleans.

**Parameters**

- **X** (*pd.DataFrame*) – Data to transform
- **y** (*pd.Series*, *optional*) – Target data to transform

**Returns** Transformed X *pd.Series*: Transformed y

**Return type** *pd.DataFrame*

**update\_parameters**(*self*, *update\_dict*, *reset\_fit*=*True*)

Updates the parameter dictionary of the component.

**Parameters**

- **update\_dict** (*dict*) – A dict of parameters to update.
- **reset\_fit** (*bool*, *optional*) – If True, will set *\_is\_fitted* to False.

```
class evalml.pipelines.components.transformers.RFClassifierRFSelector(step=0.2,  
                                                                    min_features_to_select=1,  
                                                                    cv=None,  
                                                                    scoring=None,  
                                                                    n_jobs=- 1,  
                                                                    n_estimators=10,  
                                                                    max_depth=None,  
                                                                    random_seed=0,  
                                                                    **kwargs)
```

Selects relevant features using recursive feature elimination with a Random Forest Classifier.

**Parameters**

- **step** (*int*, *float*) – The number of features to eliminate in each iteration. If an integer is specified this will represent the number of features to eliminate. If a float is specified this represents the percentage of features to eliminate each iteration. The last iteration may drop fewer than this number of features in order to satisfy the *min\_features\_to\_select* constraint. Defaults to 0.2.
- **min\_features\_to\_select** (*int*) – The minimum number of features to return. Defaults to 1.
- **cv** (*int* or *None*) – Number of folds to use for the cross-validation splitting strategy. Defaults to *None* which will use 5 folds.
- **scoring** (*str*, *callable* or *None*) – A string or scorer callable object to specify the scoring method.

- **n\_jobs** (*int* or *None*) – Number of jobs to run in parallel. -1 uses all processes. Defaults to -1.
- **n\_estimators** (*int*) – The number of trees in the forest. Defaults to 10.
- **max\_depth** (*int*) – Maximum tree depth for base learners. Defaults to None.
- **random\_seed** (*int*) – Seed for the random number generator. Defaults to 0.

#### Attributes

<b>hyper-parameter_ranges</b>	{ “step”: Real(0.05, 0.25)}
<b>is_multiseries</b>	False
<b>modifies_features</b>	True
<b>modifies_target</b>	False
<b>name</b>	RFE Selector with RF Classifier
<b>training_only</b>	False

#### Methods

<i>clone</i>	Constructs a new component with the same parameters and random state.
<i>default_parameters</i>	Returns the default parameters for this component.
<i>describe</i>	Describe a component and its parameters.
<i>fit</i>	Fits component to data.
<i>fit_transform</i>	Fit and transform data using the feature selector.
<i>get_names</i>	Get names of selected features.
<i>load</i>	Loads component at file path.
<i>needs_fitting</i>	Returns boolean determining if component needs fitting before calling predict, predict_proba, transform, or feature_importances.
<i>parameters</i>	Returns the parameters which were used to initialize the component.
<i>save</i>	Saves component at file path.
<i>transform</i>	Transforms input data by selecting features. If the component_obj does not have a transform method, will raise an MethodPropertyNotFoundError exception.
<i>update_parameters</i>	Updates the parameter dictionary of the component.

#### **clone**(*self*)

Constructs a new component with the same parameters and random state.

**Returns** A new instance of this component with identical parameters and random state.

#### **default\_parameters**(*cls*)

Returns the default parameters for this component.

Our convention is that `Component.default_parameters == Component().parameters`.

**Returns** Default parameters for this component.

**Return type** dict

**describe**(*self*, *print\_name=False*, *return\_dict=False*)

Describe a component and its parameters.

**Parameters**

- **print\_name** (*bool*, *optional*) – whether to print name of component
- **return\_dict** (*bool*, *optional*) – whether to return description as dictionary in the format {"name": name, "parameters": parameters}

**Returns** Returns dictionary if return\_dict is True, else None.

**Return type** None or dict

**fit**(*self*, *X*, *y=None*)

Fits component to data.

**Parameters**

- **X** (*pd.DataFrame*) – The input training data of shape [n\_samples, n\_features]
- **y** (*pd.Series*, *optional*) – The target training data of length [n\_samples]

**Returns** self

**Raises** **MethodPropertyNotFoundError** – If component does not have a fit method or a component\_obj that implements fit.

**fit\_transform**(*self*, *X*, *y=None*)

Fit and transform data using the feature selector.

**Parameters**

- **X** (*pd.DataFrame*) – The input training data of shape [n\_samples, n\_features].
- **y** (*pd.Series*, *optional*) – The target training data of length [n\_samples].

**Returns** Transformed data.

**Return type** pd.DataFrame

**get\_names**(*self*)

Get names of selected features.

**Returns** List of the names of features selected.

**Return type** list[str]

**static load**(*file\_path*)

Loads component at file path.

**Parameters** **file\_path** (*str*) – Location to load file.

**Returns** ComponentBase object

**needs\_fitting**(*self*)

Returns boolean determining if component needs fitting before calling predict, predict\_proba, transform, or feature\_importances.

This can be overridden to False for components that do not need to be fit or whose fit methods do nothing.

**Returns** True.



**property** `parameters(self)`

Returns the parameters which were used to initialize the component.

**save**(*self*, *file\_path*, *pickle\_protocol=cloudpickle.DEFAULT\_PROTOCOL*)

Saves component at file path.

#### Parameters

- **file\_path** (*str*) – Location to save file.
- **pickle\_protocol** (*int*) – The pickle data stream format.

**transform**(*self*, *X*, *y=None*)

Transforms input data by selecting features. If the component\_obj does not have a transform method, will raise an `MethodPropertyNotFoundError` exception.

#### Parameters

- **X** (*pd.DataFrame*) – Data to transform.
- **y** (*pd.Series*, *optional*) – Target data. Ignored.

**Returns** Transformed X

**Return type** `pd.DataFrame`

**Raises** `MethodPropertyNotFoundError` – If feature selector does not have a transform method or a component\_obj that implements transform

**update\_parameters**(*self*, *update\_dict*, *reset\_fit=True*)

Updates the parameter dictionary of the component.

#### Parameters

- **update\_dict** (*dict*) – A dict of parameters to update.
- **reset\_fit** (*bool*, *optional*) – If True, will set `_is_fitted` to False.

```
class evalml.pipelines.components.transformers.RFClassifierSelectFromModel(number_features=None,
                                                                    n_estimators=10,
                                                                    max_depth=None,
                                                                    per-
                                                                    cent_features=0.5,
                                                                    thresh-
                                                                    old='median',
                                                                    n_jobs=- 1,
                                                                    random_seed=0,
                                                                    **kwargs)
```

Selects top features based on importance weights using a Random Forest classifier.

#### Parameters

- **number\_features** (*int*) – The maximum number of features to select. If both `percent_features` and `number_features` are specified, take the greater number of features. Defaults to None.
- **n\_estimators** (*int*) – The number of trees in the forest. Defaults to 10.
- **max\_depth** (*int*) – Maximum tree depth for base learners. Defaults to None.
- **percent\_features** (*float*) – Percentage of features to use. If both `percent_features` and `number_features` are specified, take the greater number of features. Defaults to 0.5.

- **threshold** (*string or float*) – The threshold value to use for feature selection. Features whose importance is greater or equal are kept while the others are discarded. If “median”, then the threshold value is the median of the feature importances. A scaling factor (e.g., “1.25\*mean”) may also be used. Defaults to median.
- **n\_jobs** (*int or None*) – Number of jobs to run in parallel. -1 uses all processes. Defaults to -1.
- **random\_seed** (*int*) – Seed for the random number generator. Defaults to 0.

#### Attributes

<b>hyper-parameter_ranges</b>	{ “percent_features”: Real(0.01, 1), “threshold”: [“mean”, “median”], }
<b>is_multiseries</b>	False
<b>modifies_features</b>	True
<b>modifies_target</b>	False
<b>name</b>	RF Classifier Select From Model
<b>training_only</b>	False

#### Methods

<i>clone</i>	Constructs a new component with the same parameters and random state.
<i>default_parameters</i>	Returns the default parameters for this component.
<i>describe</i>	Describe a component and its parameters.
<i>fit</i>	Fits component to data.
<i>fit_transform</i>	Fit and transform data using the feature selector.
<i>get_names</i>	Get names of selected features.
<i>load</i>	Loads component at file path.
<i>needs_fitting</i>	Returns boolean determining if component needs fitting before calling predict, predict_proba, transform, or feature_importances.
<i>parameters</i>	Returns the parameters which were used to initialize the component.
<i>save</i>	Saves component at file path.
<i>transform</i>	Transforms input data by selecting features. If the component_obj does not have a transform method, will raise an MethodPropertyNotFoundError exception.
<i>update_parameters</i>	Updates the parameter dictionary of the component.

#### **clone**(*self*)

Constructs a new component with the same parameters and random state.

**Returns** A new instance of this component with identical parameters and random state.

#### **default\_parameters**(*cls*)

Returns the default parameters for this component.

Our convention is that `Component.default_parameters == Component().parameters`.

**Returns** Default parameters for this component.

**Return type** dict

**describe**(*self*, *print\_name=False*, *return\_dict=False*)

Describe a component and its parameters.

**Parameters**

- **print\_name** (*bool*, *optional*) – whether to print name of component
- **return\_dict** (*bool*, *optional*) – whether to return description as dictionary in the format {"name": name, "parameters": parameters}

**Returns** Returns dictionary if return\_dict is True, else None.

**Return type** None or dict

**fit**(*self*, *X*, *y=None*)

Fits component to data.

**Parameters**

- **X** (*pd.DataFrame*) – The input training data of shape [n\_samples, n\_features]
- **y** (*pd.Series*, *optional*) – The target training data of length [n\_samples]

**Returns** self

**Raises** **MethodPropertyNotFoundError** – If component does not have a fit method or a component\_obj that implements fit.

**fit\_transform**(*self*, *X*, *y=None*)

Fit and transform data using the feature selector.

**Parameters**

- **X** (*pd.DataFrame*) – The input training data of shape [n\_samples, n\_features].
- **y** (*pd.Series*, *optional*) – The target training data of length [n\_samples].

**Returns** Transformed data.

**Return type** pd.DataFrame

**get\_names**(*self*)

Get names of selected features.

**Returns** List of the names of features selected.

**Return type** list[str]

**static load**(*file\_path*)

Loads component at file path.

**Parameters** **file\_path** (*str*) – Location to load file.

**Returns** ComponentBase object

**needs\_fitting**(*self*)

Returns boolean determining if component needs fitting before calling predict, predict\_proba, transform, or feature\_importances.

This can be overridden to False for components that do not need to be fit or whose fit methods do nothing.

**Returns** True.

**property parameters(*self*)**

Returns the parameters which were used to initialize the component.

**save(*self*, *file\_path*, *pickle\_protocol*=cloudpickle.DEFAULT\_PROTOCOL)**

Saves component at file path.

**Parameters**

- **file\_path** (*str*) – Location to save file.
- **pickle\_protocol** (*int*) – The pickle data stream format.

**transform(*self*, *X*, *y*=None)**

Transforms input data by selecting features. If the component\_obj does not have a transform method, will raise an `MethodPropertyNotFoundError` exception.

**Parameters**

- **X** (*pd.DataFrame*) – Data to transform.
- **y** (*pd.Series*, *optional*) – Target data. Ignored.

**Returns** Transformed X

**Return type** `pd.DataFrame`

**Raises** **MethodPropertyNotFoundError** – If feature selector does not have a transform method or a component\_obj that implements transform

**update\_parameters(*self*, *update\_dict*, *reset\_fit*=True)**

Updates the parameter dictionary of the component.

**Parameters**

- **update\_dict** (*dict*) – A dict of parameters to update.
- **reset\_fit** (*bool*, *optional*) – If True, will set `_is_fitted` to False.

```
class evalml.pipelines.components.transformers.RFRegressorRFSelector(step=0.2,  
                                                                    min_features_to_select=1,  
                                                                    cv=None, scoring=None,  
                                                                    n_jobs=- 1,  
                                                                    n_estimators=10,  
                                                                    max_depth=None,  
                                                                    random_seed=0,  
                                                                    **kwargs)
```

Selects relevant features using recursive feature elimination with a Random Forest Regressor.

**Parameters**

- **step** (*int*, *float*) – The number of features to eliminate in each iteration. If an integer is specified this will represent the number of features to eliminate. If a float is specified this represents the percentage of features to eliminate each iteration. The last iteration may drop fewer than this number of features in order to satisfy the `min_features_to_select` constraint. Defaults to 0.2.
- **min\_features\_to\_select** (*int*) – The minimum number of features to return. Defaults to 1.
- **cv** (*int* or *None*) – Number of folds to use for the cross-validation splitting strategy. Defaults to None which will use 5 folds.

- **scoring** (*str*, *callable* or *None*) – A string or scorer callable object to specify the scoring method.
- **n\_jobs** (*int* or *None*) – Number of jobs to run in parallel. -1 uses all processes. Defaults to -1.
- **n\_estimators** (*int*) – The number of trees in the forest. Defaults to 10.
- **max\_depth** (*int*) – Maximum tree depth for base learners. Defaults to None.
- **random\_seed** (*int*) – Seed for the random number generator. Defaults to 0.

#### Attributes

<b>hyper-parameter_ranges</b>	{ "step": Real(0.05, 0.25) }
<b>is_multiseries</b>	False
<b>modifies_features</b>	True
<b>modifies_target</b>	False
<b>name</b>	RFE Selector with RF Regressor
<b>training_only</b>	False

#### Methods

<i>clone</i>	Constructs a new component with the same parameters and random state.
<i>default_parameters</i>	Returns the default parameters for this component.
<i>describe</i>	Describe a component and its parameters.
<i>fit</i>	Fits component to data.
<i>fit_transform</i>	Fit and transform data using the feature selector.
<i>get_names</i>	Get names of selected features.
<i>load</i>	Loads component at file path.
<i>needs_fitting</i>	Returns boolean determining if component needs fitting before calling predict, predict_proba, transform, or feature_importances.
<i>parameters</i>	Returns the parameters which were used to initialize the component.
<i>save</i>	Saves component at file path.
<i>transform</i>	Transforms input data by selecting features. If the component_obj does not have a transform method, will raise an MethodPropertyNotFoundError exception.
<i>update_parameters</i>	Updates the parameter dictionary of the component.

#### **clone**(*self*)

Constructs a new component with the same parameters and random state.

**Returns** A new instance of this component with identical parameters and random state.

#### **default\_parameters**(*cls*)

Returns the default parameters for this component.

Our convention is that `Component.default_parameters == Component().parameters`.

**Returns** Default parameters for this component.

**Return type** dict

**describe**(*self*, *print\_name=False*, *return\_dict=False*)

Describe a component and its parameters.

**Parameters**

- **print\_name** (*bool*, *optional*) – whether to print name of component
- **return\_dict** (*bool*, *optional*) – whether to return description as dictionary in the format {"name": name, "parameters": parameters}

**Returns** Returns dictionary if `return_dict` is `True`, else `None`.

**Return type** None or dict

**fit**(*self*, *X*, *y=None*)

Fits component to data.

**Parameters**

- **X** (*pd.DataFrame*) – The input training data of shape `[n_samples, n_features]`
- **y** (*pd.Series*, *optional*) – The target training data of length `[n_samples]`

**Returns** self

**Raises** **MethodPropertyNotFoundError** – If component does not have a fit method or a component\_obj that implements fit.

**fit\_transform**(*self*, *X*, *y=None*)

Fit and transform data using the feature selector.

**Parameters**

- **X** (*pd.DataFrame*) – The input training data of shape `[n_samples, n_features]`.
- **y** (*pd.Series*, *optional*) – The target training data of length `[n_samples]`.

**Returns** Transformed data.

**Return type** pd.DataFrame

**get\_names**(*self*)

Get names of selected features.

**Returns** List of the names of features selected.

**Return type** list[str]

**static load**(*file\_path*)

Loads component at file path.

**Parameters** **file\_path** (*str*) – Location to load file.

**Returns** ComponentBase object

**needs\_fitting**(*self*)

Returns boolean determining if component needs fitting before calling predict, predict\_proba, transform, or feature\_importances.

This can be overridden to `False` for components that do not need to be fit or whose fit methods do nothing.

**Returns** True.

**property parameters**(*self*)

Returns the parameters which were used to initialize the component.

**save**(*self*, *file\_path*, *pickle\_protocol*=*cloudpickle.DEFAULT\_PROTOCOL*)

Saves component at file path.

**Parameters**

- **file\_path** (*str*) – Location to save file.
- **pickle\_protocol** (*int*) – The pickle data stream format.

**transform**(*self*, *X*, *y*=*None*)

Transforms input data by selecting features. If the component\_obj does not have a transform method, will raise an `MethodPropertyNotFoundError` exception.

**Parameters**

- **X** (*pd.DataFrame*) – Data to transform.
- **y** (*pd.Series*, *optional*) – Target data. Ignored.

**Returns** Transformed X

**Return type** `pd.DataFrame`

**Raises** **MethodPropertyNotFoundError** – If feature selector does not have a transform method or a component\_obj that implements transform

**update\_parameters**(*self*, *update\_dict*, *reset\_fit*=*True*)

Updates the parameter dictionary of the component.

**Parameters**

- **update\_dict** (*dict*) – A dict of parameters to update.
- **reset\_fit** (*bool*, *optional*) – If True, will set `_is_fitted` to False.

```
class evalml.pipelines.components.transformers.RFRegressorSelectFromModel(number_features=None,
                                                                    n_estimators=10,
                                                                    max_depth=None,
                                                                    per-
                                                                    cent_features=0.5,
                                                                    threshold='median',
                                                                    n_jobs=- 1,
                                                                    random_seed=0,
                                                                    **kwargs)
```

Selects top features based on importance weights using a Random Forest regressor.

**Parameters**

- **number\_features** (*int*) – The maximum number of features to select. If both `percent_features` and `number_features` are specified, take the greater number of features. Defaults to 0.5.
- **n\_estimators** (*int*) – The number of trees in the forest. Defaults to 10.
- **max\_depth** (*int*) – Maximum tree depth for base learners. Defaults to None.
- **percent\_features** (*float*) – Percentage of features to use. If both `percent_features` and `number_features` are specified, take the greater number of features. Defaults to 0.5.

- **threshold** (*string or float*) – The threshold value to use for feature selection. Features whose importance is greater or equal are kept while the others are discarded. If “median”, then the threshold value is the median of the feature importances. A scaling factor (e.g., “1.25\*mean”) may also be used. Defaults to median.
- **n\_jobs** (*int or None*) – Number of jobs to run in parallel. -1 uses all processes. Defaults to -1.
- **random\_seed** (*int*) – Seed for the random number generator. Defaults to 0.

#### Attributes

<b>hyper-parameter_ranges</b>	{ “percent_features”: Real(0.01, 1), “threshold”: [“mean”, “median”], }
<b>is_multiseries</b>	False
<b>modifies_features</b>	True
<b>modifies_target</b>	False
<b>name</b>	RF Regressor Select From Model
<b>training_only</b>	False

#### Methods

<i>clone</i>	Constructs a new component with the same parameters and random state.
<i>default_parameters</i>	Returns the default parameters for this component.
<i>describe</i>	Describe a component and its parameters.
<i>fit</i>	Fits component to data.
<i>fit_transform</i>	Fit and transform data using the feature selector.
<i>get_names</i>	Get names of selected features.
<i>load</i>	Loads component at file path.
<i>needs_fitting</i>	Returns boolean determining if component needs fitting before calling predict, predict_proba, transform, or feature_importances.
<i>parameters</i>	Returns the parameters which were used to initialize the component.
<i>save</i>	Saves component at file path.
<i>transform</i>	Transforms input data by selecting features. If the component_obj does not have a transform method, will raise an MethodPropertyNotFoundError exception.
<i>update_parameters</i>	Updates the parameter dictionary of the component.

#### **clone**(*self*)

Constructs a new component with the same parameters and random state.

**Returns** A new instance of this component with identical parameters and random state.

#### **default\_parameters**(*cls*)

Returns the default parameters for this component.

Our convention is that `Component.default_parameters == Component().parameters`.



**Returns** Default parameters for this component.

**Return type** dict

**describe**(*self*, *print\_name=False*, *return\_dict=False*)

Describe a component and its parameters.

**Parameters**

- **print\_name** (*bool*, *optional*) – whether to print name of component
- **return\_dict** (*bool*, *optional*) – whether to return description as dictionary in the format {"name": name, "parameters": parameters}

**Returns** Returns dictionary if return\_dict is True, else None.

**Return type** None or dict

**fit**(*self*, *X*, *y=None*)

Fits component to data.

**Parameters**

- **X** (*pd.DataFrame*) – The input training data of shape [n\_samples, n\_features]
- **y** (*pd.Series*, *optional*) – The target training data of length [n\_samples]

**Returns** self

**Raises** **MethodPropertyNotFoundError** – If component does not have a fit method or a component\_obj that implements fit.

**fit\_transform**(*self*, *X*, *y=None*)

Fit and transform data using the feature selector.

**Parameters**

- **X** (*pd.DataFrame*) – The input training data of shape [n\_samples, n\_features].
- **y** (*pd.Series*, *optional*) – The target training data of length [n\_samples].

**Returns** Transformed data.

**Return type** pd.DataFrame

**get\_names**(*self*)

Get names of selected features.

**Returns** List of the names of features selected.

**Return type** list[str]

**static load**(*file\_path*)

Loads component at file path.

**Parameters** **file\_path** (*str*) – Location to load file.

**Returns** ComponentBase object

**needs\_fitting**(*self*)

Returns boolean determining if component needs fitting before calling predict, predict\_proba, transform, or feature\_importances.

This can be overridden to False for components that do not need to be fit or whose fit methods do nothing.

**Returns** True.

**property** `parameters(self)`

Returns the parameters which were used to initialize the component.

**save**(*self*, *file\_path*, *pickle\_protocol=cloudpickle.DEFAULT\_PROTOCOL*)

Saves component at file path.

**Parameters**

- **file\_path** (*str*) – Location to save file.
- **pickle\_protocol** (*int*) – The pickle data stream format.

**transform**(*self*, *X*, *y=None*)

Transforms input data by selecting features. If the component\_obj does not have a transform method, will raise an `MethodPropertyNotFoundError` exception.

**Parameters**

- **X** (*pd.DataFrame*) – Data to transform.
- **y** (*pd.Series*, *optional*) – Target data. Ignored.

**Returns** Transformed X

**Return type** `pd.DataFrame`

**Raises** **MethodPropertyNotFoundError** – If feature selector does not have a transform method or a component\_obj that implements transform

**update\_parameters**(*self*, *update\_dict*, *reset\_fit=True*)

Updates the parameter dictionary of the component.

**Parameters**

- **update\_dict** (*dict*) – A dict of parameters to update.
- **reset\_fit** (*bool*, *optional*) – If True, will set `_is_fitted` to False.

**class** `evalml.pipelines.components.transformers.SelectByType`(*column\_types=None*, *exclude=False*, *random\_seed=0*, *\*\*kwargs*)

Selects columns by specified Woodwork logical type or semantic tag in input data.

**Parameters**

- **column\_types** (*string*, *ww.LogicalType*, *list(string)*, *list(ww.LogicalType)*) – List of Woodwork types or tags, used to determine which columns to select or exclude.
- **exclude** (*bool*) – If true, exclude the column\_types instead of including them. Defaults to False.
- **random\_seed** (*int*) – Seed for the random number generator. Defaults to 0.

**Attributes**

<b>hyper-parameter_ranges</b>	{}
<b>is_multiseries</b>	False
<b>modifies_features</b>	True
<b>modifies_target</b>	False
<b>name</b>	Select Columns By Type Transformer
<b>needs_fitting</b>	False
<b>training_only</b>	False

## Methods

<i>clone</i>	Constructs a new component with the same parameters and random state.
<i>default_parameters</i>	Returns the default parameters for this component.
<i>describe</i>	Describe a component and its parameters.
<i>fit</i>	Fits the transformer by checking if column names are present in the dataset.
<i>fit_transform</i>	Fits on X and transforms X.
<i>load</i>	Loads component at file path.
<i>parameters</i>	Returns the parameters which were used to initialize the component.
<i>save</i>	Saves component at file path.
<i>transform</i>	Transforms data X by selecting columns.
<i>update_parameters</i>	Updates the parameter dictionary of the component.

### **clone**(*self*)

Constructs a new component with the same parameters and random state.

**Returns** A new instance of this component with identical parameters and random state.

### **default\_parameters**(*cls*)

Returns the default parameters for this component.

Our convention is that `Component.default_parameters == Component().parameters`.

**Returns** Default parameters for this component.

**Return type** dict

### **describe**(*self*, *print\_name=False*, *return\_dict=False*)

Describe a component and its parameters.

#### **Parameters**

- **print\_name** (*bool*, *optional*) – whether to print name of component
- **return\_dict** (*bool*, *optional*) – whether to return description as dictionary in the format {"name": name, "parameters": parameters}

**Returns** Returns dictionary if `return_dict` is True, else None.

**Return type** None or dict

**fit**(*self*, *X*, *y=None*)

Fits the transformer by checking if column names are present in the dataset.

**Parameters**

- **X** (*pd.DataFrame*) – Data to check.
- **y** (*pd.Series*, *ignored*) – Targets.

**Returns** *self*

**fit\_transform**(*self*, *X*, *y=None*)

Fits on X and transforms X.

**Parameters**

- **X** (*pd.DataFrame*) – Data to fit and transform.
- **y** (*pd.Series*) – Target data.

**Returns** Transformed X.

**Return type** *pd.DataFrame*

**Raises** **MethodPropertyNotFoundError** – If transformer does not have a transform method or a *component\_obj* that implements transform.

**static load**(*file\_path*)

Loads component at file path.

**Parameters** **file\_path** (*str*) – Location to load file.

**Returns** *ComponentBase* object

**property parameters**(*self*)

Returns the parameters which were used to initialize the component.

**save**(*self*, *file\_path*, *pickle\_protocol=cloudpickle.DEFAULT\_PROTOCOL*)

Saves component at file path.

**Parameters**

- **file\_path** (*str*) – Location to save file.
- **pickle\_protocol** (*int*) – The pickle data stream format.

**transform**(*self*, *X*, *y=None*)

Transforms data X by selecting columns.

**Parameters**

- **X** (*pd.DataFrame*) – Data to transform.
- **y** (*pd.Series*, *optional*) – Targets.

**Returns** Transformed X.

**Return type** *pd.DataFrame*

**update\_parameters**(*self*, *update\_dict*, *reset\_fit=True*)

Updates the parameter dictionary of the component.

**Parameters**

- **update\_dict** (*dict*) – A dict of parameters to update.
- **reset\_fit** (*bool*, *optional*) – If True, will set *\_is\_fitted* to False.

**class** evalml.pipelines.components.transformers.**SelectColumns**(*columns=None, random\_seed=0, \*\*kwargs*)

Selects specified columns in input data.

#### Parameters

- **columns** (*list(string)*) – List of column names, used to determine which columns to select. If columns are not present, they will not be selected.
- **random\_seed** (*int*) – Seed for the random number generator. Defaults to 0.

#### Attributes

<b>hyper-parameter_ranges</b>	{}
<b>is_multiseries</b>	False
<b>modifies_features</b>	True
<b>modifies_target</b>	False
<b>name</b>	Select Columns Transformer
<b>needs_fitting</b>	False
<b>training_only</b>	False

#### Methods

<i>clone</i>	Constructs a new component with the same parameters and random state.
<i>default_parameters</i>	Returns the default parameters for this component.
<i>describe</i>	Describe a component and its parameters.
<i>fit</i>	Fits the transformer by checking if column names are present in the dataset.
<i>fit_transform</i>	Fits on X and transforms X.
<i>load</i>	Loads component at file path.
<i>parameters</i>	Returns the parameters which were used to initialize the component.
<i>save</i>	Saves component at file path.
<i>transform</i>	Transform data using fitted column selector component.
<i>update_parameters</i>	Updates the parameter dictionary of the component.

#### **clone**(*self*)

Constructs a new component with the same parameters and random state.

**Returns** A new instance of this component with identical parameters and random state.

#### **default\_parameters**(*cls*)

Returns the default parameters for this component.

Our convention is that `Component.default_parameters == Component().parameters`.

**Returns** Default parameters for this component.

**Return type** dict

**describe**(*self*, *print\_name=False*, *return\_dict=False*)

Describe a component and its parameters.

**Parameters**

- **print\_name** (*bool*, *optional*) – whether to print name of component
- **return\_dict** (*bool*, *optional*) – whether to return description as dictionary in the format {"name": name, "parameters": parameters}

**Returns** Returns dictionary if return\_dict is True, else None.

**Return type** None or dict

**fit**(*self*, *X*, *y=None*)

Fits the transformer by checking if column names are present in the dataset.

**Parameters**

- **X** (*pd.DataFrame*) – Data to check.
- **y** (*pd.Series*, *optional*) – Targets.

**Returns** *self*

**fit\_transform**(*self*, *X*, *y=None*)

Fits on X and transforms X.

**Parameters**

- **X** (*pd.DataFrame*) – Data to fit and transform.
- **y** (*pd.Series*) – Target data.

**Returns** Transformed X.

**Return type** *pd.DataFrame*

**Raises** **MethodPropertyNotFoundError** – If transformer does not have a transform method or a component\_obj that implements transform.

**static load**(*file\_path*)

Loads component at file path.

**Parameters** **file\_path** (*str*) – Location to load file.

**Returns** ComponentBase object

**property parameters**(*self*)

Returns the parameters which were used to initialize the component.

**save**(*self*, *file\_path*, *pickle\_protocol=cloudpickle.DEFAULT\_PROTOCOL*)

Saves component at file path.

**Parameters**

- **file\_path** (*str*) – Location to save file.
- **pickle\_protocol** (*int*) – The pickle data stream format.

**transform**(*self*, *X*, *y=None*)

Transform data using fitted column selector component.

**Parameters**

- **X** (*pd.DataFrame*) – The input training data of shape [n\_samples, n\_features].

- **y** (*pd.Series*, *optional*) – The target training data of length [n\_samples].

**Returns** Transformed data.

**Return type** `pd.DataFrame`

**update\_parameters**(*self*, *update\_dict*, *reset\_fit=True*)

Updates the parameter dictionary of the component.

**Parameters**

- **update\_dict** (*dict*) – A dict of parameters to update.
- **reset\_fit** (*bool*, *optional*) – If True, will set `_is_fitted` to False.

**class** `evalml.pipelines.components.transformers.SimpleImputer`(*impute\_strategy='most\_frequent'*,  
*fill\_value=None*, *random\_seed=0*,  
*\*\*kwargs*)

Imputes missing data according to a specified imputation strategy. Natural language columns are ignored.

**Parameters**

- **impute\_strategy** (*string*) – Impute strategy to use. Valid values include “mean”, “median”, “most\_frequent”, “constant” for numerical data, and “most\_frequent”, “constant” for object data types.
- **fill\_value** (*string*) – When `impute_strategy == “constant”`, `fill_value` is used to replace missing data. Defaults to 0 when imputing numerical data and “missing\_value” for strings or object data types.
- **random\_seed** (*int*) – Seed for the random number generator. Defaults to 0.

**Attributes**

<b>hyper-parameter_ranges</b>	{ “impute_strategy”: [“mean”, “median”, “most_frequent”]}
<b>is_multiseries</b>	False
<b>modifies_features</b>	True
<b>modifies_target</b>	False
<b>name</b>	Simple Imputer
<b>training_only</b>	False

**Methods**

<code>clone</code>	Constructs a new component with the same parameters and random state.
<code>default_parameters</code>	Returns the default parameters for this component.
<code>describe</code>	Describe a component and its parameters.
<code>fit</code>	Fits imputer to data. 'None' values are converted to np.nan before imputation and are treated as the same.
<code>fit_transform</code>	Fits on X and transforms X.
<code>load</code>	Loads component at file path.
<code>needs_fitting</code>	Returns boolean determining if component needs fitting before calling predict, predict_proba, transform, or feature_importances.
<code>parameters</code>	Returns the parameters which were used to initialize the component.
<code>save</code>	Saves component at file path.
<code>transform</code>	Transforms input by imputing missing values. 'None' and np.nan values are treated as the same.
<code>update_parameters</code>	Updates the parameter dictionary of the component.

**clone**(*self*)

Constructs a new component with the same parameters and random state.

**Returns** A new instance of this component with identical parameters and random state.

**default\_parameters**(*cls*)

Returns the default parameters for this component.

Our convention is that `Component.default_parameters == Component().parameters`.

**Returns** Default parameters for this component.

**Return type** dict

**describe**(*self*, *print\_name=False*, *return\_dict=False*)

Describe a component and its parameters.

**Parameters**

- **print\_name** (*bool*, *optional*) – whether to print name of component
- **return\_dict** (*bool*, *optional*) – whether to return description as dictionary in the format {"name": name, "parameters": parameters}

**Returns** Returns dictionary if return\_dict is True, else None.

**Return type** None or dict

**fit**(*self*, *X*, *y=None*)

Fits imputer to data. 'None' values are converted to np.nan before imputation and are treated as the same.

**Parameters**

- **X** (*pd.DataFrame* or *np.ndarray*) – the input training data of shape [n\_samples, n\_features]
- **y** (*pd.Series*, *optional*) – the target training data of length [n\_samples]

**Returns** self

**Raises** **ValueError** – if the SimpleImputer receives a dataframe with both Boolean and Categorical data.



**fit\_transform**(*self*, *X*, *y=None*)

Fits on *X* and transforms *X*.

**Parameters**

- **X** (*pd.DataFrame*) – Data to fit and transform
- **y** (*pd.Series*, *optional*) – Target data.

**Returns** Transformed *X*

**Return type** *pd.DataFrame*

**static load**(*file\_path*)

Loads component at file path.

**Parameters** **file\_path** (*str*) – Location to load file.

**Returns** *ComponentBase* object

**needs\_fitting**(*self*)

Returns boolean determining if component needs fitting before calling *predict*, *predict\_proba*, *transform*, or *feature\_importances*.

This can be overridden to *False* for components that do not need to be fit or whose fit methods do nothing.

**Returns** *True*.

**property parameters**(*self*)

Returns the parameters which were used to initialize the component.

**save**(*self*, *file\_path*, *pickle\_protocol=cloudpickle.DEFAULT\_PROTOCOL*)

Saves component at file path.

**Parameters**

- **file\_path** (*str*) – Location to save file.
- **pickle\_protocol** (*int*) – The pickle data stream format.

**transform**(*self*, *X*, *y=None*)

Transforms input by imputing missing values. ‘None’ and *np.nan* values are treated as the same.

**Parameters**

- **X** (*pd.DataFrame*) – Data to transform.
- **y** (*pd.Series*, *optional*) – Ignored.

**Returns** Transformed *X*

**Return type** *pd.DataFrame*

**update\_parameters**(*self*, *update\_dict*, *reset\_fit=True*)

Updates the parameter dictionary of the component.

**Parameters**

- **update\_dict** (*dict*) – A dict of parameters to update.
- **reset\_fit** (*bool*, *optional*) – If *True*, will set *\_is\_fitted* to *False*.

**class** evalml.pipelines.components.transformers.**StandardScaler**(*random\_seed=0, \*\*kwargs*)

A transformer that standardizes input features by removing the mean and scaling to unit variance.

**Parameters** **random\_seed** (*int*) – Seed for the random number generator. Defaults to 0.

#### Attributes

<b>hyper-parameter_ranges</b>	{}
<b>is_multiseries</b>	False
<b>modifies_features</b>	True
<b>modifies_target</b>	False
<b>name</b>	Standard Scaler
<b>training_only</b>	False

#### Methods

<i>clone</i>	Constructs a new component with the same parameters and random state.
<i>default_parameters</i>	Returns the default parameters for this component.
<i>describe</i>	Describe a component and its parameters.
<i>fit</i>	Fits the standard scalar on the given data.
<i>fit_transform</i>	Fit and transform data using the standard scaler component.
<i>load</i>	Loads component at file path.
<i>needs_fitting</i>	Returns boolean determining if component needs fitting before calling predict, predict_proba, transform, or feature_importances.
<i>parameters</i>	Returns the parameters which were used to initialize the component.
<i>save</i>	Saves component at file path.
<i>transform</i>	Transform data using the fitted standard scaler.
<i>update_parameters</i>	Updates the parameter dictionary of the component.

**clone**(*self*)

Constructs a new component with the same parameters and random state.

**Returns** A new instance of this component with identical parameters and random state.

**default\_parameters**(*cls*)

Returns the default parameters for this component.

Our convention is that `Component.default_parameters == Component().parameters`.

**Returns** Default parameters for this component.

**Return type** dict

**describe**(*self*, *print\_name=False*, *return\_dict=False*)

Describe a component and its parameters.

**Parameters**

- **print\_name** (*bool*, *optional*) – whether to print name of component
- **return\_dict** (*bool*, *optional*) – whether to return description as dictionary in the format {"name": name, "parameters": parameters}

**Returns** Returns dictionary if return\_dict is True, else None.

**Return type** None or dict

**fit**(*self*, *X*, *y=None*)

Fits the standard scalar on the given data.

**Parameters**

- **X** (*pd.DataFrame*) – The input training data of shape [n\_samples, n\_features].
- **y** (*pd.Series*, *optional*) – The target training data of length [n\_samples].

**Returns** self

**fit\_transform**(*self*, *X*, *y=None*)

Fit and transform data using the standard scaler component.

**Parameters**

- **X** (*pd.DataFrame*) – The input training data of shape [n\_samples, n\_features].
- **y** (*pd.Series*, *optional*) – The target training data of length [n\_samples].

**Returns** Transformed data.

**Return type** pd.DataFrame

**static load**(*file\_path*)

Loads component at file path.

**Parameters** **file\_path** (*str*) – Location to load file.

**Returns** ComponentBase object

**needs\_fitting**(*self*)

Returns boolean determining if component needs fitting before calling predict, predict\_proba, transform, or feature\_importances.

This can be overridden to False for components that do not need to be fit or whose fit methods do nothing.

**Returns** True.

**property parameters**(*self*)

Returns the parameters which were used to initialize the component.

**save**(*self*, *file\_path*, *pickle\_protocol=cloudpickle.DEFAULT\_PROTOCOL*)

Saves component at file path.

**Parameters**

- **file\_path** (*str*) – Location to save file.
- **pickle\_protocol** (*int*) – The pickle data stream format.

**transform**(*self*, *X*, *y=None*)

Transform data using the fitted standard scaler.

**Parameters**

- **X** (*pd.DataFrame*) – The input training data of shape [n\_samples, n\_features].

- **y** (*pd.Series*, *optional*) – The target training data of length [n\_samples].

**Returns** Transformed data.

**Return type** *pd.DataFrame*

**update\_parameters**(*self*, *update\_dict*, *reset\_fit=True*)

Updates the parameter dictionary of the component.

**Parameters**

- **update\_dict** (*dict*) – A dict of parameters to update.
- **reset\_fit** (*bool*, *optional*) – If True, will set *\_is\_fitted* to False.

**class** *evalml.pipelines.components.transformers.STLDecomposer*(*time\_index: str = None*, *degree: int = 1*, *period: int = None*, *seasonal\_smoother: int = 7*, *random\_seed: int = 0*, *\*\*kwargs*)

Removes trends and seasonality from time series using the STL algorithm.

<https://www.statsmodels.org/dev/generated/statsmodels.tsa.seasonal.STL.html>

**Parameters**

- **time\_index** (*str*) – Specifies the name of the column in X that provides the datetime objects. Defaults to None.
- **degree** (*int*) – Not currently used. STL 3x “degree-like” values. None are able to be set at this time. Defaults to 1.
- **period** (*int*) – The number of entries in the time series data that corresponds to one period of a cyclic signal. For instance, if data is known to possess a weekly seasonal signal, and if the data is daily data, the period should likely be 7. For daily data with a yearly seasonal signal, the period should likely be 365. If None, statsmodels will infer the period based on the frequency. Defaults to None.
- **seasonal\_smoother** (*int*) – The length of the seasonal smoother used by the underlying STL algorithm. For compatibility, must be odd. If an even number is provided, the next, highest odd number will be used. Defaults to 7.
- **random\_seed** (*int*) – Seed for the random number generator. Defaults to 0.

**Attributes**

<b>hyper-parameter_ranges</b>	None
<b>invalid_frequencies</b>	[]
<b>is_multiseries</b>	False
<b>modifies_features</b>	False
<b>modifies_target</b>	True
<b>name</b>	STL Decomposer
<b>needs_fitting</b>	True
<b>training_only</b>	False

**Methods**

<code>clone</code>	Constructs a new component with the same parameters and random state.
<code>default_parameters</code>	Returns the default parameters for this component.
<code>describe</code>	Describe a component and its parameters.
<code>determine_periodicity</code>	Function that uses autocorrelative methods to determine the likely most significant period of the seasonal signal.
<code>fit</code>	Fits the STLDecomposer and determine the seasonal signal.
<code>fit_transform</code>	Removes fitted trend and seasonality from target variable.
<code>get_trend_dataframe</code>	Return a list of dataframes with 4 columns: signal, trend, seasonality, residual.
<code>get_trend_prediction_intervals</code>	Calculate the prediction intervals for the trend data.
<code>inverse_transform</code>	Adds back fitted trend and seasonality to target variable.
<code>is_freq_valid</code>	Determines if the given string represents a valid frequency for this decomposer.
<code>load</code>	Loads component at file path.
<code>parameters</code>	Returns the parameters which were used to initialize the component.
<code>plot_decomposition</code>	Plots the decomposition of the target signal.
<code>save</code>	Saves component at file path.
<code>set_period</code>	Function to set the component's seasonal period based on the target's seasonality.
<code>transform</code>	Transforms the target data by removing the STL trend and seasonality.
<code>update_parameters</code>	Updates the parameter dictionary of the component.

**clone(self)**

Constructs a new component with the same parameters and random state.

**Returns** A new instance of this component with identical parameters and random state.

**default\_parameters(cls)**

Returns the default parameters for this component.

Our convention is that `Component.default_parameters == Component().parameters`.

**Returns** Default parameters for this component.

**Return type** dict

**describe(self, print\_name=False, return\_dict=False)**

Describe a component and its parameters.

**Parameters**

- **print\_name** (*bool, optional*) – whether to print name of component
- **return\_dict** (*bool, optional*) – whether to return description as dictionary in the format {"name": name, "parameters": parameters}

**Returns** Returns dictionary if return\_dict is True, else None.

**Return type** None or dict

**classmethod** `determine_periodicity`(*cls*, *X*: *pandas.DataFrame*, *y*: *pandas.Series*, *acf\_threshold*: *float* = 0.01, *rel\_max\_order*: *int* = 5)

Function that uses autocorrelative methods to determine the likely most significant period of the seasonal signal.

#### Parameters

- **X** (*pandas.DataFrame*) – The feature data of the time series problem.
- **y** (*pandas.Series*) – The target data of a time series problem.
- **acf\_threshold** (*float*) – The threshold for the autocorrelation function to determine the period. Any values below the threshold are considered to be 0 and will not be considered for the period. Defaults to 0.01.
- **rel\_max\_order** (*int*) – The order of the relative maximum to determine the period. Defaults to 5.

#### Returns

**The integer number of entries in time series data over which the seasonal part of the target data repeats.** If the time series data is in days, then this is the number of days that it takes the target’s seasonal signal to repeat. Note: the target data can contain multiple seasonal signals. This function will only return the stronger. E.g. if the target has both weekly and yearly seasonality, the function may return either “7” or “365”, depending on which seasonality is more strongly autocorrelated. If no period is detected, returns None.

#### Return type

*int*

**fit**(*self*, *X*: *pandas.DataFrame*, *y*: *pandas.Series* = None) → *STLDecomposer*

Fits the STLDecomposer and determine the seasonal signal.

Instantiates a statsmodels STL decompose object with the component’s stored parameters and fits it. Since the statsmodels object does not fit the sklearn api, it is not saved during `__init__()` in `_component_obj` and will be re-instantiated each time fit is called.

To emulate the sklearn API, when the STL decomposer is fit, the full seasonal component, a single period sample of the seasonal component, the full trend-cycle component and the residual are saved.

$y(t) = S(t) + T(t) + R(t)$

#### Parameters

- **X** (*pd.DataFrame*, *optional*) – Conditionally used to build datetime index.
- **y** (*pd.Series*) – Target variable to detrend and deseasonalize.

#### Returns

*self*

#### Raises

- **ValueError** – If y is None.
- **ValueError** – If target data doesn’t have DatetimeIndex AND no Datetime features in features data

**fit\_transform**(*self*, *X*: *pandas.DataFrame*, *y*: *pandas.Series* = None) → tuple[*pandas.DataFrame*, *pandas.Series*]

Removes fitted trend and seasonality from target variable.

#### Parameters

- **X** (*pd.DataFrame*, *optional*) – Ignored.
- **y** (*pd.Series*) – Target variable to detrend and deseasonalize.

**Returns**

**The first element are the input features returned without modification.** The second element is the target variable `y` with the fitted trend removed.

**Return type** tuple of `pd.DataFrame`, `pd.Series`

**get\_trend\_dataframe**(*self*, *X*, *y*)

Return a list of dataframes with 4 columns: signal, trend, seasonality, residual.

**Parameters**

- **X** (*pd.DataFrame*) – Input data with time series data in index.
- **y** (*pd.Series* or *pd.DataFrame*) – Target variable data provided as a Series for univariate problems or a DataFrame for multivariate problems.

**Returns**

**Each DataFrame contains the columns “signal”, “trend”, “seasonality” and “residual,”** with the latter 3 column values being the decomposed elements of the target data. The “signal” column is simply the input target signal but reindexed with a datetime index to match the input features.

**Return type** list of `pd.DataFrame`

**Raises**

- **TypeError** – If `X` does not have time-series data in the index.
- **ValueError** – If time series index of `X` does not have an inferred frequency.
- **ValueError** – If the forecaster associated with the detrender has not been fit yet.
- **TypeError** – If `y` is not provided as a pandas Series or DataFrame.

**get\_trend\_prediction\_intervals**(*self*, *y*, *coverage=None*)

Calculate the prediction intervals for the trend data.

**Parameters**

- **y** (*pd.Series*) – Target data.
- **coverage** (*list[float]*) – A list of floats between the values 0 and 1 that the upper and lower bounds of the prediction interval should be calculated for.

**Returns** Prediction intervals, keys are in the format `{coverage}_lower` or `{coverage}_upper`.

**Return type** dict of `pd.Series`

**inverse\_transform**(*self*, *y\_t*: *pandas.Series*) → tuple[*pandas.DataFrame*, *pandas.Series*]

Adds back fitted trend and seasonality to target variable.

The STL trend is projected to cover the entire requested target range, then added back into the signal. Then, the seasonality is projected forward to and added back into the signal.

**Parameters** **y\_t** (*pd.Series*) – Target variable.

**Returns**

**The first element are the input features returned without modification.** The second element is the target variable `y` with the trend and seasonality added back in.

**Return type** tuple of `pd.DataFrame`, `pd.Series`

**Raises** **ValueError** – If `y` is `None`.

**classmethod** `is_freq_valid(cls, freq: str)`

Determines if the given string represents a valid frequency for this decomposer.

**Parameters** `freq (str)` – A frequency to validate. See the pandas docs at [https://pandas.pydata.org/pandas-docs/stable/user\\_guide/timeseries.html#offset-aliases](https://pandas.pydata.org/pandas-docs/stable/user_guide/timeseries.html#offset-aliases) for options.

**Returns** boolean representing whether the frequency is valid or not.

**static** `load(file_path)`

Loads component at file path.

**Parameters** `file_path (str)` – Location to load file.

**Returns** ComponentBase object

**property** `parameters(self)`

Returns the parameters which were used to initialize the component.

**plot\_decomposition**(self, X: pandas.DataFrame, y: pandas.Series, show: bool = False) → tuple[matplotlib.pyplot.Figure, list]

Plots the decomposition of the target signal.

**Parameters**

- **X** (pd.DataFrame) – Input data with time series data in index.
- **y** (pd.Series or pd.DataFrame) – Target variable data provided as a Series for univariate problems or a DataFrame for multivariate problems.
- **show** (bool) – Whether to display the plot or not. Defaults to False.

**Returns**

The figure and axes that have the decompositions plotted on them

**Return type** matplotlib.pyplot.Figure, list[matplotlib.pyplot.Axes]

**save**(self, file\_path, pickle\_protocol=cloudpickle.DEFAULT\_PROTOCOL)

Saves component at file path.

**Parameters**

- **file\_path** (str) – Location to save file.
- **pickle\_protocol** (int) – The pickle data stream format.

**set\_period**(self, X: pandas.DataFrame, y: pandas.Series, acf\_threshold: float = 0.01, rel\_max\_order: int = 5)

Function to set the component's seasonal period based on the target's seasonality.

**Parameters**

- **X** (pandas.DataFrame) – The feature data of the time series problem.
- **y** (pandas.Series) – The target data of a time series problem.
- **acf\_threshold** (float) – The threshold for the autocorrelation function to determine the period. Any values below the threshold are considered to be 0 and will not be considered for the period. Defaults to 0.01.
- **rel\_max\_order** (int) – The order of the relative maximum to determine the period. Defaults to 5.



**transform**(*self*, *X*: *pandas.DataFrame*, *y*: *pandas.Series* = *None*) → tuple[*pandas.DataFrame*, *pandas.Series*]

Transforms the target data by removing the STL trend and seasonality.

Uses an ARIMA model to project forward the additive trend and removes it. Then, utilizes the first period's worth of seasonal data determined in the .fit() function to extrapolate the seasonal signal of the data to be transformed. This seasonal signal is also assumed to be additive and is removed.

#### Parameters

- **X** (*pd.DataFrame*, *optional*) – Conditionally used to build datetime index.
- **y** (*pd.Series*) – Target variable to detrend and deseasonalize.

#### Returns

The input features are returned without modification. The target variable *y* is detrended and deseasonalized.

**Return type** tuple of *pd.DataFrame*, *pd.Series*

**Raises ValueError** – If target data doesn't have DatetimeIndex AND no Datetime features in features data

**update\_parameters**(*self*, *update\_dict*, *reset\_fit=True*)

Updates the parameter dictionary of the component.

#### Parameters

- **update\_dict** (*dict*) – A dict of parameters to update.
- **reset\_fit** (*bool*, *optional*) – If True, will set *\_is\_fitted* to False.

```
class evalml.pipelines.components.transformers.TargetEncoder(cols=None, smoothing=1,
                                                            handle_unknown='value',
                                                            handle_missing='value',
                                                            random_seed=0, **kwargs)
```

A transformer that encodes categorical features into target encodings.

#### Parameters

- **cols** (*list*) – Columns to encode. If None, all string columns will be encoded, otherwise only the columns provided will be encoded. Defaults to None
- **smoothing** (*float*) – The smoothing factor to apply. The larger this value is, the more influence the expected target value has on the resulting target encodings. Must be strictly larger than 0. Defaults to 1.0
- **handle\_unknown** (*string*) – Determines how to handle unknown categories for a feature encountered. Options are 'value', 'error', and 'return\_nan'. Defaults to 'value', which replaces with the target mean
- **handle\_missing** (*string*) – Determines how to handle missing values encountered during *fit* or *transform*. Options are 'value', 'error', and 'return\_nan'. Defaults to 'value', which replaces with the target mean
- **random\_seed** (*int*) – Seed for the random number generator. Defaults to 0.

#### Attributes

<b>hyper-parameter_ranges</b>	{}
<b>is_multiseries</b>	False
<b>modifies_features</b>	True
<b>modifies_target</b>	False
<b>name</b>	Target Encoder
<b>training_only</b>	False

## Methods

<i>clone</i>	Constructs a new component with the same parameters and random state.
<i>default_parameters</i>	Returns the default parameters for this component.
<i>describe</i>	Describe a component and its parameters.
<i>fit</i>	Fits the target encoder.
<i>fit_transform</i>	Fit and transform data using the target encoder.
<i>get_feature_names</i>	Return feature names for the input features after fitting.
<i>load</i>	Loads component at file path.
<i>needs_fitting</i>	Returns boolean determining if component needs fitting before calling predict, predict_proba, transform, or feature_importances.
<i>parameters</i>	Returns the parameters which were used to initialize the component.
<i>save</i>	Saves component at file path.
<i>transform</i>	Transform data using the fitted target encoder.
<i>update_parameters</i>	Updates the parameter dictionary of the component.

### **clone**(*self*)

Constructs a new component with the same parameters and random state.

**Returns** A new instance of this component with identical parameters and random state.

### **default\_parameters**(*cls*)

Returns the default parameters for this component.

Our convention is that `Component.default_parameters == Component().parameters`.

**Returns** Default parameters for this component.

**Return type** dict

### **describe**(*self*, *print\_name=False*, *return\_dict=False*)

Describe a component and its parameters.

**Parameters**

- **print\_name** (*bool*, *optional*) – whether to print name of component
- **return\_dict** (*bool*, *optional*) – whether to return description as dictionary in the format {"name": name, "parameters": parameters}

**Returns** Returns dictionary if `return_dict` is `True`, else `None`.

**Return type** `None` or `dict`

**fit**(*self*, *X*, *y*)

Fits the target encoder.

**Parameters**

- **X** (*pd.DataFrame*) – The input training data of shape `[n_samples, n_features]`.
- **y** (*pd.Series*, *optional*) – The target training data of length `[n_samples]`.

**Returns** `self`

**fit\_transform**(*self*, *X*, *y*)

Fit and transform data using the target encoder.

**Parameters**

- **X** (*pd.DataFrame*) – The input training data of shape `[n_samples, n_features]`.
- **y** (*pd.Series*, *optional*) – The target training data of length `[n_samples]`.

**Returns** Transformed data.

**Return type** `pd.DataFrame`

**get\_feature\_names**(*self*)

Return feature names for the input features after fitting.

**Returns** The feature names after encoding.

**Return type** `np.array`

**static load**(*file\_path*)

Loads component at file path.

**Parameters** **file\_path** (*str*) – Location to load file.

**Returns** `ComponentBase` object

**needs\_fitting**(*self*)

Returns boolean determining if component needs fitting before calling `predict`, `predict_proba`, `transform`, or `feature_importances`.

This can be overridden to `False` for components that do not need to be fit or whose fit methods do nothing.

**Returns** `True`.

**property parameters**(*self*)

Returns the parameters which were used to initialize the component.

**save**(*self*, *file\_path*, *pickle\_protocol=cloudpickle.DEFAULT\_PROTOCOL*)

Saves component at file path.

**Parameters**

- **file\_path** (*str*) – Location to save file.
- **pickle\_protocol** (*int*) – The pickle data stream format.

**transform**(*self*, *X*, *y=None*)

Transform data using the fitted target encoder.

**Parameters**

- **X** (*pd.DataFrame*) – The input training data of shape [n\_samples, n\_features].
- **y** (*pd.Series*, *optional*) – The target training data of length [n\_samples].

**Returns** Transformed data.

**Return type** *pd.DataFrame*

**update\_parameters**(*self*, *update\_dict*, *reset\_fit=True*)

Updates the parameter dictionary of the component.

**Parameters**

- **update\_dict** (*dict*) – A dict of parameters to update.
- **reset\_fit** (*bool*, *optional*) – If True, will set *\_is\_fitted* to False.

**class** evalml.pipelines.components.transformers.**TargetImputer**(*impute\_strategy='most\_frequent'*,  
*fill\_value=None*, *random\_seed=0*,  
*\*\*kwargs*)

Imputes missing target data according to a specified imputation strategy.

**Parameters**

- **impute\_strategy** (*string*) – Impute strategy to use. Valid values include “mean”, “median”, “most\_frequent”, “constant” for numerical data, and “most\_frequent”, “constant” for object data types. Defaults to “most\_frequent”.
- **fill\_value** (*string*) – When *impute\_strategy* == “constant”, *fill\_value* is used to replace missing data. Defaults to None which uses 0 when imputing numerical data and “missing\_value” for strings or object data types.
- **random\_seed** (*int*) – Seed for the random number generator. Defaults to 0.

**Attributes**

<b>hyper-parameter_ranges</b>	{ “impute_strategy”: [“mean”, “median”, “most_frequent”]}
<b>is_multiseries</b>	False
<b>modifies_features</b>	False
<b>modifies_target</b>	True
<b>name</b>	Target Imputer
<b>training_only</b>	False

**Methods**

<code>clone</code>	Constructs a new component with the same parameters and random state.
<code>default_parameters</code>	Returns the default parameters for this component.
<code>describe</code>	Describe a component and its parameters.
<code>fit</code>	Fits imputer to target data. 'None' values are converted to np.nan before imputation and are treated as the same.
<code>fit_transform</code>	Fits on and transforms the input target data.
<code>load</code>	Loads component at file path.
<code>needs_fitting</code>	Returns boolean determining if component needs fitting before calling predict, predict_proba, transform, or feature_importances.
<code>parameters</code>	Returns the parameters which were used to initialize the component.
<code>save</code>	Saves component at file path.
<code>transform</code>	Transforms input target data by imputing missing values. 'None' and np.nan values are treated as the same.
<code>update_parameters</code>	Updates the parameter dictionary of the component.

**clone(self)**

Constructs a new component with the same parameters and random state.

**Returns** A new instance of this component with identical parameters and random state.

**default\_parameters(cls)**

Returns the default parameters for this component.

Our convention is that `Component.default_parameters == Component().parameters`.

**Returns** Default parameters for this component.

**Return type** dict

**describe(self, print\_name=False, return\_dict=False)**

Describe a component and its parameters.

**Parameters**

- **print\_name** (*bool, optional*) – whether to print name of component
- **return\_dict** (*bool, optional*) – whether to return description as dictionary in the format {"name": name, "parameters": parameters}

**Returns** Returns dictionary if return\_dict is True, else None.

**Return type** None or dict

**fit(self, X, y)**

Fits imputer to target data. 'None' values are converted to np.nan before imputation and are treated as the same.

**Parameters**

- **X** (*pd.DataFrame or np.ndarray*) – The input training data of shape [n\_samples, n\_features]. Ignored.
- **y** (*pd.Series, optional*) – The target training data of length [n\_samples].

**Returns** self

**Raises `TypeError`** – If target is filled with all null values.

**`fit_transform(self, X, y)`**

Fits on and transforms the input target data.

**Parameters**

- **`X`** (*pd.DataFrame*) – Features. Ignored.
- **`y`** (*pd.Series*) – Target data to impute.

**Returns** The original X, transformed y

**Return type** (*pd.DataFrame*, *pd.Series*)

**`static load(file_path)`**

Loads component at file path.

**Parameters** **`file_path`** (*str*) – Location to load file.

**Returns** *ComponentBase* object

**`needs_fitting(self)`**

Returns boolean determining if component needs fitting before calling `predict`, `predict_proba`, `transform`, or `feature_importances`.

This can be overridden to False for components that do not need to be fit or whose fit methods do nothing.

**Returns** True.

**`property parameters(self)`**

Returns the parameters which were used to initialize the component.

**`save(self, file_path, pickle_protocol=cloudpickle.DEFAULT_PROTOCOL)`**

Saves component at file path.

**Parameters**

- **`file_path`** (*str*) – Location to save file.
- **`pickle_protocol`** (*int*) – The pickle data stream format.

**`transform(self, X, y)`**

Transforms input target data by imputing missing values. ‘None’ and `np.nan` values are treated as the same.

**Parameters**

- **`X`** (*pd.DataFrame*) – Features. Ignored.
- **`y`** (*pd.Series*) – Target data to impute.

**Returns** The original X, transformed y

**Return type** (*pd.DataFrame*, *pd.Series*)

**`update_parameters(self, update_dict, reset_fit=True)`**

Updates the parameter dictionary of the component.

**Parameters**

- **`update_dict`** (*dict*) – A dict of parameters to update.
- **`reset_fit`** (*bool*, *optional*) – If True, will set `_is_fitted` to False.

```
class evalml.pipelines.components.transformers.TimeSeriesFeaturizer(time_index=None,
                                                                    max_delay=2, gap=0,
                                                                    forecast_horizon=1,
                                                                    conf_level=0.05,
                                                                    rolling_window_size=0.25,
                                                                    delay_features=True,
                                                                    delay_target=True,
                                                                    random_seed=0,
                                                                    **kwargs)
```

Transformer that delays input features and target variable for time series problems.

This component uses an algorithm based on the autocorrelation values of the target variable to determine which lags to select from the set of all possible lags.

The algorithm is based on the idea that the local maxima of the autocorrelation function indicate the lags that have the most impact on the present time.

The algorithm computes the autocorrelation values and finds the local maxima, called “peaks”, that are significant at the given `conf_level`. Since lags in the range `[0, 10]` tend to be predictive but not local maxima, the union of the peaks is taken with the significant lags in the range `[0, 10]`. At the end, only selected lags in the range `[0, max_delay]` are used.

Parametrizing the algorithm by `conf_level` lets the AutoMLAlgorithm tune the set of lags chosen so that the chances of finding a good set of lags is higher.

Using `conf_level` value of 1 selects all possible lags.

#### Parameters

- **time\_index** (*str*) – Name of the column containing the datetime information used to order the data. Ignored.
- **max\_delay** (*int*) – Maximum number of time units to delay each feature. Defaults to 2.
- **forecast\_horizon** (*int*) – The number of time periods the pipeline is expected to forecast.
- **conf\_level** (*float*) – Float in range (0, 1] that determines the confidence interval size used to select which lags to compute from the set of `[1, max_delay]`. A delay of 1 will always be computed. If 1, selects all possible lags in the set of `[1, max_delay]`, inclusive.
- **rolling\_window\_size** (*float*) – Float in range (0, 1] that determines the size of the window used for rolling features. Size is computed as `rolling_window_size * max_delay`.
- **delay\_features** (*bool*) – Whether to delay the input features. Defaults to True.
- **delay\_target** (*bool*) – Whether to delay the target. Defaults to True.
- **gap** (*int*) – The number of time units between when the features are collected and when the target is collected. For example, if you are predicting the next time step’s target, `gap=1`. This is only needed because when `gap=0`, we need to be sure to start the lagging of the target variable at 1. Defaults to 1.
- **random\_seed** (*int*) – Seed for the random number generator. This transformer performs the same regardless of the random seed provided.

#### Attributes

<b>df_colname_prefix</b>	{ }_delay_{ }
<b>hyper-parameter_ranges</b>	Real(0.001, 1.0), “rolling_window_size”: Real(0.001, 1.0)}:type: {“conf_level”
<b>is_multiseries</b>	False
<b>modifies_features</b>	True
<b>modifies_target</b>	False
<b>name</b>	Time Series Featurizer
<b>needs_fitting</b>	True
<b>target_colname_prefix</b>	target_delay_{ }
<b>training_only</b>	False

## Methods

<i>clone</i>	Constructs a new component with the same parameters and random state.
<i>default_parameters</i>	Returns the default parameters for this component.
<i>describe</i>	Describe a component and its parameters.
<i>fit</i>	Fits the DelayFeatureTransformer.
<i>fit_transform</i>	Fit the component and transform the input data.
<i>load</i>	Loads component at file path.
<i>parameters</i>	Returns the parameters which were used to initialize the component.
<i>save</i>	Saves component at file path.
<i>transform</i>	Computes the delayed values and rolling means for X and y.
<i>update_parameters</i>	Updates the parameter dictionary of the component.

### `clone(self)`

Constructs a new component with the same parameters and random state.

**Returns** A new instance of this component with identical parameters and random state.

### `default_parameters(cls)`

Returns the default parameters for this component.

Our convention is that `Component.default_parameters == Component().parameters`.

**Returns** Default parameters for this component.

**Return type** dict

### `describe(self, print_name=False, return_dict=False)`

Describe a component and its parameters.

**Parameters**

- **print\_name** (*bool, optional*) – whether to print name of component
- **return\_dict** (*bool, optional*) – whether to return description as dictionary in the format {“name”: name, “parameters”: parameters}



**Returns** Returns dictionary if `return_dict` is `True`, else `None`.

**Return type** `None` or `dict`

**fit**(*self*, *X*, *y=None*)

Fits the `DelayFeatureTransformer`.

**Parameters**

- **X** (*pd.DataFrame* or *np.ndarray*) – The input training data of shape `[n_samples, n_features]`
- **y** (*pd.Series*, optional) – The target training data of length `[n_samples]`

**Returns** `self`

**Raises** **ValueError** – if `self.time_index` is `None`

**fit\_transform**(*self*, *X*, *y=None*)

Fit the component and transform the input data.

**Parameters**

- **X** (*pd.DataFrame*) – Data to transform.
- **y** (*pd.Series*, or `None`) – Target.

**Returns** Transformed `X`.

**Return type** `pd.DataFrame`

**static load**(*file\_path*)

Loads component at file path.

**Parameters** **file\_path** (*str*) – Location to load file.

**Returns** `ComponentBase` object

**property parameters**(*self*)

Returns the parameters which were used to initialize the component.

**save**(*self*, *file\_path*, *pickle\_protocol=cloudpickle.DEFAULT\_PROTOCOL*)

Saves component at file path.

**Parameters**

- **file\_path** (*str*) – Location to save file.
- **pickle\_protocol** (*int*) – The pickle data stream format.

**transform**(*self*, *X*, *y=None*)

Computes the delayed values and rolling means for `X` and `y`.

The chosen delays are determined by the autocorrelation function of the target variable. See the class docstring for more information on how they are chosen. If `y` is `None`, all possible lags are chosen.

If `y` is not `None`, it will also compute the delayed values for the target variable.

The rolling means for all numeric features in `X` and `y`, if `y` is numeric, are also returned.

**Parameters**

- **X** (*pd.DataFrame* or `None`) – Data to transform. `None` is expected when only the target variable is being used.
- **y** (*pd.Series*, or `None`) – Target.

**Returns** Transformed X. No original features are returned.

**Return type** `pd.DataFrame`

**update\_parameters**(*self*, *update\_dict*, *reset\_fit=True*)

Updates the parameter dictionary of the component.

#### Parameters

- **update\_dict** (*dict*) – A dict of parameters to update.
- **reset\_fit** (*bool*, *optional*) – If True, will set `_is_fitted` to False.

```
class evalml.pipelines.components.transformers.TimeSeriesImputer(categorical_impute_strategy='forwards_fill',
                                                                nu-
                                                                meric_impute_strategy='interpolate',
                                                                tar-
                                                                get_impute_strategy='forwards_fill',
                                                                random_seed=0, **kwargs)
```

Imputes missing data according to a specified timeseries-specific imputation strategy.

This Transformer should be used after the *TimeSeriesRegularizer* in order to impute the missing values that were added to X and y (if passed).

#### Parameters

- **categorical\_impute\_strategy** (*string*) – Impute strategy to use for string, object, boolean, categorical dtypes. Valid values include “backwards\_fill” and “forwards\_fill”. Defaults to “forwards\_fill”.
- **numeric\_impute\_strategy** (*string*) – Impute strategy to use for numeric columns. Valid values include “backwards\_fill”, “forwards\_fill”, and “interpolate”. Defaults to “interpolate”.
- **target\_impute\_strategy** (*string*) – Impute strategy to use for the target column. Valid values include “backwards\_fill”, “forwards\_fill”, and “interpolate”. Defaults to “forwards\_fill”.
- **random\_seed** (*int*) – Seed for the random number generator. Defaults to 0.

**Raises ValueError** – If `categorical_impute_strategy`, `numeric_impute_strategy`, or `target_impute_strategy` is not one of the valid values.

#### Attributes

<b>hyper-parameter_ranges</b>	{ “categorical_impute_strategy”: [“backwards_fill”, “forwards_fill”], “numeric_impute_strategy”: [“backwards_fill”, “forwards_fill”, “interpolate”], “target_impute_strategy”: [“backwards_fill”, “forwards_fill”, “interpolate”], }
<b>is_multiseries</b>	False
<b>modifies_features</b>	True
<b>modifies_target</b>	True
<b>name</b>	Time Series Imputer
<b>training_only</b>	True

#### Methods

<code>clone</code>	Constructs a new component with the same parameters and random state.
<code>default_parameters</code>	Returns the default parameters for this component.
<code>describe</code>	Describe a component and its parameters.
<code>fit</code>	Fits imputer to data.
<code>fit_transform</code>	Fits on X and transforms X.
<code>load</code>	Loads component at file path.
<code>needs_fitting</code>	Returns boolean determining if component needs fitting before calling predict, predict_proba, transform, or feature_importances.
<code>parameters</code>	Returns the parameters which were used to initialize the component.
<code>save</code>	Saves component at file path.
<code>transform</code>	Transforms data X by imputing missing values using specified timeseries-specific strategies. 'None' values are converted to np.nan before imputation and are treated as the same.
<code>update_parameters</code>	Updates the parameter dictionary of the component.

**clone(self)**

Constructs a new component with the same parameters and random state.

**Returns** A new instance of this component with identical parameters and random state.

**default\_parameters(cls)**

Returns the default parameters for this component.

Our convention is that `Component.default_parameters == Component().parameters`.

**Returns** Default parameters for this component.

**Return type** dict

**describe(self, print\_name=False, return\_dict=False)**

Describe a component and its parameters.

**Parameters**

- **print\_name** (*bool, optional*) – whether to print name of component
- **return\_dict** (*bool, optional*) – whether to return description as dictionary in the format {"name": name, "parameters": parameters}

**Returns** Returns dictionary if return\_dict is True, else None.

**Return type** None or dict

**fit(self, X, y=None)**

Fits imputer to data.

'None' values are converted to np.nan before imputation and are treated as the same. If a value is missing at the beginning or end of a column, that value will be imputed using backwards fill or forwards fill as necessary, respectively.

**Parameters**

- **X** (*pd.DataFrame, np.ndarray*) – The input training data of shape [n\_samples, n\_features]
- **y** (*pd.Series, optional*) – The target training data of length [n\_samples]

**Returns** self

**fit\_transform**(*self*, *X*, *y=None*)

Fits on *X* and transforms *X*.

**Parameters**

- **X** (*pd.DataFrame*) – Data to fit and transform.
- **y** (*pd.Series*) – Target data.

**Returns** Transformed *X*.

**Return type** *pd.DataFrame*

**Raises** **MethodPropertyNotFoundError** – If transformer does not have a transform method or a *component\_obj* that implements transform.

**static load**(*file\_path*)

Loads component at file path.

**Parameters** **file\_path** (*str*) – Location to load file.

**Returns** *ComponentBase* object

**needs\_fitting**(*self*)

Returns boolean determining if component needs fitting before calling *predict*, *predict\_proba*, *transform*, or *feature\_importances*.

This can be overridden to *False* for components that do not need to be fit or whose fit methods do nothing.

**Returns** *True*.

**property parameters**(*self*)

Returns the parameters which were used to initialize the component.

**save**(*self*, *file\_path*, *pickle\_protocol=cloudpickle.DEFAULT\_PROTOCOL*)

Saves component at file path.

**Parameters**

- **file\_path** (*str*) – Location to save file.
- **pickle\_protocol** (*int*) – The pickle data stream format.

**transform**(*self*, *X*, *y=None*)

Transforms data *X* by imputing missing values using specified timeseries-specific strategies. ‘None’ values are converted to *np.nan* before imputation and are treated as the same.

**Parameters**

- **X** (*pd.DataFrame*) – Data to transform.
- **y** (*pd.Series*, *optional*) – Optionally, target data to transform.

**Returns** Transformed *X* and *y*

**Return type** *pd.DataFrame*

**update\_parameters**(*self*, *update\_dict*, *reset\_fit=True*)

Updates the parameter dictionary of the component.

**Parameters**

- **update\_dict** (*dict*) – A dict of parameters to update.

- **reset\_fit** (*bool*, *optional*) – If True, will set *\_is\_fitted* to False.

```
class evalml.pipelines.components.transformers.TimeSeriesRegularizer(
    time_index=None,
    frequency_payload=None,
    window_length=4,
    threshold=0.4,
    random_seed=0,
    **kwargs)
```

Transformer that regularizes an inconsistently spaced datetime column.

If X is passed in to fit/transform, the column *time\_index* will be checked for an inferrable offset frequency. If the *time\_index* column is perfectly inferrable then this Transformer will do nothing and return the original X and y.

If X does not have a perfectly inferrable frequency but one can be estimated, then X and y will be reformatted based on the estimated frequency for *time\_index*. In the original X and y passed: - Missing datetime values will be added and will have their corresponding columns in X and y set to None. - Duplicate datetime values will be dropped. - Extra datetime values will be dropped. - If it can be determined that a duplicate or extra value is misaligned, then it will be repositioned to take the place of a missing value.

This Transformer should be used before the *TimeSeriesImputer* in order to impute the missing values that were added to X and y (if passed).

#### Parameters

- **time\_index** (*string*) – Name of the column containing the datetime information used to order the data, required. Defaults to None.
- **frequency\_payload** (*tuple*) – Payload returned from Woodwork's *infer\_frequency* function where *debug* is True. Defaults to None.
- **window\_length** (*int*) – The size of the rolling window over which inference is conducted to determine the prevalence of uninferrable frequencies.
- **5.** (*Lower values make this component more sensitive to recognizing numerous faulty datetime values. Defaults to*) –
- **threshold** (*float*) – The minimum percentage of windows that need to have been able to infer a frequency. Lower values make this component more
- **0.8.** (*sensitive to recognizing numerous faulty datetime values. Defaults to*) –
- **random\_seed** (*int*) – Seed for the random number generator. This transformer performs the same regardless of the random seed provided.
- **0.** (*Defaults to*) –

**Raises** **ValueError** – if the *frequency\_payload* parameter has not been passed a tuple

#### Attributes

<b>hyper-parameter_ranges</b>	{}
<b>is_multiseries</b>	False
<b>modifies_features</b>	True
<b>modifies_target</b>	True
<b>name</b>	Time Series Regularizer
<b>training_only</b>	True

## Methods

<i>clone</i>	Constructs a new component with the same parameters and random state.
<i>default_parameters</i>	Returns the default parameters for this component.
<i>describe</i>	Describe a component and its parameters.
<i>fit</i>	Fits the TimeSeriesRegularizer.
<i>fit_transform</i>	Fits on X and transforms X.
<i>load</i>	Loads component at file path.
<i>needs_fitting</i>	Returns boolean determining if component needs fitting before calling predict, predict_proba, transform, or feature_importances.
<i>parameters</i>	Returns the parameters which were used to initialize the component.
<i>save</i>	Saves component at file path.
<i>transform</i>	Regularizes a dataframe and target data to an inferable offset frequency.
<i>update_parameters</i>	Updates the parameter dictionary of the component.

### **clone**(*self*)

Constructs a new component with the same parameters and random state.

**Returns** A new instance of this component with identical parameters and random state.

### **default\_parameters**(*cls*)

Returns the default parameters for this component.

Our convention is that `Component.default_parameters == Component().parameters`.

**Returns** Default parameters for this component.

**Return type** dict

### **describe**(*self*, *print\_name=False*, *return\_dict=False*)

Describe a component and its parameters.

#### Parameters

- **print\_name** (*bool*, *optional*) – whether to print name of component
- **return\_dict** (*bool*, *optional*) – whether to return description as dictionary in the format {"name": name, "parameters": parameters}

**Returns** Returns dictionary if `return_dict` is `True`, else `None`.

**Return type** None or dict

**fit**(*self*, *X*, *y=None*)

Fits the TimeSeriesRegularizer.

**Parameters**

- **X** (*pd.DataFrame*) – The input training data of shape [n\_samples, n\_features].
- **y** (*pd.Series*, *optional*) – The target training data of length [n\_samples].

**Returns** *self*

**Raises**

- **ValueError** – if *self.time\_index* is None, if *X* and *y* have different lengths, if *time\_index* in *X* does not have an offset frequency that can be estimated
- **TypeError** – if the *time\_index* column is not of type Datetime
- **KeyError** – if the *time\_index* column doesn't exist

**fit\_transform**(*self*, *X*, *y=None*)

Fits on *X* and transforms *X*.

**Parameters**

- **X** (*pd.DataFrame*) – Data to fit and transform.
- **y** (*pd.Series*) – Target data.

**Returns** Transformed *X*.

**Return type** *pd.DataFrame*

**Raises** **MethodPropertyNotFoundError** – If transformer does not have a transform method or a *component\_obj* that implements transform.

**static load**(*file\_path*)

Loads component at file path.

**Parameters** **file\_path** (*str*) – Location to load file.

**Returns** ComponentBase object

**needs\_fitting**(*self*)

Returns boolean determining if component needs fitting before calling predict, predict\_proba, transform, or feature\_importances.

This can be overridden to False for components that do not need to be fit or whose fit methods do nothing.

**Returns** True.

**property parameters**(*self*)

Returns the parameters which were used to initialize the component.

**save**(*self*, *file\_path*, *pickle\_protocol=cloudpickle.DEFAULT\_PROTOCOL*)

Saves component at file path.

**Parameters**

- **file\_path** (*str*) – Location to save file.
- **pickle\_protocol** (*int*) – The pickle data stream format.

**transform**(*self*, *X*, *y=None*)

Regularizes a dataframe and target data to an inferrable offset frequency.

A ‘clean’ *X* and *y* (if *y* was passed in) are created based on an inferrable offset frequency and matching datetime values with the original *X* and *y* are imputed into the clean *X* and *y*. Datetime values identified as misaligned are shifted into their appropriate position.

**Parameters**

- **X** (*pd.DataFrame*) – The input training data of shape [*n\_samples*, *n\_features*].
- **y** (*pd.Series*, *optional*) – The target training data of length [*n\_samples*].

**Returns** Data with an inferrable *time\_index* offset frequency.

**Return type** (*pd.DataFrame*, *pd.Series*)

**update\_parameters**(*self*, *update\_dict*, *reset\_fit=True*)

Updates the parameter dictionary of the component.

**Parameters**

- **update\_dict** (*dict*) – A dict of parameters to update.
- **reset\_fit** (*bool*, *optional*) – If True, will set *\_is\_fitted* to False.

**class** evalml.pipelines.components.transformers.**Transformer**(*parameters=None*,  
*component\_obj=None*,  
*random\_seed=0*, *\*\*kwargs*)

A component that may or may not need fitting that transforms data. These components are used before an estimator.

To implement a new Transformer, define your own class which is a subclass of Transformer, including a name and a list of acceptable ranges for any parameters to be tuned during the automl search (hyperparameters). Define an `__init__` method which sets up any necessary state and objects. Make sure your `__init__` only uses standard keyword arguments and calls `super().__init__()` with a parameters dict. You may also override the `fit`, `transform`, `fit_transform` and other methods in this class if appropriate.

To see some examples, check out the definitions of any Transformer component.

**Parameters**

- **parameters** (*dict*) – Dictionary of parameters for the component. Defaults to None.
- **component\_obj** (*obj*) – Third-party objects useful in component implementation. Defaults to None.
- **random\_seed** (*int*) – Seed for the random number generator. Defaults to 0.

**Attributes**

<b>is_multiseries</b>	False
<b>modifies_features</b>	True
<b>modifies_target</b>	False
<b>training_only</b>	False

**Methods**



<code>clone</code>	Constructs a new component with the same parameters and random state.
<code>default_parameters</code>	Returns the default parameters for this component.
<code>describe</code>	Describe a component and its parameters.
<code>fit</code>	Fits component to data.
<code>fit_transform</code>	Fits on X and transforms X.
<code>load</code>	Loads component at file path.
<code>name</code>	Returns string name of this component.
<code>needs_fitting</code>	Returns boolean determining if component needs fitting before calling predict, predict_proba, transform, or feature_importances.
<code>parameters</code>	Returns the parameters which were used to initialize the component.
<code>save</code>	Saves component at file path.
<code>transform</code>	Transforms data X.
<code>update_parameters</code>	Updates the parameter dictionary of the component.

**clone(self)**

Constructs a new component with the same parameters and random state.

**Returns** A new instance of this component with identical parameters and random state.

**default\_parameters(cls)**

Returns the default parameters for this component.

Our convention is that `Component.default_parameters == Component().parameters`.

**Returns** Default parameters for this component.

**Return type** dict

**describe(self, print\_name=False, return\_dict=False)**

Describe a component and its parameters.

**Parameters**

- **print\_name** (*bool, optional*) – whether to print name of component
- **return\_dict** (*bool, optional*) – whether to return description as dictionary in the format {"name": name, "parameters": parameters}

**Returns** Returns dictionary if return\_dict is True, else None.

**Return type** None or dict

**fit(self, X, y=None)**

Fits component to data.

**Parameters**

- **X** (*pd.DataFrame*) – The input training data of shape [n\_samples, n\_features]
- **y** (*pd.Series, optional*) – The target training data of length [n\_samples]

**Returns** self

**Raises** **MethodPropertyNotFoundError** – If component does not have a fit method or a component\_obj that implements fit.

**fit\_transform**(*self*, *X*, *y=None*)

Fits on *X* and transforms *X*.

**Parameters**

- **X** (*pd.DataFrame*) – Data to fit and transform.
- **y** (*pd.Series*) – Target data.

**Returns** Transformed *X*.

**Return type** *pd.DataFrame*

**Raises** **MethodPropertyNotFoundError** – If transformer does not have a transform method or a *component\_obj* that implements transform.

**static load**(*file\_path*)

Loads component at file path.

**Parameters** **file\_path** (*str*) – Location to load file.

**Returns** *ComponentBase* object

**property name**(*cls*)

Returns string name of this component.

**needs\_fitting**(*self*)

Returns boolean determining if component needs fitting before calling *predict*, *predict\_proba*, *transform*, or *feature\_importances*.

This can be overridden to *False* for components that do not need to be fit or whose fit methods do nothing.

**Returns** *True*.

**property parameters**(*self*)

Returns the parameters which were used to initialize the component.

**save**(*self*, *file\_path*, *pickle\_protocol=cloudpickle.DEFAULT\_PROTOCOL*)

Saves component at file path.

**Parameters**

- **file\_path** (*str*) – Location to save file.
- **pickle\_protocol** (*int*) – The pickle data stream format.

**abstract transform**(*self*, *X*, *y=None*)

Transforms data *X*.

**Parameters**

- **X** (*pd.DataFrame*) – Data to transform.
- **y** (*pd.Series*, *optional*) – Target data.

**Returns** Transformed *X*

**Return type** *pd.DataFrame*

**Raises** **MethodPropertyNotFoundError** – If transformer does not have a transform method or a *component\_obj* that implements transform.

**update\_parameters**(*self*, *update\_dict*, *reset\_fit=True*)

Updates the parameter dictionary of the component.

#### Parameters

- **update\_dict** (*dict*) – A dict of parameters to update.
- **reset\_fit** (*bool*, *optional*) – If True, will set *\_is\_fitted* to False.

```
class evalml.pipelines.components.transformers.Undersampler(sampling_ratio=0.25,
                                                         sampling_ratio_dict=None,
                                                         min_samples=100,
                                                         min_percentage=0.1,
                                                         random_seed=0, **kwargs)
```

Initializes an undersampling transformer to downsample the majority classes in the dataset.

This component is only run during training and not during predict.

#### Parameters

- **sampling\_ratio** (*float*) – The smallest minority:majority ratio that is accepted as ‘balanced’. For instance, a 1:4 ratio would be represented as 0.25, while a 1:1 ratio is 1.0. Must be between 0 and 1, inclusive. Defaults to 0.25.
- **sampling\_ratio\_dict** (*dict*) – A dictionary specifying the desired balanced ratio for each target value. For instance, in a binary case where class 1 is the minority, we could specify: *sampling\_ratio\_dict={0: 0.5, 1: 1}*, which means we would undersample class 0 to have twice the number of samples as class 1 (minority:majority ratio = 0.5), and don’t sample class 1. Overrides *sampling\_ratio* if provided. Defaults to None.
- **min\_samples** (*int*) – The minimum number of samples that we must have for any class, pre or post sampling. If a class must be downsampled, it will not be downsampled past this value. To determine severe imbalance, the minority class must occur less often than this and must have a class ratio below *min\_percentage*. Must be greater than 0. Defaults to 100.
- **min\_percentage** (*float*) – The minimum percentage of the minimum class to total dataset that we tolerate, as long as it is above *min\_samples*. If *min\_percentage* and *min\_samples* are not met, treat this as severely imbalanced, and we will not resample the data. Must be between 0 and 0.5, inclusive. Defaults to 0.1.
- **random\_seed** (*int*) – The seed to use for random sampling. Defaults to 0.

#### Raises

- **ValueError** – If *sampling\_ratio* is not in the range (0, 1].
- **ValueError** – If *min\_sample* is not greater than 0.
- **ValueError** – If *min\_percentage* is not between 0 and 0.5, inclusive.

#### Attributes

<b>hyper-parameter_ranges</b>	{}
<b>is_multiseries</b>	False
<b>modifies_features</b>	True
<b>modifies_target</b>	True
<b>name</b>	Undersampler
<b>training_only</b>	True

## Methods

<i>clone</i>	Constructs a new component with the same parameters and random state.
<i>default_parameters</i>	Returns the default parameters for this component.
<i>describe</i>	Describe a component and its parameters.
<i>fit</i>	Fits the sampler to the data.
<i>fit_resample</i>	Resampling technique for this sampler.
<i>fit_transform</i>	Fit and transform data using the sampler component.
<i>load</i>	Loads component at file path.
<i>needs_fitting</i>	Returns boolean determining if component needs fitting before calling predict, predict_proba, transform, or feature_importances.
<i>parameters</i>	Returns the parameters which were used to initialize the component.
<i>save</i>	Saves component at file path.
<i>transform</i>	Transforms the input data by sampling the data.
<i>update_parameters</i>	Updates the parameter dictionary of the component.

### **clone**(*self*)

Constructs a new component with the same parameters and random state.

**Returns** A new instance of this component with identical parameters and random state.

### **default\_parameters**(*cls*)

Returns the default parameters for this component.

Our convention is that `Component.default_parameters == Component().parameters`.

**Returns** Default parameters for this component.

**Return type** dict

### **describe**(*self*, *print\_name=False*, *return\_dict=False*)

Describe a component and its parameters.

#### **Parameters**

- **print\_name** (*bool*, *optional*) – whether to print name of component
- **return\_dict** (*bool*, *optional*) – whether to return description as dictionary in the format {"name": name, "parameters": parameters}

**Returns** Returns dictionary if `return_dict` is `True`, else `None`.

**Return type** None or dict

**fit**(*self*, *X*, *y*)

Fits the sampler to the data.

**Parameters**

- **X** (*pd.DataFrame*) – Input features.
- **y** (*pd.Series*) – Target.

**Returns** *self*

**Raises** **ValueError** – If *y* is None.

**fit\_resample**(*self*, *X*, *y*)

Resampling technique for this sampler.

**Parameters**

- **X** (*pd.DataFrame*) – Training data to fit and resample.
- **y** (*pd.Series*) – Training data targets to fit and resample.

**Returns** Indices to keep for training data.

**Return type** list

**fit\_transform**(*self*, *X*, *y*)

Fit and transform data using the sampler component.

**Parameters**

- **X** (*pd.DataFrame*) – The input training data of shape [*n\_samples*, *n\_features*].
- **y** (*pd.Series*, *optional*) – The target training data of length [*n\_samples*].

**Returns** Transformed data.

**Return type** (*pd.DataFrame*, *pd.Series*)

**static load**(*file\_path*)

Loads component at file path.

**Parameters** **file\_path** (*str*) – Location to load file.

**Returns** ComponentBase object

**needs\_fitting**(*self*)

Returns boolean determining if component needs fitting before calling predict, predict\_proba, transform, or feature\_importances.

This can be overridden to False for components that do not need to be fit or whose fit methods do nothing.

**Returns** True.

**property parameters**(*self*)

Returns the parameters which were used to initialize the component.

**save**(*self*, *file\_path*, *pickle\_protocol=cloudpickle.DEFAULT\_PROTOCOL*)

Saves component at file path.

**Parameters**

- **file\_path** (*str*) – Location to save file.
- **pickle\_protocol** (*int*) – The pickle data stream format.

**transform**(*self*, *X*, *y=None*)

Transforms the input data by sampling the data.

**Parameters**

- **X** (*pd.DataFrame*) – Training features.
- **y** (*pd.Series*) – Target.

**Returns** Transformed features and target.

**Return type** *pd.DataFrame*, *pd.Series*

**update\_parameters**(*self*, *update\_dict*, *reset\_fit=True*)

Updates the parameter dictionary of the component.

**Parameters**

- **update\_dict** (*dict*) – A dict of parameters to update.
- **reset\_fit** (*bool*, *optional*) – If True, will set *\_is\_fitted* to False.

**class** evalml.pipelines.components.transformers.**URLFeaturizer**(*random\_seed=0*, *\*\*kwargs*)

Transformer that can automatically extract features from URL.

**Parameters** **random\_seed** (*int*) – Seed for the random number generator. Defaults to 0.

**Attributes**

<b>hyper-parameter_ranges</b>	{ }
<b>is_multiseries</b>	False
<b>modifies_features</b>	True
<b>modifies_target</b>	False
<b>name</b>	URL Featurizer
<b>training_only</b>	False

**Methods**

<i>clone</i>	Constructs a new component with the same parameters and random state.
<i>default_parameters</i>	Returns the default parameters for this component.
<i>describe</i>	Describe a component and its parameters.
<i>fit</i>	Fits component to data.
<i>fit_transform</i>	Fits on X and transforms X.
<i>load</i>	Loads component at file path.
<i>needs_fitting</i>	Returns boolean determining if component needs fitting before calling predict, predict_proba, transform, or feature_importances.
<i>parameters</i>	Returns the parameters which were used to initialize the component.
<i>save</i>	Saves component at file path.
<i>transform</i>	Transforms data X.
<i>update_parameters</i>	Updates the parameter dictionary of the component.

**clone**(*self*)

Constructs a new component with the same parameters and random state.

**Returns** A new instance of this component with identical parameters and random state.

**default\_parameters**(*cls*)

Returns the default parameters for this component.

Our convention is that `Component.default_parameters == Component().parameters`.

**Returns** Default parameters for this component.

**Return type** dict

**describe**(*self*, *print\_name=False*, *return\_dict=False*)

Describe a component and its parameters.

**Parameters**

- **print\_name** (*bool*, *optional*) – whether to print name of component
- **return\_dict** (*bool*, *optional*) – whether to return description as dictionary in the format {"name": name, "parameters": parameters}

**Returns** Returns dictionary if `return_dict` is `True`, else `None`.

**Return type** None or dict

**fit**(*self*, *X*, *y=None*)

Fits component to data.

**Parameters**

- **X** (*pd.DataFrame*) – The input training data of shape [n\_samples, n\_features]
- **y** (*pd.Series*, *optional*) – The target training data of length [n\_samples]

**Returns** self

**Raises** **MethodPropertyNotFoundError** – If component does not have a fit method or a component\_obj that implements fit.

**fit\_transform**(*self*, *X*, *y=None*)

Fits on X and transforms X.

**Parameters**

- **X** (*pd.DataFrame*) – Data to fit and transform.
- **y** (*pd.Series*) – Target data.

**Returns** Transformed X.

**Return type** pd.DataFrame

**Raises** **MethodPropertyNotFoundError** – If transformer does not have a transform method or a component\_obj that implements transform.

**static load**(*file\_path*)

Loads component at file path.

**Parameters** **file\_path** (*str*) – Location to load file.

**Returns** ComponentBase object

**needs\_fitting**(*self*)

Returns boolean determining if component needs fitting before calling predict, predict\_proba, transform, or feature\_importances.

This can be overridden to False for components that do not need to be fit or whose fit methods do nothing.

**Returns** True.

**property parameters**(*self*)

Returns the parameters which were used to initialize the component.

**save**(*self*, *file\_path*, *pickle\_protocol*=cloudpickle.DEFAULT\_PROTOCOL)

Saves component at file path.

**Parameters**

- **file\_path** (*str*) – Location to save file.
- **pickle\_protocol** (*int*) – The pickle data stream format.

**transform**(*self*, *X*, *y*=None)

Transforms data X.

**Parameters**

- **X** (*pd.DataFrame*) – Data to transform.
- **y** (*pd.Series*, *optional*) – Target data.

**Returns** Transformed X

**Return type** pd.DataFrame

**Raises** **MethodPropertyNotFoundError** – If transformer does not have a transform method or a component\_obj that implements transform.

**update\_parameters**(*self*, *update\_dict*, *reset\_fit*=True)

Updates the parameter dictionary of the component.

**Parameters**

- **update\_dict** (*dict*) – A dict of parameters to update.
- **reset\_fit** (*bool*, *optional*) – If True, will set *\_is\_fitted* to False.

## Submodules

### component\_base

Base class for all components.



## Module Contents

### Classes Summary

<i>ComponentBase</i>	Base class for all components.
----------------------	--------------------------------

### Contents

```
class evalml.pipelines.components.component_base.ComponentBase(parameters=None,
                                                                component_obj=None,
                                                                random_seed=0, **kwargs)
```

Base class for all components.

#### Parameters

- **parameters** (*dict*) – Dictionary of parameters for the component. Defaults to None.
- **component\_obj** (*obj*) – Third-party objects useful in component implementation. Defaults to None.
- **random\_seed** (*int*) – Seed for the random number generator. Defaults to 0.

#### Attributes

<b>is_multiseries</b>	False
-----------------------	-------

#### Methods

<i>clone</i>	Constructs a new component with the same parameters and random state.
<i>default_parameters</i>	Returns the default parameters for this component.
<i>describe</i>	Describe a component and its parameters.
<i>fit</i>	Fits component to data.
<i>load</i>	Loads component at file path.
<i>modifies_features</i>	Returns whether this component modifies (subsets or transforms) the features variable during transform.
<i>modifies_target</i>	Returns whether this component modifies (subsets or transforms) the target variable during transform.
<i>name</i>	Returns string name of this component.
<i>needs_fitting</i>	Returns boolean determining if component needs fitting before calling predict, predict_proba, transform, or feature_importances.
<i>parameters</i>	Returns the parameters which were used to initialize the component.
<i>save</i>	Saves component at file path.
<i>training_only</i>	Returns whether or not this component should be evaluated during training-time only, or during both training and prediction time.
<i>update_parameters</i>	Updates the parameter dictionary of the component.

#### **clone**(*self*)

Constructs a new component with the same parameters and random state.

**Returns** A new instance of this component with identical parameters and random state.

**default\_parameters(*cls*)**

Returns the default parameters for this component.

Our convention is that `Component.default_parameters == Component().parameters`.

**Returns** Default parameters for this component.

**Return type** dict

**describe(*self*, *print\_name=False*, *return\_dict=False*)**

Describe a component and its parameters.

**Parameters**

- **print\_name** (*bool*, *optional*) – whether to print name of component
- **return\_dict** (*bool*, *optional*) – whether to return description as dictionary in the format {"name": name, "parameters": parameters}

**Returns** Returns dictionary if `return_dict` is True, else None.

**Return type** None or dict

**fit(*self*, *X*, *y=None*)**

Fits component to data.

**Parameters**

- **X** (*pd.DataFrame*) – The input training data of shape [n\_samples, n\_features]
- **y** (*pd.Series*, *optional*) – The target training data of length [n\_samples]

**Returns** self

**Raises** **MethodPropertyNotFoundError** – If component does not have a fit method or a component\_obj that implements fit.

**static load(*file\_path*)**

Loads component at file path.

**Parameters** **file\_path** (*str*) – Location to load file.

**Returns** ComponentBase object

**property modifies\_features(*cls*)**

Returns whether this component modifies (subsets or transforms) the features variable during transform.

For Estimator objects, this attribute determines if the return value from *predict* or *predict\_proba* should be used as features or targets.

**property modifies\_target(*cls*)**

Returns whether this component modifies (subsets or transforms) the target variable during transform.

For Estimator objects, this attribute determines if the return value from *predict* or *predict\_proba* should be used as features or targets.

**property name(*cls*)**

Returns string name of this component.

**needs\_fitting(*self*)**

Returns boolean determining if component needs fitting before calling predict, predict\_proba, transform, or feature\_importances.

This can be overridden to False for components that do not need to be fit or whose fit methods do nothing.

**Returns** True.

**property parameters(*self*)**

Returns the parameters which were used to initialize the component.

**save(*self*, *file\_path*, *pickle\_protocol*=cloudpickle.DEFAULT\_PROTOCOL)**

Saves component at file path.

**Parameters**

- **file\_path** (*str*) – Location to save file.
- **pickle\_protocol** (*int*) – The pickle data stream format.

**property training\_only(*cls*)**

Returns whether or not this component should be evaluated during training-time only, or during both training and prediction time.

**update\_parameters(*self*, *update\_dict*, *reset\_fit*=True)**

Updates the parameter dictionary of the component.

**Parameters**

- **update\_dict** (*dict*) – A dict of parameters to update.
- **reset\_fit** (*bool*, *optional*) – If True, will set *\_is\_fitted* to False.

**component\_base\_meta**

Metaclass that overrides creating a new component by wrapping methods with validators and setters.

**Module Contents****Classes Summary**


---

*ComponentBaseMeta*

Metaclass that overrides creating a new component by wrapping methods with validators and setters.

---

**Contents****class evalml.pipelines.components.component\_base\_meta.ComponentBaseMeta**

Metaclass that overrides creating a new component by wrapping methods with validators and setters.

**Attributes**

<b>FIT_METHODS</b>	['fit', 'fit_transform']
<b>METHODS_TO_CHECK</b>	['predict', 'predict_proba', 'transform', 'inverse_transform', 'get_trend_dataframe']
<b>PROPERTIES_TO_CHECK</b>	['feature_importance']

## Methods

<a href="#"><code>check_for_fit</code></a>	<i>check_for_fit</i> wraps a method that validates if <i>self.is_fitted</i> is <i>True</i> .
<a href="#"><code>register</code></a>	Register a virtual subclass of an ABC.
<a href="#"><code>set_fit</code></a>	Wrapper for the fit method.

**classmethod** `check_for_fit(cls, method)`

*check\_for\_fit* wraps a method that validates if *self.is\_fitted* is *True*.

It raises an exception if *False* and calls and returns the wrapped method if *True*.

**Parameters** `method` (*callable*) – Method to wrap.

**Returns** The wrapped method.

**Raises** `ComponentNotYetFittedError` – If component is not yet fitted.

**register**(*cls, subclass*)

Register a virtual subclass of an ABC.

Returns the subclass, to allow usage as a class decorator.

**classmethod** `set_fit(cls, method)`

Wrapper for the fit method.

## utils

Utility methods for EvalML components.

## Module Contents

## Classes Summary

<a href="#"><code>WrappedSKClassifier</code></a>	Scikit-learn classifier wrapper class.
<a href="#"><code>WrappedSKRegressor</code></a>	Scikit-learn regressor wrapper class.

## Functions

<code>all_components</code>	Get all available components.
<code>allowed_model_families</code>	List the model types allowed for a particular problem type.
<code>convert_bool_to_double</code>	Converts all boolean columns in dataframe to doubles.
<code>estimator_unable_to_handle_nans</code>	If True, provided estimator class is unable to handle NaN values as an input.
<code>generate_component_code</code>	Creates and returns a string that contains the Python imports and code required for running the EvalML component.
<code>get_estimators</code>	Returns the estimators allowed for a particular problem type.
<code>get_prediction_intervals_for_tree_regressors</code>	Find the prediction intervals for tree-based regressors.
<code>handle_component_class</code>	Standardizes input from a string name to a Component-Base subclass if necessary.
<code>handle_float_categories_for_catboost</code>	Updates input data to be compatible with CatBoost estimators.
<code>make_balancing_dictionary</code>	Makes dictionary for oversampler components. Find ratio of each class to the majority. If the ratio is smaller than the <code>sampling_ratio</code> , we want to oversample, otherwise, we don't want to sample at all, and we leave the data as is.
<code>match_indices</code>	Matches index from the passed dataframe to the passed series.
<code>scikit_learn_wrapped_estimator</code>	Wraps an EvalML object as a scikit-learn estimator.

## Contents

`evalml.pipelines.components.utils.all_components()`

Get all available components.

`evalml.pipelines.components.utils.allowed_model_families(problem_type)`

List the model types allowed for a particular problem type.

**Parameters** `problem_type` (*ProblemTypes* or *str*) – ProblemTypes enum or string.

**Returns** A list of model families.

**Return type** list[ModelFamily]

`evalml.pipelines.components.utils.convert_bool_to_double(data: pandas.DataFrame)`

Converts all boolean columns in dataframe to doubles.

**Parameters** `data` (*pd.DataFrame*) – Input dataframe.

**Returns** Input dataframe with all boolean-valued columns converted to doubles.

**Return type** *pd.DataFrame*

`evalml.pipelines.components.utils.estimator_unable_to_handle_nans(estimator_class)`

If True, provided estimator class is unable to handle NaN values as an input.

**Parameters** `estimator_class` (*Estimator*) – Estimator class

**Raises** **ValueError** – If estimator is not a valid estimator class.

**Returns** True if estimator class is unable to process NaN values, False otherwise.

**Return type** bool

`evalml.pipelines.components.utils.generate_component_code(element)`

Creates and returns a string that contains the Python imports and code required for running the EvalML component.

**Parameters** *element* (*component instance*) – The instance of the component to generate string Python code for.

**Returns** String representation of Python code that can be run separately in order to recreate the component instance. Does not include code for custom component implementation.

**Raises** **ValueError** – If the input element is not a component instance.

### Examples

```
>>> from evalml.pipelines.components.estimators.regressors.decision_tree_regressor_
↳ import DecisionTreeRegressor
>>> assert generate_component_code(DecisionTreeRegressor()) == "from evalml.
↳ pipelines.components.estimators.regressors.decision_tree_regressor import_
↳ DecisionTreeRegressor\n\ndecisionTreeRegressor = DecisionTreeRegressor(**{
↳ 'criterion': 'squared_error', 'max_features': 'sqrt', 'max_depth': 6, 'min_
↳ samples_split': 2, 'min_weight_fraction_leaf': 0.0})"
...
>>> from evalml.pipelines.components.transformers.imputers.simple_imputer import_
↳ SimpleImputer
>>> assert generate_component_code(SimpleImputer()) == "from evalml.pipelines.
↳ components.transformers.imputers.simple_imputer import SimpleImputer\n\
↳ nsimpleImputer = SimpleImputer(**{'impute_strategy': 'most_frequent', 'fill_value
↳ ': None})"
```

`evalml.pipelines.components.utils.get_estimators(problem_type, model_families=None,  
excluded_model_families=None)`

Returns the estimators allowed for a particular problem type.

Can also optionally filter by a list of model types.

#### Parameters

- **problem\_type** (*ProblemTypes* or *str*) – Problem type to filter for.
- **model\_families** (*list[ModelFamily]* or *list[str]*) – Model families to filter for.
- **excluded\_model\_families** (*list[ModelFamily]*) – A list of model families to exclude from the results.

**Returns** A list of estimator subclasses.

**Return type** list[class]

#### Raises

- **TypeError** – If the *model\_families* parameter is not a list.
- **RuntimeError** – If a model family is not valid for the problem type.

`evalml.pipelines.components.utils.get_prediction_intervals_for_tree_regressors`(*X*: *pandas.DataFrame*, *predictions*: *pandas.Series*, *coverage*: *List[float]*, *estimators*: *List[evalml.pipelines.components. → Dict[str, pandas.Series]*)

Find the prediction intervals for tree-based regressors.

#### Parameters

- **X** (*pd.DataFrame*) – Data of shape [n\_samples, n\_features].
- **predictions** (*pd.Series*) – Predictions from the regressor.
- **coverage** (*list[float]*) – A list of floats between the values 0 and 1 that the upper and lower bounds of the prediction interval should be calculated for.
- **estimators** (*list*) – Collection of fitted sub-estimators.

**Returns** Prediction intervals, keys are in the format {coverage}\_lower or {coverage}\_upper.

**Return type** dict

`evalml.pipelines.components.utils.handle_component_class`(*component\_class*)

Standardizes input from a string name to a ComponentBase subclass if necessary.

If a str is provided, will attempt to look up a ComponentBase class by that name and return a new instance. Otherwise if a ComponentBase subclass or Component instance is provided, will return that without modification.

**Parameters** **component\_class** (*str*, *ComponentBase*) – Input to be standardized.

**Returns** ComponentBase

**Raises**

- **ValueError** – If input is not a valid component class.
- **MissingComponentError** – If the component cannot be found.

#### Examples

```
>>> from evalml.pipelines.components.estimators.regressors.decision_tree_regressor_
↳ import DecisionTreeRegressor
>>> handle_component_class(DecisionTreeRegressor)
<class 'evalml.pipelines.components.estimators.regressors.decision_tree_regressor_
↳ DecisionTreeRegressor'>
>>> handle_component_class("Random Forest Regressor")
<class 'evalml.pipelines.components.estimators.regressors.rf_regressor.
↳ RandomForestRegressor'>
```

`evalml.pipelines.components.utils.handle_float_categories_for_catboost`(*X*)

Updates input data to be compatible with CatBoost estimators.

CatBoost cannot handle data in X that is the Categorical Woodwork logical type with floating point categories. This utility determines if the floating point categories can be converted to integers without truncating any data, and if they can be, converts them to int64 categories. Will not attempt to use values that are truly floating points.

**Parameters** **X** (*pd.DataFrame*) – Input data to CatBoost that has Woodwork initialized

**Returns**

**Input data with exact same Woodwork typing info as the original but with any float categories converted to be int64 when possible.**

**Return type** *DataFrame*

**Raises** **ValueError** – if the numeric categories are actual floats that cannot be converted to integers without truncating data

`evalml.pipelines.components.utils.make_balancing_dictionary(y, sampling_ratio)`

Makes dictionary for oversampler components. Find ratio of each class to the majority. If the ratio is smaller than the `sampling_ratio`, we want to oversample, otherwise, we don't want to sample at all, and we leave the data as is.

**Parameters**

- **y** (*pd.Series*) – Target data.
- **sampling\_ratio** (*float*) – The balanced ratio we want the samples to meet.

**Returns** Dictionary where keys are the classes, and the corresponding values are the counts of samples for each class that will satisfy `sampling_ratio`.

**Return type** *dict*

**Raises** **ValueError** – If sampling ratio is not in the range (0, 1] or the target is empty.

## Examples

```
>>> import pandas as pd
>>> y = pd.Series([1] * 4 + [2] * 8 + [3])
>>> assert make_balancing_dictionary(y, 0.5) == {2: 8, 1: 4, 3: 4}
>>> assert make_balancing_dictionary(y, 0.9) == {2: 8, 1: 7, 3: 7}
>>> assert make_balancing_dictionary(y, 0.1) == {2: 8, 1: 4, 3: 1}
```

`evalml.pipelines.components.utils.match_indices(X: pandas.DataFrame, y: pandas.Series) → Tuple[pandas.DataFrame, Union[pandas.Series, pandas.DataFrame]]`

Matches index from the passed dataframe to the passed series.

**Parameters**

- **X** (*pd.DataFrame*) – Dataframe to match index from.
- **y** (*pd.Series*) – Series to match the index to.

**Returns:** Tuple(*pd.DataFrame*, *pd.Series*): *DataFrame* and *Series* with matching indices.

`evalml.pipelines.components.utils.scikit_learn_wrapped_estimator(evalml_obj)`

Wraps an EvalML object as a scikit-learn estimator.

**class** `evalml.pipelines.components.utils.WrappedSKClassifier(pipeline)`

Scikit-learn classifier wrapper class.

**Methods**



<code>fit</code>	Fits component to data.
<code>get_metadata_routing</code>	Get metadata routing of this object.
<code>get_params</code>	Get parameters for this estimator.
<code>predict</code>	Make predictions using selected features.
<code>predict_proba</code>	Make probability estimates for labels.
<code>score</code>	Return the mean accuracy on the given test data and labels.
<code>set_params</code>	Set the parameters of this estimator.

**fit**(*self*, *X*, *y*)

Fits component to data.

**Parameters**

- **X** (*pd.DataFrame* or *np.ndarray*) – The input training data of shape [n\_samples, n\_features].
- **y** (*pd.Series*, *optional*) – The target training data of length [n\_samples].

**Returns** *self*

**get\_metadata\_routing**(*self*)

Get metadata routing of this object.

Please check User Guide on how the routing mechanism works.

**Returns** **routing** – A *MetadataRequest* encapsulating routing information.

**Return type** *MetadataRequest*

**get\_params**(*self*, *deep=True*)

Get parameters for this estimator.

**Parameters** **deep** (*bool*, *default=True*) – If True, will return the parameters for this estimator and contained subobjects that are estimators.

**Returns** **params** – Parameter names mapped to their values.

**Return type** *dict*

**predict**(*self*, *X*)

Make predictions using selected features.

**Parameters** **X** (*pd.DataFrame*) – Features

**Returns** Predicted values.

**Return type** *np.ndarray*

**predict\_proba**(*self*, *X*)

Make probability estimates for labels.

**Parameters** **X** (*pd.DataFrame*) – Features.

**Returns** Probability estimates.

**Return type** *np.ndarray*

**score**(*self*, *X*, *y*, *sample\_weight=None*)

Return the mean accuracy on the given test data and labels.

In multi-label classification, this is the subset accuracy which is a harsh metric since you require for each sample that each label set be correctly predicted.

**Parameters**

- **X** (*array-like of shape (n\_samples, n\_features)*) – Test samples.
- **y** (*array-like of shape (n\_samples,) or (n\_samples, n\_outputs)*) – True labels for X.
- **sample\_weight** (*array-like of shape (n\_samples,)*, *default=None*) – Sample weights.

**Returns** **score** – Mean accuracy of `self.predict(X)` w.r.t. `y`.

**Return type** float

**set\_params**(*self*, *\*\*params*)

Set the parameters of this estimator.

The method works on simple estimators as well as on nested objects (such as Pipeline). The latter have parameters of the form `<component>__<parameter>` so that it's possible to update each component of a nested object.

**Parameters** **\*\*params** (*dict*) – Estimator parameters.

**Returns** **self** – Estimator instance.

**Return type** estimator instance

**class** evalml.pipelines.components.utils.**WrappedSKRegressor**(*pipeline*)

Scikit-learn regressor wrapper class.

**Methods**

<a href="#"><i>fit</i></a>	Fits component to data.
<a href="#"><i>get_metadata_routing</i></a>	Get metadata routing of this object.
<a href="#"><i>get_params</i></a>	Get parameters for this estimator.
<a href="#"><i>predict</i></a>	Make predictions using selected features.
<a href="#"><i>score</i></a>	Return the coefficient of determination of the prediction.
<a href="#"><i>set_params</i></a>	Set the parameters of this estimator.

**fit**(*self*, *X*, *y*)

Fits component to data.

**Parameters**

- **X** (*pd.DataFrame or np.ndarray*) – the input training data of shape `[n_samples, n_features]`
- **y** (*pd.Series, optional*) – the target training data of length `[n_samples]`

**Returns** **self**

**get\_metadata\_routing**(*self*)

Get metadata routing of this object.

Please check User Guide on how the routing mechanism works.

**Returns** **routing** – A `MetadataRequest` encapsulating routing information.

**Return type** `MetadataRequest`

**get\_params**(*self*, *deep=True*)

Get parameters for this estimator.

**Parameters** *deep* (*bool*, *default=True*) – If True, will return the parameters for this estimator and contained subobjects that are estimators.

**Returns** *params* – Parameter names mapped to their values.

**Return type** dict

**predict**(*self*, *X*)

Make predictions using selected features.

**Parameters** *X* (*pd.DataFrame*) – Features.

**Returns** Predicted values.

**Return type** np.ndarray

**score**(*self*, *X*, *y*, *sample\_weight=None*)

Return the coefficient of determination of the prediction.

The coefficient of determination  $R^2$  is defined as  $(1 - \frac{u}{v})$ , where  $u$  is the residual sum of squares  $((y\_true - y\_pred)** 2).sum()$  and  $v$  is the total sum of squares  $((y\_true - y\_true.mean()) ** 2).sum()$ . The best possible score is 1.0 and it can be negative (because the model can be arbitrarily worse). A constant model that always predicts the expected value of  $y$ , disregarding the input features, would get a  $R^2$  score of 0.0.

**Parameters**

- *X* (*array-like of shape (n\_samples, n\_features)*) – Test samples. For some estimators this may be a precomputed kernel matrix or a list of generic objects instead with shape  $(n\_samples, n\_samples\_fitted)$ , where *n\_samples\_fitted* is the number of samples used in the fitting for the estimator.
- *y* (*array-like of shape (n\_samples,) or (n\_samples, n\_outputs)*) – True values for *X*.
- *sample\_weight* (*array-like of shape (n\_samples,)*, *default=None*) – Sample weights.

**Returns** *score* –  $R^2$  of *self.predict(X)* w.r.t. *y*.

**Return type** float

## Notes

The  $R^2$  score used when calling *score* on a regressor uses *multioutput='uniform\_average'* from version 0.23 to keep consistent with default value of *r2\_score()*. This influences the *score* method of all the multioutput regressors (except for *MultiOutputRegressor*).

**set\_params**(*self*, *\*\*params*)

Set the parameters of this estimator.

The method works on simple estimators as well as on nested objects (such as *Pipeline*). The latter have parameters of the form *<component>\_\_<parameter>* so that it's possible to update each component of a nested object.

**Parameters** *\*\*params* (*dict*) – Estimator parameters.

**Returns** *self* – Estimator instance.

**Return type** estimator instance

## Package Contents

### Classes Summary

<i>ARIMAREgressor</i>	Autoregressive Integrated Moving Average Model. The three parameters (p, d, q) are the AR order, the degree of differencing, and the MA order. More information here: <a href="https://www.statsmodels.org/devel/generated/statsmodels.tsa.arima.model.ARIMA.html">https://www.statsmodels.org/devel/generated/statsmodels.tsa.arima.model.ARIMA.html</a> .
<i>BaselineClassifier</i>	Classifier that predicts using the specified strategy.
<i>BaselineRegressor</i>	Baseline regressor that uses a simple strategy to make predictions. This is useful as a simple baseline regressor to compare with other regressors.
<i>CatBoostClassifier</i>	CatBoost Classifier, a classifier that uses gradient-boosting on decision trees. CatBoost is an open-source library and natively supports categorical features.
<i>CatBoostRegressor</i>	CatBoost Regressor, a regressor that uses gradient-boosting on decision trees. CatBoost is an open-source library and natively supports categorical features.
<i>ComponentBase</i>	Base class for all components.
<i>ComponentBaseMeta</i>	Metaclass that overrides creating a new component by wrapping methods with validators and setters.
<i>DateTimeFeaturizer</i>	Transformer that can automatically extract features from datetime columns.
<i>DecisionTreeClassifier</i>	Decision Tree Classifier.
<i>DecisionTreeRegressor</i>	Decision Tree Regressor.
<i>DFSTransformer</i>	Featuretools DFS component that generates features for the input features.
<i>DropColumns</i>	Drops specified columns in input data.
<i>DropNaNRowsTransformer</i>	Transformer to drop rows with NaN values.
<i>DropNullColumns</i>	Transformer to drop features whose percentage of NaN values exceeds a specified threshold.
<i>DropRowsTransformer</i>	Transformer to drop rows specified by row indices.
<i>ElasticNetClassifier</i>	Elastic Net Classifier. Uses Logistic Regression with elasticnet penalty as the base estimator.
<i>ElasticNetRegressor</i>	Elastic Net Regressor.
<i>EmailFeaturizer</i>	Transformer that can automatically extract features from emails.
<i>Estimator</i>	A component that fits and predicts given data.
<i>ExponentialSmoothingRegressor</i>	Holt-Winters Exponential Smoothing Forecaster.
<i>ExtraTreesClassifier</i>	Extra Trees Classifier.
<i>ExtraTreesRegressor</i>	Extra Trees Regressor.
<i>FeatureSelector</i>	Selects top features based on importance weights.
<i>Imputer</i>	Imputes missing data according to a specified imputation strategy.
<i>KNeighborsClassifier</i>	K-Nearest Neighbors Classifier.
<i>LabelEncoder</i>	A transformer that encodes target labels using values between 0 and num_classes - 1.

continues on next page

Table 8 – continued from previous page

<i>LightGBMClassifier</i>	LightGBM Classifier.
<i>LightGBMRegressor</i>	LightGBM Regressor.
<i>LinearDiscriminantAnalysis</i>	Reduces the number of features by using Linear Discriminant Analysis.
<i>LinearRegressor</i>	Linear Regressor.
<i>LogisticRegressionClassifier</i>	Logistic Regression Classifier.
<i>LogTransformer</i>	Applies a log transformation to the target data.
<i>LSA</i>	Transformer to calculate the Latent Semantic Analysis Values of text input.
<i>MultiseriesTimeSeriesBaselineRegressor</i>	Multiseries time series regressor that predicts using the naive forecasting approach.
<i>NaturalLanguageFeaturizer</i>	Transformer that can automatically featurize text columns using featuretools' nlp_primitives.
<i>OneHotEncoder</i>	A transformer that encodes categorical features in a one-hot numeric array.
<i>OrdinalEncoder</i>	A transformer that encodes ordinal features as an array of ordinal integers representing the relative order of categories.
<i>Oversampler</i>	SMOTE Oversampler component. Will automatically select whether to use SMOTE, SMOTEN, or SMOTENC based on inputs to the component.
<i>PCA</i>	Reduces the number of features by using Principal Component Analysis (PCA).
<i>PerColumnImputer</i>	Imputes missing data according to a specified imputation strategy per column.
<i>PolynomialDecomposer</i>	Removes trends and seasonality from time series by fitting a polynomial and moving average to the data.
<i>ProphetRegressor</i>	Prophet is a procedure for forecasting time series data based on an additive model where non-linear trends are fit with yearly, weekly, and daily seasonality, plus holiday effects. It works best with time series that have strong seasonal effects and several seasons of historical data. Prophet is robust to missing data and shifts in the trend, and typically handles outliers well.
<i>RandomForestClassifier</i>	Random Forest Classifier.
<i>RandomForestRegressor</i>	Random Forest Regressor.
<i>ReplaceNullableTypes</i>	Transformer to replace features with the new nullable dtypes with a dtype that is compatible in EvalML.
<i>RFClassifierRFSelector</i>	Selects relevant features using recursive feature elimination with a Random Forest Classifier.
<i>RFClassifierSelectFromModel</i>	Selects top features based on importance weights using a Random Forest classifier.
<i>RFRegressorRFSelector</i>	Selects relevant features using recursive feature elimination with a Random Forest Regressor.
<i>RFRegressorSelectFromModel</i>	Selects top features based on importance weights using a Random Forest regressor.
<i>SelectByType</i>	Selects columns by specified Woodwork logical type or semantic tag in input data.
<i>SelectColumns</i>	Selects specified columns in input data.
<i>SimpleImputer</i>	Imputes missing data according to a specified imputation strategy. Natural language columns are ignored.

continues on next page

Table 8 – continued from previous page

<i>StackedEnsembleBase</i>	Stacked Ensemble Base Class.
<i>StackedEnsembleClassifier</i>	Stacked Ensemble Classifier.
<i>StackedEnsembleRegressor</i>	Stacked Ensemble Regressor.
<i>StandardScaler</i>	A transformer that standardizes input features by removing the mean and scaling to unit variance.
<i>STLDecomposer</i>	Removes trends and seasonality from time series using the STL algorithm.
<i>SVMClassifier</i>	Support Vector Machine Classifier.
<i>SVMRegressor</i>	Support Vector Machine Regressor.
<i>TargetEncoder</i>	A transformer that encodes categorical features into target encodings.
<i>TargetImputer</i>	Imputes missing target data according to a specified imputation strategy.
<i>TimeSeriesBaselineEstimator</i>	Time series estimator that predicts using the naive forecasting approach.
<i>TimeSeriesFeaturizer</i>	Transformer that delays input features and target variable for time series problems.
<i>TimeSeriesImputer</i>	Imputes missing data according to a specified timeseries-specific imputation strategy.
<i>TimeSeriesRegularizer</i>	Transformer that regularizes an inconsistently spaced datetime column.
<i>Transformer</i>	A component that may or may not need fitting that transforms data. These components are used before an estimator.
<i>Undersampler</i>	Initializes an undersampling transformer to downsample the majority classes in the dataset.
<i>URLFeaturizer</i>	Transformer that can automatically extract features from URL.
<i>VARMAXRegressor</i>	Vector Autoregressive Moving Average with eXogenous regressors model. The two parameters (p, q) are the AR order and the MA order. More information here: <a href="https://www.statsmodels.org/stable/generated/statsmodels.tsa.statespace.varmax.VARMAX.html">https://www.statsmodels.org/stable/generated/statsmodels.tsa.statespace.varmax.VARMAX.html</a> .
<i>VowpalWabbitBinaryClassifier</i>	Vowpal Wabbit Binary Classifier.
<i>VowpalWabbitMulticlassClassifier</i>	Vowpal Wabbit Multiclass Classifier.
<i>VowpalWabbitRegressor</i>	Vowpal Wabbit Regressor.
<i>XGBoostClassifier</i>	XGBoost Classifier.
<i>XGBoostRegressor</i>	XGBoost Regressor.

## Contents

```
class evalml.pipelines.components.ARIMARegressor(time_index: Optional[Hashable] = None, trend:
Optional[str] = None, start_p: int = 2, d: int = 0,
start_q: int = 2, max_p: int = 5, max_d: int = 2,
max_q: int = 5, seasonal: bool = True, sp: int = 1,
n_jobs: int = - 1, random_seed: Union[int, float] =
0, maxiter: int = 10, use_covariates: bool = True,
**kwargs)
```

Autoregressive Integrated Moving Average Model. The three parameters (p, d, q) are the AR order, the degree of differencing, and the MA order. More information here: <https://www.statsmodels.org/devel/generated/statsmodels.tsa.arima.model.ARIMA.html>.

Currently ARIMAREgressor isn't supported via conda install. It's recommended that it be installed via PyPI.

### Parameters

- **time\_index** (*str*) – Specifies the name of the column in X that provides the datetime objects. Defaults to None.
- **trend** (*str*) – Controls the deterministic trend. Options are ['n', 'c', 't', 'ct'] where 'c' is a constant term, 't' indicates a linear trend, and 'ct' is both. Can also be an iterable when defining a polynomial, such as [1, 1, 0, 1].
- **start\_p** (*int*) – Minimum Autoregressive order. Defaults to 2.
- **d** (*int*) – Minimum Differencing degree. Defaults to 0.
- **start\_q** (*int*) – Minimum Moving Average order. Defaults to 2.
- **max\_p** (*int*) – Maximum Autoregressive order. Defaults to 5.
- **max\_d** (*int*) – Maximum Differencing degree. Defaults to 2.
- **max\_q** (*int*) – Maximum Moving Average order. Defaults to 5.
- **seasonal** (*boolean*) – Whether to fit a seasonal model to ARIMA. Defaults to True.
- **sp** (*int or str*) – Period for seasonal differencing, specifically the number of periods in each season. If “detect”, this model will automatically detect this parameter (given the time series is a standard frequency) and will fall back to 1 (no seasonality) if it cannot be detected. Defaults to 1.
- **n\_jobs** (*int or None*) – Non-negative integer describing level of parallelism used for pipelines. Defaults to -1.
- **random\_seed** (*int*) – Seed for the random number generator. Defaults to 0.

### Attributes

<b>hyper-parameter_ranges</b>	{ “start_p”: Integer(1, 3), “d”: Integer(0, 2), “start_q”: Integer(1, 3), “max_p”: Integer(3, 10), “max_d”: Integer(2, 5), “max_q”: Integer(3, 10), “seasonal”: [True, False], }
<b>is_multiseries</b>	False
<b>max_cols</b>	7
<b>max_rows</b>	1000
<b>model_family</b>	ModelFamily.ARIMA
<b>modifies_features</b>	True
<b>modifies_target</b>	False
<b>name</b>	ARIMA Regressor
<b>supported_problem_types</b>	[ProblemTypes.TIME_SERIES_REGRESSION]
<b>training_only</b>	False

### Methods

<code>clone</code>	Constructs a new component with the same parameters and random state.
<code>default_parameters</code>	Returns the default parameters for this component.
<code>describe</code>	Describe a component and its parameters.
<code>feature_importance</code>	Returns array of 0's with a length of 1 as feature_importance is not defined for ARIMA regressor.
<code>fit</code>	Fits ARIMA regressor to data.
<code>get_prediction_intervals</code>	Find the prediction intervals using the fitted ARIMARegressor.
<code>load</code>	Loads component at file path.
<code>needs_fitting</code>	Returns boolean determining if component needs fitting before calling predict, predict_proba, transform, or feature_importances.
<code>parameters</code>	Returns the parameters which were used to initialize the component.
<code>predict</code>	Make predictions using fitted ARIMA regressor.
<code>predict_proba</code>	Make probability estimates for labels.
<code>save</code>	Saves component at file path.
<code>update_parameters</code>	Updates the parameter dictionary of the component.

#### `clone(self)`

Constructs a new component with the same parameters and random state.

**Returns** A new instance of this component with identical parameters and random state.

#### `default_parameters(cls)`

Returns the default parameters for this component.

Our convention is that `Component.default_parameters == Component().parameters`.

**Returns** Default parameters for this component.

**Return type** dict

#### `describe(self, print_name=False, return_dict=False)`

Describe a component and its parameters.

##### Parameters

- **print\_name** (*bool, optional*) – whether to print name of component
- **return\_dict** (*bool, optional*) – whether to return description as dictionary in the format {"name": name, "parameters": parameters}

**Returns** Returns dictionary if return\_dict is True, else None.

**Return type** None or dict

#### `property feature_importance(self) → numpy.ndarray`

Returns array of 0's with a length of 1 as feature\_importance is not defined for ARIMA regressor.

#### `fit(self, X: pandas.DataFrame, y: Optional[pandas.Series] = None)`

Fits ARIMA regressor to data.

##### Parameters

- **X** (*pd.DataFrame*) – The input training data of shape [n\_samples, n\_features].
- **y** (*pd.Series*) – The target training data of length [n\_samples].



**Returns** self

**Raises** **ValueError** – If y was not passed in.

**get\_prediction\_intervals**(*self*, *X*: *pandas.DataFrame*, *y*: *pandas.Series* = *None*, *coverage*: *List[float]* = *None*, *predictions*: *pandas.Series* = *None*) → *Dict[str, pandas.Series]*

Find the prediction intervals using the fitted ARIMARegressor.

**Parameters**

- **X** (*pd.DataFrame*) – Data of shape [n\_samples, n\_features].
- **y** (*pd.Series*) – Target data. Optional.
- **coverage** (*list[float]*) – A list of floats between the values 0 and 1 that the upper and lower bounds of the prediction interval should be calculated for.
- **predictions** (*pd.Series*) – Not used for ARIMA regressor.

**Returns** Prediction intervals, keys are in the format {coverage}\_lower or {coverage}\_upper.

**Return type** dict

**static load**(*file\_path*)

Loads component at file path.

**Parameters** **file\_path** (*str*) – Location to load file.

**Returns** ComponentBase object

**needs\_fitting**(*self*)

Returns boolean determining if component needs fitting before calling predict, predict\_proba, transform, or feature\_importances.

This can be overridden to False for components that do not need to be fit or whose fit methods do nothing.

**Returns** True.

**property parameters**(*self*)

Returns the parameters which were used to initialize the component.

**predict**(*self*, *X*: *pandas.DataFrame*, *y*: *Optional[pandas.Series]* = *None*) → *pandas.Series*

Make predictions using fitted ARIMA regressor.

**Parameters**

- **X** (*pd.DataFrame*) – Data of shape [n\_samples, n\_features].
- **y** (*pd.Series*) – Target data.

**Returns** Predicted values.

**Return type** *pd.Series*

**Raises** **ValueError** – If X was passed to *fit* but not passed in *predict*.

**predict\_proba**(*self*, *X*: *pandas.DataFrame*) → *pandas.Series*

Make probability estimates for labels.

**Parameters** **X** (*pd.DataFrame*) – Features.

**Returns** Probability estimates.

**Return type** *pd.Series*

**Raises** **MethodPropertyNotFoundError** – If estimator does not have a predict\_proba method or a component\_obj that implements predict\_proba.

**save**(*self*, *file\_path*, *pickle\_protocol*=*cloudpickle.DEFAULT\_PROTOCOL*)

Saves component at file path.

**Parameters**

- **file\_path** (*str*) – Location to save file.
- **pickle\_protocol** (*int*) – The pickle data stream format.

**update\_parameters**(*self*, *update\_dict*, *reset\_fit*=*True*)

Updates the parameter dictionary of the component.

**Parameters**

- **update\_dict** (*dict*) – A dict of parameters to update.
- **reset\_fit** (*bool*, *optional*) – If True, will set *\_is\_fitted* to False.

**class** evalml.pipelines.components.**BaselineClassifier**(*strategy*='mode', *random\_seed*=0, *\*\*kwargs*)

Classifier that predicts using the specified strategy.

This is useful as a simple baseline classifier to compare with other classifiers.

**Parameters**

- **strategy** (*str*) – Method used to predict. Valid options are “mode”, “random” and “random\_weighted”. Defaults to “mode”.
- **random\_seed** (*int*) – Seed for the random number generator. Defaults to 0.

**Attributes**

<b>hyper-parameter_ranges</b>	{}
<b>is_multiseries</b>	False
<b>model_family</b>	ModelFamily.BASELINE
<b>modifies_features</b>	True
<b>modifies_target</b>	False
<b>name</b>	Baseline Classifier
<b>supported_problem_types</b>	[ProblemTypes.BINARY, ProblemTypes.MULTICLASS]
<b>training_only</b>	False

**Methods**

<code>classes_</code>	Returns class labels. Will return None before fitting.
<code>clone</code>	Constructs a new component with the same parameters and random state.
<code>default_parameters</code>	Returns the default parameters for this component.
<code>describe</code>	Describe a component and its parameters.
<code>feature_importance</code>	Returns importance associated with each feature. Since baseline classifiers do not use input features to calculate predictions, returns an array of zeroes.
<code>fit</code>	Fits baseline classifier component to data.
<code>get_prediction_intervals</code>	Find the prediction intervals using the fitted regressor.
<code>load</code>	Loads component at file path.
<code>needs_fitting</code>	Returns boolean determining if component needs fitting before calling predict, predict_proba, transform, or feature_importances.
<code>parameters</code>	Returns the parameters which were used to initialize the component.
<code>predict</code>	Make predictions using the baseline classification strategy.
<code>predict_proba</code>	Make prediction probabilities using the baseline classification strategy.
<code>save</code>	Saves component at file path.
<code>update_parameters</code>	Updates the parameter dictionary of the component.

**property `classes_(self)`**

Returns class labels. Will return None before fitting.

**Returns** Class names

**Return type** list[str] or list(float)

**`clone(self)`**

Constructs a new component with the same parameters and random state.

**Returns** A new instance of this component with identical parameters and random state.

**`default_parameters(cls)`**

Returns the default parameters for this component.

Our convention is that `Component.default_parameters == Component().parameters`.

**Returns** Default parameters for this component.

**Return type** dict

**`describe(self, print_name=False, return_dict=False)`**

Describe a component and its parameters.

**Parameters**

- **print\_name** (*bool, optional*) – whether to print name of component
- **return\_dict** (*bool, optional*) – whether to return description as dictionary in the format {"name": name, "parameters": parameters}

**Returns** Returns dictionary if return\_dict is True, else None.

**Return type** None or dict

**property feature\_importance(self)**

Returns importance associated with each feature. Since baseline classifiers do not use input features to calculate predictions, returns an array of zeroes.

**Returns** An array of zeroes

**Return type** `pd.Series`

**fit(self, X, y=None)**

Fits baseline classifier component to data.

**Parameters**

- **X** (`pd.DataFrame`) – The input training data of shape `[n_samples, n_features]`.
- **y** (`pd.Series`) – The target training data of length `[n_samples]`.

**Returns** `self`

**Raises** **ValueError** – If `y` is `None`.

**get\_prediction\_intervals(self, X: pandas.DataFrame, y: Optional[pandas.Series] = None, coverage: List[float] = None, predictions: pandas.Series = None) → Dict[str, pandas.Series]**

Find the prediction intervals using the fitted regressor.

This function takes the predictions of the fitted estimator and calculates the rolling standard deviation across all predictions using a window size of 5. The lower and upper predictions are determined by taking the percent point (quantile) function of the lower tail probability at each bound multiplied by the rolling standard deviation.

**Parameters**

- **X** (`pd.DataFrame`) – Data of shape `[n_samples, n_features]`.
- **y** (`pd.Series`) – Target data. Ignored.
- **coverage** (`list[float]`) – A list of floats between the values 0 and 1 that the upper and lower bounds of the prediction interval should be calculated for.
- **predictions** (`pd.Series`) – Optional list of predictions to use. If `None`, will generate predictions using `X`.

**Returns** Prediction intervals, keys are in the format `{coverage}_lower` or `{coverage}_upper`.

**Return type** `dict`

**Raises** **MethodPropertyNotFoundError** – If the estimator does not support Time Series Regression as a problem type.

**static load(file\_path)**

Loads component at file path.

**Parameters** **file\_path** (`str`) – Location to load file.

**Returns** `ComponentBase` object

**needs\_fitting(self)**

Returns boolean determining if component needs fitting before calling `predict`, `predict_proba`, `transform`, or `feature_importances`.

This can be overridden to `False` for components that do not need to be fit or whose fit methods do nothing.

**Returns** `True`.

**property** `parameters(self)`

Returns the parameters which were used to initialize the component.

**predict** `(self, X)`

Make predictions using the baseline classification strategy.

**Parameters** **X** (*pd.DataFrame*) – Data of shape [n\_samples, n\_features].

**Returns** Predicted values.

**Return type** *pd.Series*

**predict\_proba** `(self, X)`

Make prediction probabilities using the baseline classification strategy.

**Parameters** **X** (*pd.DataFrame*) – Data of shape [n\_samples, n\_features].

**Returns** Predicted probability values.

**Return type** *pd.DataFrame*

**save** `(self, file_path, pickle_protocol=cloudpickle.DEFAULT_PROTOCOL)`

Saves component at file path.

**Parameters**

- **file\_path** (*str*) – Location to save file.
- **pickle\_protocol** (*int*) – The pickle data stream format.

**update\_parameters** `(self, update_dict, reset_fit=True)`

Updates the parameter dictionary of the component.

**Parameters**

- **update\_dict** (*dict*) – A dict of parameters to update.
- **reset\_fit** (*bool*, *optional*) – If True, will set *\_is\_fitted* to False.

**class** `evalml.pipelines.components.BaselineRegressor(strategy='mean', random_seed=0, **kwargs)`

Baseline regressor that uses a simple strategy to make predictions. This is useful as a simple baseline regressor to compare with other regressors.

**Parameters**

- **strategy** (*str*) – Method used to predict. Valid options are “mean”, “median”. Defaults to “mean”.
- **random\_seed** (*int*) – Seed for the random number generator. Defaults to 0.

**Attributes**

<b>hyper-parameter_ranges</b>	{}
<b>is_multiseries</b>	False
<b>model_family</b>	ModelFamily.BASELINE
<b>modifies_features</b>	True
<b>modifies_target</b>	False
<b>name</b>	Baseline Regressor
<b>supported_problem_types</b>	[ ProblemTypes.REGRESSION, ProblemTypes.TIME_SERIES_REGRESSION,]
<b>training_only</b>	False

## Methods

<i>clone</i>	Constructs a new component with the same parameters and random state.
<i>default_parameters</i>	Returns the default parameters for this component.
<i>describe</i>	Describe a component and its parameters.
<i>feature_importance</i>	Returns importance associated with each feature. Since baseline regressors do not use input features to calculate predictions, returns an array of zeroes.
<i>fit</i>	Fits baseline regression component to data.
<i>get_prediction_intervals</i>	Find the prediction intervals using the fitted regressor.
<i>load</i>	Loads component at file path.
<i>needs_fitting</i>	Returns boolean determining if component needs fitting before calling predict, predict_proba, transform, or feature_importances.
<i>parameters</i>	Returns the parameters which were used to initialize the component.
<i>predict</i>	Make predictions using the baseline regression strategy.
<i>predict_proba</i>	Make probability estimates for labels.
<i>save</i>	Saves component at file path.
<i>update_parameters</i>	Updates the parameter dictionary of the component.

### **clone(self)**

Constructs a new component with the same parameters and random state.

**Returns** A new instance of this component with identical parameters and random state.

### **default\_parameters(cls)**

Returns the default parameters for this component.

Our convention is that `Component.default_parameters == Component().parameters`.

**Returns** Default parameters for this component.

**Return type** dict

**describe**(*self*, *print\_name=False*, *return\_dict=False*)

Describe a component and its parameters.

**Parameters**

- **print\_name** (*bool*, *optional*) – whether to print name of component
- **return\_dict** (*bool*, *optional*) – whether to return description as dictionary in the format {"name": name, "parameters": parameters}

**Returns** Returns dictionary if return\_dict is True, else None.

**Return type** None or dict

**property feature\_importance**(*self*)

Returns importance associated with each feature. Since baseline regressors do not use input features to calculate predictions, returns an array of zeroes.

**Returns** An array of zeroes.

**Return type** np.ndarray (float)

**fit**(*self*, *X*, *y=None*)

Fits baseline regression component to data.

**Parameters**

- **X** (*pd.DataFrame*) – The input training data of shape [n\_samples, n\_features].
- **y** (*pd.Series*) – The target training data of length [n\_samples].

**Returns** self

**Raises** **ValueError** – If input y is None.

**get\_prediction\_intervals**(*self*, *X: pandas.DataFrame*, *y: Optional[pandas.Series] = None*, *coverage: List[float] = None*, *predictions: pandas.Series = None*) → Dict[str, pandas.Series]

Find the prediction intervals using the fitted regressor.

This function takes the predictions of the fitted estimator and calculates the rolling standard deviation across all predictions using a window size of 5. The lower and upper predictions are determined by taking the percent point (quantile) function of the lower tail probability at each bound multiplied by the rolling standard deviation.

**Parameters**

- **X** (*pd.DataFrame*) – Data of shape [n\_samples, n\_features].
- **y** (*pd.Series*) – Target data. Ignored.
- **coverage** (*list[float]*) – A list of floats between the values 0 and 1 that the upper and lower bounds of the prediction interval should be calculated for.
- **predictions** (*pd.Series*) – Optional list of predictions to use. If None, will generate predictions using X.

**Returns** Prediction intervals, keys are in the format {coverage}\_lower or {coverage}\_upper.

**Return type** dict

**Raises** **MethodPropertyNotFoundError** – If the estimator does not support Time Series Regression as a problem type.

**static** `load(file_path)`

Loads component at file path.

**Parameters** `file_path` (*str*) – Location to load file.

**Returns** ComponentBase object

**needs\_fitting**(*self*)

Returns boolean determining if component needs fitting before calling predict, predict\_proba, transform, or feature\_importances.

This can be overridden to False for components that do not need to be fit or whose fit methods do nothing.

**Returns** True.

**property** `parameters`(*self*)

Returns the parameters which were used to initialize the component.

**predict**(*self*, *X*)

Make predictions using the baseline regression strategy.

**Parameters** `X` (*pd.DataFrame*) – Data of shape [n\_samples, n\_features].

**Returns** Predicted values.

**Return type** *pd.Series*

**predict\_proba**(*self*, *X*: *pandas.DataFrame*) → *pandas.Series*

Make probability estimates for labels.

**Parameters** `X` (*pd.DataFrame*) – Features.

**Returns** Probability estimates.

**Return type** *pd.Series*

**Raises** **MethodPropertyNotFoundError** – If estimator does not have a predict\_proba method or a component\_obj that implements predict\_proba.

**save**(*self*, *file\_path*, *pickle\_protocol*=*cloudpickle.DEFAULT\_PROTOCOL*)

Saves component at file path.

**Parameters**

- **file\_path** (*str*) – Location to save file.
- **pickle\_protocol** (*int*) – The pickle data stream format.

**update\_parameters**(*self*, *update\_dict*, *reset\_fit*=*True*)

Updates the parameter dictionary of the component.

**Parameters**

- **update\_dict** (*dict*) – A dict of parameters to update.
- **reset\_fit** (*bool*, *optional*) – If True, will set `_is_fitted` to False.

**class** `evalml.pipelines.components.CatBoostClassifier`(*n\_estimators*=10, *eta*=0.03, *max\_depth*=6, *bootstrap\_type*=None, *silent*=True, *allow\_writing\_files*=False, *random\_seed*=0, *n\_jobs*=-1, *\*\*kwargs*)

CatBoost Classifier, a classifier that uses gradient-boosting on decision trees. CatBoost is an open-source library and natively supports categorical features.

For more information, check out <https://catboost.ai/>



### Parameters

- **n\_estimators** (*float*) – The maximum number of trees to build. Defaults to 10.
- **eta** (*float*) – The learning rate. Defaults to 0.03.
- **max\_depth** (*int*) – The maximum tree depth for base learners. Defaults to 6.
- **bootstrap\_type** (*string*) – Defines the method for sampling the weights of objects. Available methods are ‘Bayesian’, ‘Bernoulli’, ‘MVS’. Defaults to None.
- **silent** (*boolean*) – Whether to use the “silent” logging mode. Defaults to True.
- **allow\_writing\_files** (*boolean*) – Whether to allow writing snapshot files while training. Defaults to False.
- **n\_jobs** (*int or None*) – Number of jobs to run in parallel. -1 uses all processes. Defaults to -1.
- **random\_seed** (*int*) – Seed for the random number generator. Defaults to 0.

### Attributes

<b>hyper-parameter_ranges</b>	{ “n_estimators”: Integer(4, 100), “eta”: Real(0.000001, 1), “max_depth”: Integer(4, 10), }
<b>is_multiseries</b>	False
<b>model_family</b>	ModelFamily.CATBOOST
<b>modifies_features</b>	True
<b>modifies_target</b>	False
<b>name</b>	CatBoost Classifier
<b>supported_problem_types</b>	[ ProblemTypes.BINARY, ProblemTypes.MULTICLASS, ProblemTypes.TIME_SERIES_BINARY, ProblemTypes.TIME_SERIES_MULTICLASS, ]
<b>training_only</b>	False

### Methods

<code>clone</code>	Constructs a new component with the same parameters and random state.
<code>default_parameters</code>	Returns the default parameters for this component.
<code>describe</code>	Describe a component and its parameters.
<code>feature_importance</code>	Feature importance of fitted CatBoost classifier.
<code>fit</code>	Fits CatBoost classifier component to data.
<code>get_prediction_intervals</code>	Find the prediction intervals using the fitted regressor.
<code>load</code>	Loads component at file path.
<code>needs_fitting</code>	Returns boolean determining if component needs fitting before calling predict, predict_proba, transform, or feature_importances.
<code>parameters</code>	Returns the parameters which were used to initialize the component.
<code>predict</code>	Make predictions using the fitted CatBoost classifier.
<code>predict_proba</code>	Make prediction probabilities using the fitted CatBoost classifier.
<code>save</code>	Saves component at file path.
<code>update_parameters</code>	Updates the parameter dictionary of the component.

**clone**(*self*)

Constructs a new component with the same parameters and random state.

**Returns** A new instance of this component with identical parameters and random state.

**default\_parameters**(*cls*)

Returns the default parameters for this component.

Our convention is that `Component.default_parameters == Component().parameters`.

**Returns** Default parameters for this component.

**Return type** dict

**describe**(*self*, *print\_name=False*, *return\_dict=False*)

Describe a component and its parameters.

**Parameters**

- **print\_name** (*bool*, *optional*) – whether to print name of component
- **return\_dict** (*bool*, *optional*) – whether to return description as dictionary in the format {"name": name, "parameters": parameters}

**Returns** Returns dictionary if return\_dict is True, else None.

**Return type** None or dict

**property feature\_importance**(*self*)

Feature importance of fitted CatBoost classifier.

**fit**(*self*, *X*, *y=None*)

Fits CatBoost classifier component to data.

**Parameters**

- **X** (*pd.DataFrame*) – The input training data of shape [n\_samples, n\_features].
- **y** (*pd.Series*) – The target training data of length [n\_samples].

**Returns** self

**get\_prediction\_intervals**(*self*, *X*: pandas.DataFrame, *y*: Optional[pandas.Series] = None, *coverage*: List[float] = None, *predictions*: pandas.Series = None) → Dict[str, pandas.Series]

Find the prediction intervals using the fitted regressor.

This function takes the predictions of the fitted estimator and calculates the rolling standard deviation across all predictions using a window size of 5. The lower and upper predictions are determined by taking the percent point (quantile) function of the lower tail probability at each bound multiplied by the rolling standard deviation.

#### Parameters

- **X** (*pd.DataFrame*) – Data of shape [n\_samples, n\_features].
- **y** (*pd.Series*) – Target data. Ignored.
- **coverage** (*list[float]*) – A list of floats between the values 0 and 1 that the upper and lower bounds of the prediction interval should be calculated for.
- **predictions** (*pd.Series*) – Optional list of predictions to use. If None, will generate predictions using *X*.

**Returns** Prediction intervals, keys are in the format {coverage}\_lower or {coverage}\_upper.

**Return type** dict

**Raises** **MethodPropertyNotFoundError** – If the estimator does not support Time Series Regression as a problem type.

**static load**(*file\_path*)

Loads component at file path.

**Parameters** **file\_path** (*str*) – Location to load file.

**Returns** ComponentBase object

**needs\_fitting**(*self*)

Returns boolean determining if component needs fitting before calling predict, predict\_proba, transform, or feature\_importances.

This can be overridden to False for components that do not need to be fit or whose fit methods do nothing.

**Returns** True.

**property parameters**(*self*)

Returns the parameters which were used to initialize the component.

**predict**(*self*, *X*)

Make predictions using the fitted CatBoost classifier.

**Parameters** **X** (*pd.DataFrame*) – Data of shape [n\_samples, n\_features].

**Returns** Predicted values.

**Return type** pd.Series

**predict\_proba**(*self*, *X*)

Make prediction probabilities using the fitted CatBoost classifier.

**Parameters** **X** (*pd.DataFrame*) – Data of shape [n\_samples, n\_features].

**Returns** Predicted probability values.

**Return type** `pd.DataFrame`

**save**(*self*, *file\_path*, *pickle\_protocol=cloudpickle.DEFAULT\_PROTOCOL*)

Saves component at file path.

**Parameters**

- **file\_path** (*str*) – Location to save file.
- **pickle\_protocol** (*int*) – The pickle data stream format.

**update\_parameters**(*self*, *update\_dict*, *reset\_fit=True*)

Updates the parameter dictionary of the component.

**Parameters**

- **update\_dict** (*dict*) – A dict of parameters to update.
- **reset\_fit** (*bool*, *optional*) – If True, will set *\_is\_fitted* to False.

**class** `evalml.pipelines.components.CatBoostRegressor`(*n\_estimators=10*, *eta=0.03*, *max\_depth=6*,  
*bootstrap\_type=None*, *silent=False*,  
*allow\_writing\_files=False*, *random\_seed=0*,  
*n\_jobs=-1*, *\*\*kwargs*)

CatBoost Regressor, a regressor that uses gradient-boosting on decision trees. CatBoost is an open-source library and natively supports categorical features.

For more information, check out <https://catboost.ai/>

**Parameters**

- **n\_estimators** (*float*) – The maximum number of trees to build. Defaults to 10.
- **eta** (*float*) – The learning rate. Defaults to 0.03.
- **max\_depth** (*int*) – The maximum tree depth for base learners. Defaults to 6.
- **bootstrap\_type** (*string*) – Defines the method for sampling the weights of objects. Available methods are ‘Bayesian’, ‘Bernoulli’, ‘MVS’. Defaults to None.
- **silent** (*boolean*) – Whether to use the “silent” logging mode. Defaults to True.
- **allow\_writing\_files** (*boolean*) – Whether to allow writing snapshot files while training. Defaults to False.
- **n\_jobs** (*int or None*) – Number of jobs to run in parallel. -1 uses all processes. Defaults to -1.
- **random\_seed** (*int*) – Seed for the random number generator. Defaults to 0.

**Attributes**

<b>hyper-parameter_ranges</b>	{ "n_estimators": Integer(4, 100), "eta": Real(0.000001, 1), "max_depth": Integer(4, 10), }
<b>is_multiseries</b>	False
<b>model_family</b>	ModelFamily.CATBOOST
<b>modifies_features</b>	True
<b>modifies_target</b>	False
<b>name</b>	CatBoost Regressor
<b>supported_problem_types</b>	[ ProblemTypes.REGRESSION, ProblemTypes.TIME_SERIES_REGRESSION, ]
<b>training_only</b>	False

## Methods

<i>clone</i>	Constructs a new component with the same parameters and random state.
<i>default_parameters</i>	Returns the default parameters for this component.
<i>describe</i>	Describe a component and its parameters.
<i>feature_importance</i>	Feature importance of fitted CatBoost regressor.
<i>fit</i>	Fits CatBoost regressor component to data.
<i>get_prediction_intervals</i>	Find the prediction intervals using the fitted regressor.
<i>load</i>	Loads component at file path.
<i>needs_fitting</i>	Returns boolean determining if component needs fitting before calling predict, predict_proba, transform, or feature_importances.
<i>parameters</i>	Returns the parameters which were used to initialize the component.
<i>predict</i>	Make predictions using the fitted CatBoost regressor.
<i>predict_proba</i>	Make probability estimates for labels.
<i>save</i>	Saves component at file path.
<i>update_parameters</i>	Updates the parameter dictionary of the component.

### **clone**(*self*)

Constructs a new component with the same parameters and random state.

**Returns** A new instance of this component with identical parameters and random state.

### **default\_parameters**(*cls*)

Returns the default parameters for this component.

Our convention is that `Component.default_parameters == Component().parameters`.

**Returns** Default parameters for this component.

**Return type** dict

### **describe**(*self*, *print\_name=False*, *return\_dict=False*)

Describe a component and its parameters.

**Parameters**

- **print\_name** (*bool, optional*) – whether to print name of component
- **return\_dict** (*bool, optional*) – whether to return description as dictionary in the format {"name": name, "parameters": parameters}

**Returns** Returns dictionary if return\_dict is True, else None.

**Return type** None or dict

**property feature\_importance**(*self*)

Feature importance of fitted CatBoost regressor.

**fit**(*self, X, y=None*)

Fits CatBoost regressor component to data.

**Parameters**

- **X** (*pd.DataFrame*) – The input training data of shape [n\_samples, n\_features].
- **y** (*pd.Series*) – The target training data of length [n\_samples].

**Returns** self

**get\_prediction\_intervals**(*self, X: pandas.DataFrame, y: Optional[pandas.Series] = None, coverage: List[float] = None, predictions: pandas.Series = None*) → Dict[str, pandas.Series]

Find the prediction intervals using the fitted regressor.

This function takes the predictions of the fitted estimator and calculates the rolling standard deviation across all predictions using a window size of 5. The lower and upper predictions are determined by taking the percent point (quantile) function of the lower tail probability at each bound multiplied by the rolling standard deviation.

**Parameters**

- **X** (*pd.DataFrame*) – Data of shape [n\_samples, n\_features].
- **y** (*pd.Series*) – Target data. Ignored.
- **coverage** (*list[float]*) – A list of floats between the values 0 and 1 that the upper and lower bounds of the prediction interval should be calculated for.
- **predictions** (*pd.Series*) – Optional list of predictions to use. If None, will generate predictions using X.

**Returns** Prediction intervals, keys are in the format {coverage}\_lower or {coverage}\_upper.

**Return type** dict

**Raises** **MethodPropertyNotFoundError** – If the estimator does not support Time Series Regression as a problem type.

**static load**(*file\_path*)

Loads component at file path.

**Parameters** **file\_path** (*str*) – Location to load file.

**Returns** ComponentBase object

**needs\_fitting**(*self*)

Returns boolean determining if component needs fitting before calling predict, predict\_proba, transform, or feature\_importances.

This can be overridden to False for components that do not need to be fit or whose fit methods do nothing.

**Returns** True.

**property parameters**(*self*)

Returns the parameters which were used to initialize the component.

**predict**(*self*, *X*)

Make predictions using the fitted CatBoost regressor.

**Parameters** *X* (*pd.DataFrame*) – Data of shape [n\_samples, n\_features].

**Returns** Predicted values.

**Return type** *pd.DataFrame*

**predict\_proba**(*self*, *X*: *pandas.DataFrame*) → *pandas.Series*

Make probability estimates for labels.

**Parameters** *X* (*pd.DataFrame*) – Features.

**Returns** Probability estimates.

**Return type** *pd.Series*

**Raises** **MethodPropertyNotFoundError** – If estimator does not have a `predict_proba` method or a `component_obj` that implements `predict_proba`.

**save**(*self*, *file\_path*, *pickle\_protocol=cloudpickle.DEFAULT\_PROTOCOL*)

Saves component at file path.

**Parameters**

- **file\_path** (*str*) – Location to save file.
- **pickle\_protocol** (*int*) – The pickle data stream format.

**update\_parameters**(*self*, *update\_dict*, *reset\_fit=True*)

Updates the parameter dictionary of the component.

**Parameters**

- **update\_dict** (*dict*) – A dict of parameters to update.
- **reset\_fit** (*bool*, *optional*) – If True, will set `_is_fitted` to False.

**class** `evalml.pipelines.components.ComponentBase`(*parameters=None*, *component\_obj=None*, *random\_seed=0*, *\*\*kwargs*)

Base class for all components.

**Parameters**

- **parameters** (*dict*) – Dictionary of parameters for the component. Defaults to None.
- **component\_obj** (*obj*) – Third-party objects useful in component implementation. Defaults to None.
- **random\_seed** (*int*) – Seed for the random number generator. Defaults to 0.

**Attributes**

<b>is_multiseries</b>	False
-----------------------	-------

**Methods**

<code>clone</code>	Constructs a new component with the same parameters and random state.
<code>default_parameters</code>	Returns the default parameters for this component.
<code>describe</code>	Describe a component and its parameters.
<code>fit</code>	Fits component to data.
<code>load</code>	Loads component at file path.
<code>modifies_features</code>	Returns whether this component modifies (subsets or transforms) the features variable during transform.
<code>modifies_target</code>	Returns whether this component modifies (subsets or transforms) the target variable during transform.
<code>name</code>	Returns string name of this component.
<code>needs_fitting</code>	Returns boolean determining if component needs fitting before calling predict, predict_proba, transform, or feature_importances.
<code>parameters</code>	Returns the parameters which were used to initialize the component.
<code>save</code>	Saves component at file path.
<code>training_only</code>	Returns whether or not this component should be evaluated during training-time only, or during both training and prediction time.
<code>update_parameters</code>	Updates the parameter dictionary of the component.

**clone**(*self*)

Constructs a new component with the same parameters and random state.

**Returns** A new instance of this component with identical parameters and random state.

**default\_parameters**(*cls*)

Returns the default parameters for this component.

Our convention is that `Component.default_parameters == Component().parameters`.

**Returns** Default parameters for this component.

**Return type** dict

**describe**(*self*, *print\_name=False*, *return\_dict=False*)

Describe a component and its parameters.

**Parameters**

- **print\_name** (*bool*, *optional*) – whether to print name of component
- **return\_dict** (*bool*, *optional*) – whether to return description as dictionary in the format {"name": name, "parameters": parameters}

**Returns** Returns dictionary if `return_dict` is True, else None.

**Return type** None or dict

**fit**(*self*, *X*, *y=None*)

Fits component to data.

**Parameters**

- **X** (*pd.DataFrame*) – The input training data of shape [n\_samples, n\_features]
- **y** (*pd.Series*, *optional*) – The target training data of length [n\_samples]

**Returns** self



**Raises `MethodPropertyNotFoundError`** – If component does not have a fit method or a component\_obj that implements fit.

**static load(*file\_path*)**

Loads component at file path.

**Parameters** `file_path` (*str*) – Location to load file.

**Returns** ComponentBase object

**property modifies\_features(*cls*)**

Returns whether this component modifies (subsets or transforms) the features variable during transform.

For Estimator objects, this attribute determines if the return value from *predict* or *predict\_proba* should be used as features or targets.

**property modifies\_target(*cls*)**

Returns whether this component modifies (subsets or transforms) the target variable during transform.

For Estimator objects, this attribute determines if the return value from *predict* or *predict\_proba* should be used as features or targets.

**property name(*cls*)**

Returns string name of this component.

**needs\_fitting(*self*)**

Returns boolean determining if component needs fitting before calling predict, predict\_proba, transform, or feature\_importances.

This can be overridden to False for components that do not need to be fit or whose fit methods do nothing.

**Returns** True.

**property parameters(*self*)**

Returns the parameters which were used to initialize the component.

**save(*self*, *file\_path*, *pickle\_protocol*=cloudpickle.DEFAULT\_PROTOCOL)**

Saves component at file path.

**Parameters**

- **file\_path** (*str*) – Location to save file.
- **pickle\_protocol** (*int*) – The pickle data stream format.

**property training\_only(*cls*)**

Returns whether or not this component should be evaluated during training-time only, or during both training and prediction time.

**update\_parameters(*self*, *update\_dict*, *reset\_fit*=True)**

Updates the parameter dictionary of the component.

**Parameters**

- **update\_dict** (*dict*) – A dict of parameters to update.
- **reset\_fit** (*bool*, *optional*) – If True, will set *\_is\_fitted* to False.

**class evalml.pipelines.components.ComponentBaseMeta**

Metaclass that overrides creating a new component by wrapping methods with validators and setters.

**Attributes**

<b>FIT_METHODS</b>	['fit', 'fit_transform']
<b>METHODS_TO_CHECK</b>	['predict', 'predict_proba', 'transform', 'inverse_transform', 'get_trend_dataframe']
<b>PROPERTIES_TO_CHECK</b>	['feature_importance']

## Methods

<code>check_for_fit</code>	<code>check_for_fit</code> wraps a method that validates if <code>self.is_fitted</code> is <code>True</code> .
<code>register</code>	Register a virtual subclass of an ABC.
<code>set_fit</code>	Wrapper for the fit method.

**classmethod** `check_for_fit(cls, method)`

`check_for_fit` wraps a method that validates if `self.is_fitted` is `True`.

It raises an exception if `False` and calls and returns the wrapped method if `True`.

**Parameters** `method` (*callable*) – Method to wrap.

**Returns** The wrapped method.

**Raises** `ComponentNotYetFittedError` – If component is not yet fitted.

**register**(*cls, subclass*)

Register a virtual subclass of an ABC.

Returns the subclass, to allow usage as a class decorator.

**classmethod** `set_fit(cls, method)`

Wrapper for the fit method.

**class** `evalml.pipelines.components.DateTimeFeaturizer(features_to_extract=None, encode_as_categories=False, time_index=None, random_seed=0, **kwargs)`

Transformer that can automatically extract features from datetime columns.

### Parameters

- **features\_to\_extract** (*list*) – List of features to extract. Valid options include “year”, “month”, “day\_of\_week”, “hour”. Defaults to `None`.
- **encode\_as\_categories** (*bool*) – Whether day-of-week and month features should be encoded as pandas “category” dtype. This allows OneHotEncoders to encode these features. Defaults to `False`.
- **time\_index** (*str*) – Name of the column containing the datetime information used to order the data. Ignored.
- **random\_seed** (*int*) – Seed for the random number generator. Defaults to 0.

### Attributes

<b>hyper-parameter_ranges</b>	{}
<b>is_multiseries</b>	False
<b>modifies_features</b>	True
<b>modifies_target</b>	False
<b>name</b>	DateTime Featurizer
<b>training_only</b>	False

## Methods

<i>clone</i>	Constructs a new component with the same parameters and random state.
<i>default_parameters</i>	Returns the default parameters for this component.
<i>describe</i>	Describe a component and its parameters.
<i>fit</i>	Fit the datetime featurizer component.
<i>fit_transform</i>	Fits on X and transforms X.
<i>get_feature_names</i>	Gets the categories of each datetime feature.
<i>load</i>	Loads component at file path.
<i>needs_fitting</i>	Returns boolean determining if component needs fitting before calling predict, predict_proba, transform, or feature_importances.
<i>parameters</i>	Returns the parameters which were used to initialize the component.
<i>save</i>	Saves component at file path.
<i>transform</i>	Transforms data X by creating new features using existing DateTime columns, and then dropping those DateTime columns.
<i>update_parameters</i>	Updates the parameter dictionary of the component.

### **clone**(*self*)

Constructs a new component with the same parameters and random state.

**Returns** A new instance of this component with identical parameters and random state.

### **default\_parameters**(*cls*)

Returns the default parameters for this component.

Our convention is that `Component.default_parameters == Component().parameters`.

**Returns** Default parameters for this component.

**Return type** dict

### **describe**(*self*, *print\_name=False*, *return\_dict=False*)

Describe a component and its parameters.

**Parameters**

- **print\_name** (*bool*, *optional*) – whether to print name of component
- **return\_dict** (*bool*, *optional*) – whether to return description as dictionary in the format {"name": name, "parameters": parameters}

**Returns** Returns dictionary if `return_dict` is `True`, else `None`.

**Return type** `None` or `dict`

**fit**(*self*, *X*, *y=None*)

Fit the datetime featurizer component.

**Parameters**

- **X** (*pd.DataFrame*) – Input features.
- **y** (*pd.Series*, *optional*) – Target data. Ignored.

**Returns** *self*

**fit\_transform**(*self*, *X*, *y=None*)

Fits on *X* and transforms *X*.

**Parameters**

- **X** (*pd.DataFrame*) – Data to fit and transform.
- **y** (*pd.Series*) – Target data.

**Returns** Transformed *X*.

**Return type** *pd.DataFrame*

**Raises** **MethodPropertyNotFoundError** – If transformer does not have a transform method or a `component_obj` that implements transform.

**get\_feature\_names**(*self*)

Gets the categories of each datetime feature.

**Returns**

Dictionary, where each key-value pair is a column name and a dictionary mapping the unique feature values to their integer encoding.

**Return type** `dict`

**static load**(*file\_path*)

Loads component at file path.

**Parameters** **file\_path** (*str*) – Location to load file.

**Returns** *ComponentBase* object

**needs\_fitting**(*self*)

Returns boolean determining if component needs fitting before calling `predict`, `predict_proba`, `transform`, or `feature_importances`.

This can be overridden to `False` for components that do not need to be fit or whose fit methods do nothing.

**Returns** `True`.

**property parameters**(*self*)

Returns the parameters which were used to initialize the component.

**save**(*self*, *file\_path*, *pickle\_protocol=cloudpickle.DEFAULT\_PROTOCOL*)

Saves component at file path.

**Parameters**

- **file\_path** (*str*) – Location to save file.

- **pickle\_protocol** (*int*) – The pickle data stream format.

**transform**(*self*, *X*, *y=None*)

Transforms data *X* by creating new features using existing DateTime columns, and then dropping those DateTime columns.

#### Parameters

- **X** (*pd.DataFrame*) – Input features.
- **y** (*pd.Series*, *optional*) – Ignored.

**Returns** Transformed *X*

**Return type** *pd.DataFrame*

**update\_parameters**(*self*, *update\_dict*, *reset\_fit=True*)

Updates the parameter dictionary of the component.

#### Parameters

- **update\_dict** (*dict*) – A dict of parameters to update.
- **reset\_fit** (*bool*, *optional*) – If True, will set *\_is\_fitted* to False.

```
class evalml.pipelines.components.DecisionTreeClassifier(criterion='gini', max_features='sqrt',
                                                         max_depth=6, min_samples_split=2,
                                                         min_weight_fraction_leaf=0.0,
                                                         random_seed=0, **kwargs)
```

Decision Tree Classifier.

#### Parameters

- **criterion** (*{ "gini", "entropy" }*) – The function to measure the quality of a split. Supported criteria are “gini” for the Gini impurity and “entropy” for the information gain. Defaults to “gini”.
- **max\_features** (*int, float or { "sqrt", "log2" }*) – The number of features to consider when looking for the best split:
  - If *int*, then consider *max\_features* features at each split.
  - If *float*, then *max\_features* is a fraction and *int(max\_features \* n\_features)* features are considered at each split.
  - If “sqrt”, then *max\_features*=*sqrt(n\_features)*.
  - If “log2”, then *max\_features*=*log2(n\_features)*.
  - If *None*, then *max\_features* = *n\_features*.

The search for a split does not stop until at least one valid partition of the node samples is found, even if it requires to effectively inspect more than *max\_features* features.

- **max\_depth** (*int*) – The maximum depth of the tree. Defaults to 6.
- **min\_samples\_split** (*int or float*) – The minimum number of samples required to split an internal node:
  - If *int*, then consider *min\_samples\_split* as the minimum number.
  - If *float*, then *min\_samples\_split* is a fraction and *ceil(min\_samples\_split \* n\_samples)* are the minimum number of samples for each split.

Defaults to 2.

- **min\_weight\_fraction\_leaf** (*float*) – The minimum weighted fraction of the sum total of weights (of all the input samples) required to be at a leaf node. Defaults to 0.0.
- **random\_seed** (*int*) – Seed for the random number generator. Defaults to 0.

#### Attributes

<b>hyper-parameter_ranges</b>	{ “criterion”: [“gini”, “entropy”], “max_features”: [“sqrt”, “log2”], “max_depth”: Integer(4, 10), }
<b>is_multiseries</b>	False
<b>model_family</b>	ModelFamily.DECISION_TREE
<b>modifies_features</b>	True
<b>modifies_target</b>	False
<b>name</b>	Decision Tree Classifier
<b>supported_problem_types</b>	[ ProblemTypes.BINARY, ProblemTypes.MULTICLASS, ProblemTypes.TIME_SERIES_BINARY, ProblemTypes.TIME_SERIES_MULTICLASS, ]
<b>training_only</b>	False

#### Methods

<i>clone</i>	Constructs a new component with the same parameters and random state.
<i>default_parameters</i>	Returns the default parameters for this component.
<i>describe</i>	Describe a component and its parameters.
<i>feature_importance</i>	Returns importance associated with each feature.
<i>fit</i>	Fits estimator to data.
<i>get_prediction_intervals</i>	Find the prediction intervals using the fitted regressor.
<i>load</i>	Loads component at file path.
<i>needs_fitting</i>	Returns boolean determining if component needs fitting before calling predict, predict_proba, transform, or feature_importances.
<i>parameters</i>	Returns the parameters which were used to initialize the component.
<i>predict</i>	Make predictions using selected features.
<i>predict_proba</i>	Make probability estimates for labels.
<i>save</i>	Saves component at file path.
<i>update_parameters</i>	Updates the parameter dictionary of the component.

#### **clone**(*self*)

Constructs a new component with the same parameters and random state.

**Returns** A new instance of this component with identical parameters and random state.

#### **default\_parameters**(*cls*)

Returns the default parameters for this component.

Our convention is that `Component.default_parameters == Component().parameters`.

**Returns** Default parameters for this component.

**Return type** dict

**describe**(*self*, *print\_name=False*, *return\_dict=False*)

Describe a component and its parameters.

**Parameters**

- **print\_name** (*bool*, *optional*) – whether to print name of component
- **return\_dict** (*bool*, *optional*) – whether to return description as dictionary in the format {"name": name, "parameters": parameters}

**Returns** Returns dictionary if return\_dict is True, else None.

**Return type** None or dict

**property feature\_importance**(*self*) → pandas.Series

Returns importance associated with each feature.

**Returns** Importance associated with each feature.

**Return type** np.ndarray

**Raises** **MethodPropertyNotFoundError** – If estimator does not have a feature\_importance method or a component\_obj that implements feature\_importance.

**fit**(*self*, *X: pandas.DataFrame*, *y: Optional[pandas.Series] = None*)

Fits estimator to data.

**Parameters**

- **X** (*pd.DataFrame*) – The input training data of shape [n\_samples, n\_features].
- **y** (*pd.Series*, *optional*) – The target training data of length [n\_samples].

**Returns** self

**get\_prediction\_intervals**(*self*, *X: pandas.DataFrame*, *y: Optional[pandas.Series] = None*, *coverage: List[float] = None*, *predictions: pandas.Series = None*) → Dict[str, pandas.Series]

Find the prediction intervals using the fitted regressor.

This function takes the predictions of the fitted estimator and calculates the rolling standard deviation across all predictions using a window size of 5. The lower and upper predictions are determined by taking the percent point (quantile) function of the lower tail probability at each bound multiplied by the rolling standard deviation.

**Parameters**

- **X** (*pd.DataFrame*) – Data of shape [n\_samples, n\_features].
- **y** (*pd.Series*) – Target data. Ignored.
- **coverage** (*list[float]*) – A list of floats between the values 0 and 1 that the upper and lower bounds of the prediction interval should be calculated for.
- **predictions** (*pd.Series*) – Optional list of predictions to use. If None, will generate predictions using X.

**Returns** Prediction intervals, keys are in the format {coverage}\_lower or {coverage}\_upper.

**Return type** dict

**Raises** **MethodPropertyNotFoundError** – If the estimator does not support Time Series Regression as a problem type.

**static load**(*file\_path*)

Loads component at file path.

**Parameters** *file\_path* (*str*) – Location to load file.

**Returns** ComponentBase object

**needs\_fitting**(*self*)

Returns boolean determining if component needs fitting before calling predict, predict\_proba, transform, or feature\_importances.

This can be overridden to False for components that do not need to be fit or whose fit methods do nothing.

**Returns** True.

**property parameters**(*self*)

Returns the parameters which were used to initialize the component.

**predict**(*self*, *X*: *pandas.DataFrame*) → *pandas.Series*

Make predictions using selected features.

**Parameters** *X* (*pd.DataFrame*) – Data of shape [n\_samples, n\_features].

**Returns** Predicted values.

**Return type** *pd.Series*

**Raises** **MethodPropertyNotFoundError** – If estimator does not have a predict method or a component\_obj that implements predict.

**predict\_proba**(*self*, *X*: *pandas.DataFrame*) → *pandas.Series*

Make probability estimates for labels.

**Parameters** *X* (*pd.DataFrame*) – Features.

**Returns** Probability estimates.

**Return type** *pd.Series*

**Raises** **MethodPropertyNotFoundError** – If estimator does not have a predict\_proba method or a component\_obj that implements predict\_proba.

**save**(*self*, *file\_path*, *pickle\_protocol*=*cloudpickle.DEFAULT\_PROTOCOL*)

Saves component at file path.

**Parameters**

- **file\_path** (*str*) – Location to save file.
- **pickle\_protocol** (*int*) – The pickle data stream format.

**update\_parameters**(*self*, *update\_dict*, *reset\_fit*=*True*)

Updates the parameter dictionary of the component.

**Parameters**

- **update\_dict** (*dict*) – A dict of parameters to update.
- **reset\_fit** (*bool*, *optional*) – If True, will set *\_is\_fitted* to False.

```
class evalml.pipelines.components.DecisionTreeRegressor(criterion='squared_error',
                                                         max_features='sqrt', max_depth=6,
                                                         min_samples_split=2,
                                                         min_weight_fraction_leaf=0.0,
                                                         random_seed=0, **kwargs)
```



Decision Tree Regressor.

### Parameters

- **criterion** (*{"squared\_error", "friedman\_mse", "absolute\_error", "poisson"}*) – The function to measure the quality of a split. Supported criteria are:
  - "squared\_error" for the mean squared error, which is equal to variance reduction as feature selection criterion and minimizes the L2 loss using the mean of each terminal node
  - "friedman\_mse", which uses mean squared error with Friedman's improvement score for potential splits
  - "absolute\_error" for the mean absolute error, which minimizes the L1 loss using the median of each terminal node,
  - "poisson" which uses reduction in Poisson deviance to find splits.

- **max\_features** (*int, float or {"sqrt", "log2"}*) – The number of features to consider when looking for the best split:
  - If int, then consider max\_features features at each split.
  - If float, then max\_features is a fraction and  $\text{int}(\text{max\_features} * \text{n\_features})$  features are considered at each split.
  - If "sqrt", then  $\text{max\_features} = \sqrt{\text{n\_features}}$ .
  - If "log2", then  $\text{max\_features} = \log_2(\text{n\_features})$ .
  - If None, then  $\text{max\_features} = \text{n\_features}$ .

The search for a split does not stop until at least one valid partition of the node samples is found, even if it requires to effectively inspect more than max\_features features.

- **max\_depth** (*int*) – The maximum depth of the tree. Defaults to 6.
- **min\_samples\_split** (*int or float*) – The minimum number of samples required to split an internal node:
  - If int, then consider min\_samples\_split as the minimum number.
  - If float, then min\_samples\_split is a fraction and  $\text{ceil}(\text{min\_samples\_split} * \text{n\_samples})$  are the minimum number of samples for each split.

Defaults to 2.

- **min\_weight\_fraction\_leaf** (*float*) – The minimum weighted fraction of the sum total of weights (of all the input samples) required to be at a leaf node. Defaults to 0.0.
- **random\_seed** (*int*) – Seed for the random number generator. Defaults to 0.

### Attributes

<b>hyper-parameter_ranges</b>	{ "criterion": ["squared_error", "friedman_mse", "absolute_error"], "max_features": ["sqrt", "log2"], "max_depth": Integer(4, 10), }
<b>is_multiseries</b>	False
<b>model_family</b>	ModelFamily.DECISION_TREE
<b>modifies_features</b>	True
<b>modifies_target</b>	False
<b>name</b>	Decision Tree Regressor
<b>supported_problem_types</b>	[ ProblemTypes.REGRESSION, ProblemTypes.TIME_SERIES_REGRESSION, ]
<b>training_only</b>	False

## Methods

<a href="#"><i>clone</i></a>	Constructs a new component with the same parameters and random state.
<a href="#"><i>default_parameters</i></a>	Returns the default parameters for this component.
<a href="#"><i>describe</i></a>	Describe a component and its parameters.
<a href="#"><i>feature_importance</i></a>	Returns importance associated with each feature.
<a href="#"><i>fit</i></a>	Fits estimator to data.
<a href="#"><i>get_prediction_intervals</i></a>	Find the prediction intervals using the fitted regressor.
<a href="#"><i>load</i></a>	Loads component at file path.
<a href="#"><i>needs_fitting</i></a>	Returns boolean determining if component needs fitting before calling predict, predict_proba, transform, or feature_importances.
<a href="#"><i>parameters</i></a>	Returns the parameters which were used to initialize the component.
<a href="#"><i>predict</i></a>	Make predictions using selected features.
<a href="#"><i>predict_proba</i></a>	Make probability estimates for labels.
<a href="#"><i>save</i></a>	Saves component at file path.
<a href="#"><i>update_parameters</i></a>	Updates the parameter dictionary of the component.

### **clone**(*self*)

Constructs a new component with the same parameters and random state.

**Returns** A new instance of this component with identical parameters and random state.

### **default\_parameters**(*cls*)

Returns the default parameters for this component.

Our convention is that `Component.default_parameters == Component().parameters`.

**Returns** Default parameters for this component.

**Return type** dict

### **describe**(*self*, *print\_name=False*, *return\_dict=False*)

Describe a component and its parameters.

**Parameters**

- **print\_name** (*bool, optional*) – whether to print name of component
- **return\_dict** (*bool, optional*) – whether to return description as dictionary in the format {"name": name, "parameters": parameters}

**Returns** Returns dictionary if return\_dict is True, else None.

**Return type** None or dict

**property feature\_importance**(*self*) → pandas.Series

Returns importance associated with each feature.

**Returns** Importance associated with each feature.

**Return type** np.ndarray

**Raises MethodPropertyNotFoundError** – If estimator does not have a feature\_importance method or a component\_obj that implements feature\_importance.

**fit**(*self, X: pandas.DataFrame, y: Optional[pandas.Series] = None*)

Fits estimator to data.

**Parameters**

- **X** (*pd.DataFrame*) – The input training data of shape [n\_samples, n\_features].
- **y** (*pd.Series, optional*) – The target training data of length [n\_samples].

**Returns** self

**get\_prediction\_intervals**(*self, X: pandas.DataFrame, y: Optional[pandas.Series] = None, coverage: List[float] = None, predictions: pandas.Series = None*) → Dict[str, pandas.Series]

Find the prediction intervals using the fitted regressor.

This function takes the predictions of the fitted estimator and calculates the rolling standard deviation across all predictions using a window size of 5. The lower and upper predictions are determined by taking the percent point (quantile) function of the lower tail probability at each bound multiplied by the rolling standard deviation.

**Parameters**

- **X** (*pd.DataFrame*) – Data of shape [n\_samples, n\_features].
- **y** (*pd.Series*) – Target data. Ignored.
- **coverage** (*list[float]*) – A list of floats between the values 0 and 1 that the upper and lower bounds of the prediction interval should be calculated for.
- **predictions** (*pd.Series*) – Optional list of predictions to use. If None, will generate predictions using X.

**Returns** Prediction intervals, keys are in the format {coverage}\_lower or {coverage}\_upper.

**Return type** dict

**Raises MethodPropertyNotFoundError** – If the estimator does not support Time Series Regression as a problem type.

**static load**(*file\_path*)

Loads component at file path.

**Parameters** **file\_path** (*str*) – Location to load file.

**Returns** ComponentBase object

**needs\_fitting**(*self*)

Returns boolean determining if component needs fitting before calling predict, predict\_proba, transform, or feature\_importances.

This can be overridden to False for components that do not need to be fit or whose fit methods do nothing.

**Returns** True.

**property parameters**(*self*)

Returns the parameters which were used to initialize the component.

**predict**(*self*, *X*: *pandas.DataFrame*) → *pandas.Series*

Make predictions using selected features.

**Parameters** *X* (*pd.DataFrame*) – Data of shape [n\_samples, n\_features].

**Returns** Predicted values.

**Return type** *pd.Series*

**Raises** **MethodPropertyNotFoundError** – If estimator does not have a predict method or a component\_obj that implements predict.

**predict\_proba**(*self*, *X*: *pandas.DataFrame*) → *pandas.Series*

Make probability estimates for labels.

**Parameters** *X* (*pd.DataFrame*) – Features.

**Returns** Probability estimates.

**Return type** *pd.Series*

**Raises** **MethodPropertyNotFoundError** – If estimator does not have a predict\_proba method or a component\_obj that implements predict\_proba.

**save**(*self*, *file\_path*, *pickle\_protocol*=*cloudpickle.DEFAULT\_PROTOCOL*)

Saves component at file path.

**Parameters**

- **file\_path** (*str*) – Location to save file.
- **pickle\_protocol** (*int*) – The pickle data stream format.

**update\_parameters**(*self*, *update\_dict*, *reset\_fit*=*True*)

Updates the parameter dictionary of the component.

**Parameters**

- **update\_dict** (*dict*) – A dict of parameters to update.
- **reset\_fit** (*bool*, *optional*) – If True, will set *\_is\_fitted* to False.

**class** evalml.pipelines.components.**DFSTransformer**(*index*='index', *features*=None, *random\_seed*=0, *\*\*kwargs*)

Featuretools DFS component that generates features for the input features.

**Parameters**

- **index** (*string*) – The name of the column that contains the indices. If no column with this name exists, then featuretools.EntitySet() creates a column with this name to serve as the index column. Defaults to 'index'.
- **random\_seed** (*int*) – Seed for the random number generator. Defaults to 0.

- **features** (*List*) – List of features to run DFS on. Defaults to None. Features will only be computed if the columns used by the feature exist in the input and if the feature itself is not in input. If features is an empty list, no transformation will occur to inputted data.

#### Attributes

<b>hyper-parameter_ranges</b>	{}
<b>is_multiseries</b>	False
<b>modifies_features</b>	True
<b>modifies_target</b>	False
<b>name</b>	DFS Transformer
<b>training_only</b>	False

#### Methods

<i>clone</i>	Constructs a new component with the same parameters and random state.
<i>contains_pre_existing_features</i>	Determines whether or not features from a DFS Transformer match pipeline input features.
<i>default_parameters</i>	Returns the default parameters for this component.
<i>describe</i>	Describe a component and its parameters.
<i>fit</i>	Fits the DFSTransformer Transformer component.
<i>fit_transform</i>	Fits on X and transforms X.
<i>load</i>	Loads component at file path.
<i>needs_fitting</i>	Returns boolean determining if component needs fitting before calling predict, predict_proba, transform, or feature_importances.
<i>parameters</i>	Returns the parameters which were used to initialize the component.
<i>save</i>	Saves component at file path.
<i>transform</i>	Computes the feature matrix for the input X using featuretools' dfs algorithm.
<i>update_parameters</i>	Updates the parameter dictionary of the component.

#### **clone**(*self*)

Constructs a new component with the same parameters and random state.

**Returns** A new instance of this component with identical parameters and random state.

**static contains\_pre\_existing\_features**(*dfs\_features*: *Optional*[*List*[*featuretools.feature\_base.FeatureBase*]], *input\_feature\_names*: *List*[*str*], *target*: *Optional*[*str*] = *None*)

Determines whether or not features from a DFS Transformer match pipeline input features.

#### Parameters

- **dfs\_features** (*Optional*[*List*[*FeatureBase*]]) – List of features output from a DFS Transformer.

- **input\_feature\_names** (*List[str]*) – List of input features into the DFS Transformer.
- **target** (*Optional[str]*) – The target whose values we are trying to predict. This is used to know which column to ignore if the target column is present in the list of features in the DFS Transformer’s parameters.

**default\_parameters**(*cls*)

Returns the default parameters for this component.

Our convention is that `Component.default_parameters == Component().parameters`.

**Returns** Default parameters for this component.

**Return type** dict

**describe**(*self*, *print\_name=False*, *return\_dict=False*)

Describe a component and its parameters.

**Parameters**

- **print\_name** (*bool*, *optional*) – whether to print name of component
- **return\_dict** (*bool*, *optional*) – whether to return description as dictionary in the format {“name”: name, “parameters”: parameters}

**Returns** Returns dictionary if `return_dict` is `True`, else `None`.

**Return type** None or dict

**fit**(*self*, *X*, *y=None*)

Fits the DFSTransformer Transformer component.

**Parameters**

- **X** (*pd.DataFrame*, *np.array*) – The input data to transform, of shape [n\_samples, n\_features].
- **y** (*pd.Series*) – The target training data of length [n\_samples].

**Returns** self

**fit\_transform**(*self*, *X*, *y=None*)

Fits on X and transforms X.

**Parameters**

- **X** (*pd.DataFrame*) – Data to fit and transform.
- **y** (*pd.Series*) – Target data.

**Returns** Transformed X.

**Return type** pd.DataFrame

**Raises** **MethodPropertyNotFoundError** – If transformer does not have a transform method or a `component_obj` that implements transform.

**static load**(*file\_path*)

Loads component at file path.

**Parameters** **file\_path** (*str*) – Location to load file.

**Returns** ComponentBase object

**needs\_fitting**(*self*)

Returns boolean determining if component needs fitting before calling predict, predict\_proba, transform, or feature\_importances.

This can be overridden to False for components that do not need to be fit or whose fit methods do nothing.

**Returns** True.

**property parameters**(*self*)

Returns the parameters which were used to initialize the component.

**save**(*self*, *file\_path*, *pickle\_protocol=cloudpickle.DEFAULT\_PROTOCOL*)

Saves component at file path.

**Parameters**

- **file\_path** (*str*) – Location to save file.
- **pickle\_protocol** (*int*) – The pickle data stream format.

**transform**(*self*, *X*, *y=None*)

Computes the feature matrix for the input X using featuretools' dfs algorithm.

**Parameters**

- **X** (*pd.DataFrame* or *np.ndarray*) – The input training data to transform. Has shape [n\_samples, n\_features]
- **y** (*pd.Series*, *optional*) – Ignored.

**Returns** Feature matrix

**Return type** pd.DataFrame

**update\_parameters**(*self*, *update\_dict*, *reset\_fit=True*)

Updates the parameter dictionary of the component.

**Parameters**

- **update\_dict** (*dict*) – A dict of parameters to update.
- **reset\_fit** (*bool*, *optional*) – If True, will set *\_is\_fitted* to False.

**class evalml.pipelines.components.DropColumns**(*columns=None*, *random\_seed=0*, *\*\*kwargs*)

Drops specified columns in input data.

**Parameters**

- **columns** (*list(string)*) – List of column names, used to determine which columns to drop.
- **random\_seed** (*int*) – Seed for the random number generator. Defaults to 0.

**Attributes**

<b>hyper-parameter_ranges</b>	{}
<b>is_multiseries</b>	False
<b>modifies_features</b>	True
<b>modifies_target</b>	False
<b>name</b>	Drop Columns Transformer
<b>needs_fitting</b>	False
<b>training_only</b>	False

## Methods

<i>clone</i>	Constructs a new component with the same parameters and random state.
<i>default_parameters</i>	Returns the default parameters for this component.
<i>describe</i>	Describe a component and its parameters.
<i>fit</i>	Fits the transformer by checking if column names are present in the dataset.
<i>fit_transform</i>	Fits on X and transforms X.
<i>load</i>	Loads component at file path.
<i>parameters</i>	Returns the parameters which were used to initialize the component.
<i>save</i>	Saves component at file path.
<i>transform</i>	Transforms data X by dropping columns.
<i>update_parameters</i>	Updates the parameter dictionary of the component.

### **clone**(*self*)

Constructs a new component with the same parameters and random state.

**Returns** A new instance of this component with identical parameters and random state.

### **default\_parameters**(*cls*)

Returns the default parameters for this component.

Our convention is that `Component.default_parameters == Component().parameters`.

**Returns** Default parameters for this component.

**Return type** dict

### **describe**(*self*, *print\_name=False*, *return\_dict=False*)

Describe a component and its parameters.

#### **Parameters**

- **print\_name** (*bool*, *optional*) – whether to print name of component
- **return\_dict** (*bool*, *optional*) – whether to return description as dictionary in the format {"name": name, "parameters": parameters}

**Returns** Returns dictionary if `return_dict` is True, else None.

**Return type** None or dict



**fit**(*self*, *X*, *y=None*)

Fits the transformer by checking if column names are present in the dataset.

**Parameters**

- **X** (*pd.DataFrame*) – Data to check.
- **y** (*pd.Series*, *ignored*) – Targets.

**Returns** *self*

**fit\_transform**(*self*, *X*, *y=None*)

Fits on X and transforms X.

**Parameters**

- **X** (*pd.DataFrame*) – Data to fit and transform.
- **y** (*pd.Series*) – Target data.

**Returns** Transformed X.

**Return type** *pd.DataFrame*

**Raises** **MethodPropertyNotFoundError** – If transformer does not have a transform method or a *component\_obj* that implements transform.

**static load**(*file\_path*)

Loads component at file path.

**Parameters** **file\_path** (*str*) – Location to load file.

**Returns** ComponentBase object

**property parameters**(*self*)

Returns the parameters which were used to initialize the component.

**save**(*self*, *file\_path*, *pickle\_protocol=cloudpickle.DEFAULT\_PROTOCOL*)

Saves component at file path.

**Parameters**

- **file\_path** (*str*) – Location to save file.
- **pickle\_protocol** (*int*) – The pickle data stream format.

**transform**(*self*, *X*, *y=None*)

Transforms data X by dropping columns.

**Parameters**

- **X** (*pd.DataFrame*) – Data to transform.
- **y** (*pd.Series*, *optional*) – Targets.

**Returns** Transformed X.

**Return type** *pd.DataFrame*

**update\_parameters**(*self*, *update\_dict*, *reset\_fit=True*)

Updates the parameter dictionary of the component.

**Parameters**

- **update\_dict** (*dict*) – A dict of parameters to update.
- **reset\_fit** (*bool*, *optional*) – If True, will set *\_is\_fitted* to False.

```
class evalml.pipelines.components.DropNaNRowsTransformer(parameters=None, component_obj=None,
                                                         random_seed=0, **kwargs)
```

Transformer to drop rows with NaN values.

**Parameters** `random_seed` (*int*) – Seed for the random number generator. Is not used by this component. Defaults to 0.

#### Attributes

<b>hyper-parameter_ranges</b>	{}
<b>is_multiseries</b>	False
<b>modifies_features</b>	True
<b>modifies_target</b>	True
<b>name</b>	Drop NaN Rows Transformer
<b>training_only</b>	False

#### Methods

<code>clone</code>	Constructs a new component with the same parameters and random state.
<code>default_parameters</code>	Returns the default parameters for this component.
<code>describe</code>	Describe a component and its parameters.
<code>fit</code>	Fits component to data.
<code>fit_transform</code>	Fits on X and transforms X.
<code>load</code>	Loads component at file path.
<code>needs_fitting</code>	Returns boolean determining if component needs fitting before calling predict, predict_proba, transform, or feature_importances.
<code>parameters</code>	Returns the parameters which were used to initialize the component.
<code>save</code>	Saves component at file path.
<code>transform</code>	Transforms data using fitted component.
<code>update_parameters</code>	Updates the parameter dictionary of the component.

#### `clone(self)`

Constructs a new component with the same parameters and random state.

**Returns** A new instance of this component with identical parameters and random state.

#### `default_parameters(cls)`

Returns the default parameters for this component.

Our convention is that `Component.default_parameters == Component().parameters`.

**Returns** Default parameters for this component.

**Return type** dict

#### `describe(self, print_name=False, return_dict=False)`

Describe a component and its parameters.

**Parameters**

- **print\_name** (*bool*, *optional*) – whether to print name of component
- **return\_dict** (*bool*, *optional*) – whether to return description as dictionary in the format {"name": name, "parameters": parameters}

**Returns** Returns dictionary if return\_dict is True, else None.

**Return type** None or dict

**fit**(*self*, *X*, *y=None*)

Fits component to data.

**Parameters**

- **X** (*pd.DataFrame*) – The input training data of shape [n\_samples, n\_features].
- **y** (*pd.Series*, *optional*) – The target training data of length [n\_samples].

**Returns** self

**fit\_transform**(*self*, *X*, *y=None*)

Fits on X and transforms X.

**Parameters**

- **X** (*pd.DataFrame*) – Data to fit and transform.
- **y** (*pd.Series*) – Target data.

**Returns** Transformed X.

**Return type** pd.DataFrame

**Raises** **MethodPropertyNotFoundError** – If transformer does not have a transform method or a component\_obj that implements transform.

**static load**(*file\_path*)

Loads component at file path.

**Parameters** **file\_path** (*str*) – Location to load file.

**Returns** ComponentBase object

**needs\_fitting**(*self*)

Returns boolean determining if component needs fitting before calling predict, predict\_proba, transform, or feature\_importances.

This can be overridden to False for components that do not need to be fit or whose fit methods do nothing.

**Returns** True.

**property parameters**(*self*)

Returns the parameters which were used to initialize the component.

**save**(*self*, *file\_path*, *pickle\_protocol=cloudpickle.DEFAULT\_PROTOCOL*)

Saves component at file path.

**Parameters**

- **file\_path** (*str*) – Location to save file.
- **pickle\_protocol** (*int*) – The pickle data stream format.

**transform**(*self*, *X*, *y=None*)

Transforms data using fitted component.

**Parameters**

- **X** (*pd.DataFrame*) – Features.
- **y** (*pd.Series*, *optional*) – Target data.

**Returns** Data with NaN rows dropped.

**Return type** (*pd.DataFrame*, *pd.Series*)

**update\_parameters**(*self*, *update\_dict*, *reset\_fit=True*)

Updates the parameter dictionary of the component.

**Parameters**

- **update\_dict** (*dict*) – A dict of parameters to update.
- **reset\_fit** (*bool*, *optional*) – If True, will set *\_is\_fitted* to False.

**class** evalml.pipelines.components.**DropNullColumns**(*pct\_null\_threshold=1.0*, *random\_seed=0*,  
\*\**kwargs*)

Transformer to drop features whose percentage of NaN values exceeds a specified threshold.

**Parameters**

- **pct\_null\_threshold** (*float*) – The percentage of NaN values in an input feature to drop. Must be a value between [0, 1] inclusive. If equal to 0.0, will drop columns with any null values. If equal to 1.0, will drop columns with all null values. Defaults to 0.95.
- **random\_seed** (*int*) – Seed for the random number generator. Defaults to 0.

**Attributes**

<b>hyper-parameter_ranges</b>	{}
<b>is_multiseries</b>	False
<b>modifies_features</b>	True
<b>modifies_target</b>	False
<b>name</b>	Drop Null Columns Transformer
<b>training_only</b>	False

**Methods**

<code>clone</code>	Constructs a new component with the same parameters and random state.
<code>default_parameters</code>	Returns the default parameters for this component.
<code>describe</code>	Describe a component and its parameters.
<code>fit</code>	Fits component to data.
<code>fit_transform</code>	Fits on X and transforms X.
<code>load</code>	Loads component at file path.
<code>needs_fitting</code>	Returns boolean determining if component needs fitting before calling predict, predict_proba, transform, or feature_importances.
<code>parameters</code>	Returns the parameters which were used to initialize the component.
<code>save</code>	Saves component at file path.
<code>transform</code>	Transforms data X by dropping columns that exceed the threshold of null values.
<code>update_parameters</code>	Updates the parameter dictionary of the component.

**clone(self)**

Constructs a new component with the same parameters and random state.

**Returns** A new instance of this component with identical parameters and random state.

**default\_parameters(cls)**

Returns the default parameters for this component.

Our convention is that `Component.default_parameters == Component().parameters`.

**Returns** Default parameters for this component.

**Return type** dict

**describe(self, print\_name=False, return\_dict=False)**

Describe a component and its parameters.

**Parameters**

- **print\_name** (*bool, optional*) – whether to print name of component
- **return\_dict** (*bool, optional*) – whether to return description as dictionary in the format {"name": name, "parameters": parameters}

**Returns** Returns dictionary if return\_dict is True, else None.

**Return type** None or dict

**fit(self, X, y=None)**

Fits component to data.

**Parameters**

- **X** (*pd.DataFrame*) – The input training data of shape [n\_samples, n\_features].
- **y** (*pd.Series, optional*) – The target training data of length [n\_samples].

**Returns** self

**fit\_transform(self, X, y=None)**

Fits on X and transforms X.

**Parameters**

- **X** (*pd.DataFrame*) – Data to fit and transform.
- **y** (*pd.Series*) – Target data.

**Returns** Transformed X.

**Return type** *pd.DataFrame*

**Raises** **MethodPropertyNotFoundError** – If transformer does not have a transform method or a `component_obj` that implements transform.

**static load**(*file\_path*)

Loads component at file path.

**Parameters** **file\_path** (*str*) – Location to load file.

**Returns** ComponentBase object

**needs\_fitting**(*self*)

Returns boolean determining if component needs fitting before calling `predict`, `predict_proba`, `transform`, or `feature_importances`.

This can be overridden to False for components that do not need to be fit or whose fit methods do nothing.

**Returns** True.

**property parameters**(*self*)

Returns the parameters which were used to initialize the component.

**save**(*self*, *file\_path*, *pickle\_protocol=cloudpickle.DEFAULT\_PROTOCOL*)

Saves component at file path.

**Parameters**

- **file\_path** (*str*) – Location to save file.
- **pickle\_protocol** (*int*) – The pickle data stream format.

**transform**(*self*, *X*, *y=None*)

Transforms data X by dropping columns that exceed the threshold of null values.

**Parameters**

- **X** (*pd.DataFrame*) – Data to transform
- **y** (*pd.Series*, *optional*) – Ignored.

**Returns** Transformed X

**Return type** *pd.DataFrame*

**update\_parameters**(*self*, *update\_dict*, *reset\_fit=True*)

Updates the parameter dictionary of the component.

**Parameters**

- **update\_dict** (*dict*) – A dict of parameters to update.
- **reset\_fit** (*bool*, *optional*) – If True, will set `_is_fitted` to False.

**class** `evalml.pipelines.components.DropRowsTransformer`(*indices\_to\_drop=None*, *random\_seed=0*)

Transformer to drop rows specified by row indices.

**Parameters**

- **indices\_to\_drop** (*list*) – List of indices to drop in the input data. Defaults to None.

- **random\_seed** (*int*) – Seed for the random number generator. Is not used by this component. Defaults to 0.

#### Attributes

<b>hyper-parameter_ranges</b>	{}
<b>is_multiseries</b>	False
<b>modifies_features</b>	True
<b>modifies_target</b>	True
<b>name</b>	Drop Rows Transformer
<b>training_only</b>	True

#### Methods

<i>clone</i>	Constructs a new component with the same parameters and random state.
<i>default_parameters</i>	Returns the default parameters for this component.
<i>describe</i>	Describe a component and its parameters.
<i>fit</i>	Fits component to data.
<i>fit_transform</i>	Fits on X and transforms X.
<i>load</i>	Loads component at file path.
<i>needs_fitting</i>	Returns boolean determining if component needs fitting before calling predict, predict_proba, transform, or feature_importances.
<i>parameters</i>	Returns the parameters which were used to initialize the component.
<i>save</i>	Saves component at file path.
<i>transform</i>	Transforms data using fitted component.
<i>update_parameters</i>	Updates the parameter dictionary of the component.

#### **clone**(*self*)

Constructs a new component with the same parameters and random state.

**Returns** A new instance of this component with identical parameters and random state.

#### **default\_parameters**(*cls*)

Returns the default parameters for this component.

Our convention is that `Component.default_parameters == Component().parameters`.

**Returns** Default parameters for this component.

**Return type** dict

#### **describe**(*self*, *print\_name=False*, *return\_dict=False*)

Describe a component and its parameters.

**Parameters**

- **print\_name** (*bool*, *optional*) – whether to print name of component

- **return\_dict** (*bool, optional*) – whether to return description as dictionary in the format {"name": name, "parameters": parameters}

**Returns** Returns dictionary if return\_dict is True, else None.

**Return type** None or dict

**fit**(*self, X, y=None*)

Fits component to data.

**Parameters**

- **X** (*pd.DataFrame*) – The input training data of shape [n\_samples, n\_features].
- **y** (*pd.Series, optional*) – The target training data of length [n\_samples].

**Returns** self

**Raises** **ValueError** – If indices to drop do not exist in input features or target.

**fit\_transform**(*self, X, y=None*)

Fits on X and transforms X.

**Parameters**

- **X** (*pd.DataFrame*) – Data to fit and transform.
- **y** (*pd.Series*) – Target data.

**Returns** Transformed X.

**Return type** pd.DataFrame

**Raises** **MethodPropertyNotFoundError** – If transformer does not have a transform method or a component\_obj that implements transform.

**static load**(*file\_path*)

Loads component at file path.

**Parameters** **file\_path** (*str*) – Location to load file.

**Returns** ComponentBase object

**needs\_fitting**(*self*)

Returns boolean determining if component needs fitting before calling predict, predict\_proba, transform, or feature\_importances.

This can be overridden to False for components that do not need to be fit or whose fit methods do nothing.

**Returns** True.

**property parameters**(*self*)

Returns the parameters which were used to initialize the component.

**save**(*self, file\_path, pickle\_protocol=cloudpickle.DEFAULT\_PROTOCOL*)

Saves component at file path.

**Parameters**

- **file\_path** (*str*) – Location to save file.
- **pickle\_protocol** (*int*) – The pickle data stream format.



**transform**(*self*, *X*, *y=None*)

Transforms data using fitted component.

**Parameters**

- **X** (*pd.DataFrame*) – Features.
- **y** (*pd.Series*, *optional*) – Target data.

**Returns** Data with row indices dropped.

**Return type** (*pd.DataFrame*, *pd.Series*)

**update\_parameters**(*self*, *update\_dict*, *reset\_fit=True*)

Updates the parameter dictionary of the component.

**Parameters**

- **update\_dict** (*dict*) – A dict of parameters to update.
- **reset\_fit** (*bool*, *optional*) – If True, will set *\_is\_fitted* to False.

**class** evalml.pipelines.components.**ElasticNetClassifier**(*penalty='elasticnet'*, *C=1.0*, *l1\_ratio=0.15*, *multi\_class='auto'*, *solver='saga'*, *n\_jobs=-1*, *random\_seed=0*, *\*\*kwargs*)

Elastic Net Classifier. Uses Logistic Regression with elasticnet penalty as the base estimator.

**Parameters**

- **penalty** (*{"l1", "l2", "elasticnet", "none"}*) – The norm used in penalization. Defaults to “elasticnet”.
- **C** (*float*) – Inverse of regularization strength. Must be a positive float. Defaults to 1.0.
- **l1\_ratio** (*float*) – The mixing parameter, with  $0 \leq \text{l1\_ratio} \leq 1$ . Only used if *penalty='elasticnet'*. Setting *l1\_ratio=0* is equivalent to using *penalty='l2'*, while setting *l1\_ratio=1* is equivalent to using *penalty='l1'*. For  $0 < \text{l1\_ratio} < 1$ , the penalty is a combination of L1 and L2. Defaults to 0.15.
- **multi\_class** (*{"auto", "ovr", "multinomial"}*) – If the option chosen is “ovr”, then a binary problem is fit for each label. For “multinomial” the loss minimised is the multinomial loss fit across the entire probability distribution, even when the data is binary. “multinomial” is unavailable when *solver='liblinear'*. “auto” selects “ovr” if the data is binary, or if *solver='liblinear'*, and otherwise selects “multinomial”. Defaults to “auto”.
  - “newton-cg”, “lbfgs”, “sag” and “saga” handle L2 or no penalty
  - “liblinear” and “saga” also handle L1 penalty
  - “saga” also supports “elasticnet” penalty
  - “liblinear” does not support setting *penalty='none'*
 Defaults to “saga”.
- **n\_jobs** (*int*) – Number of parallel threads used to run xgboost. Note that creating thread contention will significantly slow down the algorithm. Defaults to -1.
- **random\_seed** (*int*) – Seed for the random number generator. Defaults to 0.

## Attributes

<b>hyper-parameter_ranges</b>	{ "C": Real(0.01, 10), "l1_ratio": Real(0, 1)}
<b>is_multiseries</b>	False
<b>model_family</b>	ModelFamily.LINEAR_MODEL
<b>modifies_features</b>	True
<b>modifies_target</b>	False
<b>name</b>	Elastic Net Classifier
<b>supported_problem_types</b>	[ ProblemTypes.BINARY, ProblemTypes.MULTICLASS, ProblemTypes.TIME_SERIES_BINARY, ProblemTypes.TIME_SERIES_MULTICLASS,]
<b>training_only</b>	False

## Methods

<i>clone</i>	Constructs a new component with the same parameters and random state.
<i>default_parameters</i>	Returns the default parameters for this component.
<i>describe</i>	Describe a component and its parameters.
<i>feature_importance</i>	Feature importance for fitted ElasticNet classifier.
<i>fit</i>	Fits ElasticNet classifier component to data.
<i>get_prediction_intervals</i>	Find the prediction intervals using the fitted regressor.
<i>load</i>	Loads component at file path.
<i>needs_fitting</i>	Returns boolean determining if component needs fitting before calling predict, predict_proba, transform, or feature_importances.
<i>parameters</i>	Returns the parameters which were used to initialize the component.
<i>predict</i>	Make predictions using selected features.
<i>predict_proba</i>	Make probability estimates for labels.
<i>save</i>	Saves component at file path.
<i>update_parameters</i>	Updates the parameter dictionary of the component.

**clone**(*self*)

Constructs a new component with the same parameters and random state.

**Returns** A new instance of this component with identical parameters and random state.

**default\_parameters**(*cls*)

Returns the default parameters for this component.

Our convention is that `Component.default_parameters == Component().parameters`.

**Returns** Default parameters for this component.

**Return type** dict

**describe**(*self*, *print\_name=False*, *return\_dict=False*)

Describe a component and its parameters.

**Parameters**

- **print\_name** (*bool, optional*) – whether to print name of component
- **return\_dict** (*bool, optional*) – whether to return description as dictionary in the format {"name": name, "parameters": parameters}

**Returns** Returns dictionary if return\_dict is True, else None.

**Return type** None or dict

**property feature\_importance**(*self*)

Feature importance for fitted ElasticNet classifier.

**fit**(*self, X, y*)

Fits ElasticNet classifier component to data.

**Parameters**

- **X** (*pd.DataFrame*) – The input training data of shape [n\_samples, n\_features].
- **y** (*pd.Series*) – The target training data of length [n\_samples].

**Returns** self

**get\_prediction\_intervals**(*self, X: pandas.DataFrame, y: Optional[pandas.Series] = None, coverage: List[float] = None, predictions: pandas.Series = None*) → Dict[str, pandas.Series]

Find the prediction intervals using the fitted regressor.

This function takes the predictions of the fitted estimator and calculates the rolling standard deviation across all predictions using a window size of 5. The lower and upper predictions are determined by taking the percent point (quantile) function of the lower tail probability at each bound multiplied by the rolling standard deviation.

**Parameters**

- **X** (*pd.DataFrame*) – Data of shape [n\_samples, n\_features].
- **y** (*pd.Series*) – Target data. Ignored.
- **coverage** (*list[float]*) – A list of floats between the values 0 and 1 that the upper and lower bounds of the prediction interval should be calculated for.
- **predictions** (*pd.Series*) – Optional list of predictions to use. If None, will generate predictions using X.

**Returns** Prediction intervals, keys are in the format {coverage}\_lower or {coverage}\_upper.

**Return type** dict

**Raises MethodPropertyNotFoundError** – If the estimator does not support Time Series Regression as a problem type.

**static load**(*file\_path*)

Loads component at file path.

**Parameters** **file\_path** (*str*) – Location to load file.

**Returns** ComponentBase object

**needs\_fitting**(*self*)

Returns boolean determining if component needs fitting before calling predict, predict\_proba, transform, or feature\_importances.

This can be overridden to False for components that do not need to be fit or whose fit methods do nothing.

**Returns** True.

**property parameters**(*self*)

Returns the parameters which were used to initialize the component.

**predict**(*self*, *X*: *pandas.DataFrame*) → *pandas.Series*

Make predictions using selected features.

**Parameters** *X* (*pd.DataFrame*) – Data of shape [n\_samples, n\_features].

**Returns** Predicted values.

**Return type** *pd.Series*

**Raises** **MethodPropertyNotFoundError** – If estimator does not have a predict method or a component\_obj that implements predict.

**predict\_proba**(*self*, *X*: *pandas.DataFrame*) → *pandas.Series*

Make probability estimates for labels.

**Parameters** *X* (*pd.DataFrame*) – Features.

**Returns** Probability estimates.

**Return type** *pd.Series*

**Raises** **MethodPropertyNotFoundError** – If estimator does not have a predict\_proba method or a component\_obj that implements predict\_proba.

**save**(*self*, *file\_path*, *pickle\_protocol*=*cloudpickle.DEFAULT\_PROTOCOL*)

Saves component at file path.

**Parameters**

- **file\_path** (*str*) – Location to save file.
- **pickle\_protocol** (*int*) – The pickle data stream format.

**update\_parameters**(*self*, *update\_dict*, *reset\_fit*=*True*)

Updates the parameter dictionary of the component.

**Parameters**

- **update\_dict** (*dict*) – A dict of parameters to update.
- **reset\_fit** (*bool*, *optional*) – If True, will set *\_is\_fitted* to False.

```
class evalml.pipelines.components.ElasticNetRegressor(alpha=0.0001, l1_ratio=0.15,  
                                                    max_iter=1000, random_seed=0, **kwargs)
```

Elastic Net Regressor.

**Parameters**

- **alpha** (*float*) – Constant that multiplies the penalty terms. Defaults to 0.0001.
- **l1\_ratio** (*float*) – The mixing parameter, with  $0 \leq \text{l1\_ratio} \leq 1$ . Only used if *penalty*='elasticnet'. Setting *l1\_ratio*=0 is equivalent to using *penalty*='l2', while setting *l1\_ratio*=1 is equivalent to using *penalty*='l1'. For  $0 < \text{l1\_ratio} < 1$ , the penalty is a combination of L1 and L2. Defaults to 0.15.

- **max\_iter** (*int*) – The maximum number of iterations. Defaults to 1000.
- **random\_seed** (*int*) – Seed for the random number generator. Defaults to 0.

#### Attributes

<b>hyper-parameter_ranges</b>	{ “alpha”: Real(0, 1), “l1_ratio”: Real(0, 1), }
<b>is_multiseries</b>	False
<b>model_family</b>	ModelFamily.LINEAR_MODEL
<b>modifies_features</b>	True
<b>modifies_target</b>	False
<b>name</b>	Elastic Net Regressor
<b>supported_problem_types</b>	[ ProblemTypes.REGRESSION, ProblemTypes.TIME_SERIES_REGRESSION, ]
<b>training_only</b>	False

#### Methods

<i>clone</i>	Constructs a new component with the same parameters and random state.
<i>default_parameters</i>	Returns the default parameters for this component.
<i>describe</i>	Describe a component and its parameters.
<i>feature_importance</i>	Feature importance for fitted ElasticNet regressor.
<i>fit</i>	Fits estimator to data.
<i>get_prediction_intervals</i>	Find the prediction intervals using the fitted regressor.
<i>load</i>	Loads component at file path.
<i>needs_fitting</i>	Returns boolean determining if component needs fitting before calling predict, predict_proba, transform, or feature_importances.
<i>parameters</i>	Returns the parameters which were used to initialize the component.
<i>predict</i>	Make predictions using selected features.
<i>predict_proba</i>	Make probability estimates for labels.
<i>save</i>	Saves component at file path.
<i>update_parameters</i>	Updates the parameter dictionary of the component.

#### **clone**(*self*)

Constructs a new component with the same parameters and random state.

**Returns** A new instance of this component with identical parameters and random state.

#### **default\_parameters**(*cls*)

Returns the default parameters for this component.

Our convention is that `Component.default_parameters == Component().parameters`.

**Returns** Default parameters for this component.

**Return type** dict

**describe**(*self*, *print\_name=False*, *return\_dict=False*)

Describe a component and its parameters.

**Parameters**

- **print\_name** (*bool*, *optional*) – whether to print name of component
- **return\_dict** (*bool*, *optional*) – whether to return description as dictionary in the format {"name": name, "parameters": parameters}

**Returns** Returns dictionary if return\_dict is True, else None.

**Return type** None or dict

**property feature\_importance**(*self*)

Feature importance for fitted ElasticNet regressor.

**fit**(*self*, *X: pandas.DataFrame*, *y: Optional[pandas.Series] = None*)

Fits estimator to data.

**Parameters**

- **X** (*pd.DataFrame*) – The input training data of shape [n\_samples, n\_features].
- **y** (*pd.Series*, *optional*) – The target training data of length [n\_samples].

**Returns** self

**get\_prediction\_intervals**(*self*, *X: pandas.DataFrame*, *y: Optional[pandas.Series] = None*, *coverage: List[float] = None*, *predictions: pandas.Series = None*) → Dict[str, pandas.Series]

Find the prediction intervals using the fitted regressor.

This function takes the predictions of the fitted estimator and calculates the rolling standard deviation across all predictions using a window size of 5. The lower and upper predictions are determined by taking the percent point (quantile) function of the lower tail probability at each bound multiplied by the rolling standard deviation.

**Parameters**

- **X** (*pd.DataFrame*) – Data of shape [n\_samples, n\_features].
- **y** (*pd.Series*) – Target data. Ignored.
- **coverage** (*list[float]*) – A list of floats between the values 0 and 1 that the upper and lower bounds of the prediction interval should be calculated for.
- **predictions** (*pd.Series*) – Optional list of predictions to use. If None, will generate predictions using X.

**Returns** Prediction intervals, keys are in the format {coverage}\_lower or {coverage}\_upper.

**Return type** dict

**Raises** **MethodPropertyNotFoundError** – If the estimator does not support Time Series Regression as a problem type.

**static load**(*file\_path*)

Loads component at file path.

**Parameters** **file\_path** (*str*) – Location to load file.

**Returns** ComponentBase object

**needs\_fitting(self)**

Returns boolean determining if component needs fitting before calling predict, predict\_proba, transform, or feature\_importances.

This can be overridden to False for components that do not need to be fit or whose fit methods do nothing.

**Returns** True.

**property parameters(self)**

Returns the parameters which were used to initialize the component.

**predict(self, X: pandas.DataFrame) → pandas.Series**

Make predictions using selected features.

**Parameters** **X** (*pd.DataFrame*) – Data of shape [n\_samples, n\_features].

**Returns** Predicted values.

**Return type** pd.Series

**Raises** **MethodPropertyNotFoundError** – If estimator does not have a predict method or a component\_obj that implements predict.

**predict\_proba(self, X: pandas.DataFrame) → pandas.Series**

Make probability estimates for labels.

**Parameters** **X** (*pd.DataFrame*) – Features.

**Returns** Probability estimates.

**Return type** pd.Series

**Raises** **MethodPropertyNotFoundError** – If estimator does not have a predict\_proba method or a component\_obj that implements predict\_proba.

**save(self, file\_path, pickle\_protocol=cloudpickle.DEFAULT\_PROTOCOL)**

Saves component at file path.

**Parameters**

- **file\_path** (*str*) – Location to save file.
- **pickle\_protocol** (*int*) – The pickle data stream format.

**update\_parameters(self, update\_dict, reset\_fit=True)**

Updates the parameter dictionary of the component.

**Parameters**

- **update\_dict** (*dict*) – A dict of parameters to update.
- **reset\_fit** (*bool*, *optional*) – If True, will set *\_is\_fitted* to False.

**class evalml.pipelines.components.EmailFeaturizer(random\_seed=0, \*\*kwargs)**

Transformer that can automatically extract features from emails.

**Parameters** **random\_seed** (*int*) – Seed for the random number generator. Defaults to 0.

**Attributes**

<b>hyper-parameter_ranges</b>	{}
<b>is_multiseries</b>	False
<b>modifies_features</b>	True
<b>modifies_target</b>	False
<b>name</b>	Email Featurizer
<b>training_only</b>	False

## Methods

<i>clone</i>	Constructs a new component with the same parameters and random state.
<i>default_parameters</i>	Returns the default parameters for this component.
<i>describe</i>	Describe a component and its parameters.
<i>fit</i>	Fits component to data.
<i>fit_transform</i>	Fits on X and transforms X.
<i>load</i>	Loads component at file path.
<i>needs_fitting</i>	Returns boolean determining if component needs fitting before calling predict, predict_proba, transform, or feature_importances.
<i>parameters</i>	Returns the parameters which were used to initialize the component.
<i>save</i>	Saves component at file path.
<i>transform</i>	Transforms data X.
<i>update_parameters</i>	Updates the parameter dictionary of the component.

### **clone**(*self*)

Constructs a new component with the same parameters and random state.

**Returns** A new instance of this component with identical parameters and random state.

### **default\_parameters**(*cls*)

Returns the default parameters for this component.

Our convention is that `Component.default_parameters == Component().parameters`.

**Returns** Default parameters for this component.

**Return type** dict

### **describe**(*self*, *print\_name=False*, *return\_dict=False*)

Describe a component and its parameters.

#### **Parameters**

- **print\_name** (*bool*, *optional*) – whether to print name of component
- **return\_dict** (*bool*, *optional*) – whether to return description as dictionary in the format {"name": name, "parameters": parameters}

**Returns** Returns dictionary if `return_dict` is `True`, else `None`.

**Return type** `None` or dict



**fit**(*self*, *X*, *y=None*)

Fits component to data.

**Parameters**

- **X** (*pd.DataFrame*) – The input training data of shape [n\_samples, n\_features]
- **y** (*pd.Series*, *optional*) – The target training data of length [n\_samples]

**Returns** *self*

**Raises** **MethodPropertyNotFoundError** – If component does not have a fit method or a component\_obj that implements fit.

**fit\_transform**(*self*, *X*, *y=None*)

Fits on X and transforms X.

**Parameters**

- **X** (*pd.DataFrame*) – Data to fit and transform.
- **y** (*pd.Series*) – Target data.

**Returns** Transformed X.

**Return type** *pd.DataFrame*

**Raises** **MethodPropertyNotFoundError** – If transformer does not have a transform method or a component\_obj that implements transform.

**static load**(*file\_path*)

Loads component at file path.

**Parameters** **file\_path** (*str*) – Location to load file.

**Returns** ComponentBase object

**needs\_fitting**(*self*)

Returns boolean determining if component needs fitting before calling predict, predict\_proba, transform, or feature\_importances.

This can be overridden to False for components that do not need to be fit or whose fit methods do nothing.

**Returns** True.

**property parameters**(*self*)

Returns the parameters which were used to initialize the component.

**save**(*self*, *file\_path*, *pickle\_protocol=cloudpickle.DEFAULT\_PROTOCOL*)

Saves component at file path.

**Parameters**

- **file\_path** (*str*) – Location to save file.
- **pickle\_protocol** (*int*) – The pickle data stream format.

**transform**(*self*, *X*, *y=None*)

Transforms data X.

**Parameters**

- **X** (*pd.DataFrame*) – Data to transform.
- **y** (*pd.Series*, *optional*) – Target data.

**Returns** Transformed X

**Return type** `pd.DataFrame`

**Raises** **MethodPropertyNotFoundError** – If transformer does not have a transform method or a `component_obj` that implements transform.

**update\_parameters**(*self*, *update\_dict*, *reset\_fit=True*)

Updates the parameter dictionary of the component.

**Parameters**

- **update\_dict** (*dict*) – A dict of parameters to update.
- **reset\_fit** (*bool*, *optional*) – If True, will set `_is_fitted` to False.

```
class evalml.pipelines.components.Estimator(parameters: dict = None, component_obj:  
                                             Type[evalml.pipelines.components.ComponentBase] =  
                                             None, random_seed: Union[int, float] = 0, **kwargs)
```

A component that fits and predicts given data.

To implement a new Estimator, define your own class which is a subclass of Estimator, including a name and a list of acceptable ranges for any parameters to be tuned during the automl search (hyperparameters). Define an `__init__` method which sets up any necessary state and objects. Make sure your `__init__` only uses standard keyword arguments and calls `super().__init__()` with a parameters dict. You may also override the `fit`, `transform`, `fit_transform` and other methods in this class if appropriate.

To see some examples, check out the definitions of any Estimator component subclass.

**Parameters**

- **parameters** (*dict*) – Dictionary of parameters for the component. Defaults to None.
- **component\_obj** (*obj*) – Third-party objects useful in component implementation. Defaults to None.
- **random\_seed** (*int*) – Seed for the random number generator. Defaults to 0.

**Attributes**

<b>is_multiseries</b>	False
<b>model_family</b>	ModelFamily.NONE
<b>modifies_features</b>	True
<b>modifies_target</b>	False
<b>training_only</b>	False

**Methods**

<code>clone</code>	Constructs a new component with the same parameters and random state.
<code>default_parameters</code>	Returns the default parameters for this component.
<code>describe</code>	Describe a component and its parameters.
<code>feature_importance</code>	Returns importance associated with each feature.
<code>fit</code>	Fits estimator to data.
<code>get_prediction_intervals</code>	Find the prediction intervals using the fitted regressor.
<code>load</code>	Loads component at file path.
<code>model_family</code>	ModelFamily.NONE
<code>name</code>	Returns string name of this component.
<code>needs_fitting</code>	Returns boolean determining if component needs fitting before calling predict, predict_proba, transform, or feature_importances.
<code>parameters</code>	Returns the parameters which were used to initialize the component.
<code>predict</code>	Make predictions using selected features.
<code>predict_proba</code>	Make probability estimates for labels.
<code>save</code>	Saves component at file path.
<code>supported_problem_types</code>	Problem types this estimator supports.
<code>update_parameters</code>	Updates the parameter dictionary of the component.

**clone(self)**

Constructs a new component with the same parameters and random state.

**Returns** A new instance of this component with identical parameters and random state.

**default\_parameters(cls)**

Returns the default parameters for this component.

Our convention is that `Component.default_parameters == Component().parameters`.

**Returns** Default parameters for this component.

**Return type** dict

**describe(self, print\_name=False, return\_dict=False)**

Describe a component and its parameters.

**Parameters**

- **print\_name** (*bool, optional*) – whether to print name of component
- **return\_dict** (*bool, optional*) – whether to return description as dictionary in the format {"name": name, "parameters": parameters}

**Returns** Returns dictionary if return\_dict is True, else None.

**Return type** None or dict

**property feature\_importance(self) → pandas.Series**

Returns importance associated with each feature.

**Returns** Importance associated with each feature.

**Return type** np.ndarray

**Raises** **MethodPropertyNotFoundError** – If estimator does not have a feature\_importance method or a component\_obj that implements feature\_importance.

**fit**(*self*, *X*: *pandas.DataFrame*, *y*: *Optional[pandas.Series]* = *None*)

Fits estimator to data.

**Parameters**

- **X** (*pd.DataFrame*) – The input training data of shape [n\_samples, n\_features].
- **y** (*pd.Series*, *optional*) – The target training data of length [n\_samples].

**Returns** *self*

**get\_prediction\_intervals**(*self*, *X*: *pandas.DataFrame*, *y*: *Optional[pandas.Series]* = *None*, *coverage*: *List[float]* = *None*, *predictions*: *pandas.Series* = *None*) → *Dict[str, pandas.Series]*

Find the prediction intervals using the fitted regressor.

This function takes the predictions of the fitted estimator and calculates the rolling standard deviation across all predictions using a window size of 5. The lower and upper predictions are determined by taking the percent point (quantile) function of the lower tail probability at each bound multiplied by the rolling standard deviation.

**Parameters**

- **X** (*pd.DataFrame*) – Data of shape [n\_samples, n\_features].
- **y** (*pd.Series*) – Target data. Ignored.
- **coverage** (*list[float]*) – A list of floats between the values 0 and 1 that the upper and lower bounds of the prediction interval should be calculated for.
- **predictions** (*pd.Series*) – Optional list of predictions to use. If *None*, will generate predictions using *X*.

**Returns** Prediction intervals, keys are in the format {coverage}\_lower or {coverage}\_upper.

**Return type** *dict*

**Raises** **MethodPropertyNotFoundError** – If the estimator does not support Time Series Regression as a problem type.

**static load**(*file\_path*)

Loads component at file path.

**Parameters** **file\_path** (*str*) – Location to load file.

**Returns** *ComponentBase* object

**property model\_family**(*cls*)

Returns *ModelFamily* of this component.

**property name**(*cls*)

Returns string name of this component.

**needs\_fitting**(*self*)

Returns boolean determining if component needs fitting before calling *predict*, *predict\_proba*, *transform*, or *feature\_importances*.

This can be overridden to *False* for components that do not need to be fit or whose fit methods do nothing.

**Returns** *True*.

**property parameters**(*self*)

Returns the parameters which were used to initialize the component.

**predict**(*self*, *X*: *pandas.DataFrame*) → *pandas.Series*

Make predictions using selected features.

**Parameters** *X* (*pd.DataFrame*) – Data of shape [n\_samples, n\_features].

**Returns** Predicted values.

**Return type** *pd.Series*

**Raises** **MethodPropertyNotFoundError** – If estimator does not have a predict method or a component\_obj that implements predict.

**predict\_proba**(*self*, *X*: *pandas.DataFrame*) → *pandas.Series*

Make probability estimates for labels.

**Parameters** *X* (*pd.DataFrame*) – Features.

**Returns** Probability estimates.

**Return type** *pd.Series*

**Raises** **MethodPropertyNotFoundError** – If estimator does not have a predict\_proba method or a component\_obj that implements predict\_proba.

**save**(*self*, *file\_path*, *pickle\_protocol*=*cloudpickle.DEFAULT\_PROTOCOL*)

Saves component at file path.

**Parameters**

- **file\_path** (*str*) – Location to save file.
- **pickle\_protocol** (*int*) – The pickle data stream format.

**property supported\_problem\_types**(*cls*)

Problem types this estimator supports.

**update\_parameters**(*self*, *update\_dict*, *reset\_fit*=*True*)

Updates the parameter dictionary of the component.

**Parameters**

- **update\_dict** (*dict*) – A dict of parameters to update.
- **reset\_fit** (*bool*, *optional*) – If True, will set *\_is\_fitted* to False.

```
class evalml.pipelines.components.ExponentialSmoothingRegressor(trend: Optional[str] = None,
                                                                damped_trend: bool = False,
                                                                seasonal: Optional[str] = None,
                                                                sp: int = 2, n_jobs: int = -1,
                                                                random_seed: Union[int, float]
                                                                = 0, **kwargs)
```

Holt-Winters Exponential Smoothing Forecaster.

Currently ExponentialSmoothingRegressor isn't supported via conda install. It's recommended that it be installed via PyPI.

**Parameters**

- **trend** (*str*) – Type of trend component. Defaults to None.
- **damped\_trend** (*bool*) – If the trend component should be damped. Defaults to False.
- **seasonal** (*str*) – Type of seasonal component. Takes one of {"additive", None}. Can also be multiplicative if

- **0** (*none of the target data is*) –
- **None**. (*but AutoMLSearch will not tune for this. Defaults to*) –
- **sp** (*int*) – The number of seasonal periods to consider. Defaults to 2.
- **n\_jobs** (*int or None*) – Non-negative integer describing level of parallelism used for pipelines. Defaults to -1.
- **random\_seed** (*int*) – Seed for the random number generator. Defaults to 0.

#### Attributes

<b>hyper-parameter_ranges</b>	{ "trend": [None, "additive"], "damped_trend": [True, False], "seasonal": [None, "additive"], "sp": Integer(2, 8), }
<b>is_multiseries</b>	False
<b>model_family</b>	ModelFamily.EXPONENTIAL_SMOOTHING
<b>modifies_features</b>	True
<b>modifies_target</b>	False
<b>name</b>	Exponential Smoothing Regressor
<b>supported_problem_types</b>	[ProblemTypes.TIME_SERIES_REGRESSION]
<b>training_only</b>	False

#### Methods

<i>clone</i>	Constructs a new component with the same parameters and random state.
<i>default_parameters</i>	Returns the default parameters for this component.
<i>describe</i>	Describe a component and its parameters.
<i>feature_importance</i>	Returns array of 0's with a length of 1 as feature_importance is not defined for Exponential Smoothing regressor.
<i>fit</i>	Fits Exponential Smoothing Regressor to data.
<i>get_prediction_intervals</i>	Find the prediction intervals using the fitted ExponentialSmoothingRegressor.
<i>load</i>	Loads component at file path.
<i>needs_fitting</i>	Returns boolean determining if component needs fitting before calling predict, predict_proba, transform, or feature_importances.
<i>parameters</i>	Returns the parameters which were used to initialize the component.
<i>predict</i>	Make predictions using fitted Exponential Smoothing regressor.
<i>predict_proba</i>	Make probability estimates for labels.
<i>save</i>	Saves component at file path.
<i>update_parameters</i>	Updates the parameter dictionary of the component.

#### **clone**(*self*)

Constructs a new component with the same parameters and random state.

**Returns** A new instance of this component with identical parameters and random state.

**default\_parameters**(*cls*)

Returns the default parameters for this component.

Our convention is that `Component.default_parameters == Component().parameters`.

**Returns** Default parameters for this component.

**Return type** dict

**describe**(*self*, *print\_name=False*, *return\_dict=False*)

Describe a component and its parameters.

**Parameters**

- **print\_name** (*bool*, *optional*) – whether to print name of component
- **return\_dict** (*bool*, *optional*) – whether to return description as dictionary in the format {"name": name, "parameters": parameters}

**Returns** Returns dictionary if `return_dict` is `True`, else `None`.

**Return type** None or dict

**property feature\_importance**(*self*) → pandas.Series

Returns array of 0's with a length of 1 as `feature_importance` is not defined for Exponential Smoothing regressor.

**fit**(*self*, *X: pandas.DataFrame*, *y: Optional[pandas.Series] = None*)

Fits Exponential Smoothing Regressor to data.

**Parameters**

- **X** (*pd.DataFrame*) – The input training data of shape [n\_samples, n\_features]. Ignored.
- **y** (*pd.Series*) – The target training data of length [n\_samples].

**Returns** self

**Raises** **ValueError** – If `y` was not passed in.

**get\_prediction\_intervals**(*self*, *X: pandas.DataFrame*, *y: Optional[pandas.Series] = None*, *coverage: List[float] = None*, *predictions: pandas.Series = None*) → Dict[str, pandas.Series]

Find the prediction intervals using the fitted ExponentialSmoothingRegressor.

Calculates the prediction intervals by using a simulation of the time series following a specified state space model.

**Parameters**

- **X** (*pd.DataFrame*) – Data of shape [n\_samples, n\_features].
- **y** (*pd.Series*) – Target data. Optional.
- **coverage** (*List[float]*) – A list of floats between the values 0 and 1 that the upper and lower bounds of the prediction interval should be calculated for.
- **predictions** (*pd.Series*) – Not used for Exponential Smoothing regressor.

**Returns** Prediction intervals, keys are in the format {coverage}\_lower or {coverage}\_upper.

**Return type** dict

**static load**(*file\_path*)

Loads component at file path.

**Parameters** **file\_path** (*str*) – Location to load file.

**Returns** ComponentBase object

**needs\_fitting**(*self*)

Returns boolean determining if component needs fitting before calling predict, predict\_proba, transform, or feature\_importances.

This can be overridden to False for components that do not need to be fit or whose fit methods do nothing.

**Returns** True.

**property parameters**(*self*)

Returns the parameters which were used to initialize the component.

**predict**(*self*, *X*: *pandas.DataFrame*, *y*: *Optional[pandas.Series] = None*) → *pandas.Series*

Make predictions using fitted Exponential Smoothing regressor.

**Parameters**

- **X** (*pd.DataFrame*) – Data of shape [n\_samples, n\_features]. Ignored except to set forecast horizon.
- **y** (*pd.Series*) – Target data.

**Returns** Predicted values.

**Return type** *pd.Series*

**predict\_proba**(*self*, *X*: *pandas.DataFrame*) → *pandas.Series*

Make probability estimates for labels.

**Parameters** **X** (*pd.DataFrame*) – Features.

**Returns** Probability estimates.

**Return type** *pd.Series*

**Raises** **MethodPropertyNotFoundError** – If estimator does not have a predict\_proba method or a component\_obj that implements predict\_proba.

**save**(*self*, *file\_path*, *pickle\_protocol*=*cloudpickle.DEFAULT\_PROTOCOL*)

Saves component at file path.

**Parameters**

- **file\_path** (*str*) – Location to save file.
- **pickle\_protocol** (*int*) – The pickle data stream format.

**update\_parameters**(*self*, *update\_dict*, *reset\_fit*=*True*)

Updates the parameter dictionary of the component.

**Parameters**

- **update\_dict** (*dict*) – A dict of parameters to update.
- **reset\_fit** (*bool*, *optional*) – If True, will set *\_is\_fitted* to False.



```
class evalml.pipelines.components.ExtraTreesClassifier(n_estimators=100, max_features='sqrt',  

max_depth=6, min_samples_split=2,  

min_weight_fraction_leaf=0.0, n_jobs=- 1,  

random_seed=0, **kwargs)
```

Extra Trees Classifier.

#### Parameters

- **n\_estimators** (*float*) – The number of trees in the forest. Defaults to 100.
- **max\_features** (*int, float or {"sqrt", "log2"}*) – The number of features to consider when looking for the best split:
  - If int, then consider max\_features features at each split.
  - If float, then max\_features is a fraction and int(max\_features \* n\_features) features are considered at each split.
  - If “sqrt”, then max\_features=sqrt(n\_features).
  - If “log2”, then max\_features=log2(n\_features).
  - If None, then max\_features = n\_features.

The search for a split does not stop until at least one valid partition of the node samples is found, even if it requires to effectively inspect more than max\_features features.

- **max\_depth** (*int*) – The maximum depth of the tree. Defaults to 6.
- **min\_samples\_split** (*int or float*) – The minimum number of samples required to split an internal node:
  - If int, then consider min\_samples\_split as the minimum number.
  - If float, then min\_samples\_split is a fraction and ceil(min\_samples\_split \* n\_samples) are the minimum number of samples for each split.
- **2. (Defaults to) –**
- **min\_weight\_fraction\_leaf** (*float*) – The minimum weighted fraction of the sum total of weights (of all the input samples) required to be at a leaf node. Defaults to 0.0.
- **n\_jobs** (*int or None*) – Number of jobs to run in parallel. -1 uses all processes. Defaults to -1.
- **random\_seed** (*int*) – Seed for the random number generator. Defaults to 0.

#### Attributes

<b>hyper-parameter_ranges</b>	{ "n_estimators": Integer(10, 1000), "max_features": ["sqrt", "log2"], "max_depth": Integer(4, 10), }
<b>is_multiseries</b>	False
<b>model_family</b>	ModelFamily.EXTRA_TREES
<b>modifies_features</b>	True
<b>modifies_target</b>	False
<b>name</b>	Extra Trees Classifier
<b>supported_problem_types</b>	[ ProblemTypes.BINARY, ProblemTypes.MULTICLASS, ProblemTypes.TIME_SERIES_BINARY, ProblemTypes.TIME_SERIES_MULTICLASS, ]
<b>training_only</b>	False

## Methods

<i>clone</i>	Constructs a new component with the same parameters and random state.
<i>default_parameters</i>	Returns the default parameters for this component.
<i>describe</i>	Describe a component and its parameters.
<i>feature_importance</i>	Returns importance associated with each feature.
<i>fit</i>	Fits estimator to data.
<i>get_prediction_intervals</i>	Find the prediction intervals using the fitted regressor.
<i>load</i>	Loads component at file path.
<i>needs_fitting</i>	Returns boolean determining if component needs fitting before calling predict, predict_proba, transform, or feature_importances.
<i>parameters</i>	Returns the parameters which were used to initialize the component.
<i>predict</i>	Make predictions using selected features.
<i>predict_proba</i>	Make probability estimates for labels.
<i>save</i>	Saves component at file path.
<i>update_parameters</i>	Updates the parameter dictionary of the component.

### **clone**(*self*)

Constructs a new component with the same parameters and random state.

**Returns** A new instance of this component with identical parameters and random state.

### **default\_parameters**(*cls*)

Returns the default parameters for this component.

Our convention is that `Component.default_parameters == Component().parameters`.

**Returns** Default parameters for this component.

**Return type** dict

### **describe**(*self*, *print\_name=False*, *return\_dict=False*)

Describe a component and its parameters.

**Parameters**

- **print\_name** (*bool, optional*) – whether to print name of component
- **return\_dict** (*bool, optional*) – whether to return description as dictionary in the format {"name": name, "parameters": parameters}

**Returns** Returns dictionary if return\_dict is True, else None.

**Return type** None or dict

**property feature\_importance**(*self*) → pandas.Series

Returns importance associated with each feature.

**Returns** Importance associated with each feature.

**Return type** np.ndarray

**Raises MethodPropertyNotFoundError** – If estimator does not have a feature\_importance method or a component\_obj that implements feature\_importance.

**fit**(*self, X: pandas.DataFrame, y: Optional[pandas.Series] = None*)

Fits estimator to data.

**Parameters**

- **X** (*pd.DataFrame*) – The input training data of shape [n\_samples, n\_features].
- **y** (*pd.Series, optional*) – The target training data of length [n\_samples].

**Returns** self

**get\_prediction\_intervals**(*self, X: pandas.DataFrame, y: Optional[pandas.Series] = None, coverage: List[float] = None, predictions: pandas.Series = None*) → Dict[str, pandas.Series]

Find the prediction intervals using the fitted regressor.

This function takes the predictions of the fitted estimator and calculates the rolling standard deviation across all predictions using a window size of 5. The lower and upper predictions are determined by taking the percent point (quantile) function of the lower tail probability at each bound multiplied by the rolling standard deviation.

**Parameters**

- **X** (*pd.DataFrame*) – Data of shape [n\_samples, n\_features].
- **y** (*pd.Series*) – Target data. Ignored.
- **coverage** (*list[float]*) – A list of floats between the values 0 and 1 that the upper and lower bounds of the prediction interval should be calculated for.
- **predictions** (*pd.Series*) – Optional list of predictions to use. If None, will generate predictions using X.

**Returns** Prediction intervals, keys are in the format {coverage}\_lower or {coverage}\_upper.

**Return type** dict

**Raises MethodPropertyNotFoundError** – If the estimator does not support Time Series Regression as a problem type.

**static load**(*file\_path*)

Loads component at file path.

**Parameters** **file\_path** (*str*) – Location to load file.

**Returns** ComponentBase object

**needs\_fitting**(*self*)

Returns boolean determining if component needs fitting before calling predict, predict\_proba, transform, or feature\_importances.

This can be overridden to False for components that do not need to be fit or whose fit methods do nothing.

**Returns** True.

**property parameters**(*self*)

Returns the parameters which were used to initialize the component.

**predict**(*self*, *X*: *pandas.DataFrame*) → *pandas.Series*

Make predictions using selected features.

**Parameters** *X* (*pd.DataFrame*) – Data of shape [n\_samples, n\_features].

**Returns** Predicted values.

**Return type** *pd.Series*

**Raises** **MethodPropertyNotFoundError** – If estimator does not have a predict method or a component\_obj that implements predict.

**predict\_proba**(*self*, *X*: *pandas.DataFrame*) → *pandas.Series*

Make probability estimates for labels.

**Parameters** *X* (*pd.DataFrame*) – Features.

**Returns** Probability estimates.

**Return type** *pd.Series*

**Raises** **MethodPropertyNotFoundError** – If estimator does not have a predict\_proba method or a component\_obj that implements predict\_proba.

**save**(*self*, *file\_path*, *pickle\_protocol*=*cloudpickle.DEFAULT\_PROTOCOL*)

Saves component at file path.

**Parameters**

- **file\_path** (*str*) – Location to save file.
- **pickle\_protocol** (*int*) – The pickle data stream format.

**update\_parameters**(*self*, *update\_dict*, *reset\_fit*=*True*)

Updates the parameter dictionary of the component.

**Parameters**

- **update\_dict** (*dict*) – A dict of parameters to update.
- **reset\_fit** (*bool*, *optional*) – If True, will set *\_is\_fitted* to False.

```
class evalml.pipelines.components.ExtraTreesRegressor(n_estimators: int = 100, max_features: str =  
    'sqrt', max_depth: int = 6, min_samples_split:  
    int = 2, min_weight_fraction_leaf: float = 0.0,  
    n_jobs: int = - 1, random_seed: Union[int,  
    float] = 0, **kwargs)
```

Extra Trees Regressor.

**Parameters**

- **n\_estimators** (*float*) – The number of trees in the forest. Defaults to 100.

- **max\_features** (*int, float or {"sqrt", "log2"}*) – The number of features to consider when looking for the best split:
  - If *int*, then consider `max_features` features at each split.
  - If *float*, then `max_features` is a fraction and `int(max_features * n_features)` features are considered at each split.
  - If “sqrt”, then `max_features=sqrt(n_features)`.
  - If “log2”, then `max_features=log2(n_features)`.
  - If *None*, then `max_features = n_features`.

The search for a split does not stop until at least one valid partition of the node samples is found, even if it requires to effectively inspect more than `max_features` features.
- **max\_depth** (*int*) – The maximum depth of the tree. Defaults to 6.
- **min\_samples\_split** (*int or float*) – The minimum number of samples required to split an internal node:
  - If *int*, then consider `min_samples_split` as the minimum number.
  - If *float*, then `min_samples_split` is a fraction and `ceil(min_samples_split * n_samples)` are the minimum number of samples for each split.
- **2. (Defaults to)** –
- **min\_weight\_fraction\_leaf** (*float*) – The minimum weighted fraction of the sum total of weights (of all the input samples) required to be at a leaf node. Defaults to 0.0.
- **n\_jobs** (*int or None*) – Number of jobs to run in parallel. -1 uses all processes. Defaults to -1.
- **random\_seed** (*int*) – Seed for the random number generator. Defaults to 0.

#### Attributes

<b>hyper-parameter_ranges</b>	{ “n_estimators”: Integer(10, 1000), “max_features”: [“sqrt”, “log2”], “max_depth”: Integer(4, 10), }
<b>is_multiseries</b>	False
<b>model_family</b>	ModelFamily.EXTRA_TREES
<b>modifies_features</b>	True
<b>modifies_target</b>	False
<b>name</b>	Extra Trees Regressor
<b>supported_problem_types</b>	[ ProblemTypes.REGRESSION, ProblemTypes.TIME_SERIES_REGRESSION, ]
<b>training_only</b>	False

#### Methods

<code>clone</code>	Constructs a new component with the same parameters and random state.
<code>default_parameters</code>	Returns the default parameters for this component.
<code>describe</code>	Describe a component and its parameters.
<code>feature_importance</code>	Returns importance associated with each feature.
<code>fit</code>	Fits estimator to data.
<code>get_prediction_intervals</code>	Find the prediction intervals using the fitted Extra-TreesRegressor.
<code>load</code>	Loads component at file path.
<code>needs_fitting</code>	Returns boolean determining if component needs fitting before calling predict, predict_proba, transform, or feature_importances.
<code>parameters</code>	Returns the parameters which were used to initialize the component.
<code>predict</code>	Make predictions using selected features.
<code>predict_proba</code>	Make probability estimates for labels.
<code>save</code>	Saves component at file path.
<code>update_parameters</code>	Updates the parameter dictionary of the component.

**clone**(*self*)

Constructs a new component with the same parameters and random state.

**Returns** A new instance of this component with identical parameters and random state.

**default\_parameters**(*cls*)

Returns the default parameters for this component.

Our convention is that `Component.default_parameters == Component().parameters`.

**Returns** Default parameters for this component.

**Return type** dict

**describe**(*self*, *print\_name=False*, *return\_dict=False*)

Describe a component and its parameters.

**Parameters**

- **print\_name** (*bool*, *optional*) – whether to print name of component
- **return\_dict** (*bool*, *optional*) – whether to return description as dictionary in the format {"name": name, "parameters": parameters}

**Returns** Returns dictionary if `return_dict` is `True`, else `None`.

**Return type** None or dict

**property feature\_importance**(*self*) → pandas.Series

Returns importance associated with each feature.

**Returns** Importance associated with each feature.

**Return type** np.ndarray

**Raises** **MethodPropertyNotFoundError** – If estimator does not have a `feature_importance` method or a `component_obj` that implements `feature_importance`.

**fit**(*self*, *X*: pandas.DataFrame, *y*: Optional[pandas.Series] = None)

Fits estimator to data.

**Parameters**

- **X** (*pd.DataFrame*) – The input training data of shape [n\_samples, n\_features].
- **y** (*pd.Series*, *optional*) – The target training data of length [n\_samples].

**Returns** self

**get\_prediction\_intervals**(*self*, *X*: *pandas.DataFrame*, *y*: *Optional[pandas.Series] = None*, *coverage*: *List[float] = None*, *predictions*: *pandas.Series = None*) → Dict[str, *pandas.Series*]

Find the prediction intervals using the fitted ExtraTreesRegressor.

**Parameters**

- **X** (*pd.DataFrame*) – Data of shape [n\_samples, n\_features].
- **y** (*pd.Series*) – Target data. Optional.
- **coverage** (*list[float]*) – A list of floats between the values 0 and 1 that the upper and lower bounds of the prediction interval should be calculated for.
- **predictions** (*pd.Series*) – Optional list of predictions to use. If None, will generate predictions using X.

**Returns** Prediction intervals, keys are in the format {coverage}\_lower or {coverage}\_upper.**Return type** dict

**static load**(*file\_path*)

Loads component at file path.

**Parameters** **file\_path** (*str*) – Location to load file.

**Returns** ComponentBase object

**needs\_fitting**(*self*)

Returns boolean determining if component needs fitting before calling predict, predict\_proba, transform, or feature\_importances.

This can be overridden to False for components that do not need to be fit or whose fit methods do nothing.

**Returns** True.

**property parameters**(*self*)

Returns the parameters which were used to initialize the component.

**predict**(*self*, *X*: *pandas.DataFrame*) → *pandas.Series*

Make predictions using selected features.

**Parameters** **X** (*pd.DataFrame*) – Data of shape [n\_samples, n\_features].

**Returns** Predicted values.**Return type** *pd.Series*

**Raises** **MethodPropertyNotFoundError** – If estimator does not have a predict method or a component\_obj that implements predict.

**predict\_proba**(*self*, *X*: *pandas.DataFrame*) → *pandas.Series*

Make probability estimates for labels.

**Parameters** **X** (*pd.DataFrame*) – Features.

**Returns** Probability estimates.

**Return type** `pd.Series`

**Raises** **MethodPropertyNotFoundError** – If estimator does not have a `predict_proba` method or a `component_obj` that implements `predict_proba`.

**save**(*self*, *file\_path*, *pickle\_protocol=cloudpickle.DEFAULT\_PROTOCOL*)

Saves component at file path.

#### Parameters

- **file\_path** (*str*) – Location to save file.
- **pickle\_protocol** (*int*) – The pickle data stream format.

**update\_parameters**(*self*, *update\_dict*, *reset\_fit=True*)

Updates the parameter dictionary of the component.

#### Parameters

- **update\_dict** (*dict*) – A dict of parameters to update.
- **reset\_fit** (*bool*, *optional*) – If True, will set `_is_fitted` to False.

**class** `evalml.pipelines.components.FeatureSelector`(*parameters=None*, *component\_obj=None*, *random\_seed=0*, *\*\*kwargs*)

Selects top features based on importance weights.

#### Parameters

- **parameters** (*dict*) – Dictionary of parameters for the component. Defaults to None.
- **component\_obj** (*obj*) – Third-party objects useful in component implementation. Defaults to None.
- **random\_seed** (*int*) – Seed for the random number generator. Defaults to 0.

#### Attributes

<b>is_multiseries</b>	False
<b>modifies_features</b>	True
<b>modifies_target</b>	False
<b>training_only</b>	False

#### Methods



<code>clone</code>	Constructs a new component with the same parameters and random state.
<code>default_parameters</code>	Returns the default parameters for this component.
<code>describe</code>	Describe a component and its parameters.
<code>fit</code>	Fits component to data.
<code>fit_transform</code>	Fit and transform data using the feature selector.
<code>get_names</code>	Get names of selected features.
<code>load</code>	Loads component at file path.
<code>name</code>	Returns string name of this component.
<code>needs_fitting</code>	Returns boolean determining if component needs fitting before calling predict, predict_proba, transform, or feature_importances.
<code>parameters</code>	Returns the parameters which were used to initialize the component.
<code>save</code>	Saves component at file path.
<code>transform</code>	Transforms input data by selecting features. If the component_obj does not have a transform method, will raise an <code>MethodPropertyNotFoundError</code> exception.
<code>update_parameters</code>	Updates the parameter dictionary of the component.

**clone(self)**

Constructs a new component with the same parameters and random state.

**Returns** A new instance of this component with identical parameters and random state.

**default\_parameters(cls)**

Returns the default parameters for this component.

Our convention is that `Component.default_parameters == Component().parameters`.

**Returns** Default parameters for this component.

**Return type** dict

**describe(self, print\_name=False, return\_dict=False)**

Describe a component and its parameters.

**Parameters**

- **print\_name** (*bool, optional*) – whether to print name of component
- **return\_dict** (*bool, optional*) – whether to return description as dictionary in the format {"name": name, "parameters": parameters}

**Returns** Returns dictionary if return\_dict is True, else None.

**Return type** None or dict

**fit(self, X, y=None)**

Fits component to data.

**Parameters**

- **X** (*pd.DataFrame*) – The input training data of shape [n\_samples, n\_features]
- **y** (*pd.Series, optional*) – The target training data of length [n\_samples]

**Returns** self

**Raises `MethodPropertyNotFoundError`** – If component does not have a fit method or a component\_obj that implements fit.

**fit\_transform**(*self*, *X*, *y=None*)

Fit and transform data using the feature selector.

**Parameters**

- **X** (*pd.DataFrame*) – The input training data of shape [n\_samples, n\_features].
- **y** (*pd.Series*, *optional*) – The target training data of length [n\_samples].

**Returns** Transformed data.

**Return type** *pd.DataFrame*

**get\_names**(*self*)

Get names of selected features.

**Returns** List of the names of features selected.

**Return type** *list[str]*

**static load**(*file\_path*)

Loads component at file path.

**Parameters** **file\_path** (*str*) – Location to load file.

**Returns** *ComponentBase* object

**property name**(*cls*)

Returns string name of this component.

**needs\_fitting**(*self*)

Returns boolean determining if component needs fitting before calling predict, predict\_proba, transform, or feature\_importances.

This can be overridden to False for components that do not need to be fit or whose fit methods do nothing.

**Returns** *True*.

**property parameters**(*self*)

Returns the parameters which were used to initialize the component.

**save**(*self*, *file\_path*, *pickle\_protocol=cloudpickle.DEFAULT\_PROTOCOL*)

Saves component at file path.

**Parameters**

- **file\_path** (*str*) – Location to save file.
- **pickle\_protocol** (*int*) – The pickle data stream format.

**transform**(*self*, *X*, *y=None*)

Transforms input data by selecting features. If the component\_obj does not have a transform method, will raise an *MethodPropertyNotFoundError* exception.

**Parameters**

- **X** (*pd.DataFrame*) – Data to transform.
- **y** (*pd.Series*, *optional*) – Target data. Ignored.

**Returns** Transformed X

**Return type** *pd.DataFrame*

**Raises `MethodPropertyNotFoundError`** – If feature selector does not have a transform method or a `component_obj` that implements transform

**`update_parameters(self, update_dict, reset_fit=True)`**

Updates the parameter dictionary of the component.

#### Parameters

- **`update_dict`** (*dict*) – A dict of parameters to update.
- **`reset_fit`** (*bool, optional*) – If True, will set `_is_fitted` to False.

```
class evalml.pipelines.components.Imputer(categorical_impute_strategy='most_frequent',
                                           categorical_fill_value=None,
                                           numeric_impute_strategy='mean', numeric_fill_value=None,
                                           boolean_impute_strategy='most_frequent',
                                           boolean_fill_value=None, random_seed=0, **kwargs)
```

Imputes missing data according to a specified imputation strategy.

#### Parameters

- **`categorical_impute_strategy`** (*string*) – Impute strategy to use for string, object, boolean, categorical dtypes. Valid values include “most\_frequent” and “constant”.
- **`numeric_impute_strategy`** (*string*) – Impute strategy to use for numeric columns. Valid values include “mean”, “median”, “most\_frequent”, and “constant”.
- **`boolean_impute_strategy`** (*string*) – Impute strategy to use for boolean columns. Valid values include “most\_frequent” and “constant”.
- **`categorical_fill_value`** (*string*) – When `categorical_impute_strategy == “constant”`, `fill_value` is used to replace missing data. The default value of None will fill with the string “missing\_value”.
- **`numeric_fill_value`** (*int, float*) – When `numeric_impute_strategy == “constant”`, `fill_value` is used to replace missing data. The default value of None will fill with 0.
- **`boolean_fill_value`** (*bool*) – When `boolean_impute_strategy == “constant”`, `fill_value` is used to replace missing data. The default value of None will fill with True.
- **`random_seed`** (*int*) – Seed for the random number generator. Defaults to 0.

#### Attributes

<b>hyper-parameter_ranges</b>	{ “categorical_impute_strategy”: [“most_frequent”], “numeric_impute_strategy”: [“mean”, “median”, “most_frequent”, “knn”], “boolean_impute_strategy”: [“most_frequent”]}
<b>is_multiseries</b>	False
<b>modifies_features</b>	True
<b>modifies_target</b>	False
<b>name</b>	Imputer
<b>training_only</b>	False

#### Methods

<code>clone</code>	Constructs a new component with the same parameters and random state.
<code>default_parameters</code>	Returns the default parameters for this component.
<code>describe</code>	Describe a component and its parameters.
<code>fit</code>	Fits imputer to data. 'None' values are converted to np.nan before imputation and are treated as the same.
<code>fit_transform</code>	Fits on X and transforms X.
<code>load</code>	Loads component at file path.
<code>needs_fitting</code>	Returns boolean determining if component needs fitting before calling predict, predict_proba, transform, or feature_importances.
<code>parameters</code>	Returns the parameters which were used to initialize the component.
<code>save</code>	Saves component at file path.
<code>transform</code>	Transforms data X by imputing missing values.
<code>update_parameters</code>	Updates the parameter dictionary of the component.

**clone(self)**

Constructs a new component with the same parameters and random state.

**Returns** A new instance of this component with identical parameters and random state.

**default\_parameters(cls)**

Returns the default parameters for this component.

Our convention is that `Component.default_parameters == Component().parameters`.

**Returns** Default parameters for this component.

**Return type** dict

**describe(self, print\_name=False, return\_dict=False)**

Describe a component and its parameters.

**Parameters**

- **print\_name** (*bool, optional*) – whether to print name of component
- **return\_dict** (*bool, optional*) – whether to return description as dictionary in the format {"name": name, "parameters": parameters}

**Returns** Returns dictionary if return\_dict is True, else None.

**Return type** None or dict

**fit(self, X, y=None)**

Fits imputer to data. 'None' values are converted to np.nan before imputation and are treated as the same.

**Parameters**

- **X** (*pd.DataFrame, np.ndarray*) – The input training data of shape [n\_samples, n\_features]
- **y** (*pd.Series, optional*) – The target training data of length [n\_samples]

**Returns** self

**fit\_transform(self, X, y=None)**

Fits on X and transforms X.

**Parameters**

- **X** (*pd.DataFrame*) – Data to fit and transform.
- **y** (*pd.Series*) – Target data.

**Returns** Transformed X.

**Return type** *pd.DataFrame*

**Raises** **MethodPropertyNotFoundError** – If transformer does not have a transform method or a component\_obj that implements transform.

**static load**(*file\_path*)

Loads component at file path.

**Parameters** **file\_path** (*str*) – Location to load file.

**Returns** ComponentBase object

**needs\_fitting**(*self*)

Returns boolean determining if component needs fitting before calling predict, predict\_proba, transform, or feature\_importances.

This can be overridden to False for components that do not need to be fit or whose fit methods do nothing.

**Returns** True.

**property parameters**(*self*)

Returns the parameters which were used to initialize the component.

**save**(*self, file\_path, pickle\_protocol=cloudpickle.DEFAULT\_PROTOCOL*)

Saves component at file path.

**Parameters**

- **file\_path** (*str*) – Location to save file.
- **pickle\_protocol** (*int*) – The pickle data stream format.

**transform**(*self, X, y=None*)

Transforms data X by imputing missing values.

**Parameters**

- **X** (*pd.DataFrame*) – Data to transform
- **y** (*pd.Series, optional*) – Ignored.

**Returns** Transformed X

**Return type** *pd.DataFrame*

**update\_parameters**(*self, update\_dict, reset\_fit=True*)

Updates the parameter dictionary of the component.

**Parameters**

- **update\_dict** (*dict*) – A dict of parameters to update.
- **reset\_fit** (*bool, optional*) – If True, will set *\_is\_fitted* to False.

```
class evalml.pipelines.components.KNeighborsClassifier(n_neighbors=5, weights='uniform',
                                                    algorithm='auto', leaf_size=30, p=2,
                                                    random_seed=0, **kwargs)
```

K-Nearest Neighbors Classifier.

## Parameters

- **n\_neighbors** (*int*) – Number of neighbors to use by default. Defaults to 5.
- **weights** ({*'uniform'*, *'distance'*} or *callable*) – Weight function used in prediction. Can be:
  - *'uniform'* : uniform weights. All points in each neighborhood are weighted equally.
  - *'distance'* : weight points by the inverse of their distance. in this case, closer neighbors of a query point will have a greater influence than neighbors which are further away.
  - [*callable*] : a user-defined function which accepts an array of distances, and returns an array of the same shape containing the weights.

Defaults to “uniform”.

- **algorithm** ({*'auto'*, *'ball\_tree'*, *'kd\_tree'*, *'brute'*}) – Algorithm used to compute the nearest neighbors:
  - *'ball\_tree'* will use BallTree
  - *'kd\_tree'* will use KDTree
  - *'brute'* will use a brute-force search.

*'auto'* will attempt to decide the most appropriate algorithm based on the values passed to fit method. Defaults to “auto”. Note: fitting on sparse input will override the setting of this parameter, using brute force.
- **leaf\_size** (*int*) – Leaf size passed to BallTree or KDTree. This can affect the speed of the construction and query, as well as the memory required to store the tree. The optimal value depends on the nature of the problem. Defaults to 30.
- **p** (*int*) – Power parameter for the Minkowski metric. When  $p = 1$ , this is equivalent to using `manhattan_distance` (l1), and `euclidean_distance` (l2) for  $p = 2$ . For arbitrary  $p$ , `minkowski_distance (l_p)` is used. Defaults to 2.
- **random\_seed** (*int*) – Seed for the random number generator. Defaults to 0.

## Attributes

<b>hyper-parameter_ranges</b>	{ “n_neighbors”: Integer(2, 12), “weights”: [“uniform”, “distance”], “algorithm”: [“auto”, “ball_tree”, “kd_tree”, “brute”], “leaf_size”: Integer(10, 30), “p”: Integer(1, 5),}
<b>is_multiseries</b>	False
<b>model_family</b>	ModelFamily.K_NEIGHBORS
<b>modifies_features</b>	True
<b>modifies_target</b>	False
<b>name</b>	KNN Classifier
<b>supported_problem_types</b>	[ ProblemTypes.BINARY, ProblemTypes.MULTICLASS, ProblemTypes.TIME_SERIES_BINARY, ProblemTypes.TIME_SERIES_MULTICLASS,]
<b>training_only</b>	False

## Methods

<code>clone</code>	Constructs a new component with the same parameters and random state.
<code>default_parameters</code>	Returns the default parameters for this component.
<code>describe</code>	Describe a component and its parameters.
<code>feature_importance</code>	Returns array of 0's matching the input number of features as <code>feature_importance</code> is not defined for KNN classifiers.
<code>fit</code>	Fits estimator to data.
<code>get_prediction_intervals</code>	Find the prediction intervals using the fitted regressor.
<code>load</code>	Loads component at file path.
<code>needs_fitting</code>	Returns boolean determining if component needs fitting before calling <code>predict</code> , <code>predict_proba</code> , <code>transform</code> , or <code>feature_importances</code> .
<code>parameters</code>	Returns the parameters which were used to initialize the component.
<code>predict</code>	Make predictions using selected features.
<code>predict_proba</code>	Make probability estimates for labels.
<code>save</code>	Saves component at file path.
<code>update_parameters</code>	Updates the parameter dictionary of the component.

**clone(self)**

Constructs a new component with the same parameters and random state.

**Returns** A new instance of this component with identical parameters and random state.

**default\_parameters(cls)**

Returns the default parameters for this component.

Our convention is that `Component.default_parameters == Component().parameters`.

**Returns** Default parameters for this component.

**Return type** dict

**describe(self, print\_name=False, return\_dict=False)**

Describe a component and its parameters.

**Parameters**

- **print\_name** (*bool, optional*) – whether to print name of component
- **return\_dict** (*bool, optional*) – whether to return description as dictionary in the format {"name": name, "parameters": parameters}

**Returns** Returns dictionary if `return_dict` is True, else None.

**Return type** None or dict

**property feature\_importance(self)**

Returns array of 0's matching the input number of features as `feature_importance` is not defined for KNN classifiers.

**fit(self, X: pandas.DataFrame, y: Optional[pandas.Series] = None)**

Fits estimator to data.

**Parameters**

- **X** (*pd.DataFrame*) – The input training data of shape [n\_samples, n\_features].

- **y** (*pd.Series*, *optional*) – The target training data of length [n\_samples].

**Returns** self

**get\_prediction\_intervals**(*self*, *X*: *pandas.DataFrame*, *y*: *Optional[pandas.Series] = None*, *coverage*: *List[float] = None*, *predictions*: *pandas.Series = None*) → Dict[str, *pandas.Series*]

Find the prediction intervals using the fitted regressor.

This function takes the predictions of the fitted estimator and calculates the rolling standard deviation across all predictions using a window size of 5. The lower and upper predictions are determined by taking the percent point (quantile) function of the lower tail probability at each bound multiplied by the rolling standard deviation.

**Parameters**

- **X** (*pd.DataFrame*) – Data of shape [n\_samples, n\_features].
- **y** (*pd.Series*) – Target data. Ignored.
- **coverage** (*list[float]*) – A list of floats between the values 0 and 1 that the upper and lower bounds of the prediction interval should be calculated for.
- **predictions** (*pd.Series*) – Optional list of predictions to use. If None, will generate predictions using X.

**Returns** Prediction intervals, keys are in the format {coverage}\_lower or {coverage}\_upper.

**Return type** dict

**Raises** **MethodPropertyNotFoundError** – If the estimator does not support Time Series Regression as a problem type.

**static load**(*file\_path*)

Loads component at file path.

**Parameters** **file\_path** (*str*) – Location to load file.

**Returns** ComponentBase object

**needs\_fitting**(*self*)

Returns boolean determining if component needs fitting before calling predict, predict\_proba, transform, or feature\_importances.

This can be overridden to False for components that do not need to be fit or whose fit methods do nothing.

**Returns** True.

**property parameters**(*self*)

Returns the parameters which were used to initialize the component.

**predict**(*self*, *X*: *pandas.DataFrame*) → *pandas.Series*

Make predictions using selected features.

**Parameters** **X** (*pd.DataFrame*) – Data of shape [n\_samples, n\_features].

**Returns** Predicted values.

**Return type** *pd.Series*

**predict\_proba**(*self*, *X*: *pandas.DataFrame*) → *pandas.Series*

Make probability estimates for labels.

**Parameters** **X** (*pd.DataFrame*) – Features.



**Returns** Probability estimates.

**Return type** `pd.Series`

**save**(*self*, *file\_path*, *pickle\_protocol=cloudpickle.DEFAULT\_PROTOCOL*)

Saves component at file path.

**Parameters**

- **file\_path** (*str*) – Location to save file.
- **pickle\_protocol** (*int*) – The pickle data stream format.

**update\_parameters**(*self*, *update\_dict*, *reset\_fit=True*)

Updates the parameter dictionary of the component.

**Parameters**

- **update\_dict** (*dict*) – A dict of parameters to update.
- **reset\_fit** (*bool*, *optional*) – If True, will set `_is_fitted` to False.

**class** `evalml.pipelines.components.LabelEncoder`(*positive\_label=None*, *random\_seed=0*, *\*\*kwargs*)

A transformer that encodes target labels using values between 0 and `num_classes - 1`.

**Parameters**

- **positive\_label** (*int*, *str*) – The label for the class that should be treated as positive (1) for binary classification problems. Ignored for multiclass problems. Defaults to None.
- **random\_seed** (*int*) – Seed for the random number generator. Defaults to 0. Ignored.

**Attributes**

<b>hyper-parameter_ranges</b>	{ }
<b>is_multiseries</b>	False
<b>modifies_features</b>	False
<b>modifies_target</b>	True
<b>name</b>	Label Encoder
<b>training_only</b>	False

**Methods**

<code>clone</code>	Constructs a new component with the same parameters and random state.
<code>default_parameters</code>	Returns the default parameters for this component.
<code>describe</code>	Describe a component and its parameters.
<code>fit</code>	Fits the label encoder.
<code>fit_transform</code>	Fit and transform data using the label encoder.
<code>inverse_transform</code>	Decodes the target data.
<code>load</code>	Loads component at file path.
<code>needs_fitting</code>	Returns boolean determining if component needs fitting before calling predict, predict_proba, transform, or feature_importances.
<code>parameters</code>	Returns the parameters which were used to initialize the component.
<code>save</code>	Saves component at file path.
<code>transform</code>	Transform the target using the fitted label encoder.
<code>update_parameters</code>	Updates the parameter dictionary of the component.

**clone(self)**

Constructs a new component with the same parameters and random state.

**Returns** A new instance of this component with identical parameters and random state.

**default\_parameters(cls)**

Returns the default parameters for this component.

Our convention is that `Component.default_parameters == Component().parameters`.

**Returns** Default parameters for this component.

**Return type** dict

**describe(self, print\_name=False, return\_dict=False)**

Describe a component and its parameters.

**Parameters**

- **print\_name** (*bool, optional*) – whether to print name of component
- **return\_dict** (*bool, optional*) – whether to return description as dictionary in the format {"name": name, "parameters": parameters}

**Returns** Returns dictionary if return\_dict is True, else None.

**Return type** None or dict

**fit(self, X, y)**

Fits the label encoder.

**Parameters**

- **X** (*pd.DataFrame*) – The input training data of shape [n\_samples, n\_features]. Ignored.
- **y** (*pd.Series*) – The target training data of length [n\_samples].

**Returns** self

**Raises** **ValueError** – If input y is None.

**fit\_transform**(*self*, *X*, *y*)

Fit and transform data using the label encoder.

**Parameters**

- **X** (*pd.DataFrame*) – The input training data of shape [n\_samples, n\_features].
- **y** (*pd.Series*) – The target training data of length [n\_samples].

**Returns** The original features and an encoded version of the target.

**Return type** *pd.DataFrame*, *pd.Series*

**inverse\_transform**(*self*, *y*)

Decodes the target data.

**Parameters** **y** (*pd.Series*) – Target data.

**Returns** The decoded version of the target.

**Return type** *pd.Series*

**Raises** **ValueError** – If input *y* is *None*.

**static load**(*file\_path*)

Loads component at file path.

**Parameters** **file\_path** (*str*) – Location to load file.

**Returns** *ComponentBase* object

**needs\_fitting**(*self*)

Returns boolean determining if component needs fitting before calling *predict*, *predict\_proba*, *transform*, or *feature\_importances*.

This can be overridden to *False* for components that do not need to be fit or whose fit methods do nothing.

**Returns** *True*.

**property parameters**(*self*)

Returns the parameters which were used to initialize the component.

**save**(*self*, *file\_path*, *pickle\_protocol=cloudpickle.DEFAULT\_PROTOCOL*)

Saves component at file path.

**Parameters**

- **file\_path** (*str*) – Location to save file.
- **pickle\_protocol** (*int*) – The pickle data stream format.

**transform**(*self*, *X*, *y=None*)

Transform the target using the fitted label encoder.

**Parameters**

- **X** (*pd.DataFrame*) – The input training data of shape [n\_samples, n\_features]. Ignored.
- **y** (*pd.Series*) – The target training data of length [n\_samples].

**Returns** The original features and an encoded version of the target.

**Return type** *pd.DataFrame*, *pd.Series*

**Raises** **ValueError** – If input *y* is *None*.

**update\_parameters**(*self*, *update\_dict*, *reset\_fit=True*)

Updates the parameter dictionary of the component.

#### Parameters

- **update\_dict** (*dict*) – A dict of parameters to update.
- **reset\_fit** (*bool*, *optional*) – If True, will set *\_is\_fitted* to False.

```
class evalml.pipelines.components.LightGBMClassifier(boosting_type='gbdt', learning_rate=0.1,  
                                                    n_estimators=100, max_depth=0,  
                                                    num_leaves=31, min_child_samples=20,  
                                                    bagging_fraction=0.9, bagging_freq=0,  
                                                    n_jobs=-1, random_seed=0, **kwargs)
```

LightGBM Classifier.

#### Parameters

- **boosting\_type** (*string*) – Type of boosting to use. Defaults to “gbdt”. - ‘gbdt’ uses traditional Gradient Boosting Decision Tree - “dart”, uses Dropouts meet Multiple Additive Regression Trees - “goss”, uses Gradient-based One-Side Sampling - “rf”, uses Random Forest
- **learning\_rate** (*float*) – Boosting learning rate. Defaults to 0.1.
- **n\_estimators** (*int*) – Number of boosted trees to fit. Defaults to 100.
- **max\_depth** (*int*) – Maximum tree depth for base learners, <=0 means no limit. Defaults to 0.
- **num\_leaves** (*int*) – Maximum tree leaves for base learners. Defaults to 31.
- **min\_child\_samples** (*int*) – Minimum number of data needed in a child (leaf). Defaults to 20.
- **bagging\_fraction** (*float*) – LightGBM will randomly select a subset of features on each iteration (tree) without resampling if this is smaller than 1.0. For example, if set to 0.8, LightGBM will select 80% of features before training each tree. This can be used to speed up training and deal with overfitting. Defaults to 0.9.
- **bagging\_freq** (*int*) – Frequency for bagging. 0 means bagging is disabled. k means perform bagging at every k iteration. Every k-th iteration, LightGBM will randomly select *bagging\_fraction* \* 100 % of the data to use for the next k iterations. Defaults to 0.
- **n\_jobs** (*int or None*) – Number of threads to run in parallel. -1 uses all threads. Defaults to -1.
- **random\_seed** (*int*) – Seed for the random number generator. Defaults to 0.

#### Attributes

<b>hyper-parameter_ranges</b>	{ "learning_rate": Real(0.000001, 1), "boosting_type": ["gbdt", "dart", "goss", "rf"], "n_estimators": Integer(10, 100), "max_depth": Integer(0, 10), "num_leaves": Integer(2, 100), "min_child_samples": Integer(1, 100), "bagging_fraction": Real(0.000001, 1), "bagging_freq": Integer(0, 1), }
<b>is_multiseries</b>	False
<b>model_family</b>	ModelFamily.LIGHTGBM
<b>modifies_features</b>	True
<b>modifies_target</b>	False
<b>name</b>	LightGBM Classifier
<b>SEED_MAX</b>	SEED_BOUNDS.max_bound
<b>SEED_MIN</b>	0
<b>supported_problem_types</b>	[ ProblemTypes.BINARY, ProblemTypes.MULTICLASS, ProblemTypes.TIME_SERIES_BINARY, ProblemTypes.TIME_SERIES_MULTICLASS, ]
<b>training_only</b>	False

## Methods

<i>clone</i>	Constructs a new component with the same parameters and random state.
<i>default_parameters</i>	Returns the default parameters for this component.
<i>describe</i>	Describe a component and its parameters.
<i>feature_importance</i>	Returns importance associated with each feature.
<i>fit</i>	Fits LightGBM classifier component to data.
<i>get_prediction_intervals</i>	Find the prediction intervals using the fitted regressor.
<i>load</i>	Loads component at file path.
<i>needs_fitting</i>	Returns boolean determining if component needs fitting before calling predict, predict_proba, transform, or feature_importances.
<i>parameters</i>	Returns the parameters which were used to initialize the component.
<i>predict</i>	Make predictions using the fitted LightGBM classifier.
<i>predict_proba</i>	Make prediction probabilities using the fitted LightGBM classifier.
<i>save</i>	Saves component at file path.
<i>update_parameters</i>	Updates the parameter dictionary of the component.

### **clone**(*self*)

Constructs a new component with the same parameters and random state.

**Returns** A new instance of this component with identical parameters and random state.

### **default\_parameters**(*cls*)

Returns the default parameters for this component.

Our convention is that `Component.default_parameters == Component().parameters`.

**Returns** Default parameters for this component.

**Return type** dict

**describe**(*self*, *print\_name=False*, *return\_dict=False*)

Describe a component and its parameters.

**Parameters**

- **print\_name** (*bool*, *optional*) – whether to print name of component
- **return\_dict** (*bool*, *optional*) – whether to return description as dictionary in the format {"name": name, "parameters": parameters}

**Returns** Returns dictionary if return\_dict is True, else None.

**Return type** None or dict

**property feature\_importance**(*self*) → pandas.Series

Returns importance associated with each feature.

**Returns** Importance associated with each feature.

**Return type** np.ndarray

**Raises MethodPropertyNotFoundError** – If estimator does not have a feature\_importance method or a component\_obj that implements feature\_importance.

**fit**(*self*, *X*, *y=None*)

Fits LightGBM classifier component to data.

**Parameters**

- **X** (*pd.DataFrame*) – The input training data of shape [n\_samples, n\_features].
- **y** (*pd.Series*) – The target training data of length [n\_samples].

**Returns** self

**get\_prediction\_intervals**(*self*, *X: pandas.DataFrame*, *y: Optional[pandas.Series] = None*, *coverage: List[float] = None*, *predictions: pandas.Series = None*) → Dict[str, pandas.Series]

Find the prediction intervals using the fitted regressor.

This function takes the predictions of the fitted estimator and calculates the rolling standard deviation across all predictions using a window size of 5. The lower and upper predictions are determined by taking the percent point (quantile) function of the lower tail probability at each bound multiplied by the rolling standard deviation.

**Parameters**

- **X** (*pd.DataFrame*) – Data of shape [n\_samples, n\_features].
- **y** (*pd.Series*) – Target data. Ignored.
- **coverage** (*list[float]*) – A list of floats between the values 0 and 1 that the upper and lower bounds of the prediction interval should be calculated for.
- **predictions** (*pd.Series*) – Optional list of predictions to use. If None, will generate predictions using X.

**Returns** Prediction intervals, keys are in the format {coverage}\_lower or {coverage}\_upper.

**Return type** dict

**Raises MethodPropertyNotFoundError** – If the estimator does not support Time Series Regression as a problem type.

**static load**(*file\_path*)

Loads component at file path.

**Parameters** *file\_path* (*str*) – Location to load file.

**Returns** ComponentBase object

**needs\_fitting**(*self*)

Returns boolean determining if component needs fitting before calling predict, predict\_proba, transform, or feature\_importances.

This can be overridden to False for components that do not need to be fit or whose fit methods do nothing.

**Returns** True.

**property parameters**(*self*)

Returns the parameters which were used to initialize the component.

**predict**(*self*, *X*)

Make predictions using the fitted LightGBM classifier.

**Parameters** *X* (*pd.DataFrame*) – Data of shape [n\_samples, n\_features].

**Returns** Predicted values.

**Return type** *pd.DataFrame*

**predict\_proba**(*self*, *X*)

Make prediction probabilities using the fitted LightGBM classifier.

**Parameters** *X* (*pd.DataFrame*) – Data of shape [n\_samples, n\_features].

**Returns** Predicted probability values.

**Return type** *pd.DataFrame*

**save**(*self*, *file\_path*, *pickle\_protocol=cloudpickle.DEFAULT\_PROTOCOL*)

Saves component at file path.

**Parameters**

- **file\_path** (*str*) – Location to save file.
- **pickle\_protocol** (*int*) – The pickle data stream format.

**update\_parameters**(*self*, *update\_dict*, *reset\_fit=True*)

Updates the parameter dictionary of the component.

**Parameters**

- **update\_dict** (*dict*) – A dict of parameters to update.
- **reset\_fit** (*bool*, *optional*) – If True, will set *\_is\_fitted* to False.

**class** evalml.pipelines.components.**LightGBMRegressor**(*boosting\_type='gbdt'*, *learning\_rate=0.1*,  
*n\_estimators=20*, *max\_depth=0*,  
*num\_leaves=31*, *min\_child\_samples=20*,  
*bagging\_fraction=0.9*, *bagging\_freq=0*,  
*n\_jobs=-1*, *random\_seed=0*, *\*\*kwargs*)

LightGBM Regressor.

**Parameters**

- **boosting\_type** (*string*) – Type of boosting to use. Defaults to “gbdt”. - ‘gbdt’ uses traditional Gradient Boosting Decision Tree - “dart”, uses Dropouts meet Multiple Additive Regression Trees - “goss”, uses Gradient-based One-Side Sampling - “rf”, uses Random Forest
- **learning\_rate** (*float*) – Boosting learning rate. Defaults to 0.1.
- **n\_estimators** (*int*) – Number of boosted trees to fit. Defaults to 100.
- **max\_depth** (*int*) – Maximum tree depth for base learners,  $\leq 0$  means no limit. Defaults to 0.
- **num\_leaves** (*int*) – Maximum tree leaves for base learners. Defaults to 31.
- **min\_child\_samples** (*int*) – Minimum number of data needed in a child (leaf). Defaults to 20.
- **bagging\_fraction** (*float*) – LightGBM will randomly select a subset of features on each iteration (tree) without resampling if this is smaller than 1.0. For example, if set to 0.8, LightGBM will select 80% of features before training each tree. This can be used to speed up training and deal with overfitting. Defaults to 0.9.
- **bagging\_freq** (*int*) – Frequency for bagging. 0 means bagging is disabled. k means perform bagging at every k iteration. Every k-th iteration, LightGBM will randomly select  $\text{bagging\_fraction} * 100\%$  of the data to use for the next k iterations. Defaults to 0.
- **n\_jobs** (*int or None*) – Number of threads to run in parallel. -1 uses all threads. Defaults to -1.
- **random\_seed** (*int*) – Seed for the random number generator. Defaults to 0.

#### Attributes

<b>hyper-parameter_ranges</b>	{ “learning_rate”: Real(0.000001, 1), “boosting_type”: [“gbdt”, “dart”, “goss”, “rf”], “n_estimators”: Integer(10, 100), “max_depth”: Integer(0, 10), “num_leaves”: Integer(2, 100), “min_child_samples”: Integer(1, 100), “bagging_fraction”: Real(0.000001, 1), “bagging_freq”: Integer(0, 1), }
<b>is_multiseries</b>	False
<b>model_family</b>	ModelFamily.LIGHTGBM
<b>modifies_features</b>	True
<b>modifies_target</b>	False
<b>name</b>	LightGBM Regressor
<b>SEED_MAX</b>	SEED_BOUNDS.max_bound
<b>SEED_MIN</b>	0
<b>supported_problem_types</b>	[ProblemTypes.REGRESSION]
<b>training_only</b>	False

#### Methods



<code>clone</code>	Constructs a new component with the same parameters and random state.
<code>default_parameters</code>	Returns the default parameters for this component.
<code>describe</code>	Describe a component and its parameters.
<code>feature_importance</code>	Returns importance associated with each feature.
<code>fit</code>	Fits LightGBM regressor to data.
<code>get_prediction_intervals</code>	Find the prediction intervals using the fitted regressor.
<code>load</code>	Loads component at file path.
<code>needs_fitting</code>	Returns boolean determining if component needs fitting before calling predict, predict_proba, transform, or feature_importances.
<code>parameters</code>	Returns the parameters which were used to initialize the component.
<code>predict</code>	Make predictions using fitted LightGBM regressor.
<code>predict_proba</code>	Make probability estimates for labels.
<code>save</code>	Saves component at file path.
<code>update_parameters</code>	Updates the parameter dictionary of the component.

**clone(self)**

Constructs a new component with the same parameters and random state.

**Returns** A new instance of this component with identical parameters and random state.

**default\_parameters(cls)**

Returns the default parameters for this component.

Our convention is that `Component.default_parameters == Component().parameters`.

**Returns** Default parameters for this component.

**Return type** dict

**describe(self, print\_name=False, return\_dict=False)**

Describe a component and its parameters.

**Parameters**

- **print\_name** (*bool, optional*) – whether to print name of component
- **return\_dict** (*bool, optional*) – whether to return description as dictionary in the format {"name": name, "parameters": parameters}

**Returns** Returns dictionary if return\_dict is True, else None.

**Return type** None or dict

**property feature\_importance(self) → pandas.Series**

Returns importance associated with each feature.

**Returns** Importance associated with each feature.

**Return type** np.ndarray

**Raises** **MethodPropertyNotFoundError** – If estimator does not have a `feature_importance` method or a `component_obj` that implements `feature_importance`.

**fit(self, X, y=None)**

Fits LightGBM regressor to data.

**Parameters**

- **X** (*pd.DataFrame*) – The input training data of shape [n\_samples, n\_features].
- **y** (*pd.Series*) – The target training data of length [n\_samples].

**Returns** self

**get\_prediction\_intervals**(*self*, *X*: *pandas.DataFrame*, *y*: *Optional[pandas.Series] = None*, *coverage*: *List[float] = None*, *predictions*: *pandas.Series = None*) → Dict[str, *pandas.Series*]

Find the prediction intervals using the fitted regressor.

This function takes the predictions of the fitted estimator and calculates the rolling standard deviation across all predictions using a window size of 5. The lower and upper predictions are determined by taking the percent point (quantile) function of the lower tail probability at each bound multiplied by the rolling standard deviation.

**Parameters**

- **X** (*pd.DataFrame*) – Data of shape [n\_samples, n\_features].
- **y** (*pd.Series*) – Target data. Ignored.
- **coverage** (*list[float]*) – A list of floats between the values 0 and 1 that the upper and lower bounds of the prediction interval should be calculated for.
- **predictions** (*pd.Series*) – Optional list of predictions to use. If None, will generate predictions using X.

**Returns** Prediction intervals, keys are in the format {coverage}\_lower or {coverage}\_upper.

**Return type** dict

**Raises** **MethodPropertyNotFoundError** – If the estimator does not support Time Series Regression as a problem type.

**static load**(*file\_path*)

Loads component at file path.

**Parameters** **file\_path** (*str*) – Location to load file.

**Returns** ComponentBase object

**needs\_fitting**(*self*)

Returns boolean determining if component needs fitting before calling predict, predict\_proba, transform, or feature\_importances.

This can be overridden to False for components that do not need to be fit or whose fit methods do nothing.

**Returns** True.

**property parameters**(*self*)

Returns the parameters which were used to initialize the component.

**predict**(*self*, *X*)

Make predictions using fitted LightGBM regressor.

**Parameters** **X** (*pd.DataFrame*) – Data of shape [n\_samples, n\_features].

**Returns** Predicted values.

**Return type** *pd.Series*

**predict\_proba**(*self*, *X*: *pandas.DataFrame*) → *pandas.Series*

Make probability estimates for labels.

**Parameters** *X* (*pd.DataFrame*) – Features.

**Returns** Probability estimates.

**Return type** *pd.Series*

**Raises** **MethodPropertyNotFoundError** – If estimator does not have a `predict_proba` method or a `component_obj` that implements `predict_proba`.

**save**(*self*, *file\_path*, *pickle\_protocol=cloudpickle.DEFAULT\_PROTOCOL*)

Saves component at file path.

**Parameters**

- **file\_path** (*str*) – Location to save file.
- **pickle\_protocol** (*int*) – The pickle data stream format.

**update\_parameters**(*self*, *update\_dict*, *reset\_fit=True*)

Updates the parameter dictionary of the component.

**Parameters**

- **update\_dict** (*dict*) – A dict of parameters to update.
- **reset\_fit** (*bool*, *optional*) – If True, will set `_is_fitted` to False.

**class** `evalml.pipelines.components.LinearDiscriminantAnalysis`(*n\_components=None*,  
*random\_seed=0*, *\*\*kwargs*)

Reduces the number of features by using Linear Discriminant Analysis.

**Parameters**

- **n\_components** (*int*) – The number of features to maintain after computation. Defaults to None.
- **random\_seed** (*int*) – Seed for the random number generator. Defaults to 0.

**Attributes**

<b>hyper-parameter_ranges</b>	{ }
<b>is_multiseries</b>	False
<b>modifies_features</b>	True
<b>modifies_target</b>	False
<b>name</b>	Linear Discriminant Analysis Transformer
<b>training_only</b>	False

**Methods**

<code>clone</code>	Constructs a new component with the same parameters and random state.
<code>default_parameters</code>	Returns the default parameters for this component.
<code>describe</code>	Describe a component and its parameters.
<code>fit</code>	Fits the LDA component.
<code>fit_transform</code>	Fit and transform data using the LDA component.
<code>load</code>	Loads component at file path.
<code>needs_fitting</code>	Returns boolean determining if component needs fitting before calling predict, predict_proba, transform, or feature_importances.
<code>parameters</code>	Returns the parameters which were used to initialize the component.
<code>save</code>	Saves component at file path.
<code>transform</code>	Transform data using the fitted LDA component.
<code>update_parameters</code>	Updates the parameter dictionary of the component.

**clone**(*self*)

Constructs a new component with the same parameters and random state.

**Returns** A new instance of this component with identical parameters and random state.

**default\_parameters**(*cls*)

Returns the default parameters for this component.

Our convention is that `Component.default_parameters == Component().parameters`.

**Returns** Default parameters for this component.

**Return type** dict

**describe**(*self*, *print\_name=False*, *return\_dict=False*)

Describe a component and its parameters.

**Parameters**

- **print\_name** (*bool*, *optional*) – whether to print name of component
- **return\_dict** (*bool*, *optional*) – whether to return description as dictionary in the format {"name": name, "parameters": parameters}

**Returns** Returns dictionary if `return_dict` is True, else None.

**Return type** None or dict

**fit**(*self*, *X*, *y*)

Fits the LDA component.

**Parameters**

- **X** (*pd.DataFrame*) – The input training data of shape [n\_samples, n\_features].
- **y** (*pd.Series*, *optional*) – The target training data of length [n\_samples].

**Returns** self

**Raises** **ValueError** – If input data is not all numeric.

**fit\_transform**(*self*, *X*, *y=None*)

Fit and transform data using the LDA component.

**Parameters**

- **X** (*pd.DataFrame*) – The input training data of shape [n\_samples, n\_features].
- **y** (*pd.Series*, *optional*) – The target training data of length [n\_samples].

**Returns** Transformed data.

**Return type** *pd.DataFrame*

**Raises** **ValueError** – If input data is not all numeric.

**static load**(*file\_path*)

Loads component at file path.

**Parameters** **file\_path** (*str*) – Location to load file.

**Returns** *ComponentBase* object

**needs\_fitting**(*self*)

Returns boolean determining if component needs fitting before calling predict, predict\_proba, transform, or feature\_importances.

This can be overridden to False for components that do not need to be fit or whose fit methods do nothing.

**Returns** True.

**property parameters**(*self*)

Returns the parameters which were used to initialize the component.

**save**(*self*, *file\_path*, *pickle\_protocol=cloudpickle.DEFAULT\_PROTOCOL*)

Saves component at file path.

**Parameters**

- **file\_path** (*str*) – Location to save file.
- **pickle\_protocol** (*int*) – The pickle data stream format.

**transform**(*self*, *X*, *y=None*)

Transform data using the fitted LDA component.

**Parameters**

- **X** (*pd.DataFrame*) – The input training data of shape [n\_samples, n\_features].
- **y** (*pd.Series*, *optional*) – The target training data of length [n\_samples].

**Returns** Transformed data.

**Return type** *pd.DataFrame*

**Raises** **ValueError** – If input data is not all numeric.

**update\_parameters**(*self*, *update\_dict*, *reset\_fit=True*)

Updates the parameter dictionary of the component.

**Parameters**

- **update\_dict** (*dict*) – A dict of parameters to update.
- **reset\_fit** (*bool*, *optional*) – If True, will set *\_is\_fitted* to False.

**class** evalml.pipelines.components.**LinearRegressor**(*fit\_intercept=True*, *n\_jobs=-1*, *random\_seed=0*,  
\*\**kwargs*)

Linear Regressor.

**Parameters**

- **fit\_intercept** (*boolean*) – Whether to calculate the intercept for this model. If set to False, no intercept will be used in calculations (i.e. data is expected to be centered). Defaults to True.
- **n\_jobs** (*int or None*) – Number of jobs to run in parallel. -1 uses all threads. Defaults to -1.
- **random\_seed** (*int*) – Seed for the random number generator. Defaults to 0.

#### Attributes

<b>hyper-parameter_ranges</b>	{ "fit_intercept": [True, False], }
<b>is_multiseries</b>	False
<b>model_family</b>	ModelFamily.LINEAR_MODEL
<b>modifies_features</b>	True
<b>modifies_target</b>	False
<b>name</b>	Linear Regressor
<b>supported_problem_types</b>	[ ProblemTypes.REGRESSION, ProblemTypes.TIME_SERIES_REGRESSION, ]
<b>training_only</b>	False

#### Methods

<i>clone</i>	Constructs a new component with the same parameters and random state.
<i>default_parameters</i>	Returns the default parameters for this component.
<i>describe</i>	Describe a component and its parameters.
<i>feature_importance</i>	Feature importance for fitted linear regressor.
<i>fit</i>	Fits estimator to data.
<i>get_prediction_intervals</i>	Find the prediction intervals using the fitted regressor.
<i>load</i>	Loads component at file path.
<i>needs_fitting</i>	Returns boolean determining if component needs fitting before calling predict, predict_proba, transform, or feature_importances.
<i>parameters</i>	Returns the parameters which were used to initialize the component.
<i>predict</i>	Make predictions using selected features.
<i>predict_proba</i>	Make probability estimates for labels.
<i>save</i>	Saves component at file path.
<i>update_parameters</i>	Updates the parameter dictionary of the component.

#### **clone**(*self*)

Constructs a new component with the same parameters and random state.

**Returns** A new instance of this component with identical parameters and random state.

#### **default\_parameters**(*cls*)

Returns the default parameters for this component.

Our convention is that `Component.default_parameters == Component().parameters`.

**Returns** Default parameters for this component.

**Return type** dict

**describe**(*self*, *print\_name=False*, *return\_dict=False*)

Describe a component and its parameters.

**Parameters**

- **print\_name** (*bool*, *optional*) – whether to print name of component
- **return\_dict** (*bool*, *optional*) – whether to return description as dictionary in the format {"name": name, "parameters": parameters}

**Returns** Returns dictionary if `return_dict` is `True`, else `None`.

**Return type** None or dict

**property feature\_importance**(*self*)

Feature importance for fitted linear regressor.

**fit**(*self*, *X: pandas.DataFrame*, *y: Optional[pandas.Series] = None*)

Fits estimator to data.

**Parameters**

- **X** (*pd.DataFrame*) – The input training data of shape [n\_samples, n\_features].
- **y** (*pd.Series*, *optional*) – The target training data of length [n\_samples].

**Returns** self

**get\_prediction\_intervals**(*self*, *X: pandas.DataFrame*, *y: Optional[pandas.Series] = None*, *coverage: List[float] = None*, *predictions: pandas.Series = None*) → Dict[str, pandas.Series]

Find the prediction intervals using the fitted regressor.

This function takes the predictions of the fitted estimator and calculates the rolling standard deviation across all predictions using a window size of 5. The lower and upper predictions are determined by taking the percent point (quantile) function of the lower tail probability at each bound multiplied by the rolling standard deviation.

**Parameters**

- **X** (*pd.DataFrame*) – Data of shape [n\_samples, n\_features].
- **y** (*pd.Series*) – Target data. Ignored.
- **coverage** (*list[float]*) – A list of floats between the values 0 and 1 that the upper and lower bounds of the prediction interval should be calculated for.
- **predictions** (*pd.Series*) – Optional list of predictions to use. If `None`, will generate predictions using `X`.

**Returns** Prediction intervals, keys are in the format {coverage}\_lower or {coverage}\_upper.

**Return type** dict

**Raises** **MethodPropertyNotFoundError** – If the estimator does not support Time Series Regression as a problem type.

**static load**(*file\_path*)

Loads component at file path.

**Parameters** **file\_path** (*str*) – Location to load file.

**Returns** ComponentBase object

**needs\_fitting**(*self*)

Returns boolean determining if component needs fitting before calling predict, predict\_proba, transform, or feature\_importances.

This can be overridden to False for components that do not need to be fit or whose fit methods do nothing.

**Returns** True.

**property parameters**(*self*)

Returns the parameters which were used to initialize the component.

**predict**(*self*, *X*: *pandas.DataFrame*) → *pandas.Series*

Make predictions using selected features.

**Parameters** **X** (*pd.DataFrame*) – Data of shape [n\_samples, n\_features].

**Returns** Predicted values.

**Return type** *pd.Series*

**Raises** **MethodPropertyNotFoundError** – If estimator does not have a predict method or a component\_obj that implements predict.

**predict\_proba**(*self*, *X*: *pandas.DataFrame*) → *pandas.Series*

Make probability estimates for labels.

**Parameters** **X** (*pd.DataFrame*) – Features.

**Returns** Probability estimates.

**Return type** *pd.Series*

**Raises** **MethodPropertyNotFoundError** – If estimator does not have a predict\_proba method or a component\_obj that implements predict\_proba.

**save**(*self*, *file\_path*, *pickle\_protocol*=*cloudpickle.DEFAULT\_PROTOCOL*)

Saves component at file path.

**Parameters**

- **file\_path** (*str*) – Location to save file.
- **pickle\_protocol** (*int*) – The pickle data stream format.

**update\_parameters**(*self*, *update\_dict*, *reset\_fit*=*True*)

Updates the parameter dictionary of the component.

**Parameters**

- **update\_dict** (*dict*) – A dict of parameters to update.
- **reset\_fit** (*bool*, *optional*) – If True, will set *\_is\_fitted* to False.

```
class evalml.pipelines.components.LogisticRegressionClassifier(penalty='l2', C=1.0,  
                                                             multi_class='auto', solver='lbfgs',  
                                                             n_jobs=- 1, random_seed=0,  
                                                             **kwargs)
```

Logistic Regression Classifier.



## Parameters

- **penalty** (`{"l1", "l2", "elasticnet", "none"}`) – The norm used in penalization. Defaults to “l2”.
- **C** (`float`) – Inverse of regularization strength. Must be a positive float. Defaults to 1.0.
- **multi\_class** (`{"auto", "ovr", "multinomial"}`) – If the option chosen is “ovr”, then a binary problem is fit for each label. For “multinomial” the loss minimised is the multinomial loss fit across the entire probability distribution, even when the data is binary. “multinomial” is unavailable when solver=“liblinear”. “auto” selects “ovr” if the data is binary, or if solver=“liblinear”, and otherwise selects “multinomial”. Defaults to “auto”.
- **solver** (`{"newton-cg", "lbfgs", "liblinear", "sag", "saga"}`) – Algorithm to use in the optimization problem. For small datasets, “liblinear” is a good choice, whereas “sag” and “saga” are faster for large ones. For multiclass problems, only “newton-cg”, “sag”, “saga” and “lbfgs” handle multinomial loss; “liblinear” is limited to one-versus-rest schemes.
  - “newton-cg”, “lbfgs”, “sag” and “saga” handle L2 or no penalty
  - “liblinear” and “saga” also handle L1 penalty
  - “saga” also supports “elasticnet” penalty
  - “liblinear” does not support setting penalty=’none’
 Defaults to “lbfgs”.
- **n\_jobs** (`int`) – Number of parallel threads used to run xgboost. Note that creating thread contention will significantly slow down the algorithm. Defaults to -1.
- **random\_seed** (`int`) – Seed for the random number generator. Defaults to 0.

## Attributes

<b>hyper-parameter_ranges</b>	{ “penalty”: [“l2”], “C”: Real(0.01, 10), }
<b>is_multiseries</b>	False
<b>model_family</b>	ModelFamily.LINEAR_MODEL
<b>modifies_features</b>	True
<b>modifies_target</b>	False
<b>name</b>	Logistic Regression Classifier
<b>supported_problem_types</b>	[ ProblemTypes.BINARY, ProblemTypes.MULTICLASS, ProblemTypes.TIME_SERIES_BINARY, ProblemTypes.TIME_SERIES_MULTICLASS, ]
<b>training_only</b>	False

## Methods

<code>clone</code>	Constructs a new component with the same parameters and random state.
<code>default_parameters</code>	Returns the default parameters for this component.
<code>describe</code>	Describe a component and its parameters.
<code>feature_importance</code>	Feature importance for fitted logistic regression classifier.
<code>fit</code>	Fits estimator to data.
<code>get_prediction_intervals</code>	Find the prediction intervals using the fitted regressor.
<code>load</code>	Loads component at file path.
<code>needs_fitting</code>	Returns boolean determining if component needs fitting before calling predict, predict_proba, transform, or feature_importances.
<code>parameters</code>	Returns the parameters which were used to initialize the component.
<code>predict</code>	Make predictions using selected features.
<code>predict_proba</code>	Make probability estimates for labels.
<code>save</code>	Saves component at file path.
<code>update_parameters</code>	Updates the parameter dictionary of the component.

**clone**(*self*)

Constructs a new component with the same parameters and random state.

**Returns** A new instance of this component with identical parameters and random state.

**default\_parameters**(*cls*)

Returns the default parameters for this component.

Our convention is that `Component.default_parameters == Component().parameters`.

**Returns** Default parameters for this component.

**Return type** dict

**describe**(*self*, *print\_name=False*, *return\_dict=False*)

Describe a component and its parameters.

**Parameters**

- **print\_name** (*bool*, *optional*) – whether to print name of component
- **return\_dict** (*bool*, *optional*) – whether to return description as dictionary in the format {"name": name, "parameters": parameters}

**Returns** Returns dictionary if `return_dict` is `True`, else `None`.

**Return type** None or dict

**property feature\_importance**(*self*)

Feature importance for fitted logistic regression classifier.

**fit**(*self*, *X: pandas.DataFrame*, *y: Optional[pandas.Series] = None*)

Fits estimator to data.

**Parameters**

- **X** (*pd.DataFrame*) – The input training data of shape `[n_samples, n_features]`.
- **y** (*pd.Series*, *optional*) – The target training data of length `[n_samples]`.

**Returns** self

**get\_prediction\_intervals**(*self*, *X*: *pandas.DataFrame*, *y*: *Optional[pandas.Series]* = *None*, *coverage*: *List[float]* = *None*, *predictions*: *pandas.Series* = *None*) → *Dict[str, pandas.Series]*

Find the prediction intervals using the fitted regressor.

This function takes the predictions of the fitted estimator and calculates the rolling standard deviation across all predictions using a window size of 5. The lower and upper predictions are determined by taking the percent point (quantile) function of the lower tail probability at each bound multiplied by the rolling standard deviation.

#### Parameters

- **X** (*pd.DataFrame*) – Data of shape [n\_samples, n\_features].
- **y** (*pd.Series*) – Target data. Ignored.
- **coverage** (*list[float]*) – A list of floats between the values 0 and 1 that the upper and lower bounds of the prediction interval should be calculated for.
- **predictions** (*pd.Series*) – Optional list of predictions to use. If *None*, will generate predictions using *X*.

**Returns** Prediction intervals, keys are in the format {coverage}\_lower or {coverage}\_upper.

**Return type** dict

**Raises** **MethodPropertyNotFoundError** – If the estimator does not support Time Series Regression as a problem type.

**static load**(*file\_path*)

Loads component at file path.

**Parameters** **file\_path** (*str*) – Location to load file.

**Returns** ComponentBase object

**needs\_fitting**(*self*)

Returns boolean determining if component needs fitting before calling predict, predict\_proba, transform, or feature\_importances.

This can be overridden to False for components that do not need to be fit or whose fit methods do nothing.

**Returns** True.

**property parameters**(*self*)

Returns the parameters which were used to initialize the component.

**predict**(*self*, *X*: *pandas.DataFrame*) → *pandas.Series*

Make predictions using selected features.

**Parameters** **X** (*pd.DataFrame*) – Data of shape [n\_samples, n\_features].

**Returns** Predicted values.

**Return type** *pd.Series*

**Raises** **MethodPropertyNotFoundError** – If estimator does not have a predict method or a component\_obj that implements predict.

**predict\_proba**(*self*, *X*: *pandas.DataFrame*) → *pandas.Series*

Make probability estimates for labels.

**Parameters** *X* (*pd.DataFrame*) – Features.

**Returns** Probability estimates.

**Return type** *pd.Series*

**Raises** **MethodPropertyNotFoundError** – If estimator does not have a `predict_proba` method or a `component_obj` that implements `predict_proba`.

**save**(*self*, *file\_path*, *pickle\_protocol*=*cloudpickle.DEFAULT\_PROTOCOL*)

Saves component at file path.

**Parameters**

- **file\_path** (*str*) – Location to save file.
- **pickle\_protocol** (*int*) – The pickle data stream format.

**update\_parameters**(*self*, *update\_dict*, *reset\_fit*=*True*)

Updates the parameter dictionary of the component.

**Parameters**

- **update\_dict** (*dict*) – A dict of parameters to update.
- **reset\_fit** (*bool*, *optional*) – If *True*, will set `_is_fitted` to *False*.

**class** `evalml.pipelines.components.LogTransformer`(*random\_seed*=0)

Applies a log transformation to the target data.

**Attributes**

<b>hyper-parameter_ranges</b>	{}
<b>is_multiseries</b>	False
<b>modifies_features</b>	False
<b>modifies_target</b>	True
<b>name</b>	Log Transformer
<b>training_only</b>	False

**Methods**

<code>clone</code>	Constructs a new component with the same parameters and random state.
<code>default_parameters</code>	Returns the default parameters for this component.
<code>describe</code>	Describe a component and its parameters.
<code>fit</code>	Fits the LogTransformer.
<code>fit_transform</code>	Log transforms the target variable.
<code>inverse_transform</code>	Apply exponential to target data.
<code>load</code>	Loads component at file path.
<code>needs_fitting</code>	Returns boolean determining if component needs fitting before calling predict, predict_proba, transform, or feature_importances.
<code>parameters</code>	Returns the parameters which were used to initialize the component.
<code>save</code>	Saves component at file path.
<code>transform</code>	Log transforms the target variable.
<code>update_parameters</code>	Updates the parameter dictionary of the component.

**clone(self)**

Constructs a new component with the same parameters and random state.

**Returns** A new instance of this component with identical parameters and random state.

**default\_parameters(cls)**

Returns the default parameters for this component.

Our convention is that `Component.default_parameters == Component().parameters`.

**Returns** Default parameters for this component.

**Return type** dict

**describe(self, print\_name=False, return\_dict=False)**

Describe a component and its parameters.

**Parameters**

- **print\_name** (*bool, optional*) – whether to print name of component
- **return\_dict** (*bool, optional*) – whether to return description as dictionary in the format {"name": name, "parameters": parameters}

**Returns** Returns dictionary if return\_dict is True, else None.

**Return type** None or dict

**fit(self, X, y=None)**

Fits the LogTransformer.

**Parameters**

- **X** (*pd.DataFrame or np.ndarray*) – Ignored.
- **y** (*pd.Series, optional*) – Ignored.

**Returns** self

**fit\_transform(self, X, y=None)**

Log transforms the target variable.

**Parameters**

- **X** (*pd.DataFrame*, *optional*) – Ignored.
- **y** (*pd.Series*) – Target variable to log transform.

**Returns**

**The input features are returned without modification. The target** variable **y** is log transformed.

**Return type** tuple of *pd.DataFrame*, *pd.Series*

**inverse\_transform**(*self*, *y*)

Apply exponential to target data.

**Parameters** **y** (*pd.Series*) – Target variable.

**Returns** Target with exponential applied.

**Return type** *pd.Series*

**static load**(*file\_path*)

Loads component at file path.

**Parameters** **file\_path** (*str*) – Location to load file.

**Returns** *ComponentBase* object

**needs\_fitting**(*self*)

Returns boolean determining if component needs fitting before calling `predict`, `predict_proba`, `transform`, or `feature_importances`.

This can be overridden to `False` for components that do not need to be fit or whose fit methods do nothing.

**Returns** `True`.

**property parameters**(*self*)

Returns the parameters which were used to initialize the component.

**save**(*self*, *file\_path*, *pickle\_protocol=cloudpickle.DEFAULT\_PROTOCOL*)

Saves component at file path.

**Parameters**

- **file\_path** (*str*) – Location to save file.
- **pickle\_protocol** (*int*) – The pickle data stream format.

**transform**(*self*, *X*, *y=None*)

Log transforms the target variable.

**Parameters**

- **X** (*pd.DataFrame*, *optional*) – Ignored.
- **y** (*pd.Series*) – Target data to log transform.

**Returns**

**The input features are returned without modification. The target** variable **y** is log transformed.

**Return type** tuple of *pd.DataFrame*, *pd.Series*

**update\_parameters**(*self*, *update\_dict*, *reset\_fit=True*)

Updates the parameter dictionary of the component.

#### Parameters

- **update\_dict** (*dict*) – A dict of parameters to update.
- **reset\_fit** (*bool*, *optional*) – If True, will set *\_is\_fitted* to False.

**class** evalml.pipelines.components.LSA(*random\_seed=0*, *\*\*kwargs*)

Transformer to calculate the Latent Semantic Analysis Values of text input.

**Parameters** **random\_seed** (*int*) – Seed for the random number generator. Defaults to 0.

#### Attributes

<b>hyper-parameter_ranges</b>	{}
<b>is_multiseries</b>	False
<b>modifies_features</b>	True
<b>modifies_target</b>	False
<b>name</b>	LSA Transformer
<b>training_only</b>	False

#### Methods

<i>clone</i>	Constructs a new component with the same parameters and random state.
<i>default_parameters</i>	Returns the default parameters for this component.
<i>describe</i>	Describe a component and its parameters.
<i>fit</i>	Fits the input data.
<i>fit_transform</i>	Fits on X and transforms X.
<i>load</i>	Loads component at file path.
<i>needs_fitting</i>	Returns boolean determining if component needs fitting before calling predict, predict_proba, transform, or feature_importances.
<i>parameters</i>	Returns the parameters which were used to initialize the component.
<i>save</i>	Saves component at file path.
<i>transform</i>	Transforms data X by applying the LSA pipeline.
<i>update_parameters</i>	Updates the parameter dictionary of the component.

**clone**(*self*)

Constructs a new component with the same parameters and random state.

**Returns** A new instance of this component with identical parameters and random state.

**default\_parameters**(*cls*)

Returns the default parameters for this component.

Our convention is that `Component.default_parameters == Component().parameters`.

**Returns** Default parameters for this component.

**Return type** dict

**describe**(*self*, *print\_name=False*, *return\_dict=False*)

Describe a component and its parameters.

**Parameters**

- **print\_name** (*bool*, *optional*) – whether to print name of component
- **return\_dict** (*bool*, *optional*) – whether to return description as dictionary in the format {"name": name, "parameters": parameters}

**Returns** Returns dictionary if return\_dict is True, else None.

**Return type** None or dict

**fit**(*self*, *X*, *y=None*)

Fits the input data.

**Parameters**

- **X** (*pd.DataFrame*) – The data to transform.
- **y** (*pd.Series*, *optional*) – Ignored.

**Returns** self

**fit\_transform**(*self*, *X*, *y=None*)

Fits on X and transforms X.

**Parameters**

- **X** (*pd.DataFrame*) – Data to fit and transform.
- **y** (*pd.Series*) – Target data.

**Returns** Transformed X.

**Return type** pd.DataFrame

**Raises** **MethodPropertyNotFoundError** – If transformer does not have a transform method or a component\_obj that implements transform.

**static load**(*file\_path*)

Loads component at file path.

**Parameters** **file\_path** (*str*) – Location to load file.

**Returns** ComponentBase object

**needs\_fitting**(*self*)

Returns boolean determining if component needs fitting before calling predict, predict\_proba, transform, or feature\_importances.

This can be overridden to False for components that do not need to be fit or whose fit methods do nothing.

**Returns** True.

**property parameters**(*self*)

Returns the parameters which were used to initialize the component.

**save**(*self*, *file\_path*, *pickle\_protocol=cloudpickle.DEFAULT\_PROTOCOL*)

Saves component at file path.

**Parameters**



- **file\_path** (*str*) – Location to save file.
- **pickle\_protocol** (*int*) – The pickle data stream format.

**transform**(*self*, *X*, *y=None*)

Transforms data *X* by applying the LSA pipeline.

#### Parameters

- **X** (*pd.DataFrame*) – The data to transform.
- **y** (*pd.Series*, *optional*) – Ignored.

#### Returns

**Transformed X.** The original column is removed and replaced with two columns of the format *LSA(original\_column\_name)[feature\_number]*, where *feature\_number* is 0 or 1.

**Return type** *pd.DataFrame*

**update\_parameters**(*self*, *update\_dict*, *reset\_fit=True*)

Updates the parameter dictionary of the component.

#### Parameters

- **update\_dict** (*dict*) – A dict of parameters to update.
- **reset\_fit** (*bool*, *optional*) – If True, will set *\_is\_fitted* to False.

```
class evalml.pipelines.components.MultiseriesTimeSeriesBaselineRegressor(gap=1,
                                                                    forecast_horizon=1,
                                                                    random_seed=0,
                                                                    **kwargs)
```

Multiseries time series regressor that predicts using the naive forecasting approach.

This is useful as a simple baseline estimator for multiseries time series problems.

#### Parameters

- **gap** (*int*) – Gap between prediction date and target date and must be a positive integer. If gap is 0, target date will be shifted ahead by 1 time period. Defaults to 1.
- **forecast\_horizon** (*int*) – Number of time steps the model is expected to predict.
- **random\_seed** (*int*) – Seed for the random number generator. Defaults to 0.

#### Attributes

<b>hyper-parameter_ranges</b>	{}
<b>is_multiseries</b>	True
<b>model_family</b>	ModelFamily.BASELINE
<b>modifies_features</b>	True
<b>modifies_target</b>	False
<b>name</b>	Multiseries Time Series Baseline Regressor
<b>supported_problem_types</b>	[ ProblemTypes.TIME_SERIES_REGRESSION,]
<b>training_only</b>	False

## Methods

<code>clone</code>	Constructs a new component with the same parameters and random state.
<code>default_parameters</code>	Returns the default parameters for this component.
<code>describe</code>	Describe a component and its parameters.
<code>feature_importance</code>	Returns importance associated with each feature.
<code>fit</code>	Fits multiseries time series baseline regressor to data.
<code>get_prediction_intervals</code>	Find the prediction intervals using the fitted regressor.
<code>load</code>	Loads component at file path.
<code>needs_fitting</code>	Returns boolean determining if component needs fitting before calling predict, predict_proba, transform, or feature_importances.
<code>parameters</code>	Returns the parameters which were used to initialize the component.
<code>predict</code>	Make predictions using fitted multiseries time series baseline regressor.
<code>predict_proba</code>	Make probability estimates for labels.
<code>save</code>	Saves component at file path.
<code>update_parameters</code>	Updates the parameter dictionary of the component.

### `clone(self)`

Constructs a new component with the same parameters and random state.

**Returns** A new instance of this component with identical parameters and random state.

### `default_parameters(cls)`

Returns the default parameters for this component.

Our convention is that `Component.default_parameters == Component().parameters`.

**Returns** Default parameters for this component.

**Return type** dict

### `describe(self, print_name=False, return_dict=False)`

Describe a component and its parameters.

#### Parameters

- **print\_name** (*bool, optional*) – whether to print name of component
- **return\_dict** (*bool, optional*) – whether to return description as dictionary in the format {"name": name, "parameters": parameters}

**Returns** Returns dictionary if return\_dict is True, else None.

**Return type** None or dict

### `property feature_importance(self)`

Returns importance associated with each feature.

Since baseline estimators do not use input features to calculate predictions, returns an array of zeroes.

**Returns** An array of zeroes.

**Return type** np.ndarray (float)

**fit**(*self*, *X*, *y=None*)

Fits multiseries time series baseline regressor to data.

**Parameters**

- **X** (*pd.DataFrame*) – The input training data of shape [n\_samples, n\_features \* n\_series].
- **y** (*pd.DataFrame*) – The target training data of shape [n\_samples, n\_features \* n\_series].

**Returns** *self*

**Raises** **ValueError** – If input *y* is None or if *y* is not a *DataFrame* with multiple columns.

**get\_prediction\_intervals**(*self*, *X*: *pandas.DataFrame*, *y*: *Optional[pandas.Series] = None*, *coverage*: *List[float] = None*, *predictions*: *pandas.Series = None*) → *Dict[str, pandas.Series]*

Find the prediction intervals using the fitted regressor.

This function takes the predictions of the fitted estimator and calculates the rolling standard deviation across all predictions using a window size of 5. The lower and upper predictions are determined by taking the percent point (quantile) function of the lower tail probability at each bound multiplied by the rolling standard deviation.

**Parameters**

- **X** (*pd.DataFrame*) – Data of shape [n\_samples, n\_features].
- **y** (*pd.Series*) – Target data. Ignored.
- **coverage** (*list[float]*) – A list of floats between the values 0 and 1 that the upper and lower bounds of the prediction interval should be calculated for.
- **predictions** (*pd.Series*) – Optional list of predictions to use. If None, will generate predictions using *X*.

**Returns** Prediction intervals, keys are in the format {coverage}\_lower or {coverage}\_upper.

**Return type** *dict*

**Raises** **MethodPropertyNotFoundError** – If the estimator does not support Time Series Regression as a problem type.

**static load**(*file\_path*)

Loads component at file path.

**Parameters** **file\_path** (*str*) – Location to load file.

**Returns** *ComponentBase* object

**needs\_fitting**(*self*)

Returns boolean determining if component needs fitting before calling *predict*, *predict\_proba*, *transform*, or *feature\_importances*.

This can be overridden to False for components that do not need to be fit or whose fit methods do nothing.

**Returns** *True*.

**property parameters**(*self*)

Returns the parameters which were used to initialize the component.

**predict**(*self*, *X*)

Make predictions using fitted multiseries time series baseline regressor.

**Parameters** **X** (*pd.DataFrame*) – Data of shape [n\_samples, n\_features].

**Returns** Predicted values.

**Return type** `pd.DataFrame`

**Raises** **ValueError** – If the lagged columns are not present in `X`.

**predict\_proba**(*self*, *X*: `pandas.DataFrame`) → `pandas.Series`

Make probability estimates for labels.

**Parameters** **X** (`pd.DataFrame`) – Features.

**Returns** Probability estimates.

**Return type** `pd.Series`

**Raises** **MethodPropertyNotFoundError** – If estimator does not have a `predict_proba` method or a `component_obj` that implements `predict_proba`.

**save**(*self*, *file\_path*, *pickle\_protocol*=`cloudpickle.DEFAULT_PROTOCOL`)

Saves component at file path.

**Parameters**

- **file\_path** (`str`) – Location to save file.
- **pickle\_protocol** (`int`) – The pickle data stream format.

**update\_parameters**(*self*, *update\_dict*, *reset\_fit*=`True`)

Updates the parameter dictionary of the component.

**Parameters**

- **update\_dict** (`dict`) – A dict of parameters to update.
- **reset\_fit** (`bool`, *optional*) – If `True`, will set `_is_fitted` to `False`.

**class** `evalml.pipelines.components.NaturalLanguageFeaturizer`(*random\_seed*=0, *\*\*kwargs*)

Transformer that can automatically featurize text columns using `featuretools`' `nlp_primitives`.

Since models cannot handle non-numeric data, any text must be broken down into features that provide useful information about that text. This component splits each text column into several informative features: Diversity Score, Mean Characters per Word, Polarity Score, LSA (Latent Semantic Analysis), Number of Characters, and Number of Words. Calling `transform` on this component will replace any text columns in the given dataset with these numeric columns.

**Parameters** **random\_seed** (`int`) – Seed for the random number generator. Defaults to 0.

**Attributes**

<b>hyper- parame- ter ranges</b>	<code>{}</code>
<b>is_multiseries</b>	<code>False</code>
<b>modi- fies features</b>	<code>True</code>
<b>modi- fies target</b>	<code>False</code>
<b>name</b>	Natural Language Featurizer
<b>train- ing only</b>	<code>False</code>

**Methods**

<code>clone</code>	Constructs a new component with the same parameters and random state.
<code>default_parameters</code>	Returns the default parameters for this component.
<code>describe</code>	Describe a component and its parameters.
<code>fit</code>	Fits component to data.
<code>fit_transform</code>	Fits on X and transforms X.
<code>load</code>	Loads component at file path.
<code>needs_fitting</code>	Returns boolean determining if component needs fitting before calling predict, predict_proba, transform, or feature_importances.
<code>parameters</code>	Returns the parameters which were used to initialize the component.
<code>save</code>	Saves component at file path.
<code>transform</code>	Transforms data X by creating new features using existing text columns.
<code>update_parameters</code>	Updates the parameter dictionary of the component.

**clone(self)**

Constructs a new component with the same parameters and random state.

**Returns** A new instance of this component with identical parameters and random state.

**default\_parameters(cls)**

Returns the default parameters for this component.

Our convention is that `Component.default_parameters == Component().parameters`.

**Returns** Default parameters for this component.

**Return type** dict

**describe(self, print\_name=False, return\_dict=False)**

Describe a component and its parameters.

**Parameters**

- **print\_name** (*bool, optional*) – whether to print name of component
- **return\_dict** (*bool, optional*) – whether to return description as dictionary in the format {"name": name, "parameters": parameters}

**Returns** Returns dictionary if return\_dict is True, else None.

**Return type** None or dict

**fit(self, X, y=None)**

Fits component to data.

**Parameters**

- **X** (*pd.DataFrame or np.ndarray*) – The input training data of shape [n\_samples, n\_features]
- **y** (*pd.Series*) – The target training data of length [n\_samples]

**Returns** self

**fit\_transform(self, X, y=None)**

Fits on X and transforms X.

**Parameters**

- **X** (*pd.DataFrame*) – Data to fit and transform.
- **y** (*pd.Series*) – Target data.

**Returns** Transformed X.

**Return type** *pd.DataFrame*

**Raises** **MethodPropertyNotFoundError** – If transformer does not have a transform method or a `component_obj` that implements transform.

**static load**(*file\_path*)

Loads component at file path.

**Parameters** **file\_path** (*str*) – Location to load file.

**Returns** *ComponentBase* object

**needs\_fitting**(*self*)

Returns boolean determining if component needs fitting before calling `predict`, `predict_proba`, `transform`, or `feature_importances`.

This can be overridden to `False` for components that do not need to be fit or whose fit methods do nothing.

**Returns** `True`.

**property parameters**(*self*)

Returns the parameters which were used to initialize the component.

**save**(*self*, *file\_path*, *pickle\_protocol=cloudpickle.DEFAULT\_PROTOCOL*)

Saves component at file path.

**Parameters**

- **file\_path** (*str*) – Location to save file.
- **pickle\_protocol** (*int*) – The pickle data stream format.

**transform**(*self*, *X*, *y=None*)

Transforms data X by creating new features using existing text columns.

**Parameters**

- **X** (*pd.DataFrame*) – The data to transform.
- **y** (*pd.Series*, *optional*) – Ignored.

**Returns** Transformed X

**Return type** *pd.DataFrame*

**update\_parameters**(*self*, *update\_dict*, *reset\_fit=True*)

Updates the parameter dictionary of the component.

**Parameters**

- **update\_dict** (*dict*) – A dict of parameters to update.
- **reset\_fit** (*bool*, *optional*) – If `True`, will set `_is_fitted` to `False`.

```
class evalml.pipelines.components.OneHotEncoder(top_n=10, features_to_encode=None,  
                                              categories=None, drop='if_binary',  
                                              handle_unknown='ignore', handle_missing='error',  
                                              random_seed=0, **kwargs)
```

A transformer that encodes categorical features in a one-hot numeric array.

#### Parameters

- **top\_n** (*int*) – Number of categories per column to encode. If *None*, all categories will be encoded. Otherwise, the *n* most frequent will be encoded and all others will be dropped. Defaults to 10.
- **features\_to\_encode** (*list[str]*) – List of columns to encode. All other columns will remain untouched. If *None*, all appropriate columns will be encoded. Defaults to *None*.
- **categories** (*list*) – A two dimensional list of categories, where *categories[i]* is a list of the categories for the column at index *i*. This can also be *None*, or “*auto*” if *top\_n* is not *None*. Defaults to *None*.
- **drop** (*string, list*) – Method (“*first*” or “*if\_binary*”) to use to drop one category per feature. Can also be a list specifying which categories to drop for each feature. Defaults to “*if\_binary*”.
- **handle\_unknown** (*string*) – Whether to ignore or error for unknown categories for a feature encountered during *fit* or *transform*. If either *top\_n* or *categories* is used to limit the number of categories per column, this must be “*ignore*”. Defaults to “*ignore*”.
- **handle\_missing** (*string*) – Options for how to handle missing (NaN) values encountered during *fit* or *transform*. If this is set to “*as\_category*” and NaN values are within the *n* most frequent, “*nan*” values will be encoded as their own column. If this is set to “*error*”, any missing values encountered will raise an error. Defaults to “*error*”.
- **random\_seed** (*int*) – Seed for the random number generator. Defaults to 0.

#### Attributes

hyper-parameter_ranges	{}
is_multiseries	False
modifies_features	True
modifies_target	False
name	One Hot Encoder
training_only	False

#### Methods

<code>categories</code>	Returns a list of the unique categories to be encoded for the particular feature, in order.
<code>clone</code>	Constructs a new component with the same parameters and random state.
<code>default_parameters</code>	Returns the default parameters for this component.
<code>describe</code>	Describe a component and its parameters.
<code>fit</code>	Fits the one-hot encoder component.
<code>fit_transform</code>	Fits on X and transforms X.
<code>get_feature_names</code>	Return feature names for the categorical features after fitting.
<code>load</code>	Loads component at file path.
<code>needs_fitting</code>	Returns boolean determining if component needs fitting before calling predict, predict_proba, transform, or feature_importances.
<code>parameters</code>	Returns the parameters which were used to initialize the component.
<code>save</code>	Saves component at file path.
<code>transform</code>	One-hot encode the input data.
<code>update_parameters</code>	Updates the parameter dictionary of the component.

**categories**(*self*, *feature\_name*)

Returns a list of the unique categories to be encoded for the particular feature, in order.

**Parameters** **feature\_name** (*str*) – The name of any feature provided to one-hot encoder during fit.

**Returns** The unique categories, in the same dtype as they were provided during fit.

**Return type** np.ndarray

**Raises** **ValueError** – If feature was not provided to one-hot encoder as a training feature.

**clone**(*self*)

Constructs a new component with the same parameters and random state.

**Returns** A new instance of this component with identical parameters and random state.

**default\_parameters**(*cls*)

Returns the default parameters for this component.

Our convention is that `Component.default_parameters == Component().parameters`.

**Returns** Default parameters for this component.

**Return type** dict

**describe**(*self*, *print\_name=False*, *return\_dict=False*)

Describe a component and its parameters.

**Parameters**

- **print\_name** (*bool*, *optional*) – whether to print name of component
- **return\_dict** (*bool*, *optional*) – whether to return description as dictionary in the format {"name": name, "parameters": parameters}

**Returns** Returns dictionary if return\_dict is True, else None.

**Return type** None or dict



**fit**(*self*, *X*, *y=None*)

Fits the one-hot encoder component.

**Parameters**

- **X** (*pd.DataFrame*) – The input training data of shape [n\_samples, n\_features].
- **y** (*pd.Series*, *optional*) – The target training data of length [n\_samples].

**Returns** *self*

**Raises** **ValueError** – If encoding a column failed.

**fit\_transform**(*self*, *X*, *y=None*)

Fits on X and transforms X.

**Parameters**

- **X** (*pd.DataFrame*) – Data to fit and transform.
- **y** (*pd.Series*) – Target data.

**Returns** Transformed X.

**Return type** *pd.DataFrame*

**Raises** **MethodPropertyNotFoundError** – If transformer does not have a transform method or a *component\_obj* that implements transform.

**get\_feature\_names**(*self*)

Return feature names for the categorical features after fitting.

Feature names are formatted as {column name}\_{category name}. In the event of a duplicate name, an integer will be added at the end of the feature name to distinguish it.

For example, consider a dataframe with a column called “A” and category “x\_y” and another column called “A\_x” with “y”. In this example, the feature names would be “A\_x\_y” and “A\_x\_y\_1”.

**Returns** The feature names after encoding, provided in the same order as *input\_features*.

**Return type** *np.ndarray*

**static load**(*file\_path*)

Loads component at file path.

**Parameters** **file\_path** (*str*) – Location to load file.

**Returns** *ComponentBase* object

**needs\_fitting**(*self*)

Returns boolean determining if component needs fitting before calling *predict*, *predict\_proba*, *transform*, or *feature\_importances*.

This can be overridden to False for components that do not need to be fit or whose fit methods do nothing.

**Returns** True.

**property parameters**(*self*)

Returns the parameters which were used to initialize the component.

**save**(*self*, *file\_path*, *pickle\_protocol=cloudpickle.DEFAULT\_PROTOCOL*)

Saves component at file path.

**Parameters**

- **file\_path** (*str*) – Location to save file.

- **pickle\_protocol** (*int*) – The pickle data stream format.

**transform**(*self*, *X*, *y=None*)

One-hot encode the input data.

**Parameters**

- **X** (*pd.DataFrame*) – Features to one-hot encode.
- **y** (*pd.Series*) – Ignored.

**Returns** Transformed data, where each categorical feature has been encoded into numerical columns using one-hot encoding.

**Return type** *pd.DataFrame*

**update\_parameters**(*self*, *update\_dict*, *reset\_fit=True*)

Updates the parameter dictionary of the component.

**Parameters**

- **update\_dict** (*dict*) – A dict of parameters to update.
- **reset\_fit** (*bool*, *optional*) – If True, will set *\_is\_fitted* to False.

**class** evalml.pipelines.components.**OrdinalEncoder**(*features\_to\_encode=None*, *categories=None*, *handle\_unknown='error'*, *unknown\_value=None*, *encoded\_missing\_value=None*, *random\_seed=0*, *\*\*kwargs*)

A transformer that encodes ordinal features as an array of ordinal integers representing the relative order of categories.

**Parameters**

- **features\_to\_encode** (*list[str]*) – List of columns to encode. All other columns will remain untouched. If None, all appropriate columns will be encoded. Defaults to None. The order of columns does not matter.
- **categories** (*dict[str, list[str]]*) – A dictionary mapping column names to their categories in the dataframes passed in at fit and transform. The order of categories specified for a column does not matter. Any category found in the data that is not present in categories will be handled as an unknown value. To not have unknown values raise an error, set *handle\_unknown* to “use\_encoded\_value”. Defaults to None.
- **handle\_unknown** (“error” or “use\_encoded\_value”) – Whether to ignore or error for unknown categories for a feature encountered during *fit* or *transform*. When set to “error”, an error will be raised when an unknown category is found. When set to “use\_encoded\_value”, unknown categories will be encoded as the value given for the parameter *unknown\_value*. Defaults to “error.”
- **unknown\_value** (*int* or *np.nan*) – The value to use for unknown categories seen during fit or transform. Required when the parameter *handle\_unknown* is set to “use\_encoded\_value.” The value has to be distinct from the values used to encode any of the categories in fit. Defaults to None.
- **encoded\_missing\_value** (*int* or *np.nan*) – The value to use for missing (null) values seen during fit or transform. Defaults to *np.nan*.
- **random\_seed** (*int*) – Seed for the random number generator. Defaults to 0.

**Attributes**

<b>hyper-parameter_ranges</b>	{}
<b>is_multiseries</b>	False
<b>modifies_features</b>	True
<b>modifies_target</b>	False
<b>name</b>	Ordinal Encoder
<b>training_only</b>	False

## Methods

<i>categories</i>	Returns a list of the unique categories to be encoded for the particular feature, in order.
<i>clone</i>	Constructs a new component with the same parameters and random state.
<i>default_parameters</i>	Returns the default parameters for this component.
<i>describe</i>	Describe a component and its parameters.
<i>fit</i>	Fits the ordinal encoder component.
<i>fit_transform</i>	Fits on X and transforms X.
<i>get_feature_names</i>	Return feature names for the ordinal features after fitting.
<i>load</i>	Loads component at file path.
<i>needs_fitting</i>	Returns boolean determining if component needs fitting before calling predict, predict_proba, transform, or feature_importances.
<i>parameters</i>	Returns the parameters which were used to initialize the component.
<i>save</i>	Saves component at file path.
<i>transform</i>	Ordinally encode the input data.
<i>update_parameters</i>	Updates the parameter dictionary of the component.

### **categories**(*self*, *feature\_name*)

Returns a list of the unique categories to be encoded for the particular feature, in order.

**Parameters** **feature\_name** (*str*) – The name of any feature provided to ordinal encoder during fit.

**Returns** The unique categories, in the same dtype as they were provided during fit.

**Return type** np.ndarray

**Raises** **ValueError** – If feature was not provided to ordinal encoder as a training feature.

### **clone**(*self*)

Constructs a new component with the same parameters and random state.

**Returns** A new instance of this component with identical parameters and random state.

### **default\_parameters**(*cls*)

Returns the default parameters for this component.

Our convention is that `Component.default_parameters == Component().parameters`.

**Returns** Default parameters for this component.

**Return type** dict

**describe**(*self*, *print\_name=False*, *return\_dict=False*)

Describe a component and its parameters.

**Parameters**

- **print\_name** (*bool*, *optional*) – whether to print name of component
- **return\_dict** (*bool*, *optional*) – whether to return description as dictionary in the format {"name": name, "parameters": parameters}

**Returns** Returns dictionary if return\_dict is True, else None.

**Return type** None or dict

**fit**(*self*, *X*, *y=None*)

Fits the ordinal encoder component.

**Parameters**

- **X** (*pd.DataFrame*) – The input training data of shape [n\_samples, n\_features].
- **y** (*pd.Series*, *optional*) – The target training data of length [n\_samples].

**Returns** self

**Raises**

- **ValueError** – If encoding a column failed.
- **TypeError** – If non-Ordinal columns are specified in features\_to\_encode.

**fit\_transform**(*self*, *X*, *y=None*)

Fits on X and transforms X.

**Parameters**

- **X** (*pd.DataFrame*) – Data to fit and transform.
- **y** (*pd.Series*) – Target data.

**Returns** Transformed X.

**Return type** pd.DataFrame

**Raises** **MethodPropertyNotFoundError** – If transformer does not have a transform method or a component\_obj that implements transform.

**get\_feature\_names**(*self*)

Return feature names for the ordinal features after fitting.

Feature names are formatted as {column name}\_ordinal\_encoding.

**Returns** The feature names after encoding, provided in the same order as input\_features.

**Return type** np.ndarray

**static load**(*file\_path*)

Loads component at file path.

**Parameters** **file\_path** (*str*) – Location to load file.

**Returns** ComponentBase object

**needs\_fitting**(*self*)

Returns boolean determining if component needs fitting before calling predict, predict\_proba, transform, or feature\_importances.

This can be overridden to False for components that do not need to be fit or whose fit methods do nothing.

**Returns** True.

**property parameters**(*self*)

Returns the parameters which were used to initialize the component.

**save**(*self*, *file\_path*, *pickle\_protocol*=cloudpickle.DEFAULT\_PROTOCOL)

Saves component at file path.

**Parameters**

- **file\_path** (*str*) – Location to save file.
- **pickle\_protocol** (*int*) – The pickle data stream format.

**transform**(*self*, *X*, *y*=None)

Ordinally encode the input data.

**Parameters**

- **X** (*pd.DataFrame*) – Features to encode.
- **y** (*pd.Series*) – Ignored.

**Returns** Transformed data, where each ordinal feature has been encoded into a numerical column where ordinal integers represent the relative order of categories.

**Return type** pd.DataFrame

**update\_parameters**(*self*, *update\_dict*, *reset\_fit*=True)

Updates the parameter dictionary of the component.

**Parameters**

- **update\_dict** (*dict*) – A dict of parameters to update.
- **reset\_fit** (*bool*, *optional*) – If True, will set *\_is\_fitted* to False.

**class** evalml.pipelines.components.Oversampler(*sampling\_ratio*=0.25, *sampling\_ratio\_dict*=None, *k\_neighbors\_default*=5, *n\_jobs*=-1, *random\_seed*=0, *\*\*kwargs*)

SMOTE Oversampler component. Will automatically select whether to use SMOTE, SMOTEN, or SMOTENC based on inputs to the component.

**Parameters**

- **sampling\_ratio** (*float*) – This is the goal ratio of the minority to majority class, with range (0, 1]. A value of 0.25 means we want a 1:4 ratio of the minority to majority class after oversampling. We will create the a sampling dictionary using this ratio, with the keys corresponding to the class and the values responding to the number of samples. Defaults to 0.25.
- **sampling\_ratio\_dict** (*dict*) – A dictionary specifying the desired balanced ratio for each target value. For instance, in a binary case where class 1 is the minority, we could specify: *sampling\_ratio\_dict*={0: 0.5, 1: 1}, which means we would undersample class 0 to have twice the number of samples as class 1 (minority:majority ratio = 0.5), and don't sample class 1. Overrides *sampling\_ratio* if provided. Defaults to None.

- **k\_neighbors\_default** (*int*) – The number of nearest neighbors used to construct synthetic samples. This is the default value used, but the actual k\_neighbors value might be smaller if there are less samples. Defaults to 5.
- **n\_jobs** (*int*) – The number of CPU cores to use. Defaults to -1.
- **random\_seed** (*int*) – The seed to use for random sampling. Defaults to 0.

#### Attributes

<b>hyper-parameter_ranges</b>	None
<b>is_multiseries</b>	False
<b>modifies_features</b>	True
<b>modifies_target</b>	True
<b>name</b>	Oversampler
<b>training_only</b>	True

#### Methods

<i>clone</i>	Constructs a new component with the same parameters and random state.
<i>default_parameters</i>	Returns the default parameters for this component.
<i>describe</i>	Describe a component and its parameters.
<i>fit</i>	Fits oversampler to data.
<i>fit_transform</i>	Fit and transform data using the sampler component.
<i>load</i>	Loads component at file path.
<i>needs_fitting</i>	Returns boolean determining if component needs fitting before calling predict, predict_proba, transform, or feature_importances.
<i>parameters</i>	Returns the parameters which were used to initialize the component.
<i>save</i>	Saves component at file path.
<i>transform</i>	Transforms the input data by Oversampling the data.
<i>update_parameters</i>	Updates the parameter dictionary of the component.

#### **clone**(*self*)

Constructs a new component with the same parameters and random state.

**Returns** A new instance of this component with identical parameters and random state.

#### **default\_parameters**(*cls*)

Returns the default parameters for this component.

Our convention is that `Component.default_parameters == Component().parameters`.

**Returns** Default parameters for this component.

**Return type** dict

#### **describe**(*self*, *print\_name=False*, *return\_dict=False*)

Describe a component and its parameters.

**Parameters**

- **print\_name** (*bool*, *optional*) – whether to print name of component
- **return\_dict** (*bool*, *optional*) – whether to return description as dictionary in the format {"name": name, "parameters": parameters}

**Returns** Returns dictionary if return\_dict is True, else None.

**Return type** None or dict

**fit**(*self*, *X*, *y*)

Fits oversampler to data.

**Parameters**

- **X** (*pd.DataFrame*) – The input training data of shape [n\_samples, n\_features].
- **y** (*pd.Series*, *optional*) – The target training data of length [n\_samples].

**Returns** self

**fit\_transform**(*self*, *X*, *y*)

Fit and transform data using the sampler component.

**Parameters**

- **X** (*pd.DataFrame*) – The input training data of shape [n\_samples, n\_features].
- **y** (*pd.Series*, *optional*) – The target training data of length [n\_samples].

**Returns** Transformed data.

**Return type** (pd.DataFrame, pd.Series)

**static load**(*file\_path*)

Loads component at file path.

**Parameters** **file\_path** (*str*) – Location to load file.

**Returns** ComponentBase object

**needs\_fitting**(*self*)

Returns boolean determining if component needs fitting before calling predict, predict\_proba, transform, or feature\_importances.

This can be overridden to False for components that do not need to be fit or whose fit methods do nothing.

**Returns** True.

**property parameters**(*self*)

Returns the parameters which were used to initialize the component.

**save**(*self*, *file\_path*, *pickle\_protocol=cloudpickle.DEFAULT\_PROTOCOL*)

Saves component at file path.

**Parameters**

- **file\_path** (*str*) – Location to save file.
- **pickle\_protocol** (*int*) – The pickle data stream format.

**transform**(*self*, *X*, *y=None*)

Transforms the input data by Oversampling the data.

**Parameters**

- **X** (*pd.DataFrame*) – Training features.
- **y** (*pd.Series*) – Target.

**Returns** Transformed features and target.

**Return type** *pd.DataFrame*, *pd.Series*

**update\_parameters**(*self*, *update\_dict*, *reset\_fit=True*)

Updates the parameter dictionary of the component.

**Parameters**

- **update\_dict** (*dict*) – A dict of parameters to update.
- **reset\_fit** (*bool*, *optional*) – If True, will set *\_is\_fitted* to False.

**class** `evalml.pipelines.components.PCA`(*variance=0.95*, *n\_components=None*, *random\_seed=0*, *\*\*kwargs*)

Reduces the number of features by using Principal Component Analysis (PCA).

**Parameters**

- **variance** (*float*) – The percentage of the original data variance that should be preserved when reducing the number of features. Defaults to 0.95.
- **n\_components** (*int*) – The number of features to maintain after computing SVD. Defaults to None, but will override variance variable if set.
- **random\_seed** (*int*) – Seed for the random number generator. Defaults to 0.

**Attributes**

<b>hyper-parameter_ranges</b>	<code>Real(0.25, 1):type: {"variance"}</code>
<b>is_multiseries</b>	False
<b>modifies_features</b>	True
<b>modifies_target</b>	False
<b>name</b>	PCA Transformer
<b>training_only</b>	False

**Methods**



<code>clone</code>	Constructs a new component with the same parameters and random state.
<code>default_parameters</code>	Returns the default parameters for this component.
<code>describe</code>	Describe a component and its parameters.
<code>fit</code>	Fits the PCA component.
<code>fit_transform</code>	Fit and transform data using the PCA component.
<code>load</code>	Loads component at file path.
<code>needs_fitting</code>	Returns boolean determining if component needs fitting before calling predict, predict_proba, transform, or feature_importances.
<code>parameters</code>	Returns the parameters which were used to initialize the component.
<code>save</code>	Saves component at file path.
<code>transform</code>	Transform data using fitted PCA component.
<code>update_parameters</code>	Updates the parameter dictionary of the component.

**clone(self)**

Constructs a new component with the same parameters and random state.

**Returns** A new instance of this component with identical parameters and random state.

**default\_parameters(cls)**

Returns the default parameters for this component.

Our convention is that `Component.default_parameters == Component().parameters`.

**Returns** Default parameters for this component.

**Return type** dict

**describe(self, print\_name=False, return\_dict=False)**

Describe a component and its parameters.

**Parameters**

- **print\_name** (*bool, optional*) – whether to print name of component
- **return\_dict** (*bool, optional*) – whether to return description as dictionary in the format {"name": name, "parameters": parameters}

**Returns** Returns dictionary if return\_dict is True, else None.

**Return type** None or dict

**fit(self, X, y=None)**

Fits the PCA component.

**Parameters**

- **X** (*pd.DataFrame*) – The input training data of shape [n\_samples, n\_features].
- **y** (*pd.Series, optional*) – The target training data of length [n\_samples].

**Returns** self

**Raises** **ValueError** – If input data is not all numeric.

**fit\_transform(self, X, y=None)**

Fit and transform data using the PCA component.

**Parameters**

- **X** (*pd.DataFrame*) – The input training data of shape [n\_samples, n\_features].
- **y** (*pd.Series*, *optional*) – The target training data of length [n\_samples].

**Returns** Transformed data.

**Return type** *pd.DataFrame*

**Raises** **ValueError** – If input data is not all numeric.

**static load**(*file\_path*)

Loads component at file path.

**Parameters** **file\_path** (*str*) – Location to load file.

**Returns** *ComponentBase* object

**needs\_fitting**(*self*)

Returns boolean determining if component needs fitting before calling predict, predict\_proba, transform, or feature\_importances.

This can be overridden to False for components that do not need to be fit or whose fit methods do nothing.

**Returns** True.

**property parameters**(*self*)

Returns the parameters which were used to initialize the component.

**save**(*self*, *file\_path*, *pickle\_protocol=cloudpickle.DEFAULT\_PROTOCOL*)

Saves component at file path.

**Parameters**

- **file\_path** (*str*) – Location to save file.
- **pickle\_protocol** (*int*) – The pickle data stream format.

**transform**(*self*, *X*, *y=None*)

Transform data using fitted PCA component.

**Parameters**

- **X** (*pd.DataFrame*) – The input training data of shape [n\_samples, n\_features].
- **y** (*pd.Series*, *optional*) – The target training data of length [n\_samples].

**Returns** Transformed data.

**Return type** *pd.DataFrame*

**Raises** **ValueError** – If input data is not all numeric.

**update\_parameters**(*self*, *update\_dict*, *reset\_fit=True*)

Updates the parameter dictionary of the component.

**Parameters**

- **update\_dict** (*dict*) – A dict of parameters to update.
- **reset\_fit** (*bool*, *optional*) – If True, will set *\_is\_fitted* to False.

**class** evalml.pipelines.components.**PerColumnImputer**(*impute\_strategies=None*, *random\_seed=0*,  
\*\**kwargs*)

Imputes missing data according to a specified imputation strategy per column.

**Parameters**

- **impute\_strategies** (*dict*) – Column and {"impute\_strategy": strategy, "fill\_value": value} pairings. Valid values for impute strategy include "mean", "median", "most\_frequent", "constant" for numerical data, and "most\_frequent", "constant" for object data types. Defaults to None, which uses "most\_frequent" for all columns. When impute\_strategy == "constant", fill\_value is used to replace missing data. When None, uses 0 when imputing numerical data and "missing\_value" for strings or object data types.
- **random\_seed** (*int*) – Seed for the random number generator. Defaults to 0.

#### Attributes

<b>hyper-parameter_ranges</b>	{}
<b>is_multiseries</b>	False
<b>modifies_features</b>	True
<b>modifies_target</b>	False
<b>name</b>	Per Column Imputer
<b>training_only</b>	False

#### Methods

<i>clone</i>	Constructs a new component with the same parameters and random state.
<i>default_parameters</i>	Returns the default parameters for this component.
<i>describe</i>	Describe a component and its parameters.
<i>fit</i>	Fits imputers on input data.
<i>fit_transform</i>	Fits on X and transforms X.
<i>load</i>	Loads component at file path.
<i>needs_fitting</i>	Returns boolean determining if component needs fitting before calling predict, predict_proba, transform, or feature_importances.
<i>parameters</i>	Returns the parameters which were used to initialize the component.
<i>save</i>	Saves component at file path.
<i>transform</i>	Transforms input data by imputing missing values.
<i>update_parameters</i>	Updates the parameter dictionary of the component.

#### **clone**(*self*)

Constructs a new component with the same parameters and random state.

**Returns** A new instance of this component with identical parameters and random state.

#### **default\_parameters**(*cls*)

Returns the default parameters for this component.

Our convention is that Component.default\_parameters == Component().parameters.

**Returns** Default parameters for this component.

**Return type** dict

**describe**(*self*, *print\_name=False*, *return\_dict=False*)

Describe a component and its parameters.

**Parameters**

- **print\_name** (*bool*, *optional*) – whether to print name of component
- **return\_dict** (*bool*, *optional*) – whether to return description as dictionary in the format {"name": name, "parameters": parameters}

**Returns** Returns dictionary if return\_dict is True, else None.

**Return type** None or dict

**fit**(*self*, *X*, *y=None*)

Fits imputers on input data.

**Parameters**

- **X** (*pd.DataFrame* or *np.ndarray*) – The input training data of shape [n\_samples, n\_features] to fit.
- **y** (*pd.Series*, *optional*) – The target training data of length [n\_samples]. Ignored.

**Returns** *self*

**fit\_transform**(*self*, *X*, *y=None*)

Fits on X and transforms X.

**Parameters**

- **X** (*pd.DataFrame*) – Data to fit and transform.
- **y** (*pd.Series*) – Target data.

**Returns** Transformed X.

**Return type** *pd.DataFrame*

**Raises** **MethodPropertyNotFoundError** – If transformer does not have a transform method or a component\_obj that implements transform.

**static load**(*file\_path*)

Loads component at file path.

**Parameters** **file\_path** (*str*) – Location to load file.

**Returns** ComponentBase object

**needs\_fitting**(*self*)

Returns boolean determining if component needs fitting before calling predict, predict\_proba, transform, or feature\_importances.

This can be overridden to False for components that do not need to be fit or whose fit methods do nothing.

**Returns** True.

**property parameters**(*self*)

Returns the parameters which were used to initialize the component.

**save**(*self*, *file\_path*, *pickle\_protocol=cloudpickle.DEFAULT\_PROTOCOL*)

Saves component at file path.

**Parameters**

- **file\_path** (*str*) – Location to save file.

- **pickle\_protocol** (*int*) – The pickle data stream format.

**transform**(*self*, *X*, *y=None*)

Transforms input data by imputing missing values.

#### Parameters

- **X** (*pd.DataFrame* or *np.ndarray*) – The input training data of shape [n\_samples, n\_features] to transform.
- **y** (*pd.Series*, *optional*) – The target training data of length [n\_samples]. Ignored.

**Returns** Transformed X

**Return type** *pd.DataFrame*

**update\_parameters**(*self*, *update\_dict*, *reset\_fit=True*)

Updates the parameter dictionary of the component.

#### Parameters

- **update\_dict** (*dict*) – A dict of parameters to update.
- **reset\_fit** (*bool*, *optional*) – If True, will set *\_is\_fitted* to False.

**class** *evalml.pipelines.components.PolynomialDecomposer*(*time\_index: str = None*, *degree: int = 1*, *period: int = -1*, *random\_seed: int = 0*, *\*\*kwargs*)

Removes trends and seasonality from time series by fitting a polynomial and moving average to the data.

**Scikit-learn's PolynomialForecaster is used to generate the additive trend portion of the target data. A polynomial** will be fit to the data during fit. That additive polynomial trend will be removed during fit so that *statsmodel's* *seasonal\_decompose* can determine the additive seasonality of the data by using rolling averages over the series' inferred periodicity.

For example, daily time series data will generate rolling averages over the first week of data, normalize out the mean and return those 7 averages repeated over the entire length of the given series. Those seven averages, repeated as many times as necessary to match the length of the given target data, will be used as the seasonal signal of the data.

#### Parameters

- **time\_index** (*str*) – Specifies the name of the column in X that provides the datetime objects. Defaults to None.
- **degree** (*int*) – Degree for the polynomial. If 1, linear model is fit to the data. If 2, quadratic model is fit, etc. Defaults to 1.
- **period** (*int*) – The number of entries in the time series data that corresponds to one period of a cyclic signal. For instance, if data is known to possess a weekly seasonal signal, and if the data is daily data, period should be 7. For daily data with a yearly seasonal signal, period should be 365. Defaults to -1, which uses the *statsmodels* library's *freq\_to\_period* function. <https://github.com/statsmodels/statsmodels/blob/main/statsmodels/tsa/tsatools.py>
- **random\_seed** (*int*) – Seed for the random number generator. Defaults to 0.

#### Attributes

<b>hyper-parameter_ranges</b>	{ "degree": Integer(1, 3)}
<b>invalid_frequencies</b>	[]
<b>is_multiseries</b>	False
<b>modifies_features</b>	False
<b>modifies_target</b>	True
<b>name</b>	Polynomial Decomposer
<b>needs_fitting</b>	True
<b>training_only</b>	False

## Methods

<i>clone</i>	Constructs a new component with the same parameters and random state.
<i>default_parameters</i>	Returns the default parameters for this component.
<i>describe</i>	Describe a component and its parameters.
<i>determine_periodicity</i>	Function that uses autocorrelative methods to determine the likely most significant period of the seasonal signal.
<i>fit</i>	Fits the PolynomialDecomposer and determine the seasonal signal.
<i>fit_transform</i>	Removes fitted trend and seasonality from target variable.
<i>get_trend_dataframe</i>	Return a list of dataframes with 4 columns: signal, trend, seasonality, residual.
<i>inverse_transform</i>	Adds back fitted trend and seasonality to target variable.
<i>is_freq_valid</i>	Determines if the given string represents a valid frequency for this decomposer.
<i>load</i>	Loads component at file path.
<i>parameters</i>	Returns the parameters which were used to initialize the component.
<i>plot_decomposition</i>	Plots the decomposition of the target signal.
<i>save</i>	Saves component at file path.
<i>set_period</i>	Function to set the component's seasonal period based on the target's seasonality.
<i>transform</i>	Transforms the target data by removing the polynomial trend and rolling average seasonality.
<i>update_parameters</i>	Updates the parameter dictionary of the component.

### **clone**(*self*)

Constructs a new component with the same parameters and random state.

**Returns** A new instance of this component with identical parameters and random state.

### **default\_parameters**(*cls*)

Returns the default parameters for this component.

Our convention is that `Component.default_parameters == Component().parameters`.

**Returns** Default parameters for this component.

**Return type** dict

**describe**(*self*, *print\_name=False*, *return\_dict=False*)

Describe a component and its parameters.

**Parameters**

- **print\_name** (*bool*, *optional*) – whether to print name of component
- **return\_dict** (*bool*, *optional*) – whether to return description as dictionary in the format {"name": name, "parameters": parameters}

**Returns** Returns dictionary if `return_dict` is True, else None.

**Return type** None or dict

**classmethod determine\_periodicity**(*cls*, *X: pandas.DataFrame*, *y: pandas.Series*, *acf\_threshold: float = 0.01*, *rel\_max\_order: int = 5*)

Function that uses autocorrelative methods to determine the likely most significant period of the seasonal signal.

**Parameters**

- **X** (*pandas.DataFrame*) – The feature data of the time series problem.
- **y** (*pandas.Series*) – The target data of a time series problem.
- **acf\_threshold** (*float*) – The threshold for the autocorrelation function to determine the period. Any values below the threshold are considered to be 0 and will not be considered for the period. Defaults to 0.01.
- **rel\_max\_order** (*int*) – The order of the relative maximum to determine the period. Defaults to 5.

**Returns**

**The integer number of entries in time series data over which the seasonal part of the target data repeats.** If the time series data is in days, then this is the number of days that it takes the target's seasonal signal to repeat. Note: the target data can contain multiple seasonal signals. This function will only return the stronger. E.g. if the target has both weekly and yearly seasonality, the function may return either "7" or "365", depending on which seasonality is more strongly autocorrelated. If no period is detected, returns None.

**Return type** int

**fit**(*self*, *X: pandas.DataFrame*, *y: pandas.Series = None*) → *PolynomialDecomposer*

Fits the PolynomialDecomposer and determine the seasonal signal.

Currently only fits the polynomial detrender. The seasonality is determined by removing the trend from the signal and using statsmodels' `seasonal_decompose()`. Both the trend and seasonality are currently assumed to be additive.

**Parameters**

- **X** (*pd.DataFrame*, *optional*) – Conditionally used to build datetime index.
- **y** (*pd.Series*) – Target variable to detrend and deseasonalize.

**Returns** self

**Raises**

- **NotImplementedError** – If the input data has a frequency of “month-begin”. This isn’t supported by statsmodels decompose as the freqstr “MS” is misinterpreted as milliseconds.
- **ValueError** – If y is None.
- **ValueError** – If target data doesn’t have DatetimeIndex AND no Datetime features in features data

**fit\_transform**(*self*, *X*: *pandas.DataFrame*, *y*: *pandas.Series* = *None*) → tuple[pandas.DataFrame, pandas.Series]

Removes fitted trend and seasonality from target variable.

#### Parameters

- **X** (*pd.DataFrame*, *optional*) – Ignored.
- **y** (*pd.Series*) – Target variable to detrend and deseasonalize.

#### Returns

**The first element are the input features returned without modification.** The second element is the target variable y with the fitted trend removed.

**Return type** tuple of pd.DataFrame, pd.Series

**get\_trend\_dataframe**(*self*, *X*: *pandas.DataFrame*, *y*: *pandas.Series*) → list[pandas.DataFrame]

Return a list of dataframes with 4 columns: signal, trend, seasonality, residual.

Scikit-learn’s PolynomialForecaster is used to generate the trend portion of the target data. statsmodel’s seasonal\_decompose is used to generate the seasonality of the data.

#### Parameters

- **X** (*pd.DataFrame*) – Input data with time series data in index.
- **y** (*pd.Series* or *pd.DataFrame*) – Target variable data provided as a Series for univariate problems or a DataFrame for multivariate problems.

#### Returns

**Each DataFrame contains the columns “signal”, “trend”, “seasonality” and “residual,”** with the latter 3 column values being the decomposed elements of the target data. The “signal” column is simply the input target signal but reindexed with a datetime index to match the input features.

**Return type** list of pd.DataFrame

#### Raises

- **TypeError** – If X does not have time-series data in the index.
- **ValueError** – If time series index of X does not have an inferred frequency.
- **ValueError** – If the forecaster associated with the detrender has not been fit yet.
- **TypeError** – If y is not provided as a pandas Series or DataFrame.

**inverse\_transform**(*self*, *y\_t*: *pandas.Series*) → tuple[pandas.DataFrame, pandas.Series]

Adds back fitted trend and seasonality to target variable.

The polynomial trend is added back into the signal, calling the detrender’s inverse\_transform(). Then, the seasonality is projected forward to and added back into the signal.

**Parameters** **y\_t** (*pd.Series*) – Target variable.

#### Returns



The first element are the input features returned without modification. The second element is the target variable  $y$  with the trend and seasonality added back in.

**Return type** tuple of `pd.DataFrame`, `pd.Series`

**Raises** `ValueError` – If  $y$  is `None`.

**classmethod** `is_freq_valid(cls, freq: str)`

Determines if the given string represents a valid frequency for this decomposer.

**Parameters** `freq(str)` – A frequency to validate. See the pandas docs at [https://pandas.pydata.org/pandas-docs/stable/user\\_guide/timeseries.html#offset-aliases](https://pandas.pydata.org/pandas-docs/stable/user_guide/timeseries.html#offset-aliases) for options.

**Returns** boolean representing whether the frequency is valid or not.

**static load(file\_path)**

Loads component at file path.

**Parameters** `file_path(str)` – Location to load file.

**Returns** `ComponentBase` object

**property** `parameters(self)`

Returns the parameters which were used to initialize the component.

**plot\_decomposition(self, X: pandas.DataFrame, y: pandas.Series, show: bool = False) → tuple[matplotlib.pyplot.Figure, list]**

Plots the decomposition of the target signal.

**Parameters**

- **X** (`pd.DataFrame`) – Input data with time series data in index.
- **y** (`pd.Series` or `pd.DataFrame`) – Target variable data provided as a Series for univariate problems or a DataFrame for multivariate problems.
- **show** (`bool`) – Whether to display the plot or not. Defaults to `False`.

**Returns**

The figure and axes that have the decompositions plotted on them

**Return type** `matplotlib.pyplot.Figure`, `list[matplotlib.pyplot.Axes]`

**save(self, file\_path, pickle\_protocol=cloudpickle.DEFAULT\_PROTOCOL)**

Saves component at file path.

**Parameters**

- **file\_path** (`str`) – Location to save file.
- **pickle\_protocol** (`int`) – The pickle data stream format.

**set\_period(self, X: pandas.DataFrame, y: pandas.Series, acf\_threshold: float = 0.01, rel\_max\_order: int = 5)**

Function to set the component's seasonal period based on the target's seasonality.

**Parameters**

- **X** (`pandas.DataFrame`) – The feature data of the time series problem.
- **y** (`pandas.Series`) – The target data of a time series problem.
- **acf\_threshold** (`float`) – The threshold for the autocorrelation function to determine the period. Any values below the threshold are considered to be 0 and will not be considered for the period. Defaults to 0.01.

- **rel\_max\_order** (*int*) – The order of the relative maximum to determine the period. Defaults to 5.

**transform**(*self*, *X*: *pandas.DataFrame*, *y*: *pandas.Series* = *None*) → tuple[*pandas.DataFrame*, *pandas.Series*]

Transforms the target data by removing the polynomial trend and rolling average seasonality.

Applies the fit polynomial detrender to the target data, removing the additive polynomial trend. Then, utilizes the first period's worth of seasonal data determined in the .fit() function to extrapolate the seasonal signal of the data to be transformed. This seasonal signal is also assumed to be additive and is removed.

#### Parameters

- **X** (*pd.DataFrame*, *optional*) – Conditionally used to build datetime index.
- **y** (*pd.Series*) – Target variable to detrend and deseasonalize.

#### Returns

The input features are returned without modification. The target variable *y* is detrended and deseasonalized.

**Return type** tuple of *pd.DataFrame*, *pd.Series*

**Raises ValueError** – If target data doesn't have *DatetimeIndex* AND no *Datetime* features in features data

**update\_parameters**(*self*, *update\_dict*, *reset\_fit*=*True*)

Updates the parameter dictionary of the component.

#### Parameters

- **update\_dict** (*dict*) – A dict of parameters to update.
- **reset\_fit** (*bool*, *optional*) – If *True*, will set *\_is\_fitted* to *False*.

```
class evalml.pipelines.components.ProphetRegressor(time_index: Optional[Hashable] = None,
                                                    changepoint_prior_scale: float = 0.05,
                                                    seasonality_prior_scale: int = 10,
                                                    holidays_prior_scale: int = 10,
                                                    seasonality_mode: str = 'additive', stan_backend:
                                                    str = 'CMDSTANPY', interval_width: float = 0.95,
                                                    random_seed: Union[int, float] = 0, **kwargs)
```

Prophet is a procedure for forecasting time series data based on an additive model where non-linear trends are fit with yearly, weekly, and daily seasonality, plus holiday effects. It works best with time series that have strong seasonal effects and several seasons of historical data. Prophet is robust to missing data and shifts in the trend, and typically handles outliers well.

More information here: <https://facebook.github.io/prophet/>

#### Parameters

- **time\_index** (*str*) – Specifies the name of the column in *X* that provides the datetime objects. Defaults to *None*.
- **changepoint\_prior\_scale** (*float*) – Determines the strength of the sparse prior for fitting on rate changes. Increasing this value increases the flexibility of the trend. Defaults to 0.05.
- **seasonality\_prior\_scale** (*int*) – Similar to *changepoint\_prior\_scale*. Adjusts the extent to which the seasonality model will fit the data. Defaults to 10.
- **holidays\_prior\_scale** (*int*) – Similar to *changepoint\_prior\_scale*. Adjusts the extent to which holidays will fit the data. Defaults to 10.

- **seasonality\_mode** (*str*) – Determines how this component fits the seasonality. Options are “additive” and “multiplicative”. Defaults to “additive”.
- **stan\_backend** (*str*) – Determines the backend that should be used to run Prophet. Options are “CMDSTANPY” and “PYSTAN”. Defaults to “CMDSTANPY”.
- **interval\_width** (*float*) – Determines the confidence of the prediction interval range when calling *get\_prediction\_intervals*. Accepts values in the range (0,1). Defaults to 0.95.
- **random\_seed** (*int*) – Seed for the random number generator. Defaults to 0.

#### Attributes

<b>hyper-parameter_ranges</b>	{ “changepoint_prior_scale”: Real(0.001, 0.5), “seasonality_prior_scale”: Real(0.01, 10), “holidays_prior_scale”: Real(0.01, 10), “seasonality_mode”: [“additive”, “multiplicative”], }
<b>is_multiseries</b>	False
<b>model_family</b>	ModelFamily.PROPHET
<b>modifies_features</b>	True
<b>modifies_target</b>	False
<b>name</b>	Prophet Regressor
<b>supported_problem_types</b>	[ProblemTypes.TIME_SERIES_REGRESSION]
<b>training_only</b>	False

#### Methods

<i>build_prophet_df</i>	Build the Prophet data to pass fit and predict on.
<i>clone</i>	Constructs a new component with the same parameters and random state.
<i>default_parameters</i>	Returns the default parameters for this component.
<i>describe</i>	Describe a component and its parameters.
<i>feature_importance</i>	Returns array of 0's with len(1) as feature_importance is not defined for Prophet regressor.
<i>fit</i>	Fits Prophet regressor component to data.
<i>get_params</i>	Get parameters for the Prophet regressor.
<i>get_prediction_intervals</i>	Find the prediction intervals using the fitted ProphetRegressor.
<i>load</i>	Loads component at file path.
<i>needs_fitting</i>	Returns boolean determining if component needs fitting before calling predict, predict_proba, transform, or feature_importances.
<i>parameters</i>	Returns the parameters which were used to initialize the component.
<i>predict</i>	Make predictions using fitted Prophet regressor.
<i>predict_proba</i>	Make probability estimates for labels.
<i>save</i>	Saves component at file path.
<i>update_parameters</i>	Updates the parameter dictionary of the component.

**static build\_prophet\_df**(*X*: *pandas.DataFrame*, *y*: *Optional[pandas.Series]* = *None*, *time\_index*: *str* = ‘ds’) → *pandas.DataFrame*

Build the Prophet data to pass fit and predict on.

**clone**(*self*)

Constructs a new component with the same parameters and random state.

**Returns** A new instance of this component with identical parameters and random state.

**default\_parameters**(*cls*) → dict

Returns the default parameters for this component.

**Returns** Default parameters for this component.

**Return type** dict

**describe**(*self*, *print\_name=False*, *return\_dict=False*)

Describe a component and its parameters.

**Parameters**

- **print\_name** (*bool*, *optional*) – whether to print name of component
- **return\_dict** (*bool*, *optional*) – whether to return description as dictionary in the format {"name": name, "parameters": parameters}

**Returns** Returns dictionary if return\_dict is True, else None.

**Return type** None or dict

**property feature\_importance**(*self*) → numpy.ndarray

Returns array of 0's with len(1) as feature\_importance is not defined for Prophet regressor.

**fit**(*self*, *X: pandas.DataFrame*, *y: Optional[pandas.Series] = None*)

Fits Prophet regressor component to data.

**Parameters**

- **X** (*pd.DataFrame*) – The input training data of shape [n\_samples, n\_features].
- **y** (*pd.Series*) – The target training data of length [n\_samples].

**Returns** self

**get\_params**(*self*) → dict

Get parameters for the Prophet regressor.

**get\_prediction\_intervals**(*self*, *X: pandas.DataFrame*, *y: Optional[pandas.Series] = None*, *coverage: List[float] = None*, *predictions: pandas.Series = None*) → Dict[str, pandas.Series]

Find the prediction intervals using the fitted ProphetRegressor.

**Parameters**

- **X** (*pd.DataFrame*) – Data of shape [n\_samples, n\_features].
- **y** (*pd.Series*) – Target data. Ignored.
- **coverage** (*List[float]*) – A list of floats between the values 0 and 1 that the upper and lower bounds of the prediction interval should be calculated for.
- **predictions** (*pd.Series*) – Not used for Prophet estimator.

**Returns** Prediction intervals, keys are in the format {coverage}\_lower or {coverage}\_upper.

**Return type** dict

**static load**(*file\_path*)

Loads component at file path.

**Parameters** *file\_path* (*str*) – Location to load file.

**Returns** ComponentBase object

**needs\_fitting**(*self*)

Returns boolean determining if component needs fitting before calling predict, predict\_proba, transform, or feature\_importances.

This can be overridden to False for components that do not need to be fit or whose fit methods do nothing.

**Returns** True.

**property parameters**(*self*)

Returns the parameters which were used to initialize the component.

**predict**(*self*, *X*: *pandas.DataFrame*, *y*: *Optional[pandas.Series] = None*) → *pandas.Series*

Make predictions using fitted Prophet regressor.

**Parameters**

- *X* (*pd.DataFrame*) – Data of shape [n\_samples, n\_features].
- *y* (*pd.Series*) – Target data. Ignored.

**Returns** Predicted values.

**Return type** *pd.Series*

**predict\_proba**(*self*, *X*: *pandas.DataFrame*) → *pandas.Series*

Make probability estimates for labels.

**Parameters** *X* (*pd.DataFrame*) – Features.

**Returns** Probability estimates.

**Return type** *pd.Series*

**Raises** **MethodPropertyNotFoundError** – If estimator does not have a predict\_proba method or a component\_obj that implements predict\_proba.

**save**(*self*, *file\_path*, *pickle\_protocol=cloudpickle.DEFAULT\_PROTOCOL*)

Saves component at file path.

**Parameters**

- *file\_path* (*str*) – Location to save file.
- *pickle\_protocol* (*int*) – The pickle data stream format.

**update\_parameters**(*self*, *update\_dict*, *reset\_fit=True*)

Updates the parameter dictionary of the component.

**Parameters**

- *update\_dict* (*dict*) – A dict of parameters to update.
- *reset\_fit* (*bool*, *optional*) – If True, will set *\_is\_fitted* to False.

**class** evalml.pipelines.components.**RandomForestClassifier**(*n\_estimators=100*, *max\_depth=6*,  
*n\_jobs=-1*, *random\_seed=0*, *\*\*kwargs*)

Random Forest Classifier.

### Parameters

- **n\_estimators** (*float*) – The number of trees in the forest. Defaults to 100.
- **max\_depth** (*int*) – Maximum tree depth for base learners. Defaults to 6.
- **n\_jobs** (*int or None*) – Number of jobs to run in parallel. -1 uses all processes. Defaults to -1.
- **random\_seed** (*int*) – Seed for the random number generator. Defaults to 0.

### Attributes

<b>hyper-parameter_ranges</b>	{ "n_estimators": Integer(10, 1000), "max_depth": Integer(1, 10), }
<b>is_multiseries</b>	False
<b>model_family</b>	ModelFamily.RANDOM_FOREST
<b>modifies_features</b>	True
<b>modifies_target</b>	False
<b>name</b>	Random Forest Classifier
<b>supported_problem_types</b>	[ ProblemTypes.BINARY, ProblemTypes.MULTICLASS, ProblemTypes.TIME_SERIES_BINARY, ProblemTypes.TIME_SERIES_MULTICLASS, ]
<b>training_only</b>	False

### Methods

<i>clone</i>	Constructs a new component with the same parameters and random state.
<i>default_parameters</i>	Returns the default parameters for this component.
<i>describe</i>	Describe a component and its parameters.
<i>feature_importance</i>	Returns importance associated with each feature.
<i>fit</i>	Fits estimator to data.
<i>get_prediction_intervals</i>	Find the prediction intervals using the fitted regressor.
<i>load</i>	Loads component at file path.
<i>needs_fitting</i>	Returns boolean determining if component needs fitting before calling predict, predict_proba, transform, or feature_importances.
<i>parameters</i>	Returns the parameters which were used to initialize the component.
<i>predict</i>	Make predictions using selected features.
<i>predict_proba</i>	Make probability estimates for labels.
<i>save</i>	Saves component at file path.
<i>update_parameters</i>	Updates the parameter dictionary of the component.

#### **clone**(*self*)

Constructs a new component with the same parameters and random state.

**Returns** A new instance of this component with identical parameters and random state.

**default\_parameters(*cls*)**

Returns the default parameters for this component.

Our convention is that `Component.default_parameters == Component().parameters`.

**Returns** Default parameters for this component.

**Return type** dict

**describe(*self*, *print\_name=False*, *return\_dict=False*)**

Describe a component and its parameters.

**Parameters**

- **print\_name** (*bool*, *optional*) – whether to print name of component
- **return\_dict** (*bool*, *optional*) – whether to return description as dictionary in the format {"name": name, "parameters": parameters}

**Returns** Returns dictionary if `return_dict` is `True`, else `None`.

**Return type** None or dict

**property feature\_importance(*self*) → pandas.Series**

Returns importance associated with each feature.

**Returns** Importance associated with each feature.

**Return type** np.ndarray

**Raises** **MethodPropertyNotFoundError** – If estimator does not have a `feature_importance` method or a `component_obj` that implements `feature_importance`.

**fit(*self*, *X*: pandas.DataFrame, *y*: Optional[pandas.Series] = None)**

Fits estimator to data.

**Parameters**

- **X** (*pd.DataFrame*) – The input training data of shape `[n_samples, n_features]`.
- **y** (*pd.Series*, *optional*) – The target training data of length `[n_samples]`.

**Returns** `self`

**get\_prediction\_intervals(*self*, *X*: pandas.DataFrame, *y*: Optional[pandas.Series] = None, *coverage*: List[float] = None, *predictions*: pandas.Series = None) → Dict[str, pandas.Series]**

Find the prediction intervals using the fitted regressor.

This function takes the predictions of the fitted estimator and calculates the rolling standard deviation across all predictions using a window size of 5. The lower and upper predictions are determined by taking the percent point (quantile) function of the lower tail probability at each bound multiplied by the rolling standard deviation.

**Parameters**

- **X** (*pd.DataFrame*) – Data of shape `[n_samples, n_features]`.
- **y** (*pd.Series*) – Target data. Ignored.
- **coverage** (*list[float]*) – A list of floats between the values 0 and 1 that the upper and lower bounds of the prediction interval should be calculated for.
- **predictions** (*pd.Series*) – Optional list of predictions to use. If `None`, will generate predictions using `X`.

**Returns** Prediction intervals, keys are in the format {coverage}\_lower or {coverage}\_upper.

**Return type** dict

**Raises** **MethodPropertyNotFoundError** – If the estimator does not support Time Series Regression as a problem type.

**static load**(*file\_path*)

Loads component at file path.

**Parameters** **file\_path** (*str*) – Location to load file.

**Returns** ComponentBase object

**needs\_fitting**(*self*)

Returns boolean determining if component needs fitting before calling predict, predict\_proba, transform, or feature\_importances.

This can be overridden to False for components that do not need to be fit or whose fit methods do nothing.

**Returns** True.

**property parameters**(*self*)

Returns the parameters which were used to initialize the component.

**predict**(*self*, *X*: *pandas.DataFrame*) → *pandas.Series*

Make predictions using selected features.

**Parameters** **X** (*pd.DataFrame*) – Data of shape [n\_samples, n\_features].

**Returns** Predicted values.

**Return type** *pd.Series*

**Raises** **MethodPropertyNotFoundError** – If estimator does not have a predict method or a component\_obj that implements predict.

**predict\_proba**(*self*, *X*: *pandas.DataFrame*) → *pandas.Series*

Make probability estimates for labels.

**Parameters** **X** (*pd.DataFrame*) – Features.

**Returns** Probability estimates.

**Return type** *pd.Series*

**Raises** **MethodPropertyNotFoundError** – If estimator does not have a predict\_proba method or a component\_obj that implements predict\_proba.

**save**(*self*, *file\_path*, *pickle\_protocol*=*cloudpickle.DEFAULT\_PROTOCOL*)

Saves component at file path.

**Parameters**

- **file\_path** (*str*) – Location to save file.
- **pickle\_protocol** (*int*) – The pickle data stream format.

**update\_parameters**(*self*, *update\_dict*, *reset\_fit*=*True*)

Updates the parameter dictionary of the component.

**Parameters**

- **update\_dict** (*dict*) – A dict of parameters to update.
- **reset\_fit** (*bool*, *optional*) – If True, will set *\_is\_fitted* to False.



```
class evalml.pipelines.components.RandomForestRegressor(n_estimators: int = 100, max_depth: int = 6, n_jobs: int = -1, random_seed: Union[int, float] = 0, **kwargs)
```

Random Forest Regressor.

#### Parameters

- ***n\_estimators*** (*float*) – The number of trees in the forest. Defaults to 100.
- ***max\_depth*** (*int*) – Maximum tree depth for base learners. Defaults to 6.
- ***n\_jobs*** (*int* or *None*) – Number of jobs to run in parallel. -1 uses all processes. Defaults to -1.
- ***random\_seed*** (*int*) – Seed for the random number generator. Defaults to 0.

#### Attributes

<b>hyper-parameter_ranges</b>	{ "n_estimators": Integer(10, 1000), "max_depth": Integer(1, 32), }
<b>is_multiseries</b>	False
<b>model_family</b>	ModelFamily.RANDOM_FOREST
<b>modifies_features</b>	True
<b>modifies_target</b>	False
<b>name</b>	Random Forest Regressor
<b>supported_problem_types</b>	[ ProblemTypes.REGRESSION, ProblemTypes.TIME_SERIES_REGRESSION, ]
<b>training_only</b>	False

#### Methods

<i>clone</i>	Constructs a new component with the same parameters and random state.
<i>default_parameters</i>	Returns the default parameters for this component.
<i>describe</i>	Describe a component and its parameters.
<i>feature_importance</i>	Returns importance associated with each feature.
<i>fit</i>	Fits estimator to data.
<i>get_prediction_intervals</i>	Find the prediction intervals using the fitted RandomForestRegressor.
<i>load</i>	Loads component at file path.
<i>needs_fitting</i>	Returns boolean determining if component needs fitting before calling predict, predict_proba, transform, or feature_importances.
<i>parameters</i>	Returns the parameters which were used to initialize the component.
<i>predict</i>	Make predictions using selected features.
<i>predict_proba</i>	Make probability estimates for labels.
<i>save</i>	Saves component at file path.
<i>update_parameters</i>	Updates the parameter dictionary of the component.

**clone**(*self*)

Constructs a new component with the same parameters and random state.

**Returns** A new instance of this component with identical parameters and random state.

**default\_parameters**(*cls*)

Returns the default parameters for this component.

Our convention is that `Component.default_parameters == Component().parameters`.

**Returns** Default parameters for this component.

**Return type** dict

**describe**(*self*, *print\_name=False*, *return\_dict=False*)

Describe a component and its parameters.

**Parameters**

- **print\_name** (*bool*, *optional*) – whether to print name of component
- **return\_dict** (*bool*, *optional*) – whether to return description as dictionary in the format {"name": name, "parameters": parameters}

**Returns** Returns dictionary if `return_dict` is `True`, else `None`.

**Return type** None or dict

**property feature\_importance**(*self*) → pandas.Series

Returns importance associated with each feature.

**Returns** Importance associated with each feature.

**Return type** np.ndarray

**Raises** **MethodPropertyNotFoundError** – If estimator does not have a `feature_importance` method or a `component_obj` that implements `feature_importance`.

**fit**(*self*, *X*: pandas.DataFrame, *y*: Optional[pandas.Series] = None)

Fits estimator to data.

**Parameters**

- **X** (*pd.DataFrame*) – The input training data of shape `[n_samples, n_features]`.
- **y** (*pd.Series*, *optional*) – The target training data of length `[n_samples]`.

**Returns** self

**get\_prediction\_intervals**(*self*, *X*: pandas.DataFrame, *y*: Optional[pandas.Series] = None, *coverage*: List[float] = None, *predictions*: pandas.Series = None) → Dict[str, pandas.Series]

Find the prediction intervals using the fitted RandomForestRegressor.

**Parameters**

- **X** (*pd.DataFrame*) – Data of shape `[n_samples, n_features]`.
- **y** (*pd.Series*) – Target data. Optional.
- **coverage** (*list[float]*) – A list of floats between the values 0 and 1 that the upper and lower bounds of the prediction interval should be calculated for.
- **predictions** (*pd.Series*) – Optional list of predictions to use. If `None`, will generate predictions using `X`.

**Returns** Prediction intervals, keys are in the format {coverage}\_lower or {coverage}\_upper.

**Return type** dict

**static load**(*file\_path*)

Loads component at file path.

**Parameters** *file\_path* (*str*) – Location to load file.

**Returns** ComponentBase object

**needs\_fitting**(*self*)

Returns boolean determining if component needs fitting before calling predict, predict\_proba, transform, or feature\_importances.

This can be overridden to False for components that do not need to be fit or whose fit methods do nothing.

**Returns** True.

**property parameters**(*self*)

Returns the parameters which were used to initialize the component.

**predict**(*self*, *X*: *pandas.DataFrame*) → *pandas.Series*

Make predictions using selected features.

**Parameters** *X* (*pd.DataFrame*) – Data of shape [n\_samples, n\_features].

**Returns** Predicted values.

**Return type** *pd.Series*

**Raises** **MethodPropertyNotFoundError** – If estimator does not have a predict method or a component\_obj that implements predict.

**predict\_proba**(*self*, *X*: *pandas.DataFrame*) → *pandas.Series*

Make probability estimates for labels.

**Parameters** *X* (*pd.DataFrame*) – Features.

**Returns** Probability estimates.

**Return type** *pd.Series*

**Raises** **MethodPropertyNotFoundError** – If estimator does not have a predict\_proba method or a component\_obj that implements predict\_proba.

**save**(*self*, *file\_path*, *pickle\_protocol*=*cloudpickle.DEFAULT\_PROTOCOL*)

Saves component at file path.

**Parameters**

- **file\_path** (*str*) – Location to save file.
- **pickle\_protocol** (*int*) – The pickle data stream format.

**update\_parameters**(*self*, *update\_dict*, *reset\_fit*=*True*)

Updates the parameter dictionary of the component.

**Parameters**

- **update\_dict** (*dict*) – A dict of parameters to update.
- **reset\_fit** (*bool*, *optional*) – If True, will set *\_is\_fitted* to False.

**class** evalml.pipelines.components.**ReplaceNullableTypes**(*random\_seed=0, \*\*kwargs*)

Transformer to replace features with the new nullable dtypes with a dtype that is compatible in EvalML.

#### Attributes

<b>hyper-parameter_ranges</b>	None
<b>is_multiseries</b>	False
<b>modifies_features</b>	True
<b>modifies_target</b>	{}
<b>name</b>	Replace Nullable Types Transformer
<b>training_only</b>	False

#### Methods

<i>clone</i>	Constructs a new component with the same parameters and random state.
<i>default_parameters</i>	Returns the default parameters for this component.
<i>describe</i>	Describe a component and its parameters.
<i>fit</i>	Fits component to data.
<i>fit_transform</i>	Substitutes non-nullable types for the new pandas nullable types in the data and target data.
<i>load</i>	Loads component at file path.
<i>needs_fitting</i>	Returns boolean determining if component needs fitting before calling predict, predict_proba, transform, or feature_importances.
<i>parameters</i>	Returns the parameters which were used to initialize the component.
<i>save</i>	Saves component at file path.
<i>transform</i>	Transforms data by replacing columns that contain nullable types with the appropriate replacement type.
<i>update_parameters</i>	Updates the parameter dictionary of the component.

#### **clone**(*self*)

Constructs a new component with the same parameters and random state.

**Returns** A new instance of this component with identical parameters and random state.

#### **default\_parameters**(*cls*)

Returns the default parameters for this component.

Our convention is that `Component.default_parameters == Component().parameters`.

**Returns** Default parameters for this component.

**Return type** dict

#### **describe**(*self, print\_name=False, return\_dict=False*)

Describe a component and its parameters.

**Parameters**

- **print\_name** (*bool*, *optional*) – whether to print name of component
- **return\_dict** (*bool*, *optional*) – whether to return description as dictionary in the format {"name": name, "parameters": parameters}

**Returns** Returns dictionary if return\_dict is True, else None.

**Return type** None or dict

**fit**(*self*, *X*, *y=None*)

Fits component to data.

**Parameters**

- **X** (*pd.DataFrame*) – The input training data of shape [n\_samples, n\_features].
- **y** (*pd.Series*, *optional*) – The target training data of length [n\_samples].

**Returns** self

**fit\_transform**(*self*, *X*, *y=None*)

Substitutes non-nullable types for the new pandas nullable types in the data and target data.

**Parameters**

- **X** (*pd.DataFrame*, *optional*) – Input features.
- **y** (*pd.Series*) – Target data.

**Returns** The input features and target data with the non-nullable types set.

**Return type** tuple of *pd.DataFrame*, *pd.Series*

**static load**(*file\_path*)

Loads component at file path.

**Parameters** **file\_path** (*str*) – Location to load file.

**Returns** ComponentBase object

**needs\_fitting**(*self*)

Returns boolean determining if component needs fitting before calling predict, predict\_proba, transform, or feature\_importances.

This can be overridden to False for components that do not need to be fit or whose fit methods do nothing.

**Returns** True.

**property parameters**(*self*)

Returns the parameters which were used to initialize the component.

**save**(*self*, *file\_path*, *pickle\_protocol=cloudpickle.DEFAULT\_PROTOCOL*)

Saves component at file path.

**Parameters**

- **file\_path** (*str*) – Location to save file.
- **pickle\_protocol** (*int*) – The pickle data stream format.

**transform**(*self*, *X*, *y=None*)

Transforms data by replacing columns that contain nullable types with the appropriate replacement type.

“float64” for nullable integers and “category” for nullable booleans.

**Parameters**

- **X** (*pd.DataFrame*) – Data to transform
- **y** (*pd.Series*, *optional*) – Target data to transform

**Returns** Transformed X *pd.Series*: Transformed y

**Return type** *pd.DataFrame*

**update\_parameters**(*self*, *update\_dict*, *reset\_fit=True*)

Updates the parameter dictionary of the component.

#### Parameters

- **update\_dict** (*dict*) – A dict of parameters to update.
- **reset\_fit** (*bool*, *optional*) – If True, will set *\_is\_fitted* to False.

**class** evalml.pipelines.components.RFClassifierRFESelector(*step=0.2*, *min\_features\_to\_select=1*, *cv=None*, *scoring=None*, *n\_jobs=-1*, *n\_estimators=10*, *max\_depth=None*, *random\_seed=0*, *\*\*kwargs*)

Selects relevant features using recursive feature elimination with a Random Forest Classifier.

#### Parameters

- **step** (*int*, *float*) – The number of features to eliminate in each iteration. If an integer is specified this will represent the number of features to eliminate. If a float is specified this represents the percentage of features to eliminate each iteration. The last iteration may drop fewer than this number of features in order to satisfy the *min\_features\_to\_select* constraint. Defaults to 0.2.
- **min\_features\_to\_select** (*int*) – The minimum number of features to return. Defaults to 1.
- **cv** (*int or None*) – Number of folds to use for the cross-validation splitting strategy. Defaults to None which will use 5 folds.
- **scoring** (*str*, *callable or None*) – A string or scorer callable object to specify the scoring method.
- **n\_jobs** (*int or None*) – Number of jobs to run in parallel. -1 uses all processes. Defaults to -1.
- **n\_estimators** (*int*) – The number of trees in the forest. Defaults to 10.
- **max\_depth** (*int*) – Maximum tree depth for base learners. Defaults to None.
- **random\_seed** (*int*) – Seed for the random number generator. Defaults to 0.

#### Attributes

<b>hyper-parameter_ranges</b>	{ "step": Real(0.05, 0.25) }
<b>is_multiseries</b>	False
<b>modifies_features</b>	True
<b>modifies_target</b>	False
<b>name</b>	RFE Selector with RF Classifier
<b>training_only</b>	False

## Methods

<code>clone</code>	Constructs a new component with the same parameters and random state.
<code>default_parameters</code>	Returns the default parameters for this component.
<code>describe</code>	Describe a component and its parameters.
<code>fit</code>	Fits component to data.
<code>fit_transform</code>	Fit and transform data using the feature selector.
<code>get_names</code>	Get names of selected features.
<code>load</code>	Loads component at file path.
<code>needs_fitting</code>	Returns boolean determining if component needs fitting before calling predict, predict_proba, transform, or feature_importances.
<code>parameters</code>	Returns the parameters which were used to initialize the component.
<code>save</code>	Saves component at file path.
<code>transform</code>	Transforms input data by selecting features. If the component_obj does not have a transform method, will raise an <code>MethodPropertyNotFoundError</code> exception.
<code>update_parameters</code>	Updates the parameter dictionary of the component.

### `clone(self)`

Constructs a new component with the same parameters and random state.

**Returns** A new instance of this component with identical parameters and random state.

### `default_parameters(cls)`

Returns the default parameters for this component.

Our convention is that `Component.default_parameters == Component().parameters`.

**Returns** Default parameters for this component.

**Return type** dict

### `describe(self, print_name=False, return_dict=False)`

Describe a component and its parameters.

#### Parameters

- **print\_name** (*bool, optional*) – whether to print name of component
- **return\_dict** (*bool, optional*) – whether to return description as dictionary in the format {"name": name, "parameters": parameters}

**Returns** Returns dictionary if return\_dict is True, else None.

**Return type** None or dict

### `fit(self, X, y=None)`

Fits component to data.

#### Parameters

- **X** (*pd.DataFrame*) – The input training data of shape [n\_samples, n\_features]
- **y** (*pd.Series, optional*) – The target training data of length [n\_samples]

**Returns** self

**Raises `MethodPropertyNotFoundError`** – If component does not have a fit method or a component\_obj that implements fit.

**fit\_transform**(*self*, *X*, *y=None*)

Fit and transform data using the feature selector.

**Parameters**

- **X** (*pd.DataFrame*) – The input training data of shape [n\_samples, n\_features].
- **y** (*pd.Series*, *optional*) – The target training data of length [n\_samples].

**Returns** Transformed data.

**Return type** *pd.DataFrame*

**get\_names**(*self*)

Get names of selected features.

**Returns** List of the names of features selected.

**Return type** *list[str]*

**static load**(*file\_path*)

Loads component at file path.

**Parameters** **file\_path** (*str*) – Location to load file.

**Returns** *ComponentBase* object

**needs\_fitting**(*self*)

Returns boolean determining if component needs fitting before calling predict, predict\_proba, transform, or feature\_importances.

This can be overridden to False for components that do not need to be fit or whose fit methods do nothing.

**Returns** *True*.

**property parameters**(*self*)

Returns the parameters which were used to initialize the component.

**save**(*self*, *file\_path*, *pickle\_protocol=cloudpickle.DEFAULT\_PROTOCOL*)

Saves component at file path.

**Parameters**

- **file\_path** (*str*) – Location to save file.
- **pickle\_protocol** (*int*) – The pickle data stream format.

**transform**(*self*, *X*, *y=None*)

Transforms input data by selecting features. If the component\_obj does not have a transform method, will raise an *MethodPropertyNotFoundError* exception.

**Parameters**

- **X** (*pd.DataFrame*) – Data to transform.
- **y** (*pd.Series*, *optional*) – Target data. Ignored.

**Returns** Transformed X

**Return type** *pd.DataFrame*

**Raises `MethodPropertyNotFoundError`** – If feature selector does not have a transform method or a component\_obj that implements transform



**update\_parameters**(*self*, *update\_dict*, *reset\_fit=True*)

Updates the parameter dictionary of the component.

#### Parameters

- **update\_dict** (*dict*) – A dict of parameters to update.
- **reset\_fit** (*bool*, *optional*) – If True, will set *\_is\_fitted* to False.

**class** evalml.pipelines.components.RFClassifierSelectFromModel(*number\_features=None*,  
*n\_estimators=10*,  
*max\_depth=None*,  
*percent\_features=0.5*,  
*threshold='median'*, *n\_jobs=-1*,  
*random\_seed=0*, *\*\*kwargs*)

Selects top features based on importance weights using a Random Forest classifier.

#### Parameters

- **number\_features** (*int*) – The maximum number of features to select. If both *percent\_features* and *number\_features* are specified, take the greater number of features. Defaults to None.
- **n\_estimators** (*int*) – The number of trees in the forest. Defaults to 10.
- **max\_depth** (*int*) – Maximum tree depth for base learners. Defaults to None.
- **percent\_features** (*float*) – Percentage of features to use. If both *percent\_features* and *number\_features* are specified, take the greater number of features. Defaults to 0.5.
- **threshold** (*string or float*) – The threshold value to use for feature selection. Features whose importance is greater or equal are kept while the others are discarded. If “median”, then the threshold value is the median of the feature importances. A scaling factor (e.g., “1.25\*mean”) may also be used. Defaults to median.
- **n\_jobs** (*int or None*) – Number of jobs to run in parallel. -1 uses all processes. Defaults to -1.
- **random\_seed** (*int*) – Seed for the random number generator. Defaults to 0.

#### Attributes

<b>hyper-parameter_ranges</b>	{ “percent_features”: Real(0.01, 1), “threshold”: [“mean”, “median”], }
<b>is_multiseries</b>	False
<b>modifies_features</b>	True
<b>modifies_target</b>	False
<b>name</b>	RF Classifier Select From Model
<b>training_only</b>	False

#### Methods

<code>clone</code>	Constructs a new component with the same parameters and random state.
<code>default_parameters</code>	Returns the default parameters for this component.
<code>describe</code>	Describe a component and its parameters.
<code>fit</code>	Fits component to data.
<code>fit_transform</code>	Fit and transform data using the feature selector.
<code>get_names</code>	Get names of selected features.
<code>load</code>	Loads component at file path.
<code>needs_fitting</code>	Returns boolean determining if component needs fitting before calling predict, predict_proba, transform, or feature_importances.
<code>parameters</code>	Returns the parameters which were used to initialize the component.
<code>save</code>	Saves component at file path.
<code>transform</code>	Transforms input data by selecting features. If the component_obj does not have a transform method, will raise an <code>MethodPropertyNotFoundError</code> exception.
<code>update_parameters</code>	Updates the parameter dictionary of the component.

**clone(self)**

Constructs a new component with the same parameters and random state.

**Returns** A new instance of this component with identical parameters and random state.

**default\_parameters(cls)**

Returns the default parameters for this component.

Our convention is that `Component.default_parameters == Component().parameters`.

**Returns** Default parameters for this component.

**Return type** dict

**describe(self, print\_name=False, return\_dict=False)**

Describe a component and its parameters.

**Parameters**

- **print\_name** (*bool, optional*) – whether to print name of component
- **return\_dict** (*bool, optional*) – whether to return description as dictionary in the format {"name": name, "parameters": parameters}

**Returns** Returns dictionary if return\_dict is True, else None.

**Return type** None or dict

**fit(self, X, y=None)**

Fits component to data.

**Parameters**

- **X** (*pd.DataFrame*) – The input training data of shape [n\_samples, n\_features]
- **y** (*pd.Series, optional*) – The target training data of length [n\_samples]

**Returns** self

**Raises `MethodPropertyNotFoundError`** – If component does not have a fit method or a component\_obj that implements fit.

**fit\_transform**(*self*, *X*, *y=None*)

Fit and transform data using the feature selector.

**Parameters**

- **X** (*pd.DataFrame*) – The input training data of shape [n\_samples, n\_features].
- **y** (*pd.Series*, *optional*) – The target training data of length [n\_samples].

**Returns** Transformed data.

**Return type** *pd.DataFrame*

**get\_names**(*self*)

Get names of selected features.

**Returns** List of the names of features selected.

**Return type** *list[str]*

**static load**(*file\_path*)

Loads component at file path.

**Parameters** **file\_path** (*str*) – Location to load file.

**Returns** *ComponentBase* object

**needs\_fitting**(*self*)

Returns boolean determining if component needs fitting before calling predict, predict\_proba, transform, or feature\_importances.

This can be overridden to False for components that do not need to be fit or whose fit methods do nothing.

**Returns** *True*.

**property parameters**(*self*)

Returns the parameters which were used to initialize the component.

**save**(*self*, *file\_path*, *pickle\_protocol=cloudpickle.DEFAULT\_PROTOCOL*)

Saves component at file path.

**Parameters**

- **file\_path** (*str*) – Location to save file.
- **pickle\_protocol** (*int*) – The pickle data stream format.

**transform**(*self*, *X*, *y=None*)

Transforms input data by selecting features. If the component\_obj does not have a transform method, will raise an *MethodPropertyNotFoundError* exception.

**Parameters**

- **X** (*pd.DataFrame*) – Data to transform.
- **y** (*pd.Series*, *optional*) – Target data. Ignored.

**Returns** Transformed X

**Return type** *pd.DataFrame*

**Raises `MethodPropertyNotFoundError`** – If feature selector does not have a transform method or a component\_obj that implements transform

**update\_parameters**(*self*, *update\_dict*, *reset\_fit=True*)

Updates the parameter dictionary of the component.

#### Parameters

- **update\_dict** (*dict*) – A dict of parameters to update.
- **reset\_fit** (*bool*, *optional*) – If True, will set *\_is\_fitted* to False.

**class** evalml.pipelines.components.**RFRegressorRFSelector**(*step=0.2*, *min\_features\_to\_select=1*,  
*cv=None*, *scoring=None*, *n\_jobs=-1*,  
*n\_estimators=10*, *max\_depth=None*,  
*random\_seed=0*, *\*\*kwargs*)

Selects relevant features using recursive feature elimination with a Random Forest Regressor.

#### Parameters

- **step** (*int*, *float*) – The number of features to eliminate in each iteration. If an integer is specified this will represent the number of features to eliminate. If a float is specified this represents the percentage of features to eliminate each iteration. The last iteration may drop fewer than this number of features in order to satisfy the *min\_features\_to\_select* constraint. Defaults to 0.2.
- **min\_features\_to\_select** (*int*) – The minimum number of features to return. Defaults to 1.
- **cv** (*int or None*) – Number of folds to use for the cross-validation splitting strategy. Defaults to None which will use 5 folds.
- **scoring** (*str*, *callable or None*) – A string or scorer callable object to specify the scoring method.
- **n\_jobs** (*int or None*) – Number of jobs to run in parallel. -1 uses all processes. Defaults to -1.
- **n\_estimators** (*int*) – The number of trees in the forest. Defaults to 10.
- **max\_depth** (*int*) – Maximum tree depth for base learners. Defaults to None.
- **random\_seed** (*int*) – Seed for the random number generator. Defaults to 0.

#### Attributes

<b>hyper-parameter_ranges</b>	{ "step": Real(0.05, 0.25) }
<b>is_multiseries</b>	False
<b>modifies_features</b>	True
<b>modifies_target</b>	False
<b>name</b>	RFE Selector with RF Regressor
<b>training_only</b>	False

#### Methods

<code>clone</code>	Constructs a new component with the same parameters and random state.
<code>default_parameters</code>	Returns the default parameters for this component.
<code>describe</code>	Describe a component and its parameters.
<code>fit</code>	Fits component to data.
<code>fit_transform</code>	Fit and transform data using the feature selector.
<code>get_names</code>	Get names of selected features.
<code>load</code>	Loads component at file path.
<code>needs_fitting</code>	Returns boolean determining if component needs fitting before calling predict, predict_proba, transform, or feature_importances.
<code>parameters</code>	Returns the parameters which were used to initialize the component.
<code>save</code>	Saves component at file path.
<code>transform</code>	Transforms input data by selecting features. If the component_obj does not have a transform method, will raise an <code>MethodPropertyNotFoundError</code> exception.
<code>update_parameters</code>	Updates the parameter dictionary of the component.

**clone(self)**

Constructs a new component with the same parameters and random state.

**Returns** A new instance of this component with identical parameters and random state.

**default\_parameters(cls)**

Returns the default parameters for this component.

Our convention is that `Component.default_parameters == Component().parameters`.

**Returns** Default parameters for this component.

**Return type** dict

**describe(self, print\_name=False, return\_dict=False)**

Describe a component and its parameters.

**Parameters**

- **print\_name** (*bool, optional*) – whether to print name of component
- **return\_dict** (*bool, optional*) – whether to return description as dictionary in the format {"name": name, "parameters": parameters}

**Returns** Returns dictionary if return\_dict is True, else None.

**Return type** None or dict

**fit(self, X, y=None)**

Fits component to data.

**Parameters**

- **X** (*pd.DataFrame*) – The input training data of shape [n\_samples, n\_features]
- **y** (*pd.Series, optional*) – The target training data of length [n\_samples]

**Returns** self

**Raises `MethodPropertyNotFoundError`** – If component does not have a fit method or a component\_obj that implements fit.

**fit\_transform**(*self*, *X*, *y=None*)

Fit and transform data using the feature selector.

**Parameters**

- **X** (*pd.DataFrame*) – The input training data of shape [n\_samples, n\_features].
- **y** (*pd.Series*, *optional*) – The target training data of length [n\_samples].

**Returns** Transformed data.

**Return type** *pd.DataFrame*

**get\_names**(*self*)

Get names of selected features.

**Returns** List of the names of features selected.

**Return type** *list[str]*

**static load**(*file\_path*)

Loads component at file path.

**Parameters** **file\_path** (*str*) – Location to load file.

**Returns** *ComponentBase* object

**needs\_fitting**(*self*)

Returns boolean determining if component needs fitting before calling predict, predict\_proba, transform, or feature\_importances.

This can be overridden to False for components that do not need to be fit or whose fit methods do nothing.

**Returns** *True*.

**property parameters**(*self*)

Returns the parameters which were used to initialize the component.

**save**(*self*, *file\_path*, *pickle\_protocol=cloudpickle.DEFAULT\_PROTOCOL*)

Saves component at file path.

**Parameters**

- **file\_path** (*str*) – Location to save file.
- **pickle\_protocol** (*int*) – The pickle data stream format.

**transform**(*self*, *X*, *y=None*)

Transforms input data by selecting features. If the component\_obj does not have a transform method, will raise an *MethodPropertyNotFoundError* exception.

**Parameters**

- **X** (*pd.DataFrame*) – Data to transform.
- **y** (*pd.Series*, *optional*) – Target data. Ignored.

**Returns** Transformed X

**Return type** *pd.DataFrame*

**Raises `MethodPropertyNotFoundError`** – If feature selector does not have a transform method or a component\_obj that implements transform

**update\_parameters**(*self*, *update\_dict*, *reset\_fit=True*)

Updates the parameter dictionary of the component.

#### Parameters

- **update\_dict** (*dict*) – A dict of parameters to update.
- **reset\_fit** (*bool*, *optional*) – If True, will set *\_is\_fitted* to False.

```
class evalml.pipelines.components.RFRegressorSelectFromModel(number_features=None,
                                                            n_estimators=10, max_depth=None,
                                                            percent_features=0.5,
                                                            threshold='median', n_jobs=-1,
                                                            random_seed=0, **kwargs)
```

Selects top features based on importance weights using a Random Forest regressor.

#### Parameters

- **number\_features** (*int*) – The maximum number of features to select. If both *percent\_features* and *number\_features* are specified, take the greater number of features. Defaults to 0.5.
- **n\_estimators** (*int*) – The number of trees in the forest. Defaults to 10.
- **max\_depth** (*int*) – Maximum tree depth for base learners. Defaults to None.
- **percent\_features** (*float*) – Percentage of features to use. If both *percent\_features* and *number\_features* are specified, take the greater number of features. Defaults to 0.5.
- **threshold** (*string or float*) – The threshold value to use for feature selection. Features whose importance is greater or equal are kept while the others are discarded. If “median”, then the threshold value is the median of the feature importances. A scaling factor (e.g., “1.25\*mean”) may also be used. Defaults to median.
- **n\_jobs** (*int or None*) – Number of jobs to run in parallel. -1 uses all processes. Defaults to -1.
- **random\_seed** (*int*) – Seed for the random number generator. Defaults to 0.

#### Attributes

<b>hyper-parameter_ranges</b>	{ “percent_features”: Real(0.01, 1), “threshold”: [“mean”, “median”], }
<b>is_multiseries</b>	False
<b>modifies_features</b>	True
<b>modifies_target</b>	False
<b>name</b>	RF Regressor Select From Model
<b>training_only</b>	False

#### Methods

<code>clone</code>	Constructs a new component with the same parameters and random state.
<code>default_parameters</code>	Returns the default parameters for this component.
<code>describe</code>	Describe a component and its parameters.
<code>fit</code>	Fits component to data.
<code>fit_transform</code>	Fit and transform data using the feature selector.
<code>get_names</code>	Get names of selected features.
<code>load</code>	Loads component at file path.
<code>needs_fitting</code>	Returns boolean determining if component needs fitting before calling predict, predict_proba, transform, or feature_importances.
<code>parameters</code>	Returns the parameters which were used to initialize the component.
<code>save</code>	Saves component at file path.
<code>transform</code>	Transforms input data by selecting features. If the component_obj does not have a transform method, will raise an <code>MethodPropertyNotFoundError</code> exception.
<code>update_parameters</code>	Updates the parameter dictionary of the component.

**clone(self)**

Constructs a new component with the same parameters and random state.

**Returns** A new instance of this component with identical parameters and random state.

**default\_parameters(cls)**

Returns the default parameters for this component.

Our convention is that `Component.default_parameters == Component().parameters`.

**Returns** Default parameters for this component.

**Return type** dict

**describe(self, print\_name=False, return\_dict=False)**

Describe a component and its parameters.

**Parameters**

- **print\_name** (*bool, optional*) – whether to print name of component
- **return\_dict** (*bool, optional*) – whether to return description as dictionary in the format {"name": name, "parameters": parameters}

**Returns** Returns dictionary if return\_dict is True, else None.

**Return type** None or dict

**fit(self, X, y=None)**

Fits component to data.

**Parameters**

- **X** (*pd.DataFrame*) – The input training data of shape [n\_samples, n\_features]
- **y** (*pd.Series, optional*) – The target training data of length [n\_samples]

**Returns** self



**Raises `MethodPropertyNotFoundError`** – If component does not have a fit method or a component\_obj that implements fit.

**fit\_transform**(*self*, *X*, *y=None*)

Fit and transform data using the feature selector.

**Parameters**

- **X** (*pd.DataFrame*) – The input training data of shape [n\_samples, n\_features].
- **y** (*pd.Series*, *optional*) – The target training data of length [n\_samples].

**Returns** Transformed data.

**Return type** *pd.DataFrame*

**get\_names**(*self*)

Get names of selected features.

**Returns** List of the names of features selected.

**Return type** *list[str]*

**static load**(*file\_path*)

Loads component at file path.

**Parameters** **file\_path** (*str*) – Location to load file.

**Returns** *ComponentBase* object

**needs\_fitting**(*self*)

Returns boolean determining if component needs fitting before calling predict, predict\_proba, transform, or feature\_importances.

This can be overridden to False for components that do not need to be fit or whose fit methods do nothing.

**Returns** *True*.

**property parameters**(*self*)

Returns the parameters which were used to initialize the component.

**save**(*self*, *file\_path*, *pickle\_protocol=cloudpickle.DEFAULT\_PROTOCOL*)

Saves component at file path.

**Parameters**

- **file\_path** (*str*) – Location to save file.
- **pickle\_protocol** (*int*) – The pickle data stream format.

**transform**(*self*, *X*, *y=None*)

Transforms input data by selecting features. If the component\_obj does not have a transform method, will raise an *MethodPropertyNotFoundError* exception.

**Parameters**

- **X** (*pd.DataFrame*) – Data to transform.
- **y** (*pd.Series*, *optional*) – Target data. Ignored.

**Returns** Transformed X

**Return type** *pd.DataFrame*

**Raises `MethodPropertyNotFoundError`** – If feature selector does not have a transform method or a component\_obj that implements transform

**update\_parameters**(*self*, *update\_dict*, *reset\_fit=True*)

Updates the parameter dictionary of the component.

#### Parameters

- **update\_dict** (*dict*) – A dict of parameters to update.
- **reset\_fit** (*bool*, *optional*) – If True, will set *\_is\_fitted* to False.

**class** evalml.pipelines.components.**SelectByType**(*column\_types=None*, *exclude=False*, *random\_seed=0*, *\*\*kwargs*)

Selects columns by specified Woodwork logical type or semantic tag in input data.

#### Parameters

- **column\_types** (*string*, *ww.LogicalType*, *list(string)*, *list(ww.LogicalType)*) – List of Woodwork types or tags, used to determine which columns to select or exclude.
- **exclude** (*bool*) – If true, exclude the *column\_types* instead of including them. Defaults to False.
- **random\_seed** (*int*) – Seed for the random number generator. Defaults to 0.

#### Attributes

<b>hyper-parameter_ranges</b>	{}
<b>is_multiseries</b>	False
<b>modifies_features</b>	True
<b>modifies_target</b>	False
<b>name</b>	Select Columns By Type Transformer
<b>needs_fitting</b>	False
<b>training_only</b>	False

#### Methods

<i>clone</i>	Constructs a new component with the same parameters and random state.
<i>default_parameters</i>	Returns the default parameters for this component.
<i>describe</i>	Describe a component and its parameters.
<i>fit</i>	Fits the transformer by checking if column names are present in the dataset.
<i>fit_transform</i>	Fits on X and transforms X.
<i>load</i>	Loads component at file path.
<i>parameters</i>	Returns the parameters which were used to initialize the component.
<i>save</i>	Saves component at file path.
<i>transform</i>	Transforms data X by selecting columns.
<i>update_parameters</i>	Updates the parameter dictionary of the component.

**clone(*self*)**

Constructs a new component with the same parameters and random state.

**Returns** A new instance of this component with identical parameters and random state.

**default\_parameters(*cls*)**

Returns the default parameters for this component.

Our convention is that `Component.default_parameters == Component().parameters`.

**Returns** Default parameters for this component.

**Return type** dict

**describe(*self*, *print\_name=False*, *return\_dict=False*)**

Describe a component and its parameters.

**Parameters**

- **print\_name** (*bool*, *optional*) – whether to print name of component
- **return\_dict** (*bool*, *optional*) – whether to return description as dictionary in the format {"name": name, "parameters": parameters}

**Returns** Returns dictionary if `return_dict` is `True`, else `None`.

**Return type** None or dict

**fit(*self*, *X*, *y=None*)**

Fits the transformer by checking if column names are present in the dataset.

**Parameters**

- **X** (*pd.DataFrame*) – Data to check.
- **y** (*pd.Series*, *ignored*) – Targets.

**Returns** self

**fit\_transform(*self*, *X*, *y=None*)**

Fits on X and transforms X.

**Parameters**

- **X** (*pd.DataFrame*) – Data to fit and transform.
- **y** (*pd.Series*) – Target data.

**Returns** Transformed X.

**Return type** pd.DataFrame

**Raises** **MethodPropertyNotFoundError** – If transformer does not have a transform method or a `component_obj` that implements transform.

**static load(*file\_path*)**

Loads component at file path.

**Parameters** **file\_path** (*str*) – Location to load file.

**Returns** ComponentBase object

**property parameters(*self*)**

Returns the parameters which were used to initialize the component.

**save**(*self*, *file\_path*, *pickle\_protocol*=*cloudpickle.DEFAULT\_PROTOCOL*)

Saves component at file path.

**Parameters**

- **file\_path** (*str*) – Location to save file.
- **pickle\_protocol** (*int*) – The pickle data stream format.

**transform**(*self*, *X*, *y=None*)

Transforms data X by selecting columns.

**Parameters**

- **X** (*pd.DataFrame*) – Data to transform.
- **y** (*pd.Series*, *optional*) – Targets.

**Returns** Transformed X.

**Return type** *pd.DataFrame*

**update\_parameters**(*self*, *update\_dict*, *reset\_fit=True*)

Updates the parameter dictionary of the component.

**Parameters**

- **update\_dict** (*dict*) – A dict of parameters to update.
- **reset\_fit** (*bool*, *optional*) – If True, will set *\_is\_fitted* to False.

**class** `evalml.pipelines.components.SelectColumns`(*columns=None*, *random\_seed=0*, *\*\*kwargs*)

Selects specified columns in input data.

**Parameters**

- **columns** (*list(string)*) – List of column names, used to determine which columns to select. If columns are not present, they will not be selected.
- **random\_seed** (*int*) – Seed for the random number generator. Defaults to 0.

**Attributes**

<b>hyper-parameter_ranges</b>	{}
<b>is_multiseries</b>	False
<b>modifies_features</b>	True
<b>modifies_target</b>	False
<b>name</b>	Select Columns Transformer
<b>needs_fitting</b>	False
<b>training_only</b>	False

**Methods**

<code>clone</code>	Constructs a new component with the same parameters and random state.
<code>default_parameters</code>	Returns the default parameters for this component.
<code>describe</code>	Describe a component and its parameters.
<code>fit</code>	Fits the transformer by checking if column names are present in the dataset.
<code>fit_transform</code>	Fits on X and transforms X.
<code>load</code>	Loads component at file path.
<code>parameters</code>	Returns the parameters which were used to initialize the component.
<code>save</code>	Saves component at file path.
<code>transform</code>	Transform data using fitted column selector component.
<code>update_parameters</code>	Updates the parameter dictionary of the component.

**clone(self)**

Constructs a new component with the same parameters and random state.

**Returns** A new instance of this component with identical parameters and random state.

**default\_parameters(cls)**

Returns the default parameters for this component.

Our convention is that `Component.default_parameters == Component().parameters`.

**Returns** Default parameters for this component.

**Return type** dict

**describe(self, print\_name=False, return\_dict=False)**

Describe a component and its parameters.

**Parameters**

- **print\_name** (*bool, optional*) – whether to print name of component
- **return\_dict** (*bool, optional*) – whether to return description as dictionary in the format {"name": name, "parameters": parameters}

**Returns** Returns dictionary if return\_dict is True, else None.

**Return type** None or dict

**fit(self, X, y=None)**

Fits the transformer by checking if column names are present in the dataset.

**Parameters**

- **X** (*pd.DataFrame*) – Data to check.
- **y** (*pd.Series, optional*) – Targets.

**Returns** self

**fit\_transform(self, X, y=None)**

Fits on X and transforms X.

**Parameters**

- **X** (*pd.DataFrame*) – Data to fit and transform.

- **y** (*pd.Series*) – Target data.

**Returns** Transformed X.

**Return type** *pd.DataFrame*

**Raises** **MethodPropertyNotFoundError** – If transformer does not have a transform method or a *component\_obj* that implements transform.

**static load**(*file\_path*)

Loads component at file path.

**Parameters** **file\_path** (*str*) – Location to load file.

**Returns** *ComponentBase* object

**property parameters**(*self*)

Returns the parameters which were used to initialize the component.

**save**(*self, file\_path, pickle\_protocol=cloudpickle.DEFAULT\_PROTOCOL*)

Saves component at file path.

**Parameters**

- **file\_path** (*str*) – Location to save file.
- **pickle\_protocol** (*int*) – The pickle data stream format.

**transform**(*self, X, y=None*)

Transform data using fitted column selector component.

**Parameters**

- **X** (*pd.DataFrame*) – The input training data of shape [n\_samples, n\_features].
- **y** (*pd.Series, optional*) – The target training data of length [n\_samples].

**Returns** Transformed data.

**Return type** *pd.DataFrame*

**update\_parameters**(*self, update\_dict, reset\_fit=True*)

Updates the parameter dictionary of the component.

**Parameters**

- **update\_dict** (*dict*) – A dict of parameters to update.
- **reset\_fit** (*bool, optional*) – If True, will set *\_is\_fitted* to False.

**class** *evalml.pipelines.components.SimpleImputer*(*impute\_strategy='most\_frequent', fill\_value=None, random\_seed=0, \*\*kwargs*)

Imputes missing data according to a specified imputation strategy. Natural language columns are ignored.

**Parameters**

- **impute\_strategy** (*string*) – Impute strategy to use. Valid values include “mean”, “median”, “most\_frequent”, “constant” for numerical data, and “most\_frequent”, “constant” for object data types.
- **fill\_value** (*string*) – When *impute\_strategy* == “constant”, *fill\_value* is used to replace missing data. Defaults to 0 when imputing numerical data and “missing\_value” for strings or object data types.
- **random\_seed** (*int*) – Seed for the random number generator. Defaults to 0.

## Attributes

<b>hyper-parameter_ranges</b>	{ "impute_strategy": ["mean", "median", "most_frequent"] }
<b>is_multiseries</b>	False
<b>modifies_features</b>	True
<b>modifies_target</b>	False
<b>name</b>	Simple Imputer
<b>training_only</b>	False

## Methods

<i>clone</i>	Constructs a new component with the same parameters and random state.
<i>default_parameters</i>	Returns the default parameters for this component.
<i>describe</i>	Describe a component and its parameters.
<i>fit</i>	Fits imputer to data. 'None' values are converted to np.nan before imputation and are treated as the same.
<i>fit_transform</i>	Fits on X and transforms X.
<i>load</i>	Loads component at file path.
<i>needs_fitting</i>	Returns boolean determining if component needs fitting before calling predict, predict_proba, transform, or feature_importances.
<i>parameters</i>	Returns the parameters which were used to initialize the component.
<i>save</i>	Saves component at file path.
<i>transform</i>	Transforms input by imputing missing values. 'None' and np.nan values are treated as the same.
<i>update_parameters</i>	Updates the parameter dictionary of the component.

### **clone**(*self*)

Constructs a new component with the same parameters and random state.

**Returns** A new instance of this component with identical parameters and random state.

### **default\_parameters**(*cls*)

Returns the default parameters for this component.

Our convention is that `Component.default_parameters == Component().parameters`.

**Returns** Default parameters for this component.

**Return type** dict

### **describe**(*self*, *print\_name=False*, *return\_dict=False*)

Describe a component and its parameters.

#### Parameters

- **print\_name** (*bool*, *optional*) – whether to print name of component
- **return\_dict** (*bool*, *optional*) – whether to return description as dictionary in the format {“name”: name, “parameters”: parameters}

**Returns** Returns dictionary if `return_dict` is `True`, else `None`.

**Return type** `None` or `dict`

**fit**(*self*, *X*, *y=None*)

Fits imputer to data. 'None' values are converted to `np.nan` before imputation and are treated as the same.

**Parameters**

- **X** (*pd.DataFrame* or *np.ndarray*) – the input training data of shape `[n_samples, n_features]`
- **y** (*pd.Series*, *optional*) – the target training data of length `[n_samples]`

**Returns** `self`

**Raises** **ValueError** – if the `SimpleImputer` receives a dataframe with both `Boolean` and `Categorical` data.

**fit\_transform**(*self*, *X*, *y=None*)

Fits on `X` and transforms `X`.

**Parameters**

- **X** (*pd.DataFrame*) – Data to fit and transform
- **y** (*pd.Series*, *optional*) – Target data.

**Returns** Transformed `X`

**Return type** `pd.DataFrame`

**static load**(*file\_path*)

Loads component at file path.

**Parameters** **file\_path** (*str*) – Location to load file.

**Returns** `ComponentBase` object

**needs\_fitting**(*self*)

Returns boolean determining if component needs fitting before calling `predict`, `predict_proba`, `transform`, or `feature_importances`.

This can be overridden to `False` for components that do not need to be fit or whose fit methods do nothing.

**Returns** `True`.

**property parameters**(*self*)

Returns the parameters which were used to initialize the component.

**save**(*self*, *file\_path*, *pickle\_protocol=cloudpickle.DEFAULT\_PROTOCOL*)

Saves component at file path.

**Parameters**

- **file\_path** (*str*) – Location to save file.
- **pickle\_protocol** (*int*) – The pickle data stream format.

**transform**(*self*, *X*, *y=None*)

Transforms input by imputing missing values. 'None' and `np.nan` values are treated as the same.

**Parameters**

- **X** (*pd.DataFrame*) – Data to transform.



- **y** (*pd.Series*, *optional*) – Ignored.

**Returns** Transformed X

**Return type** *pd.DataFrame*

**update\_parameters**(*self*, *update\_dict*, *reset\_fit=True*)

Updates the parameter dictionary of the component.

**Parameters**

- **update\_dict** (*dict*) – A dict of parameters to update.
- **reset\_fit** (*bool*, *optional*) – If True, will set *\_is\_fitted* to False.

**class** *evalml.pipelines.components.StackedEnsembleBase*(*final\_estimator=None*, *n\_jobs=-1*, *random\_seed=0*, *\*\*kwargs*)

Stacked Ensemble Base Class.

**Parameters**

- **final\_estimator** (*Estimator* or *subclass*) – The estimator used to combine the base estimators.
- **n\_jobs** (*int* or *None*) – Integer describing level of parallelism used for pipelines. None and 1 are equivalent. If set to -1, all CPUs are used. For *n\_jobs* greater than -1, (*n\_cpus* + 1 + *n\_jobs*) are used. Defaults to -1. - Note: there could be some multi-process errors thrown for values of *n\_jobs*  $\neq 1$ . If this is the case, please use *n\_jobs* = 1.
- **random\_seed** (*int*) – Seed for the random number generator. Defaults to 0.

**Attributes**

<b>is_multiseries</b>	False
<b>model_family</b>	ModelFamily.ENSEMBLE
<b>modifies_features</b>	True
<b>modifies_target</b>	False
<b>training_only</b>	False

**Methods**

<code>clone</code>	Constructs a new component with the same parameters and random state.
<code>default_parameters</code>	Returns the default parameters for stacked ensemble classes.
<code>describe</code>	Describe a component and its parameters.
<code>feature_importance</code>	Not implemented for StackedEnsembleClassifier and StackedEnsembleRegressor.
<code>fit</code>	Fits estimator to data.
<code>get_prediction_intervals</code>	Find the prediction intervals using the fitted regressor.
<code>load</code>	Loads component at file path.
<code>name</code>	Returns string name of this component.
<code>needs_fitting</code>	Returns boolean determining if component needs fitting before calling predict, predict_proba, transform, or feature_importances.
<code>parameters</code>	Returns the parameters which were used to initialize the component.
<code>predict</code>	Make predictions using selected features.
<code>predict_proba</code>	Make probability estimates for labels.
<code>save</code>	Saves component at file path.
<code>supported_problem_types</code>	Problem types this estimator supports.
<code>update_parameters</code>	Updates the parameter dictionary of the component.

**clone(self)**

Constructs a new component with the same parameters and random state.

**Returns** A new instance of this component with identical parameters and random state.

**default\_parameters(cls)**

Returns the default parameters for stacked ensemble classes.

**Returns** default parameters for this component.

**Return type** dict

**describe(self, print\_name=False, return\_dict=False)**

Describe a component and its parameters.

**Parameters**

- **print\_name** (*bool, optional*) – whether to print name of component
- **return\_dict** (*bool, optional*) – whether to return description as dictionary in the format {"name": name, "parameters": parameters}

**Returns** Returns dictionary if return\_dict is True, else None.

**Return type** None or dict

**property feature\_importance(self)**

Not implemented for StackedEnsembleClassifier and StackedEnsembleRegressor.

**fit(self, X: pandas.DataFrame, y: Optional[pandas.Series] = None)**

Fits estimator to data.

**Parameters**

- **X** (*pd.DataFrame*) – The input training data of shape [n\_samples, n\_features].

- **y** (*pd.Series*, *optional*) – The target training data of length [n\_samples].

**Returns** self

**get\_prediction\_intervals**(*self*, *X*: *pandas.DataFrame*, *y*: *Optional[pandas.Series] = None*, *coverage*: *List[float] = None*, *predictions*: *pandas.Series = None*) → Dict[str, *pandas.Series*]

Find the prediction intervals using the fitted regressor.

This function takes the predictions of the fitted estimator and calculates the rolling standard deviation across all predictions using a window size of 5. The lower and upper predictions are determined by taking the percent point (quantile) function of the lower tail probability at each bound multiplied by the rolling standard deviation.

**Parameters**

- **X** (*pd.DataFrame*) – Data of shape [n\_samples, n\_features].
- **y** (*pd.Series*) – Target data. Ignored.
- **coverage** (*list[float]*) – A list of floats between the values 0 and 1 that the upper and lower bounds of the prediction interval should be calculated for.
- **predictions** (*pd.Series*) – Optional list of predictions to use. If None, will generate predictions using *X*.

**Returns** Prediction intervals, keys are in the format {coverage}\_lower or {coverage}\_upper.

**Return type** dict

**Raises** **MethodPropertyNotFoundError** – If the estimator does not support Time Series Regression as a problem type.

**static load**(*file\_path*)

Loads component at file path.

**Parameters** **file\_path** (*str*) – Location to load file.

**Returns** ComponentBase object

**property name**(*cls*)

Returns string name of this component.

**needs\_fitting**(*self*)

Returns boolean determining if component needs fitting before calling predict, predict\_proba, transform, or feature\_importances.

This can be overridden to False for components that do not need to be fit or whose fit methods do nothing.

**Returns** True.

**property parameters**(*self*)

Returns the parameters which were used to initialize the component.

**predict**(*self*, *X*: *pandas.DataFrame*) → *pandas.Series*

Make predictions using selected features.

**Parameters** **X** (*pd.DataFrame*) – Data of shape [n\_samples, n\_features].

**Returns** Predicted values.

**Return type** *pd.Series*

**Raises** **MethodPropertyNotFoundError** – If estimator does not have a predict method or a component\_obj that implements predict.

**predict\_proba**(*self*, *X*: *pandas.DataFrame*) → *pandas.Series*

Make probability estimates for labels.

**Parameters** *X* (*pd.DataFrame*) – Features.

**Returns** Probability estimates.

**Return type** *pd.Series*

**Raises** **MethodPropertyNotFoundError** – If estimator does not have a `predict_proba` method or a `component_obj` that implements `predict_proba`.

**save**(*self*, *file\_path*, *pickle\_protocol=cloudpickle.DEFAULT\_PROTOCOL*)

Saves component at file path.

**Parameters**

- **file\_path** (*str*) – Location to save file.
- **pickle\_protocol** (*int*) – The pickle data stream format.

**property supported\_problem\_types**(*cls*)

Problem types this estimator supports.

**update\_parameters**(*self*, *update\_dict*, *reset\_fit=True*)

Updates the parameter dictionary of the component.

**Parameters**

- **update\_dict** (*dict*) – A dict of parameters to update.
- **reset\_fit** (*bool*, *optional*) – If True, will set `_is_fitted` to False.

**class** `evalml.pipelines.components.StackedEnsembleClassifier`(*final\_estimator=None*, *n\_jobs=-1*, *random\_seed=0*, *\*\*kwargs*)

Stacked Ensemble Classifier.

**Parameters**

- **final\_estimator** (*Estimator or subclass*) – The classifier used to combine the base estimators. If None, uses `ElasticNetClassifier`.
- **n\_jobs** (*int or None*) – Integer describing level of parallelism used for pipelines. None and 1 are equivalent. If set to -1, all CPUs are used. For `n_jobs` below -1, (`n_cpus + 1 + n_jobs`) are used. Defaults to -1. - Note: there could be some multi-process errors thrown for values of `n_jobs != 1`. If this is the case, please use `n_jobs = 1`.
- **random\_seed** (*int*) – Seed for the random number generator. Defaults to 0.

## Example

```
>>> from evalml.pipelines.component_graph import ComponentGraph
>>> from evalml.pipelines.components.estimators.classifiers.decision_tree_
↳ classifier import DecisionTreeClassifier
>>> from evalml.pipelines.components.estimators.classifiers.elasticnet_classifier_
↳ import ElasticNetClassifier
...
>>> component_graph = {
...     "Decision Tree": [DecisionTreeClassifier(random_seed=3), "X", "y"],
...     "Decision Tree B": [DecisionTreeClassifier(random_seed=4), "X", "y"],
```

(continues on next page)

(continued from previous page)

```

...     "Stacked Ensemble": [
...         StackedEnsembleClassifier(n_jobs=1, final_
→ estimator=DecisionTreeClassifier()),
...         "Decision Tree.x",
...         "Decision Tree B.x",
...         "y",
...     ],
... }
...
>>> cg = ComponentGraph(component_graph)
>>> assert cg.default_parameters == {
...     'Decision Tree Classifier': {'criterion': 'gini',
...                                   'max_features': 'sqrt',
...                                   'max_depth': 6,
...                                   'min_samples_split': 2,
...                                   'min_weight_fraction_leaf': 0.0},
...     'Stacked Ensemble Classifier': {'final_estimator': ElasticNetClassifier,
...                                     'n_jobs': -1}}
...

```

**Attributes**

<b>hyper-parameter_ranges</b>	{}
<b>is_multiseries</b>	False
<b>model_family</b>	ModelFamily.ENSEMBLE
<b>modifies_features</b>	True
<b>modifies_target</b>	False
<b>name</b>	Stacked Ensemble Classifier
<b>supported_problem_types</b>	[ ProblemTypes.BINARY, ProblemTypes.MULTICLASS, ProblemTypes.TIME_SERIES_BINARY, ProblemTypes.TIME_SERIES_MULTICLASS,]
<b>training_only</b>	False

**Methods**

<code>clone</code>	Constructs a new component with the same parameters and random state.
<code>default_parameters</code>	Returns the default parameters for stacked ensemble classes.
<code>describe</code>	Describe a component and its parameters.
<code>feature_importance</code>	Not implemented for StackedEnsembleClassifier and StackedEnsembleRegressor.
<code>fit</code>	Fits estimator to data.
<code>get_prediction_intervals</code>	Find the prediction intervals using the fitted regressor.
<code>load</code>	Loads component at file path.
<code>needs_fitting</code>	Returns boolean determining if component needs fitting before calling predict, predict_proba, transform, or feature_importances.
<code>parameters</code>	Returns the parameters which were used to initialize the component.
<code>predict</code>	Make predictions using selected features.
<code>predict_proba</code>	Make probability estimates for labels.
<code>save</code>	Saves component at file path.
<code>update_parameters</code>	Updates the parameter dictionary of the component.

**clone**(*self*)

Constructs a new component with the same parameters and random state.

**Returns** A new instance of this component with identical parameters and random state.

**default\_parameters**(*cls*)

Returns the default parameters for stacked ensemble classes.

**Returns** default parameters for this component.

**Return type** dict

**describe**(*self*, *print\_name=False*, *return\_dict=False*)

Describe a component and its parameters.

**Parameters**

- **print\_name** (*bool*, *optional*) – whether to print name of component
- **return\_dict** (*bool*, *optional*) – whether to return description as dictionary in the format {"name": name, "parameters": parameters}

**Returns** Returns dictionary if return\_dict is True, else None.

**Return type** None or dict

**property feature\_importance**(*self*)

Not implemented for StackedEnsembleClassifier and StackedEnsembleRegressor.

**fit**(*self*, *X: pandas.DataFrame*, *y: Optional[pandas.Series] = None*)

Fits estimator to data.

**Parameters**

- **X** (*pd.DataFrame*) – The input training data of shape [n\_samples, n\_features].
- **y** (*pd.Series*, *optional*) – The target training data of length [n\_samples].

**Returns** self

**get\_prediction\_intervals**(*self*, *X*: *pandas.DataFrame*, *y*: *Optional[pandas.Series]* = *None*, *coverage*: *List[float]* = *None*, *predictions*: *pandas.Series* = *None*) → *Dict[str, pandas.Series]*

Find the prediction intervals using the fitted regressor.

This function takes the predictions of the fitted estimator and calculates the rolling standard deviation across all predictions using a window size of 5. The lower and upper predictions are determined by taking the percent point (quantile) function of the lower tail probability at each bound multiplied by the rolling standard deviation.

#### Parameters

- **X** (*pd.DataFrame*) – Data of shape [n\_samples, n\_features].
- **y** (*pd.Series*) – Target data. Ignored.
- **coverage** (*list[float]*) – A list of floats between the values 0 and 1 that the upper and lower bounds of the prediction interval should be calculated for.
- **predictions** (*pd.Series*) – Optional list of predictions to use. If *None*, will generate predictions using *X*.

**Returns** Prediction intervals, keys are in the format {coverage}\_lower or {coverage}\_upper.

**Return type** dict

**Raises** **MethodPropertyNotFoundError** – If the estimator does not support Time Series Regression as a problem type.

**static load**(*file\_path*)

Loads component at file path.

**Parameters** **file\_path** (*str*) – Location to load file.

**Returns** ComponentBase object

**needs\_fitting**(*self*)

Returns boolean determining if component needs fitting before calling predict, predict\_proba, transform, or feature\_importances.

This can be overridden to False for components that do not need to be fit or whose fit methods do nothing.

**Returns** True.

**property parameters**(*self*)

Returns the parameters which were used to initialize the component.

**predict**(*self*, *X*: *pandas.DataFrame*) → *pandas.Series*

Make predictions using selected features.

**Parameters** **X** (*pd.DataFrame*) – Data of shape [n\_samples, n\_features].

**Returns** Predicted values.

**Return type** *pd.Series*

**Raises** **MethodPropertyNotFoundError** – If estimator does not have a predict method or a component\_obj that implements predict.

**predict\_proba**(*self*, *X*: *pandas.DataFrame*) → *pandas.Series*

Make probability estimates for labels.

**Parameters** *X* (*pd.DataFrame*) – Features.

**Returns** Probability estimates.

**Return type** *pd.Series*

**Raises** **MethodPropertyNotFoundError** – If estimator does not have a `predict_proba` method or a `component_obj` that implements `predict_proba`.

**save**(*self*, *file\_path*, *pickle\_protocol*=*cloudpickle.DEFAULT\_PROTOCOL*)

Saves component at file path.

**Parameters**

- **file\_path** (*str*) – Location to save file.
- **pickle\_protocol** (*int*) – The pickle data stream format.

**update\_parameters**(*self*, *update\_dict*, *reset\_fit*=*True*)

Updates the parameter dictionary of the component.

**Parameters**

- **update\_dict** (*dict*) – A dict of parameters to update.
- **reset\_fit** (*bool*, *optional*) – If True, will set `_is_fitted` to False.

**class** `evalml.pipelines.components.StackedEnsembleRegressor`(*final\_estimator*=*None*, *n\_jobs*=*-1*, *random\_seed*=*0*, *\*\*kwargs*)

Stacked Ensemble Regressor.

**Parameters**

- **final\_estimator** (*Estimator* or *subclass*) – The regressor used to combine the base estimators. If None, uses `ElasticNetRegressor`.
- **n\_jobs** (*int* or *None*) – Integer describing level of parallelism used for pipelines. None and 1 are equivalent. If set to -1, all CPUs are used. For `n_jobs` greater than -1, (`n_cpus + 1 + n_jobs`) are used. Defaults to -1. - Note: there could be some multi-process errors thrown for values of `n_jobs` != 1. If this is the case, please use `n_jobs = 1`.
- **random\_seed** (*int*) – Seed for the random number generator. Defaults to 0.

## Example

```
>>> from evalml.pipelines.component_graph import ComponentGraph
>>> from evalml.pipelines.components.estimators.regressors.rf_regressor import
↳ RandomForestRegressor
>>> from evalml.pipelines.components.estimators.regressors.elasticnet_regressor
↳ import ElasticNetRegressor
...
>>> component_graph = {
...     "Random Forest": [RandomForestRegressor(random_seed=3), "X", "y"],
...     "Random Forest B": [RandomForestRegressor(random_seed=4), "X", "y"],
...     "Stacked Ensemble": [
...         StackedEnsembleRegressor(n_jobs=1, final_
↳ estimator=RandomForestRegressor()),
```

(continues on next page)



(continued from previous page)

```

...     "Random Forest.x",
...     "Random Forest B.x",
...     "y",
... ],
... }
...
>>> cg = ComponentGraph(component_graph)
>>> assert cg.default_parameters == {
...     'Random Forest Regressor': {'n_estimators': 100,
...                                   'max_depth': 6,
...                                   'n_jobs': -1},
...     'Stacked Ensemble Regressor': {'final_estimator': ElasticNetRegressor,
...                                     'n_jobs': -1}}

```

**Attributes**

<b>hyper-parameter_ranges</b>	{}
<b>is_multiseries</b>	False
<b>model_family</b>	ModelFamily.ENSEMBLE
<b>modifies_features</b>	True
<b>modifies_target</b>	False
<b>name</b>	Stacked Ensemble Regressor
<b>supported_problem_types</b>	[ ProblemTypes.REGRESSION, ProblemTypes.TIME_SERIES_REGRESSION,]
<b>training_only</b>	False

**Methods**

<code>clone</code>	Constructs a new component with the same parameters and random state.
<code>default_parameters</code>	Returns the default parameters for stacked ensemble classes.
<code>describe</code>	Describe a component and its parameters.
<code>feature_importance</code>	Not implemented for StackedEnsembleClassifier and StackedEnsembleRegressor.
<code>fit</code>	Fits estimator to data.
<code>get_prediction_intervals</code>	Find the prediction intervals using the fitted regressor.
<code>load</code>	Loads component at file path.
<code>needs_fitting</code>	Returns boolean determining if component needs fitting before calling predict, predict_proba, transform, or feature_importances.
<code>parameters</code>	Returns the parameters which were used to initialize the component.
<code>predict</code>	Make predictions using selected features.
<code>predict_proba</code>	Make probability estimates for labels.
<code>save</code>	Saves component at file path.
<code>update_parameters</code>	Updates the parameter dictionary of the component.

**clone(*self*)**

Constructs a new component with the same parameters and random state.

**Returns** A new instance of this component with identical parameters and random state.

**default\_parameters(*cls*)**

Returns the default parameters for stacked ensemble classes.

**Returns** default parameters for this component.

**Return type** dict

**describe(*self*, *print\_name=False*, *return\_dict=False*)**

Describe a component and its parameters.

**Parameters**

- **print\_name** (*bool*, *optional*) – whether to print name of component
- **return\_dict** (*bool*, *optional*) – whether to return description as dictionary in the format {"name": name, "parameters": parameters}

**Returns** Returns dictionary if return\_dict is True, else None.

**Return type** None or dict

**property feature\_importance(*self*)**

Not implemented for StackedEnsembleClassifier and StackedEnsembleRegressor.

**fit(*self*, *X*: *pandas.DataFrame*, *y*: *Optional[pandas.Series]* = *None*)**

Fits estimator to data.

**Parameters**

- **X** (*pd.DataFrame*) – The input training data of shape [n\_samples, n\_features].
- **y** (*pd.Series*, *optional*) – The target training data of length [n\_samples].

**Returns** self

**get\_prediction\_intervals**(*self*, *X*: *pandas.DataFrame*, *y*: *Optional[pandas.Series]* = *None*, *coverage*: *List[float]* = *None*, *predictions*: *pandas.Series* = *None*) → *Dict[str, pandas.Series]*

Find the prediction intervals using the fitted regressor.

This function takes the predictions of the fitted estimator and calculates the rolling standard deviation across all predictions using a window size of 5. The lower and upper predictions are determined by taking the percent point (quantile) function of the lower tail probability at each bound multiplied by the rolling standard deviation.

#### Parameters

- **X** (*pd.DataFrame*) – Data of shape [n\_samples, n\_features].
- **y** (*pd.Series*) – Target data. Ignored.
- **coverage** (*list[float]*) – A list of floats between the values 0 and 1 that the upper and lower bounds of the prediction interval should be calculated for.
- **predictions** (*pd.Series*) – Optional list of predictions to use. If *None*, will generate predictions using *X*.

**Returns** Prediction intervals, keys are in the format {coverage}\_lower or {coverage}\_upper.

**Return type** dict

**Raises** **MethodPropertyNotFoundError** – If the estimator does not support Time Series Regression as a problem type.

**static load**(*file\_path*)

Loads component at file path.

**Parameters** **file\_path** (*str*) – Location to load file.

**Returns** ComponentBase object

**needs\_fitting**(*self*)

Returns boolean determining if component needs fitting before calling predict, predict\_proba, transform, or feature\_importances.

This can be overridden to False for components that do not need to be fit or whose fit methods do nothing.

**Returns** True.

**property parameters**(*self*)

Returns the parameters which were used to initialize the component.

**predict**(*self*, *X*: *pandas.DataFrame*) → *pandas.Series*

Make predictions using selected features.

**Parameters** **X** (*pd.DataFrame*) – Data of shape [n\_samples, n\_features].

**Returns** Predicted values.

**Return type** *pd.Series*

**Raises** **MethodPropertyNotFoundError** – If estimator does not have a predict method or a component\_obj that implements predict.

**predict\_proba**(*self*, *X*: *pandas.DataFrame*) → *pandas.Series*

Make probability estimates for labels.

**Parameters** *X* (*pd.DataFrame*) – Features.

**Returns** Probability estimates.

**Return type** *pd.Series*

**Raises** **MethodPropertyNotFoundError** – If estimator does not have a `predict_proba` method or a `component_obj` that implements `predict_proba`.

**save**(*self*, *file\_path*, *pickle\_protocol*=*cloudpickle.DEFAULT\_PROTOCOL*)

Saves component at file path.

**Parameters**

- **file\_path** (*str*) – Location to save file.
- **pickle\_protocol** (*int*) – The pickle data stream format.

**update\_parameters**(*self*, *update\_dict*, *reset\_fit*=*True*)

Updates the parameter dictionary of the component.

**Parameters**

- **update\_dict** (*dict*) – A dict of parameters to update.
- **reset\_fit** (*bool*, *optional*) – If *True*, will set `_is_fitted` to *False*.

**class** `evalml.pipelines.components.StandardScaler`(*random\_seed*=0, *\*\*kwargs*)

A transformer that standardizes input features by removing the mean and scaling to unit variance.

**Parameters** **random\_seed** (*int*) – Seed for the random number generator. Defaults to 0.

**Attributes**

<b>hyper-parameter_ranges</b>	{}
<b>is_multiseries</b>	False
<b>modifies_features</b>	True
<b>modifies_target</b>	False
<b>name</b>	Standard Scaler
<b>training_only</b>	False

**Methods**

<code>clone</code>	Constructs a new component with the same parameters and random state.
<code>default_parameters</code>	Returns the default parameters for this component.
<code>describe</code>	Describe a component and its parameters.
<code>fit</code>	Fits the standard scalar on the given data.
<code>fit_transform</code>	Fit and transform data using the standard scaler component.
<code>load</code>	Loads component at file path.
<code>needs_fitting</code>	Returns boolean determining if component needs fitting before calling predict, predict_proba, transform, or feature_importances.
<code>parameters</code>	Returns the parameters which were used to initialize the component.
<code>save</code>	Saves component at file path.
<code>transform</code>	Transform data using the fitted standard scaler.
<code>update_parameters</code>	Updates the parameter dictionary of the component.

**clone(self)**

Constructs a new component with the same parameters and random state.

**Returns** A new instance of this component with identical parameters and random state.

**default\_parameters(cls)**

Returns the default parameters for this component.

Our convention is that `Component.default_parameters == Component().parameters`.

**Returns** Default parameters for this component.

**Return type** dict

**describe(self, print\_name=False, return\_dict=False)**

Describe a component and its parameters.

**Parameters**

- **print\_name** (*bool, optional*) – whether to print name of component
- **return\_dict** (*bool, optional*) – whether to return description as dictionary in the format {"name": name, "parameters": parameters}

**Returns** Returns dictionary if return\_dict is True, else None.

**Return type** None or dict

**fit(self, X, y=None)**

Fits the standard scalar on the given data.

**Parameters**

- **X** (*pd.DataFrame*) – The input training data of shape [n\_samples, n\_features].
- **y** (*pd.Series, optional*) – The target training data of length [n\_samples].

**Returns** self

**fit\_transform(self, X, y=None)**

Fit and transform data using the standard scaler component.

**Parameters**

- **X** (*pd.DataFrame*) – The input training data of shape [n\_samples, n\_features].
- **y** (*pd.Series*, *optional*) – The target training data of length [n\_samples].

**Returns** Transformed data.

**Return type** *pd.DataFrame*

**static load**(*file\_path*)

Loads component at file path.

**Parameters** **file\_path** (*str*) – Location to load file.

**Returns** *ComponentBase* object

**needs\_fitting**(*self*)

Returns boolean determining if component needs fitting before calling predict, predict\_proba, transform, or feature\_importances.

This can be overridden to False for components that do not need to be fit or whose fit methods do nothing.

**Returns** True.

**property parameters**(*self*)

Returns the parameters which were used to initialize the component.

**save**(*self*, *file\_path*, *pickle\_protocol=cloudpickle.DEFAULT\_PROTOCOL*)

Saves component at file path.

**Parameters**

- **file\_path** (*str*) – Location to save file.
- **pickle\_protocol** (*int*) – The pickle data stream format.

**transform**(*self*, *X*, *y=None*)

Transform data using the fitted standard scaler.

**Parameters**

- **X** (*pd.DataFrame*) – The input training data of shape [n\_samples, n\_features].
- **y** (*pd.Series*, *optional*) – The target training data of length [n\_samples].

**Returns** Transformed data.

**Return type** *pd.DataFrame*

**update\_parameters**(*self*, *update\_dict*, *reset\_fit=True*)

Updates the parameter dictionary of the component.

**Parameters**

- **update\_dict** (*dict*) – A dict of parameters to update.
- **reset\_fit** (*bool*, *optional*) – If True, will set *\_is\_fitted* to False.

**class** *evalml.pipelines.components.STLDecomposer*(*time\_index: str = None*, *degree: int = 1*, *period: int = None*, *seasonal\_smoother: int = 7*, *random\_seed: int = 0*, *\*\*kwargs*)

Removes trends and seasonality from time series using the STL algorithm.

<https://www.statsmodels.org/dev/generated/statsmodels.tsa.seasonal.STL.html>

**Parameters**

- **time\_index** (*str*) – Specifies the name of the column in X that provides the datetime objects. Defaults to None.
- **degree** (*int*) – Not currently used. STL 3x “degree-like” values. None are able to be set at this time. Defaults to 1.
- **period** (*int*) – The number of entries in the time series data that corresponds to one period of a cyclic signal. For instance, if data is known to possess a weekly seasonal signal, and if the data is daily data, the period should likely be 7. For daily data with a yearly seasonal signal, the period should likely be 365. If None, statsmodels will infer the period based on the frequency. Defaults to None.
- **seasonal\_smoother** (*int*) – The length of the seasonal smoother used by the underlying STL algorithm. For compatibility, must be odd. If an even number is provided, the next, highest odd number will be used. Defaults to 7.
- **random\_seed** (*int*) – Seed for the random number generator. Defaults to 0.

#### Attributes

<b>hyper-parameter_ranges</b>	None
<b>invalid_frequencies</b>	[]
<b>is_multiseries</b>	False
<b>modifies_features</b>	False
<b>modifies_target</b>	True
<b>name</b>	STL Decomposer
<b>needs_fitting</b>	True
<b>training_only</b>	False

#### Methods

<i>clone</i>	Constructs a new component with the same parameters and random state.
<i>default_parameters</i>	Returns the default parameters for this component.
<i>describe</i>	Describe a component and its parameters.
<i>determine_periodicity</i>	Function that uses autocorrelative methods to determine the likely most significant period of the seasonal signal.
<i>fit</i>	Fits the STLDecomposer and determine the seasonal signal.
<i>fit_transform</i>	Removes fitted trend and seasonality from target variable.
<i>get_trend_dataframe</i>	Return a list of dataframes with 4 columns: signal, trend, seasonality, residual.
<i>get_trend_prediction_intervals</i>	Calculate the prediction intervals for the trend data.
<i>inverse_transform</i>	Adds back fitted trend and seasonality to target variable.
<i>is_freq_valid</i>	Determines if the given string represents a valid frequency for this decomposer.
<i>load</i>	Loads component at file path.
<i>parameters</i>	Returns the parameters which were used to initialize the component.
<i>plot_decomposition</i>	Plots the decomposition of the target signal.
<i>save</i>	Saves component at file path.
<i>set_period</i>	Function to set the component's seasonal period based on the target's seasonality.
<i>transform</i>	Transforms the target data by removing the STL trend and seasonality.
<i>update_parameters</i>	Updates the parameter dictionary of the component.

**clone**(*self*)

Constructs a new component with the same parameters and random state.

**Returns** A new instance of this component with identical parameters and random state.

**default\_parameters**(*cls*)

Returns the default parameters for this component.

Our convention is that `Component.default_parameters == Component().parameters`.

**Returns** Default parameters for this component.

**Return type** dict

**describe**(*self*, *print\_name=False*, *return\_dict=False*)

Describe a component and its parameters.

**Parameters**

- **print\_name** (*bool*, *optional*) – whether to print name of component
- **return\_dict** (*bool*, *optional*) – whether to return description as dictionary in the format {"name": name, "parameters": parameters}

**Returns** Returns dictionary if *return\_dict* is True, else None.

**Return type** None or dict



**classmethod** `determine_periodicity`(*cls*, *X*: *pandas.DataFrame*, *y*: *pandas.Series*, *acf\_threshold*: *float* = 0.01, *rel\_max\_order*: *int* = 5)

Function that uses autocorrelative methods to determine the likely most significant period of the seasonal signal.

#### Parameters

- **X** (*pandas.DataFrame*) – The feature data of the time series problem.
- **y** (*pandas.Series*) – The target data of a time series problem.
- **acf\_threshold** (*float*) – The threshold for the autocorrelation function to determine the period. Any values below the threshold are considered to be 0 and will not be considered for the period. Defaults to 0.01.
- **rel\_max\_order** (*int*) – The order of the relative maximum to determine the period. Defaults to 5.

#### Returns

**The integer number of entries in time series data over which the seasonal part of the target data repeats.** If the time series data is in days, then this is the number of days that it takes the target’s seasonal signal to repeat. Note: the target data can contain multiple seasonal signals. This function will only return the stronger. E.g. if the target has both weekly and yearly seasonality, the function may return either “7” or “365”, depending on which seasonality is more strongly autocorrelated. If no period is detected, returns None.

#### Return type

**fit**(*self*, *X*: *pandas.DataFrame*, *y*: *pandas.Series* = None) → *STLDecomposer*

Fits the STLDecomposer and determine the seasonal signal.

Instantiates a statsmodels STL decompose object with the component’s stored parameters and fits it. Since the statsmodels object does not fit the sklearn api, it is not saved during `__init__()` in `_component_obj` and will be re-instantiated each time fit is called.

To emulate the sklearn API, when the STL decomposer is fit, the full seasonal component, a single period sample of the seasonal component, the full trend-cycle component and the residual are saved.

$y(t) = S(t) + T(t) + R(t)$

#### Parameters

- **X** (*pd.DataFrame*, *optional*) – Conditionally used to build datetime index.
- **y** (*pd.Series*) – Target variable to detrend and deseasonalize.

#### Returns

#### Raises

- **ValueError** – If y is None.
- **ValueError** – If target data doesn’t have DatetimeIndex AND no Datetime features in features data

**fit\_transform**(*self*, *X*: *pandas.DataFrame*, *y*: *pandas.Series* = None) → tuple[*pandas.DataFrame*, *pandas.Series*]

Removes fitted trend and seasonality from target variable.

#### Parameters

- **X** (*pd.DataFrame*, *optional*) – Ignored.
- **y** (*pd.Series*) – Target variable to detrend and deseasonalize.

### Returns

**The first element are the input features returned without modification.** The second element is the target variable `y` with the fitted trend removed.

**Return type** tuple of `pd.DataFrame`, `pd.Series`

**get\_trend\_dataframe**(*self*, *X*, *y*)

Return a list of dataframes with 4 columns: signal, trend, seasonality, residual.

### Parameters

- **X** (*pd.DataFrame*) – Input data with time series data in index.
- **y** (*pd.Series* or *pd.DataFrame*) – Target variable data provided as a Series for univariate problems or a DataFrame for multivariate problems.

### Returns

**Each DataFrame contains the columns “signal”, “trend”, “seasonality” and “residual,”** with the latter 3 column values being the decomposed elements of the target data. The “signal” column is simply the input target signal but reindexed with a datetime index to match the input features.

**Return type** list of `pd.DataFrame`

### Raises

- **TypeError** – If `X` does not have time-series data in the index.
- **ValueError** – If time series index of `X` does not have an inferred frequency.
- **ValueError** – If the forecaster associated with the detrender has not been fit yet.
- **TypeError** – If `y` is not provided as a pandas Series or DataFrame.

**get\_trend\_prediction\_intervals**(*self*, *y*, *coverage=None*)

Calculate the prediction intervals for the trend data.

### Parameters

- **y** (*pd.Series*) – Target data.
- **coverage** (*list[float]*) – A list of floats between the values 0 and 1 that the upper and lower bounds of the prediction interval should be calculated for.

**Returns** Prediction intervals, keys are in the format `{coverage}_lower` or `{coverage}_upper`.

**Return type** dict of `pd.Series`

**inverse\_transform**(*self*, *y\_t: pandas.Series*) → tuple[`pandas.DataFrame`, `pandas.Series`]

Adds back fitted trend and seasonality to target variable.

The STL trend is projected to cover the entire requested target range, then added back into the signal. Then, the seasonality is projected forward to and added back into the signal.

**Parameters** **y\_t** (*pd.Series*) – Target variable.

### Returns

**The first element are the input features returned without modification.** The second element is the target variable `y` with the trend and seasonality added back in.

**Return type** tuple of `pd.DataFrame`, `pd.Series`

**Raises** **ValueError** – If `y` is `None`.

**classmethod** `is_freq_valid(cls, freq: str)`

Determines if the given string represents a valid frequency for this decomposer.

**Parameters** `freq (str)` – A frequency to validate. See the pandas docs at [https://pandas.pydata.org/pandas-docs/stable/user\\_guide/timeseries.html#offset-aliases](https://pandas.pydata.org/pandas-docs/stable/user_guide/timeseries.html#offset-aliases) for options.

**Returns** boolean representing whether the frequency is valid or not.

**static** `load(file_path)`

Loads component at file path.

**Parameters** `file_path (str)` – Location to load file.

**Returns** ComponentBase object

**property** `parameters(self)`

Returns the parameters which were used to initialize the component.

**plot\_decomposition**(*self*, *X*: *pandas.DataFrame*, *y*: *pandas.Series*, *show*: *bool* = *False*) →  
tuple[matplotlib.pyplot.Figure, list]

Plots the decomposition of the target signal.

**Parameters**

- **X** (*pd.DataFrame*) – Input data with time series data in index.
- **y** (*pd.Series* or *pd.DataFrame*) – Target variable data provided as a Series for univariate problems or a DataFrame for multivariate problems.
- **show** (*bool*) – Whether to display the plot or not. Defaults to False.

**Returns**

The figure and axes that have the decompositions plotted on them

**Return type** matplotlib.pyplot.Figure, list[matplotlib.pyplot.Axes]

**save**(*self*, *file\_path*, *pickle\_protocol*=*cloudpickle.DEFAULT\_PROTOCOL*)

Saves component at file path.

**Parameters**

- **file\_path** (*str*) – Location to save file.
- **pickle\_protocol** (*int*) – The pickle data stream format.

**set\_period**(*self*, *X*: *pandas.DataFrame*, *y*: *pandas.Series*, *acf\_threshold*: *float* = 0.01, *rel\_max\_order*: *int* = 5)

Function to set the component's seasonal period based on the target's seasonality.

**Parameters**

- **X** (*pandas.DataFrame*) – The feature data of the time series problem.
- **y** (*pandas.Series*) – The target data of a time series problem.
- **acf\_threshold** (*float*) – The threshold for the autocorrelation function to determine the period. Any values below the threshold are considered to be 0 and will not be considered for the period. Defaults to 0.01.
- **rel\_max\_order** (*int*) – The order of the relative maximum to determine the period. Defaults to 5.

**transform**(*self*, *X*: *pandas.DataFrame*, *y*: *pandas.Series* = *None*) → tuple[*pandas.DataFrame*, *pandas.Series*]

Transforms the target data by removing the STL trend and seasonality.

Uses an ARIMA model to project forward the additive trend and removes it. Then, utilizes the first period's worth of seasonal data determined in the .fit() function to extrapolate the seasonal signal of the data to be transformed. This seasonal signal is also assumed to be additive and is removed.

#### Parameters

- **X** (*pd.DataFrame*, *optional*) – Conditionally used to build datetime index.
- **y** (*pd.Series*) – Target variable to detrend and deseasonalize.

#### Returns

**The input features are returned without modification. The target variable y is detrended and deseasonalized.**

**Return type** tuple of *pd.DataFrame*, *pd.Series*

**Raises ValueError** – If target data doesn't have *DatetimeIndex* AND no *Datetime* features in features data

**update\_parameters**(*self*, *update\_dict*, *reset\_fit=True*)

Updates the parameter dictionary of the component.

#### Parameters

- **update\_dict** (*dict*) – A dict of parameters to update.
- **reset\_fit** (*bool*, *optional*) – If True, will set *\_is\_fitted* to False.

**class** evalml.pipelines.components.**SVMClassifier**(*C=1.0*, *kernel='rbf'*, *gamma='auto'*, *probability=True*, *random\_seed=0*, *\*\*kwargs*)

Support Vector Machine Classifier.

#### Parameters

- **C** (*float*) – The regularization parameter. The strength of the regularization is inversely proportional to C. Must be strictly positive. The penalty is a squared l2 penalty. Defaults to 1.0.
- **kernel** ({*"poly"*, *"rbf"*, *"sigmoid"*}) – Specifies the kernel type to be used in the algorithm. Defaults to "rbf".
- **gamma** ({*"scale"*, *"auto"*} or *float*) – Kernel coefficient for "rbf", "poly" and "sigmoid". Defaults to "auto". - If gamma='scale' is passed then it uses 1 / (n\_features \* X.var()) as value of gamma - If "auto" (default), uses 1 / n\_features
- **probability** (*boolean*) – Whether to enable probability estimates. Defaults to True.
- **random\_seed** (*int*) – Seed for the random number generator. Defaults to 0.

#### Attributes

<b>hyper-parameter_ranges</b>	{ "C": Real(0, 10), "kernel": ["poly", "rbf", "sigmoid"], "gamma": ["scale", "auto"], }
<b>is_multiseries</b>	False
<b>model_family</b>	ModelFamily.SVM
<b>modifies_features</b>	True
<b>modifies_target</b>	False
<b>name</b>	SVM Classifier
<b>supported_problem_types</b>	[ ProblemTypes.BINARY, ProblemTypes.MULTICLASS, ProblemTypes.TIME_SERIES_BINARY, ProblemTypes.TIME_SERIES_MULTICLASS, ]
<b>training_only</b>	False

## Methods

<i>clone</i>	Constructs a new component with the same parameters and random state.
<i>default_parameters</i>	Returns the default parameters for this component.
<i>describe</i>	Describe a component and its parameters.
<i>feature_importance</i>	Feature importance only works with linear kernels.
<i>fit</i>	Fits estimator to data.
<i>get_prediction_intervals</i>	Find the prediction intervals using the fitted regressor.
<i>load</i>	Loads component at file path.
<i>needs_fitting</i>	Returns boolean determining if component needs fitting before calling predict, predict_proba, transform, or feature_importances.
<i>parameters</i>	Returns the parameters which were used to initialize the component.
<i>predict</i>	Make predictions using selected features.
<i>predict_proba</i>	Make probability estimates for labels.
<i>save</i>	Saves component at file path.
<i>update_parameters</i>	Updates the parameter dictionary of the component.

### **clone**(*self*)

Constructs a new component with the same parameters and random state.

**Returns** A new instance of this component with identical parameters and random state.

### **default\_parameters**(*cls*)

Returns the default parameters for this component.

Our convention is that `Component.default_parameters == Component().parameters`.

**Returns** Default parameters for this component.

**Return type** dict

### **describe**(*self*, *print\_name=False*, *return\_dict=False*)

Describe a component and its parameters.

**Parameters**

- **print\_name** (*bool*, *optional*) – whether to print name of component
- **return\_dict** (*bool*, *optional*) – whether to return description as dictionary in the format {"name": name, "parameters": parameters}

**Returns** Returns dictionary if return\_dict is True, else None.

**Return type** None or dict

**property feature\_importance**(*self*)

Feature importance only works with linear kernels.

If the kernel isn't linear, we return a numpy array of zeros.

**Returns** Feature importance of fitted SVM classifier or a numpy array of zeroes if the kernel is not linear.

**fit**(*self*, *X*: *pandas.DataFrame*, *y*: *Optional[pandas.Series] = None*)

Fits estimator to data.

**Parameters**

- **X** (*pd.DataFrame*) – The input training data of shape [n\_samples, n\_features].
- **y** (*pd.Series*, *optional*) – The target training data of length [n\_samples].

**Returns** *self*

**get\_prediction\_intervals**(*self*, *X*: *pandas.DataFrame*, *y*: *Optional[pandas.Series] = None*, *coverage*: *List[float] = None*, *predictions*: *pandas.Series = None*) → Dict[str, *pandas.Series*]

Find the prediction intervals using the fitted regressor.

This function takes the predictions of the fitted estimator and calculates the rolling standard deviation across all predictions using a window size of 5. The lower and upper predictions are determined by taking the percent point (quantile) function of the lower tail probability at each bound multiplied by the rolling standard deviation.

**Parameters**

- **X** (*pd.DataFrame*) – Data of shape [n\_samples, n\_features].
- **y** (*pd.Series*) – Target data. Ignored.
- **coverage** (*list[float]*) – A list of floats between the values 0 and 1 that the upper and lower bounds of the prediction interval should be calculated for.
- **predictions** (*pd.Series*) – Optional list of predictions to use. If None, will generate predictions using X.

**Returns** Prediction intervals, keys are in the format {coverage}\_lower or {coverage}\_upper.

**Return type** dict

**Raises** **MethodPropertyNotFoundError** – If the estimator does not support Time Series Regression as a problem type.

**static load**(*file\_path*)

Loads component at file path.

**Parameters** **file\_path** (*str*) – Location to load file.

**Returns** ComponentBase object

**needs\_fitting**(*self*)

Returns boolean determining if component needs fitting before calling predict, predict\_proba, transform, or feature\_importances.

This can be overridden to False for components that do not need to be fit or whose fit methods do nothing.

**Returns** True.

**property parameters**(*self*)

Returns the parameters which were used to initialize the component.

**predict**(*self*, *X*: *pandas.DataFrame*) → *pandas.Series*

Make predictions using selected features.

**Parameters** *X* (*pd.DataFrame*) – Data of shape [n\_samples, n\_features].

**Returns** Predicted values.

**Return type** *pd.Series*

**Raises** **MethodPropertyNotFoundError** – If estimator does not have a predict method or a component\_obj that implements predict.

**predict\_proba**(*self*, *X*: *pandas.DataFrame*) → *pandas.Series*

Make probability estimates for labels.

**Parameters** *X* (*pd.DataFrame*) – Features.

**Returns** Probability estimates.

**Return type** *pd.Series*

**Raises** **MethodPropertyNotFoundError** – If estimator does not have a predict\_proba method or a component\_obj that implements predict\_proba.

**save**(*self*, *file\_path*, *pickle\_protocol*=*cloudpickle.DEFAULT\_PROTOCOL*)

Saves component at file path.

**Parameters**

- **file\_path** (*str*) – Location to save file.
- **pickle\_protocol** (*int*) – The pickle data stream format.

**update\_parameters**(*self*, *update\_dict*, *reset\_fit*=*True*)

Updates the parameter dictionary of the component.

**Parameters**

- **update\_dict** (*dict*) – A dict of parameters to update.
- **reset\_fit** (*bool*, *optional*) – If True, will set *\_is\_fitted* to False.

**class** evalml.pipelines.components.**SVMRegressor**(*C*=*1.0*, *kernel*=*'rbf'*, *gamma*=*'auto'*, *random\_seed*=*0*,  
\*\**kwargs*)

Support Vector Machine Regressor.

**Parameters**

- **C** (*float*) – The regularization parameter. The strength of the regularization is inversely proportional to C. Must be strictly positive. The penalty is a squared l2 penalty. Defaults to 1.0.
- **kernel** ({*"poly"*, *"rbf"*, *"sigmoid"*}) – Specifies the kernel type to be used in the algorithm. Defaults to “rbf”.

- **gamma** (*{"scale", "auto"} or float*) – Kernel coefficient for “rbf”, “poly” and “sigmoid”. Defaults to “auto”. - If gamma=’scale’ is passed then it uses  $1 / (n\_features * X.var())$  as value of gamma - If “auto” (default), uses  $1 / n\_features$
- **random\_seed** (*int*) – Seed for the random number generator. Defaults to 0.

#### Attributes

<b>hyper-parameter_ranges</b>	{ “C”: Real(0, 10), “kernel”: [“poly”, “rbf”, “sigmoid”], “gamma”: [“scale”, “auto”], }
<b>is_multiseries</b>	False
<b>model_family</b>	ModelFamily.SVM
<b>modifies_features</b>	True
<b>modifies_target</b>	False
<b>name</b>	SVM Regressor
<b>supported_problem_types</b>	[ ProblemTypes.REGRESSION, ProblemTypes.TIME_SERIES_REGRESSION, ]
<b>training_only</b>	False

#### Methods

<a href="#"><i>clone</i></a>	Constructs a new component with the same parameters and random state.
<a href="#"><i>default_parameters</i></a>	Returns the default parameters for this component.
<a href="#"><i>describe</i></a>	Describe a component and its parameters.
<a href="#"><i>feature_importance</i></a>	Feature importance of fitted SVM regressor.
<a href="#"><i>fit</i></a>	Fits estimator to data.
<a href="#"><i>get_prediction_intervals</i></a>	Find the prediction intervals using the fitted regressor.
<a href="#"><i>load</i></a>	Loads component at file path.
<a href="#"><i>needs_fitting</i></a>	Returns boolean determining if component needs fitting before calling predict, predict_proba, transform, or feature_importances.
<a href="#"><i>parameters</i></a>	Returns the parameters which were used to initialize the component.
<a href="#"><i>predict</i></a>	Make predictions using selected features.
<a href="#"><i>predict_proba</i></a>	Make probability estimates for labels.
<a href="#"><i>save</i></a>	Saves component at file path.
<a href="#"><i>update_parameters</i></a>	Updates the parameter dictionary of the component.

#### **clone**(*self*)

Constructs a new component with the same parameters and random state.

**Returns** A new instance of this component with identical parameters and random state.

#### **default\_parameters**(*cls*)

Returns the default parameters for this component.

Our convention is that `Component.default_parameters == Component().parameters`.

**Returns** Default parameters for this component.



**Return type** dict

**describe**(*self*, *print\_name=False*, *return\_dict=False*)

Describe a component and its parameters.

**Parameters**

- **print\_name** (*bool*, *optional*) – whether to print name of component
- **return\_dict** (*bool*, *optional*) – whether to return description as dictionary in the format {"name": name, "parameters": parameters}

**Returns** Returns dictionary if return\_dict is True, else None.

**Return type** None or dict

**property feature\_importance**(*self*)

Feature importance of fitted SVM regresor.

Only works with linear kernels. If the kernel isn't linear, we return a numpy array of zeros.

**Returns** The feature importance of the fitted SVM regressor, or an array of zeroes if the kernel is not linear.

**fit**(*self*, *X: pandas.DataFrame*, *y: Optional[pandas.Series] = None*)

Fits estimator to data.

**Parameters**

- **X** (*pd.DataFrame*) – The input training data of shape [n\_samples, n\_features].
- **y** (*pd.Series*, *optional*) – The target training data of length [n\_samples].

**Returns** self

**get\_prediction\_intervals**(*self*, *X: pandas.DataFrame*, *y: Optional[pandas.Series] = None*, *coverage: List[float] = None*, *predictions: pandas.Series = None*) → Dict[str, pandas.Series]

Find the prediction intervals using the fitted regressor.

This function takes the predictions of the fitted estimator and calculates the rolling standard deviation across all predictions using a window size of 5. The lower and upper predictions are determined by taking the percent point (quantile) function of the lower tail probability at each bound multiplied by the rolling standard deviation.

**Parameters**

- **X** (*pd.DataFrame*) – Data of shape [n\_samples, n\_features].
- **y** (*pd.Series*) – Target data. Ignored.
- **coverage** (*list[float]*) – A list of floats between the values 0 and 1 that the upper and lower bounds of the prediction interval should be calculated for.
- **predictions** (*pd.Series*) – Optional list of predictions to use. If None, will generate predictions using X.

**Returns** Prediction intervals, keys are in the format {coverage}\_lower or {coverage}\_upper.

**Return type** dict

**Raises** **MethodPropertyNotFoundError** – If the estimator does not support Time Series Regression as a problem type.

**static** `load(file_path)`

Loads component at file path.

**Parameters** `file_path` (*str*) – Location to load file.

**Returns** ComponentBase object

**needs\_fitting**(*self*)

Returns boolean determining if component needs fitting before calling predict, predict\_proba, transform, or feature\_importances.

This can be overridden to False for components that do not need to be fit or whose fit methods do nothing.

**Returns** True.

**property** `parameters`(*self*)

Returns the parameters which were used to initialize the component.

**predict**(*self*, *X*: *pandas.DataFrame*) → *pandas.Series*

Make predictions using selected features.

**Parameters** `X` (*pd.DataFrame*) – Data of shape [n\_samples, n\_features].

**Returns** Predicted values.

**Return type** *pd.Series*

**Raises** **MethodPropertyNotFoundError** – If estimator does not have a predict method or a component\_obj that implements predict.

**predict\_proba**(*self*, *X*: *pandas.DataFrame*) → *pandas.Series*

Make probability estimates for labels.

**Parameters** `X` (*pd.DataFrame*) – Features.

**Returns** Probability estimates.

**Return type** *pd.Series*

**Raises** **MethodPropertyNotFoundError** – If estimator does not have a predict\_proba method or a component\_obj that implements predict\_proba.

**save**(*self*, *file\_path*, *pickle\_protocol*=*cloudpickle.DEFAULT\_PROTOCOL*)

Saves component at file path.

**Parameters**

- **file\_path** (*str*) – Location to save file.
- **pickle\_protocol** (*int*) – The pickle data stream format.

**update\_parameters**(*self*, *update\_dict*, *reset\_fit*=*True*)

Updates the parameter dictionary of the component.

**Parameters**

- **update\_dict** (*dict*) – A dict of parameters to update.
- **reset\_fit** (*bool*, *optional*) – If True, will set *\_is\_fitted* to False.

**class** `evalml.pipelines.components.TargetEncoder`(*cols*=*None*, *smoothing*=*1*, *handle\_unknown*='value', *handle\_missing*='value', *random\_seed*=*0*, *\*\*kwargs*)

A transformer that encodes categorical features into target encodings.

**Parameters**

- **cols** (*list*) – Columns to encode. If None, all string columns will be encoded, otherwise only the columns provided will be encoded. Defaults to None
- **smoothing** (*float*) – The smoothing factor to apply. The larger this value is, the more influence the expected target value has on the resulting target encodings. Must be strictly larger than 0. Defaults to 1.0
- **handle\_unknown** (*string*) – Determines how to handle unknown categories for a feature encountered. Options are ‘value’, ‘error’, and ‘return\_nan’. Defaults to ‘value’, which replaces with the target mean
- **handle\_missing** (*string*) – Determines how to handle missing values encountered during *fit* or *transform*. Options are ‘value’, ‘error’, and ‘return\_nan’. Defaults to ‘value’, which replaces with the target mean
- **random\_seed** (*int*) – Seed for the random number generator. Defaults to 0.

#### Attributes

<b>hyper-parameter_ranges</b>	{}
<b>is_multiseries</b>	False
<b>modifies_features</b>	True
<b>modifies_target</b>	False
<b>name</b>	Target Encoder
<b>training_only</b>	False

#### Methods

<i>clone</i>	Constructs a new component with the same parameters and random state.
<i>default_parameters</i>	Returns the default parameters for this component.
<i>describe</i>	Describe a component and its parameters.
<i>fit</i>	Fits the target encoder.
<i>fit_transform</i>	Fit and transform data using the target encoder.
<i>get_feature_names</i>	Return feature names for the input features after fitting.
<i>load</i>	Loads component at file path.
<i>needs_fitting</i>	Returns boolean determining if component needs fitting before calling predict, predict_proba, transform, or feature_importances.
<i>parameters</i>	Returns the parameters which were used to initialize the component.
<i>save</i>	Saves component at file path.
<i>transform</i>	Transform data using the fitted target encoder.
<i>update_parameters</i>	Updates the parameter dictionary of the component.

#### **clone**(*self*)

Constructs a new component with the same parameters and random state.

**Returns** A new instance of this component with identical parameters and random state.

**default\_parameters(*cls*)**

Returns the default parameters for this component.

Our convention is that `Component.default_parameters == Component().parameters`.

**Returns** Default parameters for this component.

**Return type** dict

**describe(*self*, *print\_name=False*, *return\_dict=False*)**

Describe a component and its parameters.

**Parameters**

- **print\_name** (*bool*, *optional*) – whether to print name of component
- **return\_dict** (*bool*, *optional*) – whether to return description as dictionary in the format {"name": name, "parameters": parameters}

**Returns** Returns dictionary if `return_dict` is `True`, else `None`.

**Return type** None or dict

**fit(*self*, *X*, *y*)**

Fits the target encoder.

**Parameters**

- **X** (*pd.DataFrame*) – The input training data of shape `[n_samples, n_features]`.
- **y** (*pd.Series*, *optional*) – The target training data of length `[n_samples]`.

**Returns** `self`

**fit\_transform(*self*, *X*, *y*)**

Fit and transform data using the target encoder.

**Parameters**

- **X** (*pd.DataFrame*) – The input training data of shape `[n_samples, n_features]`.
- **y** (*pd.Series*, *optional*) – The target training data of length `[n_samples]`.

**Returns** Transformed data.

**Return type** `pd.DataFrame`

**get\_feature\_names(*self*)**

Return feature names for the input features after fitting.

**Returns** The feature names after encoding.

**Return type** `np.array`

**static load(*file\_path*)**

Loads component at file path.

**Parameters** **file\_path** (*str*) – Location to load file.

**Returns** `ComponentBase` object

**needs\_fitting(*self*)**

Returns boolean determining if component needs fitting before calling `predict`, `predict_proba`, `transform`, or `feature_importances`.

This can be overridden to `False` for components that do not need to be fit or whose fit methods do nothing.

**Returns** True.

**property parameters**(*self*)

Returns the parameters which were used to initialize the component.

**save**(*self*, *file\_path*, *pickle\_protocol*=*cloudpickle.DEFAULT\_PROTOCOL*)

Saves component at file path.

**Parameters**

- **file\_path** (*str*) – Location to save file.
- **pickle\_protocol** (*int*) – The pickle data stream format.

**transform**(*self*, *X*, *y*=*None*)

Transform data using the fitted target encoder.

**Parameters**

- **X** (*pd.DataFrame*) – The input training data of shape [n\_samples, n\_features].
- **y** (*pd.Series*, *optional*) – The target training data of length [n\_samples].

**Returns** Transformed data.

**Return type** *pd.DataFrame*

**update\_parameters**(*self*, *update\_dict*, *reset\_fit*=*True*)

Updates the parameter dictionary of the component.

**Parameters**

- **update\_dict** (*dict*) – A dict of parameters to update.
- **reset\_fit** (*bool*, *optional*) – If True, will set *\_is\_fitted* to False.

**class** *evalml.pipelines.components.TargetImputer*(*impute\_strategy*='most\_frequent', *fill\_value*=*None*, *random\_seed*=0, *\*\*kwargs*)

Imputes missing target data according to a specified imputation strategy.

**Parameters**

- **impute\_strategy** (*string*) – Impute strategy to use. Valid values include “mean”, “median”, “most\_frequent”, “constant” for numerical data, and “most\_frequent”, “constant” for object data types. Defaults to “most\_frequent”.
- **fill\_value** (*string*) – When *impute\_strategy* == “constant”, *fill\_value* is used to replace missing data. Defaults to None which uses 0 when imputing numerical data and “missing\_value” for strings or object data types.
- **random\_seed** (*int*) – Seed for the random number generator. Defaults to 0.

**Attributes**

<b>hyper-parameter_ranges</b>	{ “impute_strategy”: [“mean”, “median”, “most_frequent”]}
<b>is_multiseries</b>	False
<b>modifies_features</b>	False
<b>modifies_target</b>	True
<b>name</b>	Target Imputer
<b>training_only</b>	False

## Methods

<i>clone</i>	Constructs a new component with the same parameters and random state.
<i>default_parameters</i>	Returns the default parameters for this component.
<i>describe</i>	Describe a component and its parameters.
<i>fit</i>	Fits imputer to target data. 'None' values are converted to np.nan before imputation and are treated as the same.
<i>fit_transform</i>	Fits on and transforms the input target data.
<i>load</i>	Loads component at file path.
<i>needs_fitting</i>	Returns boolean determining if component needs fitting before calling predict, predict_proba, transform, or feature_importances.
<i>parameters</i>	Returns the parameters which were used to initialize the component.
<i>save</i>	Saves component at file path.
<i>transform</i>	Transforms input target data by imputing missing values. 'None' and np.nan values are treated as the same.
<i>update_parameters</i>	Updates the parameter dictionary of the component.

### **clone**(*self*)

Constructs a new component with the same parameters and random state.

**Returns** A new instance of this component with identical parameters and random state.

### **default\_parameters**(*cls*)

Returns the default parameters for this component.

Our convention is that `Component.default_parameters == Component().parameters`.

**Returns** Default parameters for this component.

**Return type** dict

### **describe**(*self*, *print\_name=False*, *return\_dict=False*)

Describe a component and its parameters.

#### **Parameters**

- **print\_name** (*bool*, *optional*) – whether to print name of component
- **return\_dict** (*bool*, *optional*) – whether to return description as dictionary in the format {“name”: name, “parameters”: parameters}

**Returns** Returns dictionary if `return_dict` is `True`, else `None`.

**Return type** `None` or `dict`

**fit**(*self*, *X*, *y*)

Fits imputer to target data. ‘None’ values are converted to `np.nan` before imputation and are treated as the same.

**Parameters**

- **X** (*pd.DataFrame* or *np.ndarray*) – The input training data of shape `[n_samples, n_features]`. Ignored.
- **y** (*pd.Series*, *optional*) – The target training data of length `[n_samples]`.

**Returns** *self*

**Raises** **TypeError** – If target is filled with all null values.

**fit\_transform**(*self*, *X*, *y*)

Fits on and transforms the input target data.

**Parameters**

- **X** (*pd.DataFrame*) – Features. Ignored.
- **y** (*pd.Series*) – Target data to impute.

**Returns** The original *X*, transformed *y*

**Return type** (*pd.DataFrame*, *pd.Series*)

**static load**(*file\_path*)

Loads component at file path.

**Parameters** **file\_path** (*str*) – Location to load file.

**Returns** *ComponentBase* object

**needs\_fitting**(*self*)

Returns boolean determining if component needs fitting before calling `predict`, `predict_proba`, `transform`, or `feature_importances`.

This can be overridden to `False` for components that do not need to be fit or whose fit methods do nothing.

**Returns** `True`.

**property parameters**(*self*)

Returns the parameters which were used to initialize the component.

**save**(*self*, *file\_path*, *pickle\_protocol=cloudpickle.DEFAULT\_PROTOCOL*)

Saves component at file path.

**Parameters**

- **file\_path** (*str*) – Location to save file.
- **pickle\_protocol** (*int*) – The pickle data stream format.

**transform**(*self*, *X*, *y*)

Transforms input target data by imputing missing values. ‘None’ and `np.nan` values are treated as the same.

**Parameters**

- **X** (*pd.DataFrame*) – Features. Ignored.

- **y** (*pd.Series*) – Target data to impute.

**Returns** The original X, transformed y

**Return type** (pd.DataFrame, pd.Series)

**update\_parameters**(*self, update\_dict, reset\_fit=True*)

Updates the parameter dictionary of the component.

**Parameters**

- **update\_dict** (*dict*) – A dict of parameters to update.
- **reset\_fit** (*bool, optional*) – If True, will set *\_is\_fitted* to False.

**class** evalml.pipelines.components.**TimeSeriesBaselineEstimator**(*gap=1, forecast\_horizon=1, random\_seed=0, \*\*kwargs*)

Time series estimator that predicts using the naive forecasting approach.

This is useful as a simple baseline estimator for time series problems.

**Parameters**

- **gap** (*int*) – Gap between prediction date and target date and must be a positive integer. If gap is 0, target date will be shifted ahead by 1 time period. Defaults to 1.
- **forecast\_horizon** (*int*) – Number of time steps the model is expected to predict.
- **random\_seed** (*int*) – Seed for the random number generator. Defaults to 0.

**Attributes**

<b>hyper-parameter_ranges</b>	{}
<b>is_multiseries</b>	False
<b>model_family</b>	ModelFamily.BASELINE
<b>modifies_features</b>	True
<b>modifies_target</b>	False
<b>name</b>	Time Series Baseline Estimator
<b>supported_problem_types</b>	[ ProblemTypes.TIME_SERIES_REGRESSION, ProblemTypes.TIME_SERIES_BINARY, ProblemTypes.TIME_SERIES_MULTICLASS,]
<b>training_only</b>	False

**Methods**



<code>clone</code>	Constructs a new component with the same parameters and random state.
<code>default_parameters</code>	Returns the default parameters for this component.
<code>describe</code>	Describe a component and its parameters.
<code>feature_importance</code>	Returns importance associated with each feature.
<code>fit</code>	Fits time series baseline estimator to data.
<code>get_prediction_intervals</code>	Find the prediction intervals using the fitted regressor.
<code>load</code>	Loads component at file path.
<code>needs_fitting</code>	Returns boolean determining if component needs fitting before calling predict, predict_proba, transform, or feature_importances.
<code>parameters</code>	Returns the parameters which were used to initialize the component.
<code>predict</code>	Make predictions using fitted time series baseline estimator.
<code>predict_proba</code>	Make prediction probabilities using fitted time series baseline estimator.
<code>save</code>	Saves component at file path.
<code>update_parameters</code>	Updates the parameter dictionary of the component.

**clone(self)**

Constructs a new component with the same parameters and random state.

**Returns** A new instance of this component with identical parameters and random state.

**default\_parameters(cls)**

Returns the default parameters for this component.

Our convention is that `Component.default_parameters == Component().parameters`.

**Returns** Default parameters for this component.

**Return type** dict

**describe(self, print\_name=False, return\_dict=False)**

Describe a component and its parameters.

**Parameters**

- **print\_name** (*bool*, *optional*) – whether to print name of component
- **return\_dict** (*bool*, *optional*) – whether to return description as dictionary in the format {"name": name, "parameters": parameters}

**Returns** Returns dictionary if return\_dict is True, else None.

**Return type** None or dict

**property feature\_importance(self)**

Returns importance associated with each feature.

Since baseline estimators do not use input features to calculate predictions, returns an array of zeroes.

**Returns** An array of zeroes.

**Return type** np.ndarray (float)

**fit**(*self*, *X*, *y=None*)

Fits time series baseline estimator to data.

**Parameters**

- **X** (*pd.DataFrame*) – The input training data of shape [n\_samples, n\_features].
- **y** (*pd.Series*) – The target training data of length [n\_samples].

**Returns** *self*

**Raises** **ValueError** – If input y is None.

**get\_prediction\_intervals**(*self*, *X*: *pandas.DataFrame*, *y*: *Optional[pandas.Series] = None*, *coverage*: *List[float] = None*, *predictions*: *pandas.Series = None*) → Dict[str, *pandas.Series*]

Find the prediction intervals using the fitted regressor.

This function takes the predictions of the fitted estimator and calculates the rolling standard deviation across all predictions using a window size of 5. The lower and upper predictions are determined by taking the percent point (quantile) function of the lower tail probability at each bound multiplied by the rolling standard deviation.

**Parameters**

- **X** (*pd.DataFrame*) – Data of shape [n\_samples, n\_features].
- **y** (*pd.Series*) – Target data. Ignored.
- **coverage** (*list[float]*) – A list of floats between the values 0 and 1 that the upper and lower bounds of the prediction interval should be calculated for.
- **predictions** (*pd.Series*) – Optional list of predictions to use. If None, will generate predictions using X.

**Returns** Prediction intervals, keys are in the format {coverage}\_lower or {coverage}\_upper.

**Return type** dict

**Raises** **MethodPropertyNotFoundError** – If the estimator does not support Time Series Regression as a problem type.

**static load**(*file\_path*)

Loads component at file path.

**Parameters** **file\_path** (*str*) – Location to load file.

**Returns** ComponentBase object

**needs\_fitting**(*self*)

Returns boolean determining if component needs fitting before calling predict, predict\_proba, transform, or feature\_importances.

This can be overridden to False for components that do not need to be fit or whose fit methods do nothing.

**Returns** True.

**property parameters**(*self*)

Returns the parameters which were used to initialize the component.

**predict**(*self*, *X*)

Make predictions using fitted time series baseline estimator.

**Parameters** **X** (*pd.DataFrame*) – Data of shape [n\_samples, n\_features].

**Returns** Predicted values.

**Return type** `pd.Series`

**Raises** **ValueError** – If input `y` is `None`.

**predict\_proba**(*self*, *X*)

Make prediction probabilities using fitted time series baseline estimator.

**Parameters** *X* (`pd.DataFrame`) – Data of shape `[n_samples, n_features]`.

**Returns** Predicted probability values.

**Return type** `pd.DataFrame`

**Raises** **ValueError** – If input `y` is `None`.

**save**(*self*, *file\_path*, *pickle\_protocol=cloudpickle.DEFAULT\_PROTOCOL*)

Saves component at file path.

**Parameters**

- **file\_path** (*str*) – Location to save file.
- **pickle\_protocol** (*int*) – The pickle data stream format.

**update\_parameters**(*self*, *update\_dict*, *reset\_fit=True*)

Updates the parameter dictionary of the component.

**Parameters**

- **update\_dict** (*dict*) – A dict of parameters to update.
- **reset\_fit** (*bool*, *optional*) – If `True`, will set `_is_fitted` to `False`.

```
class evalml.pipelines.components.TimeSeriesFeaturizer(time_index=None, max_delay=2, gap=0,
                                                    forecast_horizon=1, conf_level=0.05,
                                                    rolling_window_size=0.25,
                                                    delay_features=True, delay_target=True,
                                                    random_seed=0, **kwargs)
```

Transformer that delays input features and target variable for time series problems.

This component uses an algorithm based on the autocorrelation values of the target variable to determine which lags to select from the set of all possible lags.

The algorithm is based on the idea that the local maxima of the autocorrelation function indicate the lags that have the most impact on the present time.

The algorithm computes the autocorrelation values and finds the local maxima, called “peaks”, that are significant at the given `conf_level`. Since lags in the range `[0, 10]` tend to be predictive but not local maxima, the union of the peaks is taken with the significant lags in the range `[0, 10]`. At the end, only selected lags in the range `[0, max_delay]` are used.

Parametrizing the algorithm by `conf_level` lets the `AutoMLAlgorithm` tune the set of lags chosen so that the chances of finding a good set of lags is higher.

Using `conf_level` value of 1 selects all possible lags.

**Parameters**

- **time\_index** (*str*) – Name of the column containing the datetime information used to order the data. Ignored.
- **max\_delay** (*int*) – Maximum number of time units to delay each feature. Defaults to 2.

- **forecast\_horizon** (*int*) – The number of time periods the pipeline is expected to forecast.
- **conf\_level** (*float*) – Float in range (0, 1] that determines the confidence interval size used to select which lags to compute from the set of [1, max\_delay]. A delay of 1 will always be computed. If 1, selects all possible lags in the set of [1, max\_delay], inclusive.
- **rolling\_window\_size** (*float*) – Float in range (0, 1] that determines the size of the window used for rolling features. Size is computed as rolling\_window\_size \* max\_delay.
- **delay\_features** (*bool*) – Whether to delay the input features. Defaults to True.
- **delay\_target** (*bool*) – Whether to delay the target. Defaults to True.
- **gap** (*int*) – The number of time units between when the features are collected and when the target is collected. For example, if you are predicting the next time step’s target, gap=1. This is only needed because when gap=0, we need to be sure to start the lagging of the target variable at 1. Defaults to 1.
- **random\_seed** (*int*) – Seed for the random number generator. This transformer performs the same regardless of the random seed provided.

### Attributes

<b>df_colname_prefix</b>	target_delay_{}
<b>hyper-parameter_ranges</b>	Real(0.001, 1.0), “rolling_window_size”: Real(0.001, 1.0)}:type: {“conf_level”
<b>is_multiseries</b>	False
<b>modifies_features</b>	True
<b>modifies_target</b>	False
<b>name</b>	Time Series Featurizer
<b>needs_fitting</b>	True
<b>target_colname_prefix</b>	target_delay_{}
<b>training_only</b>	False

### Methods

<i>clone</i>	Constructs a new component with the same parameters and random state.
<i>default_parameters</i>	Returns the default parameters for this component.
<i>describe</i>	Describe a component and its parameters.
<i>fit</i>	Fits the DelayFeatureTransformer.
<i>fit_transform</i>	Fit the component and transform the input data.
<i>load</i>	Loads component at file path.
<i>parameters</i>	Returns the parameters which were used to initialize the component.
<i>save</i>	Saves component at file path.
<i>transform</i>	Computes the delayed values and rolling means for X and y.
<i>update_parameters</i>	Updates the parameter dictionary of the component.

**clone(*self*)**

Constructs a new component with the same parameters and random state.

**Returns** A new instance of this component with identical parameters and random state.

**default\_parameters(*cls*)**

Returns the default parameters for this component.

Our convention is that `Component.default_parameters == Component().parameters`.

**Returns** Default parameters for this component.

**Return type** dict

**describe(*self*, *print\_name=False*, *return\_dict=False*)**

Describe a component and its parameters.

**Parameters**

- **print\_name** (*bool*, *optional*) – whether to print name of component
- **return\_dict** (*bool*, *optional*) – whether to return description as dictionary in the format {"name": name, "parameters": parameters}

**Returns** Returns dictionary if `return_dict` is `True`, else `None`.

**Return type** None or dict

**fit(*self*, *X*, *y=None*)**

Fits the DelayFeatureTransformer.

**Parameters**

- **X** (*pd.DataFrame* or *np.ndarray*) – The input training data of shape [n\_samples, n\_features]
- **y** (*pd.Series*, *optional*) – The target training data of length [n\_samples]

**Returns** self

**Raises** **ValueError** – if `self.time_index` is `None`

**fit\_transform(*self*, *X*, *y=None*)**

Fit the component and transform the input data.

**Parameters**

- **X** (*pd.DataFrame*) – Data to transform.
- **y** (*pd.Series*, or *None*) – Target.

**Returns** Transformed X.

**Return type** pd.DataFrame

**static load(*file\_path*)**

Loads component at file path.

**Parameters** **file\_path** (*str*) – Location to load file.

**Returns** ComponentBase object

**property parameters(*self*)**

Returns the parameters which were used to initialize the component.

**save**(*self*, *file\_path*, *pickle\_protocol*=*cloudpickle.DEFAULT\_PROTOCOL*)

Saves component at file path.

**Parameters**

- **file\_path** (*str*) – Location to save file.
- **pickle\_protocol** (*int*) – The pickle data stream format.

**transform**(*self*, *X*, *y*=*None*)

Computes the delayed values and rolling means for X and y.

The chosen delays are determined by the autocorrelation function of the target variable. See the class docstring for more information on how they are chosen. If y is None, all possible lags are chosen.

If y is not None, it will also compute the delayed values for the target variable.

The rolling means for all numeric features in X and y, if y is numeric, are also returned.

**Parameters**

- **X** (*pd.DataFrame* or *None*) – Data to transform. None is expected when only the target variable is being used.
- **y** (*pd.Series*, or *None*) – Target.

**Returns** Transformed X. No original features are returned.

**Return type** *pd.DataFrame*

**update\_parameters**(*self*, *update\_dict*, *reset\_fit*=*True*)

Updates the parameter dictionary of the component.

**Parameters**

- **update\_dict** (*dict*) – A dict of parameters to update.
- **reset\_fit** (*bool*, *optional*) – If True, will set *\_is\_fitted* to False.

```
class evalml.pipelines.components.TimeSeriesImputer(categorical_impute_strategy='forwards_fill',  
                                                    numeric_impute_strategy='interpolate',  
                                                    target_impute_strategy='forwards_fill',  
                                                    random_seed=0, **kwargs)
```

Imputes missing data according to a specified timeseries-specific imputation strategy.

This Transformer should be used after the *TimeSeriesRegularizer* in order to impute the missing values that were added to X and y (if passed).

**Parameters**

- **categorical\_impute\_strategy** (*string*) – Impute strategy to use for string, object, boolean, categorical dtypes. Valid values include “backwards\_fill” and “forwards\_fill”. Defaults to “forwards\_fill”.
- **numeric\_impute\_strategy** (*string*) – Impute strategy to use for numeric columns. Valid values include “backwards\_fill”, “forwards\_fill”, and “interpolate”. Defaults to “interpolate”.
- **target\_impute\_strategy** (*string*) – Impute strategy to use for the target column. Valid values include “backwards\_fill”, “forwards\_fill”, and “interpolate”. Defaults to “forwards\_fill”.
- **random\_seed** (*int*) – Seed for the random number generator. Defaults to 0.

**Raises `ValueError`** – If `categorical_impute_strategy`, `numeric_impute_strategy`, or `target_impute_strategy` is not one of the valid values.

#### Attributes

<b>hyper-parameter_ranges</b>	{ “categorical_impute_strategy”: [“backwards_fill”, “forwards_fill”], “numeric_impute_strategy”: [“backwards_fill”, “forwards_fill”, “interpolate”], “target_impute_strategy”: [“backwards_fill”, “forwards_fill”, “interpolate”], }
<b>is_multiseries</b>	False
<b>modifies_features</b>	True
<b>modifies_target</b>	True
<b>name</b>	Time Series Imputer
<b>training_only</b>	True

#### Methods

<i>clone</i>	Constructs a new component with the same parameters and random state.
<i>default_parameters</i>	Returns the default parameters for this component.
<i>describe</i>	Describe a component and its parameters.
<i>fit</i>	Fits imputer to data.
<i>fit_transform</i>	Fits on X and transforms X.
<i>load</i>	Loads component at file path.
<i>needs_fitting</i>	Returns boolean determining if component needs fitting before calling predict, predict_proba, transform, or feature_importances.
<i>parameters</i>	Returns the parameters which were used to initialize the component.
<i>save</i>	Saves component at file path.
<i>transform</i>	Transforms data X by imputing missing values using specified timeseries-specific strategies. 'None' values are converted to np.nan before imputation and are treated as the same.
<i>update_parameters</i>	Updates the parameter dictionary of the component.

#### **clone**(*self*)

Constructs a new component with the same parameters and random state.

**Returns** A new instance of this component with identical parameters and random state.

#### **default\_parameters**(*cls*)

Returns the default parameters for this component.

Our convention is that `Component.default_parameters == Component().parameters`.

**Returns** Default parameters for this component.

**Return type** dict

#### **describe**(*self*, *print\_name=False*, *return\_dict=False*)

Describe a component and its parameters.

**Parameters**

- **print\_name** (*bool, optional*) – whether to print name of component
- **return\_dict** (*bool, optional*) – whether to return description as dictionary in the format {"name": name, "parameters": parameters}

**Returns** Returns dictionary if return\_dict is True, else None.

**Return type** None or dict

**fit**(*self, X, y=None*)

Fits imputer to data.

'None' values are converted to np.nan before imputation and are treated as the same. If a value is missing at the beginning or end of a column, that value will be imputed using backwards fill or forwards fill as necessary, respectively.

**Parameters**

- **X** (*pd.DataFrame, np.ndarray*) – The input training data of shape [n\_samples, n\_features]
- **y** (*pd.Series, optional*) – The target training data of length [n\_samples]

**Returns** self

**fit\_transform**(*self, X, y=None*)

Fits on X and transforms X.

**Parameters**

- **X** (*pd.DataFrame*) – Data to fit and transform.
- **y** (*pd.Series*) – Target data.

**Returns** Transformed X.

**Return type** pd.DataFrame

**Raises** **MethodPropertyNotFoundError** – If transformer does not have a transform method or a component\_obj that implements transform.

**static load**(*file\_path*)

Loads component at file path.

**Parameters** **file\_path** (*str*) – Location to load file.

**Returns** ComponentBase object

**needs\_fitting**(*self*)

Returns boolean determining if component needs fitting before calling predict, predict\_proba, transform, or feature\_importances.

This can be overridden to False for components that do not need to be fit or whose fit methods do nothing.

**Returns** True.

**property parameters**(*self*)

Returns the parameters which were used to initialize the component.

**save**(*self, file\_path, pickle\_protocol=cloudpickle.DEFAULT\_PROTOCOL*)

Saves component at file path.

**Parameters**

- **file\_path** (*str*) – Location to save file.



- **pickle\_protocol** (*int*) – The pickle data stream format.

**transform**(*self*, *X*, *y=None*)

Transforms data *X* by imputing missing values using specified timeseries-specific strategies. 'None' values are converted to np.nan before imputation and are treated as the same.

#### Parameters

- **X** (*pd.DataFrame*) – Data to transform.
- **y** (*pd.Series*, *optional*) – Optionally, target data to transform.

**Returns** Transformed *X* and *y*

**Return type** *pd.DataFrame*

**update\_parameters**(*self*, *update\_dict*, *reset\_fit=True*)

Updates the parameter dictionary of the component.

#### Parameters

- **update\_dict** (*dict*) – A dict of parameters to update.
- **reset\_fit** (*bool*, *optional*) – If True, will set *\_is\_fitted* to False.

```
class evalml.pipelines.components.TimeSeriesRegularizer(time_index=None,
                                                         frequency_payload=None,
                                                         window_length=4, threshold=0.4,
                                                         random_seed=0, **kwargs)
```

Transformer that regularizes an inconsistently spaced datetime column.

If *X* is passed in to fit/transform, the column *time\_index* will be checked for an inferrable offset frequency. If the *time\_index* column is perfectly inferrable then this Transformer will do nothing and return the original *X* and *y*.

If *X* does not have a perfectly inferrable frequency but one can be estimated, then *X* and *y* will be reformatted based on the estimated frequency for *time\_index*. In the original *X* and *y* passed: - Missing datetime values will be added and will have their corresponding columns in *X* and *y* set to None. - Duplicate datetime values will be dropped. - Extra datetime values will be dropped. - If it can be determined that a duplicate or extra value is misaligned, then it will be repositioned to take the place of a missing value.

This Transformer should be used before the *TimeSeriesImputer* in order to impute the missing values that were added to *X* and *y* (if passed).

#### Parameters

- **time\_index** (*string*) – Name of the column containing the datetime information used to order the data, required. Defaults to None.
- **frequency\_payload** (*tuple*) – Payload returned from Woodwork's *infer\_frequency* function where *debug* is True. Defaults to None.
- **window\_length** (*int*) – The size of the rolling window over which inference is conducted to determine the prevalence of uninferable frequencies.
- **5.** (*Lower values make this component more sensitive to recognizing numerous faulty datetime values. Defaults to*) –
- **threshold** (*float*) – The minimum percentage of windows that need to have been able to infer a frequency. Lower values make this component more
- **0.8.** (*sensitive to recognizing numerous faulty datetime values. Defaults to*) –

- **random\_seed** (*int*) – Seed for the random number generator. This transformer performs the same regardless of the random seed provided.
- **0**. (*Defaults to*) –

Raises **ValueError** – if the frequency\_payload parameter has not been passed a tuple

#### Attributes

<b>hyper-parameter_ranges</b>	{}
<b>is_multiseries</b>	False
<b>modifies_features</b>	True
<b>modifies_target</b>	True
<b>name</b>	Time Series Regularizer
<b>training_only</b>	True

#### Methods

<i>clone</i>	Constructs a new component with the same parameters and random state.
<i>default_parameters</i>	Returns the default parameters for this component.
<i>describe</i>	Describe a component and its parameters.
<i>fit</i>	Fits the TimeSeriesRegularizer.
<i>fit_transform</i>	Fits on X and transforms X.
<i>load</i>	Loads component at file path.
<i>needs_fitting</i>	Returns boolean determining if component needs fitting before calling predict, predict_proba, transform, or feature_importances.
<i>parameters</i>	Returns the parameters which were used to initialize the component.
<i>save</i>	Saves component at file path.
<i>transform</i>	Regularizes a dataframe and target data to an inferable offset frequency.
<i>update_parameters</i>	Updates the parameter dictionary of the component.

#### **clone**(*self*)

Constructs a new component with the same parameters and random state.

**Returns** A new instance of this component with identical parameters and random state.

#### **default\_parameters**(*cls*)

Returns the default parameters for this component.

Our convention is that `Component.default_parameters == Component().parameters`.

**Returns** Default parameters for this component.

**Return type** dict

#### **describe**(*self*, *print\_name=False*, *return\_dict=False*)

Describe a component and its parameters.

**Parameters**

- **print\_name** (*bool*, *optional*) – whether to print name of component
- **return\_dict** (*bool*, *optional*) – whether to return description as dictionary in the format {"name": name, "parameters": parameters}

**Returns** Returns dictionary if return\_dict is True, else None.

**Return type** None or dict

**fit**(*self*, *X*, *y=None*)

Fits the TimeSeriesRegularizer.

**Parameters**

- **X** (*pd.DataFrame*) – The input training data of shape [n\_samples, n\_features].
- **y** (*pd.Series*, *optional*) – The target training data of length [n\_samples].

**Returns** self

**Raises**

- **ValueError** – if self.time\_index is None, if X and y have different lengths, if *time\_index* in X does not have an offset frequency that can be estimated
- **TypeError** – if the *time\_index* column is not of type Datetime
- **KeyError** – if the *time\_index* column doesn't exist

**fit\_transform**(*self*, *X*, *y=None*)

Fits on X and transforms X.

**Parameters**

- **X** (*pd.DataFrame*) – Data to fit and transform.
- **y** (*pd.Series*) – Target data.

**Returns** Transformed X.

**Return type** pd.DataFrame

**Raises** **MethodPropertyNotFoundError** – If transformer does not have a transform method or a component\_obj that implements transform.

**static load**(*file\_path*)

Loads component at file path.

**Parameters** **file\_path** (*str*) – Location to load file.

**Returns** ComponentBase object

**needs\_fitting**(*self*)

Returns boolean determining if component needs fitting before calling predict, predict\_proba, transform, or feature\_importances.

This can be overridden to False for components that do not need to be fit or whose fit methods do nothing.

**Returns** True.

**property parameters**(*self*)

Returns the parameters which were used to initialize the component.

**save**(*self*, *file\_path*, *pickle\_protocol*=*cloudpickle.DEFAULT\_PROTOCOL*)

Saves component at file path.

**Parameters**

- **file\_path** (*str*) – Location to save file.
- **pickle\_protocol** (*int*) – The pickle data stream format.

**transform**(*self*, *X*, *y*=*None*)

Regularizes a dataframe and target data to an inferrable offset frequency.

A ‘clean’ X and y (if y was passed in) are created based on an inferrable offset frequency and matching datetime values with the original X and y are imputed into the clean X and y. Datetime values identified as misaligned are shifted into their appropriate position.

**Parameters**

- **X** (*pd.DataFrame*) – The input training data of shape [n\_samples, n\_features].
- **y** (*pd.Series*, *optional*) – The target training data of length [n\_samples].

**Returns** Data with an inferrable *time\_index* offset frequency.

**Return type** (pd.DataFrame, pd.Series)

**update\_parameters**(*self*, *update\_dict*, *reset\_fit*=*True*)

Updates the parameter dictionary of the component.

**Parameters**

- **update\_dict** (*dict*) – A dict of parameters to update.
- **reset\_fit** (*bool*, *optional*) – If True, will set *\_is\_fitted* to False.

**class** evalml.pipelines.components.**Transformer**(*parameters*=*None*, *component\_obj*=*None*,  
*random\_seed*=0, *\*\*kwargs*)

A component that may or may not need fitting that transforms data. These components are used before an estimator.

To implement a new Transformer, define your own class which is a subclass of Transformer, including a name and a list of acceptable ranges for any parameters to be tuned during the automl search (hyperparameters). Define an *\_\_init\_\_* method which sets up any necessary state and objects. Make sure your *\_\_init\_\_* only uses standard keyword arguments and calls *super().\_\_init\_\_()* with a parameters dict. You may also override the *fit*, *transform*, *fit\_transform* and other methods in this class if appropriate.

To see some examples, check out the definitions of any Transformer component.

**Parameters**

- **parameters** (*dict*) – Dictionary of parameters for the component. Defaults to None.
- **component\_obj** (*obj*) – Third-party objects useful in component implementation. Defaults to None.
- **random\_seed** (*int*) – Seed for the random number generator. Defaults to 0.

**Attributes**

<b>is_multiseries</b>	False
<b>modifies_features</b>	True
<b>modifies_target</b>	False
<b>training_only</b>	False

## Methods

<i>clone</i>	Constructs a new component with the same parameters and random state.
<i>default_parameters</i>	Returns the default parameters for this component.
<i>describe</i>	Describe a component and its parameters.
<i>fit</i>	Fits component to data.
<i>fit_transform</i>	Fits on X and transforms X.
<i>load</i>	Loads component at file path.
<i>name</i>	Returns string name of this component.
<i>needs_fitting</i>	Returns boolean determining if component needs fitting before calling predict, predict_proba, transform, or feature_importances.
<i>parameters</i>	Returns the parameters which were used to initialize the component.
<i>save</i>	Saves component at file path.
<i>transform</i>	Transforms data X.
<i>update_parameters</i>	Updates the parameter dictionary of the component.

### **clone**(*self*)

Constructs a new component with the same parameters and random state.

**Returns** A new instance of this component with identical parameters and random state.

### **default\_parameters**(*cls*)

Returns the default parameters for this component.

Our convention is that `Component.default_parameters == Component().parameters`.

**Returns** Default parameters for this component.

**Return type** dict

### **describe**(*self*, *print\_name=False*, *return\_dict=False*)

Describe a component and its parameters.

#### **Parameters**

- **print\_name** (*bool*, *optional*) – whether to print name of component
- **return\_dict** (*bool*, *optional*) – whether to return description as dictionary in the format {"name": name, "parameters": parameters}

**Returns** Returns dictionary if `return_dict` is True, else None.

**Return type** None or dict

**fit**(*self*, *X*, *y=None*)

Fits component to data.

**Parameters**

- **X** (*pd.DataFrame*) – The input training data of shape [n\_samples, n\_features]
- **y** (*pd.Series*, *optional*) – The target training data of length [n\_samples]

**Returns** *self*

**Raises** **MethodPropertyNotFoundError** – If component does not have a fit method or a component\_obj that implements fit.

**fit\_transform**(*self*, *X*, *y=None*)

Fits on X and transforms X.

**Parameters**

- **X** (*pd.DataFrame*) – Data to fit and transform.
- **y** (*pd.Series*) – Target data.

**Returns** Transformed X.

**Return type** *pd.DataFrame*

**Raises** **MethodPropertyNotFoundError** – If transformer does not have a transform method or a component\_obj that implements transform.

**static load**(*file\_path*)

Loads component at file path.

**Parameters** **file\_path** (*str*) – Location to load file.

**Returns** ComponentBase object

**property name**(*cls*)

Returns string name of this component.

**needs\_fitting**(*self*)

Returns boolean determining if component needs fitting before calling predict, predict\_proba, transform, or feature\_importances.

This can be overridden to False for components that do not need to be fit or whose fit methods do nothing.

**Returns** True.

**property parameters**(*self*)

Returns the parameters which were used to initialize the component.

**save**(*self*, *file\_path*, *pickle\_protocol=cloudpickle.DEFAULT\_PROTOCOL*)

Saves component at file path.

**Parameters**

- **file\_path** (*str*) – Location to save file.
- **pickle\_protocol** (*int*) – The pickle data stream format.

**abstract transform**(*self*, *X*, *y=None*)

Transforms data X.

**Parameters**

- **X** (*pd.DataFrame*) – Data to transform.

- **y** (*pd.Series*, *optional*) – Target data.

**Returns** Transformed X

**Return type** *pd.DataFrame*

**Raises** **MethodPropertyNotFoundError** – If transformer does not have a transform method or a *component\_obj* that implements transform.

**update\_parameters**(*self*, *update\_dict*, *reset\_fit=True*)

Updates the parameter dictionary of the component.

**Parameters**

- **update\_dict** (*dict*) – A dict of parameters to update.
- **reset\_fit** (*bool*, *optional*) – If True, will set *\_is\_fitted* to False.

**class** *evalml.pipelines.components.Undersampler*(*sampling\_ratio=0.25*, *sampling\_ratio\_dict=None*, *min\_samples=100*, *min\_percentage=0.1*, *random\_seed=0*, *\*\*kwargs*)

Initializes an undersampling transformer to downsample the majority classes in the dataset.

This component is only run during training and not during predict.

**Parameters**

- **sampling\_ratio** (*float*) – The smallest minority:majority ratio that is accepted as ‘balanced’. For instance, a 1:4 ratio would be represented as 0.25, while a 1:1 ratio is 1.0. Must be between 0 and 1, inclusive. Defaults to 0.25.
- **sampling\_ratio\_dict** (*dict*) – A dictionary specifying the desired balanced ratio for each target value. For instance, in a binary case where class 1 is the minority, we could specify: *sampling\_ratio\_dict={0: 0.5, 1: 1}*, which means we would undersample class 0 to have twice the number of samples as class 1 (minority:majority ratio = 0.5), and don’t sample class 1. Overrides *sampling\_ratio* if provided. Defaults to None.
- **min\_samples** (*int*) – The minimum number of samples that we must have for any class, pre or post sampling. If a class must be downsampled, it will not be downsampled past this value. To determine severe imbalance, the minority class must occur less often than this and must have a class ratio below *min\_percentage*. Must be greater than 0. Defaults to 100.
- **min\_percentage** (*float*) – The minimum percentage of the minimum class to total dataset that we tolerate, as long as it is above *min\_samples*. If *min\_percentage* and *min\_samples* are not met, treat this as severely imbalanced, and we will not resample the data. Must be between 0 and 0.5, inclusive. Defaults to 0.1.
- **random\_seed** (*int*) – The seed to use for random sampling. Defaults to 0.

**Raises**

- **ValueError** – If *sampling\_ratio* is not in the range (0, 1].
- **ValueError** – If *min\_sample* is not greater than 0.
- **ValueError** – If *min\_percentage* is not between 0 and 0.5, inclusive.

**Attributes**

<b>hyper-parameter_ranges</b>	{}
<b>is_multiseries</b>	False
<b>modifies_features</b>	True
<b>modifies_target</b>	True
<b>name</b>	Undersampler
<b>training_only</b>	True

## Methods

<i>clone</i>	Constructs a new component with the same parameters and random state.
<i>default_parameters</i>	Returns the default parameters for this component.
<i>describe</i>	Describe a component and its parameters.
<i>fit</i>	Fits the sampler to the data.
<i>fit_resample</i>	Resampling technique for this sampler.
<i>fit_transform</i>	Fit and transform data using the sampler component.
<i>load</i>	Loads component at file path.
<i>needs_fitting</i>	Returns boolean determining if component needs fitting before calling predict, predict_proba, transform, or feature_importances.
<i>parameters</i>	Returns the parameters which were used to initialize the component.
<i>save</i>	Saves component at file path.
<i>transform</i>	Transforms the input data by sampling the data.
<i>update_parameters</i>	Updates the parameter dictionary of the component.

### **clone**(*self*)

Constructs a new component with the same parameters and random state.

**Returns** A new instance of this component with identical parameters and random state.

### **default\_parameters**(*cls*)

Returns the default parameters for this component.

Our convention is that `Component.default_parameters == Component().parameters`.

**Returns** Default parameters for this component.

**Return type** dict

### **describe**(*self*, *print\_name=False*, *return\_dict=False*)

Describe a component and its parameters.

#### **Parameters**

- **print\_name** (*bool*, *optional*) – whether to print name of component
- **return\_dict** (*bool*, *optional*) – whether to return description as dictionary in the format {"name": name, "parameters": parameters}

**Returns** Returns dictionary if `return_dict` is `True`, else `None`.



**Return type** None or dict

**fit**(*self*, *X*, *y*)

Fits the sampler to the data.

**Parameters**

- **X** (*pd.DataFrame*) – Input features.
- **y** (*pd.Series*) – Target.

**Returns** *self*

**Raises** **ValueError** – If *y* is None.

**fit\_resample**(*self*, *X*, *y*)

Resampling technique for this sampler.

**Parameters**

- **X** (*pd.DataFrame*) – Training data to fit and resample.
- **y** (*pd.Series*) – Training data targets to fit and resample.

**Returns** Indices to keep for training data.

**Return type** list

**fit\_transform**(*self*, *X*, *y*)

Fit and transform data using the sampler component.

**Parameters**

- **X** (*pd.DataFrame*) – The input training data of shape [*n\_samples*, *n\_features*].
- **y** (*pd.Series*, *optional*) – The target training data of length [*n\_samples*].

**Returns** Transformed data.

**Return type** (*pd.DataFrame*, *pd.Series*)

**static load**(*file\_path*)

Loads component at file path.

**Parameters** **file\_path** (*str*) – Location to load file.

**Returns** ComponentBase object

**needs\_fitting**(*self*)

Returns boolean determining if component needs fitting before calling predict, predict\_proba, transform, or feature\_importances.

This can be overridden to False for components that do not need to be fit or whose fit methods do nothing.

**Returns** True.

**property parameters**(*self*)

Returns the parameters which were used to initialize the component.

**save**(*self*, *file\_path*, *pickle\_protocol=cloudpickle.DEFAULT\_PROTOCOL*)

Saves component at file path.

**Parameters**

- **file\_path** (*str*) – Location to save file.
- **pickle\_protocol** (*int*) – The pickle data stream format.

**transform**(*self*, *X*, *y=None*)

Transforms the input data by sampling the data.

**Parameters**

- **X** (*pd.DataFrame*) – Training features.
- **y** (*pd.Series*) – Target.

**Returns** Transformed features and target.

**Return type** *pd.DataFrame*, *pd.Series*

**update\_parameters**(*self*, *update\_dict*, *reset\_fit=True*)

Updates the parameter dictionary of the component.

**Parameters**

- **update\_dict** (*dict*) – A dict of parameters to update.
- **reset\_fit** (*bool*, *optional*) – If True, will set *\_is\_fitted* to False.

**class** evalml.pipelines.components.**URLFeaturizer**(*random\_seed=0*, *\*\*kwargs*)

Transformer that can automatically extract features from URL.

**Parameters** **random\_seed** (*int*) – Seed for the random number generator. Defaults to 0.

**Attributes**

<b>hyper-parameter_ranges</b>	{}
<b>is_multiseries</b>	False
<b>modifies_features</b>	True
<b>modifies_target</b>	False
<b>name</b>	URL Featurizer
<b>training_only</b>	False

**Methods**

<i>clone</i>	Constructs a new component with the same parameters and random state.
<i>default_parameters</i>	Returns the default parameters for this component.
<i>describe</i>	Describe a component and its parameters.
<i>fit</i>	Fits component to data.
<i>fit_transform</i>	Fits on X and transforms X.
<i>load</i>	Loads component at file path.
<i>needs_fitting</i>	Returns boolean determining if component needs fitting before calling predict, predict_proba, transform, or feature_importances.
<i>parameters</i>	Returns the parameters which were used to initialize the component.
<i>save</i>	Saves component at file path.
<i>transform</i>	Transforms data X.
<i>update_parameters</i>	Updates the parameter dictionary of the component.

**clone(*self*)**

Constructs a new component with the same parameters and random state.

**Returns** A new instance of this component with identical parameters and random state.

**default\_parameters(*cls*)**

Returns the default parameters for this component.

Our convention is that `Component.default_parameters == Component().parameters`.

**Returns** Default parameters for this component.

**Return type** dict

**describe(*self*, *print\_name=False*, *return\_dict=False*)**

Describe a component and its parameters.

**Parameters**

- **print\_name** (*bool*, *optional*) – whether to print name of component
- **return\_dict** (*bool*, *optional*) – whether to return description as dictionary in the format {"name": name, "parameters": parameters}

**Returns** Returns dictionary if `return_dict` is `True`, else `None`.

**Return type** None or dict

**fit(*self*, *X*, *y=None*)**

Fits component to data.

**Parameters**

- **X** (*pd.DataFrame*) – The input training data of shape `[n_samples, n_features]`
- **y** (*pd.Series*, *optional*) – The target training data of length `[n_samples]`

**Returns** self

**Raises** **MethodPropertyNotFoundError** – If component does not have a fit method or a component\_obj that implements fit.

**fit\_transform(*self*, *X*, *y=None*)**

Fits on X and transforms X.

**Parameters**

- **X** (*pd.DataFrame*) – Data to fit and transform.
- **y** (*pd.Series*) – Target data.

**Returns** Transformed X.

**Return type** pd.DataFrame

**Raises** **MethodPropertyNotFoundError** – If transformer does not have a transform method or a component\_obj that implements transform.

**static load(*file\_path*)**

Loads component at file path.

**Parameters** **file\_path** (*str*) – Location to load file.

**Returns** ComponentBase object

**needs\_fitting**(*self*)

Returns boolean determining if component needs fitting before calling predict, predict\_proba, transform, or feature\_importances.

This can be overridden to False for components that do not need to be fit or whose fit methods do nothing.

**Returns** True.

**property parameters**(*self*)

Returns the parameters which were used to initialize the component.

**save**(*self*, *file\_path*, *pickle\_protocol*=cloudpickle.DEFAULT\_PROTOCOL)

Saves component at file path.

**Parameters**

- **file\_path** (*str*) – Location to save file.
- **pickle\_protocol** (*int*) – The pickle data stream format.

**transform**(*self*, *X*, *y*=None)

Transforms data X.

**Parameters**

- **X** (*pd.DataFrame*) – Data to transform.
- **y** (*pd.Series*, *optional*) – Target data.

**Returns** Transformed X

**Return type** pd.DataFrame

**Raises** **MethodPropertyNotFoundError** – If transformer does not have a transform method or a component\_obj that implements transform.

**update\_parameters**(*self*, *update\_dict*, *reset\_fit*=True)

Updates the parameter dictionary of the component.

**Parameters**

- **update\_dict** (*dict*) – A dict of parameters to update.
- **reset\_fit** (*bool*, *optional*) – If True, will set *\_is\_fitted* to False.

```
class evalml.pipelines.components.VARMAXRegressor(time_index: Optional[Hashable] = None, p: int = 1, q: int = 0, trend: Optional[str] = 'c',  
random_seed: Union[int, float] = 0, maxiter: int = 10, use_covariates: bool = True, **kwargs)
```

Vector Autoregressive Moving Average with eXogenous regressors model. The two parameters (p, q) are the AR order and the MA order. More information here: <https://www.statsmodels.org/stable/generated/statsmodels.tsa.statespace.varmax.VARMAX.html>.

Currently VARMAXRegressor isn't supported via conda install. It's recommended that it be installed via PyPI.

**Parameters**

- **time\_index** (*str*) – Specifies the name of the column in X that provides the datetime objects. Defaults to None.
- **p** (*int*) – Maximum Autoregressive order. Defaults to 1.
- **q** (*int*) – Maximum Moving Average order. Defaults to 0.

- **trend** (*str*) – Controls the deterministic trend. Options are ['n', 'c', 't', 'ct'] where 'c' is a constant term, 't' indicates a linear trend, and 'ct' is both. Can also be an iterable when defining a polynomial, such as [1, 1, 0, 1].
- **random\_seed** (*int*) – Seed for the random number generator. Defaults to 0.
- **max\_iter** (*int*) – Maximum number of iterations for solver. Defaults to 10.
- **use\_covariates** (*bool*) – If True, will pass exogenous variables in fit/predict methods. If False, forecasts will solely be based off of the datetimes and target values. Defaults to True.

#### Attributes

<b>hyper-parameter_ranges</b>	{ "p": Integer(1, 10), "q": Integer(1, 10), "trend": Categorical(['n', 'c', 't', 'ct']), }
<b>is_multiseries</b>	ModelFamily.VARMAX
<b>model_family</b>	None
<b>modifies_features</b>	True
<b>modifies_target</b>	False
<b>name</b>	VARMAX Regressor
<b>supported_problem_types</b>	[ProblemTypes.TIME_SERIES_REGRESSION]
<b>training_only</b>	False

#### Methods

<i>clone</i>	Constructs a new component with the same parameters and random state.
<i>default_parameters</i>	Returns the default parameters for this component.
<i>describe</i>	Describe a component and its parameters.
<i>feature_importance</i>	Returns array of 0's with a length of 1 as feature_importance is not defined for VARMAX regressor.
<i>fit</i>	Fits VARMAX regressor to data.
<i>get_prediction_intervals</i>	Find the prediction intervals using the fitted VARMAXRegressor.
<i>load</i>	Loads component at file path.
<i>needs_fitting</i>	Returns boolean determining if component needs fitting before calling predict, predict_proba, transform, or feature_importances.
<i>parameters</i>	Returns the parameters which were used to initialize the component.
<i>predict</i>	Make predictions using fitted VARMAX regressor.
<i>predict_proba</i>	Make probability estimates for labels.
<i>save</i>	Saves component at file path.
<i>update_parameters</i>	Updates the parameter dictionary of the component.

#### **clone**(*self*)

Constructs a new component with the same parameters and random state.

**Returns** A new instance of this component with identical parameters and random state.

**default\_parameters**(*cls*)

Returns the default parameters for this component.

Our convention is that `Component.default_parameters == Component().parameters`.

**Returns** Default parameters for this component.

**Return type** dict

**describe**(*self*, *print\_name=False*, *return\_dict=False*)

Describe a component and its parameters.

**Parameters**

- **print\_name** (*bool*, *optional*) – whether to print name of component
- **return\_dict** (*bool*, *optional*) – whether to return description as dictionary in the format {"name": name, "parameters": parameters}

**Returns** Returns dictionary if `return_dict` is `True`, else `None`.

**Return type** `None` or dict

**property feature\_importance**(*self*) → `numpy.ndarray`

Returns array of 0's with a length of 1 as `feature_importance` is not defined for VARMAX regressor.

**fit**(*self*, *X: pandas.DataFrame*, *y: Optional[pandas.DataFrame] = None*)

Fits VARMAX regressor to data.

**Parameters**

- **X** (*pd.DataFrame*) – The input training data of shape `[n_samples, n_features]`.
- **y** (*pd.DataFrame*) – The target training data of shape `[n_samples, n_series_id_values]`.

**Returns** `self`

**Raises** **ValueError** – If `y` was not passed in.

**abstract get\_prediction\_intervals**(*self*, *X: pandas.DataFrame*, *y: pandas.DataFrame = None*,  
*coverage: List[float] = None*, *predictions: pandas.Series = None*)  
→ Dict[str, pandas.Series]

Find the prediction intervals using the fitted VARMAXRegressor.

**Parameters**

- **X** (*pd.DataFrame*) – Data of shape `[n_samples, n_features]`.
- **y** (*pd.DataFrame*) – Target data of shape `[n_samples, n_series_id_values]`. Optional.
- **coverage** (*list[float]*) – A list of floats between the values 0 and 1 that the upper and lower bounds of the prediction interval should be calculated for.
- **predictions** (*pd.Series*) – Not used for VARMAX regressor.

**Returns** Prediction intervals, keys are in the format `{coverage}_lower` or `{coverage}_upper`.

**Return type** dict

**static load**(*file\_path*)

Loads component at file path.

**Parameters** **file\_path** (*str*) – Location to load file.

**Returns** ComponentBase object

**needs\_fitting(self)**

Returns boolean determining if component needs fitting before calling predict, predict\_proba, transform, or feature\_importances.

This can be overridden to False for components that do not need to be fit or whose fit methods do nothing.

**Returns** True.

**property parameters(self)**

Returns the parameters which were used to initialize the component.

**predict**(self, X: pandas.DataFrame, y: Optional[pandas.DataFrame] = None) → pandas.Series

Make predictions using fitted VARMAX regressor.

**Parameters**

- **X** (pd.DataFrame) – Data of shape [n\_samples, n\_features].
- **y** (pd.DataFrame) – Target data of shape [n\_samples, n\_series\_id\_values].

**Returns** Predicted values.

**Return type** pd.Series

**Raises ValueError** – If X was passed to *fit* but not passed in *predict*.

**predict\_proba**(self, X: pandas.DataFrame) → pandas.Series

Make probability estimates for labels.

**Parameters** **X** (pd.DataFrame) – Features.

**Returns** Probability estimates.

**Return type** pd.Series

**Raises MethodPropertyNotFoundError** – If estimator does not have a predict\_proba method or a component\_obj that implements predict\_proba.

**save**(self, file\_path, pickle\_protocol=cloudpickle.DEFAULT\_PROTOCOL)

Saves component at file path.

**Parameters**

- **file\_path** (str) – Location to save file.
- **pickle\_protocol** (int) – The pickle data stream format.

**update\_parameters**(self, update\_dict, reset\_fit=True)

Updates the parameter dictionary of the component.

**Parameters**

- **update\_dict** (dict) – A dict of parameters to update.
- **reset\_fit** (bool, optional) – If True, will set *\_is\_fitted* to False.

```
class evalml.pipelines.components.VowpalWabbitBinaryClassifier(loss_function='logistic',
                                                                learning_rate=0.5,
                                                                decay_learning_rate=1.0,
                                                                power_t=0.5, passes=1,
                                                                random_seed=0, **kwargs)
```

Vowpal Wabbit Binary Classifier.

**Parameters**

- **loss\_function** (*str*) – Specifies the loss function to use. One of {“squared”, “classic”, “hinge”, “logistic”, “quantile”}. Defaults to “logistic”.
- **learning\_rate** (*float*) – Boosting learning rate. Defaults to 0.5.
- **decay\_learning\_rate** (*float*) – Decay factor for learning\_rate. Defaults to 1.0.
- **power\_t** (*float*) – Power on learning rate decay. Defaults to 0.5.
- **passes** (*int*) – Number of training passes. Defaults to 1.
- **random\_seed** (*int*) – Seed for the random number generator. Defaults to 0.

#### Attributes

<b>hyper-parameter_ranges</b>	None
<b>is_multiseries</b>	False
<b>model_family</b>	ModelFamily.VOWPAL_WABBIT
<b>modifies_features</b>	True
<b>modifies_target</b>	False
<b>name</b>	Vowpal Wabbit Binary Classifier
<b>supported_problem_types</b>	[ ProblemTypes.BINARY, ProblemTypes.TIME_SERIES_BINARY,]
<b>training_only</b>	False

#### Methods

<i>clone</i>	Constructs a new component with the same parameters and random state.
<i>default_parameters</i>	Returns the default parameters for this component.
<i>describe</i>	Describe a component and its parameters.
<i>feature_importance</i>	Feature importance for Vowpal Wabbit classifiers. This is not implemented.
<i>fit</i>	Fits estimator to data.
<i>get_prediction_intervals</i>	Find the prediction intervals using the fitted regressor.
<i>load</i>	Loads component at file path.
<i>needs_fitting</i>	Returns boolean determining if component needs fitting before calling predict, predict_proba, transform, or feature_importances.
<i>parameters</i>	Returns the parameters which were used to initialize the component.
<i>predict</i>	Make predictions using selected features.
<i>predict_proba</i>	Make probability estimates for labels.
<i>save</i>	Saves component at file path.
<i>update_parameters</i>	Updates the parameter dictionary of the component.

#### **clone**(*self*)

Constructs a new component with the same parameters and random state.

**Returns** A new instance of this component with identical parameters and random state.



**default\_parameters(*cls*)**

Returns the default parameters for this component.

Our convention is that `Component.default_parameters == Component().parameters`.

**Returns** Default parameters for this component.

**Return type** dict

**describe(*self*, *print\_name=False*, *return\_dict=False*)**

Describe a component and its parameters.

**Parameters**

- **print\_name** (*bool*, *optional*) – whether to print name of component
- **return\_dict** (*bool*, *optional*) – whether to return description as dictionary in the format {"name": name, "parameters": parameters}

**Returns** Returns dictionary if `return_dict` is `True`, else `None`.

**Return type** `None` or dict

**property feature\_importance(*self*)**

Feature importance for Vowpal Wabbit classifiers. This is not implemented.

**fit(*self*, *X*: *pandas.DataFrame*, *y*: *Optional[pandas.Series]* = *None*)**

Fits estimator to data.

**Parameters**

- **X** (*pd.DataFrame*) – The input training data of shape `[n_samples, n_features]`.
- **y** (*pd.Series*, *optional*) – The target training data of length `[n_samples]`.

**Returns** *self*

**get\_prediction\_intervals(*self*, *X*: *pandas.DataFrame*, *y*: *Optional[pandas.Series]* = *None*, *coverage*: *List[float]* = *None*, *predictions*: *pandas.Series* = *None*) → Dict[str, *pandas.Series*]**

Find the prediction intervals using the fitted regressor.

This function takes the predictions of the fitted estimator and calculates the rolling standard deviation across all predictions using a window size of 5. The lower and upper predictions are determined by taking the percent point (quantile) function of the lower tail probability at each bound multiplied by the rolling standard deviation.

**Parameters**

- **X** (*pd.DataFrame*) – Data of shape `[n_samples, n_features]`.
- **y** (*pd.Series*) – Target data. Ignored.
- **coverage** (*list[float]*) – A list of floats between the values 0 and 1 that the upper and lower bounds of the prediction interval should be calculated for.
- **predictions** (*pd.Series*) – Optional list of predictions to use. If `None`, will generate predictions using *X*.

**Returns** Prediction intervals, keys are in the format `{coverage}_lower` or `{coverage}_upper`.

**Return type** dict

**Raises** **MethodPropertyNotFoundError** – If the estimator does not support Time Series Regression as a problem type.

**static load**(*file\_path*)

Loads component at file path.

**Parameters** **file\_path** (*str*) – Location to load file.

**Returns** ComponentBase object

**needs\_fitting**(*self*)

Returns boolean determining if component needs fitting before calling predict, predict\_proba, transform, or feature\_importances.

This can be overridden to False for components that do not need to be fit or whose fit methods do nothing.

**Returns** True.

**property parameters**(*self*)

Returns the parameters which were used to initialize the component.

**predict**(*self*, *X*: *pandas.DataFrame*) → *pandas.Series*

Make predictions using selected features.

**Parameters** **X** (*pd.DataFrame*) – Data of shape [n\_samples, n\_features].

**Returns** Predicted values.

**Return type** *pd.Series*

**Raises** **MethodPropertyNotFoundError** – If estimator does not have a predict method or a component\_obj that implements predict.

**predict\_proba**(*self*, *X*: *pandas.DataFrame*) → *pandas.Series*

Make probability estimates for labels.

**Parameters** **X** (*pd.DataFrame*) – Features.

**Returns** Probability estimates.

**Return type** *pd.Series*

**Raises** **MethodPropertyNotFoundError** – If estimator does not have a predict\_proba method or a component\_obj that implements predict\_proba.

**save**(*self*, *file\_path*, *pickle\_protocol*=*cloudpickle.DEFAULT\_PROTOCOL*)

Saves component at file path.

**Parameters**

- **file\_path** (*str*) – Location to save file.
- **pickle\_protocol** (*int*) – The pickle data stream format.

**update\_parameters**(*self*, *update\_dict*, *reset\_fit*=*True*)

Updates the parameter dictionary of the component.

**Parameters**

- **update\_dict** (*dict*) – A dict of parameters to update.
- **reset\_fit** (*bool*, *optional*) – If True, will set *\_is\_fitted* to False.

```
class evalml.pipelines.components.VowpalWabbitMulticlassClassifier(loss_function='logistic',
                                                                    learning_rate=0.5,
                                                                    decay_learning_rate=1.0,
                                                                    power_t=0.5, passes=1,
                                                                    random_seed=0, **kwargs)
```

Vowpal Wabbit Multiclass Classifier.

### Parameters

- **loss\_function** (*str*) – Specifies the loss function to use. One of {“squared”, “classic”, “hinge”, “logistic”, “quantile”}. Defaults to “logistic”.
- **learning\_rate** (*float*) – Boosting learning rate. Defaults to 0.5.
- **decay\_learning\_rate** (*float*) – Decay factor for learning\_rate. Defaults to 1.0.
- **power\_t** (*float*) – Power on learning rate decay. Defaults to 0.5.
- **random\_seed** (*int*) – Seed for the random number generator. Defaults to 0.

### Attributes

<b>hyper-parameter_ranges</b>	None
<b>is_multiseries</b>	False
<b>model_family</b>	ModelFamily.VOWPAL_WABBIT
<b>modifies_features</b>	True
<b>modifies_target</b>	False
<b>name</b>	Vowpal Wabbit Multiclass Classifier
<b>supported_problem_types</b>	[ ProblemTypes.MULTICLASS, ProblemTypes.TIME_SERIES_MULTICLASS,]
<b>training_only</b>	False

### Methods

<i>clone</i>	Constructs a new component with the same parameters and random state.
<i>default_parameters</i>	Returns the default parameters for this component.
<i>describe</i>	Describe a component and its parameters.
<i>feature_importance</i>	Feature importance for Vowpal Wabbit classifiers. This is not implemented.
<i>fit</i>	Fits estimator to data.
<i>get_prediction_intervals</i>	Find the prediction intervals using the fitted regressor.
<i>load</i>	Loads component at file path.
<i>needs_fitting</i>	Returns boolean determining if component needs fitting before calling predict, predict_proba, transform, or feature_importances.
<i>parameters</i>	Returns the parameters which were used to initialize the component.
<i>predict</i>	Make predictions using selected features.
<i>predict_proba</i>	Make probability estimates for labels.
<i>save</i>	Saves component at file path.
<i>update_parameters</i>	Updates the parameter dictionary of the component.

**clone**(*self*)

Constructs a new component with the same parameters and random state.

**Returns** A new instance of this component with identical parameters and random state.

**default\_parameters**(*cls*)

Returns the default parameters for this component.

Our convention is that `Component.default_parameters == Component().parameters`.

**Returns** Default parameters for this component.

**Return type** dict

**describe**(*self*, *print\_name=False*, *return\_dict=False*)

Describe a component and its parameters.

**Parameters**

- **print\_name** (*bool*, *optional*) – whether to print name of component
- **return\_dict** (*bool*, *optional*) – whether to return description as dictionary in the format {"name": name, "parameters": parameters}

**Returns** Returns dictionary if `return_dict` is `True`, else `None`.

**Return type** None or dict

**property feature\_importance**(*self*)

Feature importance for Vowpal Wabbit classifiers. This is not implemented.

**fit**(*self*, *X*: *pandas.DataFrame*, *y*: *Optional[pandas.Series] = None*)

Fits estimator to data.

**Parameters**

- **X** (*pd.DataFrame*) – The input training data of shape `[n_samples, n_features]`.
- **y** (*pd.Series*, *optional*) – The target training data of length `[n_samples]`.

**Returns** *self*

**get\_prediction\_intervals**(*self*, *X*: *pandas.DataFrame*, *y*: *Optional[pandas.Series] = None*, *coverage*: *List[float] = None*, *predictions*: *pandas.Series = None*) → Dict[str, *pandas.Series*]

Find the prediction intervals using the fitted regressor.

This function takes the predictions of the fitted estimator and calculates the rolling standard deviation across all predictions using a window size of 5. The lower and upper predictions are determined by taking the percent point (quantile) function of the lower tail probability at each bound multiplied by the rolling standard deviation.

**Parameters**

- **X** (*pd.DataFrame*) – Data of shape `[n_samples, n_features]`.
- **y** (*pd.Series*) – Target data. Ignored.
- **coverage** (*list[float]*) – A list of floats between the values 0 and 1 that the upper and lower bounds of the prediction interval should be calculated for.
- **predictions** (*pd.Series*) – Optional list of predictions to use. If `None`, will generate predictions using `X`.

**Returns** Prediction intervals, keys are in the format `{coverage}_lower` or `{coverage}_upper`.

**Return type** dict

**Raises** **MethodPropertyNotFoundError** – If the estimator does not support Time Series Regression as a problem type.

**static load**(*file\_path*)

Loads component at file path.

**Parameters** **file\_path** (*str*) – Location to load file.

**Returns** ComponentBase object

**needs\_fitting**(*self*)

Returns boolean determining if component needs fitting before calling predict, predict\_proba, transform, or feature\_importances.

This can be overridden to False for components that do not need to be fit or whose fit methods do nothing.

**Returns** True.

**property parameters**(*self*)

Returns the parameters which were used to initialize the component.

**predict**(*self*, *X*: *pandas.DataFrame*) → *pandas.Series*

Make predictions using selected features.

**Parameters** **X** (*pd.DataFrame*) – Data of shape [n\_samples, n\_features].

**Returns** Predicted values.

**Return type** *pd.Series*

**Raises** **MethodPropertyNotFoundError** – If estimator does not have a predict method or a component\_obj that implements predict.

**predict\_proba**(*self*, *X*: *pandas.DataFrame*) → *pandas.Series*

Make probability estimates for labels.

**Parameters** **X** (*pd.DataFrame*) – Features.

**Returns** Probability estimates.

**Return type** *pd.Series*

**Raises** **MethodPropertyNotFoundError** – If estimator does not have a predict\_proba method or a component\_obj that implements predict\_proba.

**save**(*self*, *file\_path*, *pickle\_protocol*=*cloudpickle.DEFAULT\_PROTOCOL*)

Saves component at file path.

**Parameters**

- **file\_path** (*str*) – Location to save file.
- **pickle\_protocol** (*int*) – The pickle data stream format.

**update\_parameters**(*self*, *update\_dict*, *reset\_fit*=*True*)

Updates the parameter dictionary of the component.

**Parameters**

- **update\_dict** (*dict*) – A dict of parameters to update.
- **reset\_fit** (*bool*, *optional*) – If True, will set *\_is\_fitted* to False.

```
class evalml.pipelines.components.VowpalWabbitRegressor(learning_rate=0.5,
                                                         decay_learning_rate=1.0, power_t=0.5,
                                                         passes=1, random_seed=0, **kwargs)
```

Vowpal Wabbit Regressor.

#### Parameters

- **learning\_rate** (*float*) – Boosting learning rate. Defaults to 0.5.
- **decay\_learning\_rate** (*float*) – Decay factor for learning\_rate. Defaults to 1.0.
- **power\_t** (*float*) – Power on learning rate decay. Defaults to 0.5.
- **passes** (*int*) – Number of training passes. Defaults to 1.
- **random\_seed** (*int*) – Seed for the random number generator. Defaults to 0.

#### Attributes

<b>hyper-parameter_ranges</b>	None
<b>is_multiseries</b>	False
<b>model_family</b>	ModelFamily.VOWPAL_WABBIT
<b>modifies_features</b>	True
<b>modifies_target</b>	False
<b>name</b>	Vowpal Wabbit Regressor
<b>supported_problem_types</b>	[ ProblemTypes.REGRESSION, ProblemTypes.TIME_SERIES_REGRESSION,]
<b>training_only</b>	False

#### Methods

<i>clone</i>	Constructs a new component with the same parameters and random state.
<i>default_parameters</i>	Returns the default parameters for this component.
<i>describe</i>	Describe a component and its parameters.
<i>feature_importance</i>	Feature importance for Vowpal Wabbit regressor.
<i>fit</i>	Fits estimator to data.
<i>get_prediction_intervals</i>	Find the prediction intervals using the fitted regressor.
<i>load</i>	Loads component at file path.
<i>needs_fitting</i>	Returns boolean determining if component needs fitting before calling predict, predict_proba, transform, or feature_importances.
<i>parameters</i>	Returns the parameters which were used to initialize the component.
<i>predict</i>	Make predictions using selected features.
<i>predict_proba</i>	Make probability estimates for labels.
<i>save</i>	Saves component at file path.
<i>update_parameters</i>	Updates the parameter dictionary of the component.

**clone**(*self*)

Constructs a new component with the same parameters and random state.

**Returns** A new instance of this component with identical parameters and random state.

**default\_parameters**(*cls*)

Returns the default parameters for this component.

Our convention is that `Component.default_parameters == Component().parameters`.

**Returns** Default parameters for this component.

**Return type** dict

**describe**(*self*, *print\_name=False*, *return\_dict=False*)

Describe a component and its parameters.

**Parameters**

- **print\_name** (*bool*, *optional*) – whether to print name of component
- **return\_dict** (*bool*, *optional*) – whether to return description as dictionary in the format {"name": name, "parameters": parameters}

**Returns** Returns dictionary if `return_dict` is `True`, else `None`.

**Return type** None or dict

**property feature\_importance**(*self*)

Feature importance for Vowpal Wabbit regressor.

**fit**(*self*, *X: pandas.DataFrame*, *y: Optional[pandas.Series] = None*)

Fits estimator to data.

**Parameters**

- **X** (*pd.DataFrame*) – The input training data of shape [n\_samples, n\_features].
- **y** (*pd.Series*, *optional*) – The target training data of length [n\_samples].

**Returns** self

**get\_prediction\_intervals**(*self*, *X: pandas.DataFrame*, *y: Optional[pandas.Series] = None*, *coverage: List[float] = None*, *predictions: pandas.Series = None*) → Dict[str, pandas.Series]

Find the prediction intervals using the fitted regressor.

This function takes the predictions of the fitted estimator and calculates the rolling standard deviation across all predictions using a window size of 5. The lower and upper predictions are determined by taking the percent point (quantile) function of the lower tail probability at each bound multiplied by the rolling standard deviation.

**Parameters**

- **X** (*pd.DataFrame*) – Data of shape [n\_samples, n\_features].
- **y** (*pd.Series*) – Target data. Ignored.
- **coverage** (*list[float]*) – A list of floats between the values 0 and 1 that the upper and lower bounds of the prediction interval should be calculated for.
- **predictions** (*pd.Series*) – Optional list of predictions to use. If `None`, will generate predictions using `X`.

**Returns** Prediction intervals, keys are in the format {coverage}\_lower or {coverage}\_upper.

**Return type** dict

**Raises** **MethodPropertyNotFoundError** – If the estimator does not support Time Series Regression as a problem type.

**static load**(*file\_path*)

Loads component at file path.

**Parameters** **file\_path** (*str*) – Location to load file.

**Returns** ComponentBase object

**needs\_fitting**(*self*)

Returns boolean determining if component needs fitting before calling predict, predict\_proba, transform, or feature\_importances.

This can be overridden to False for components that do not need to be fit or whose fit methods do nothing.

**Returns** True.

**property parameters**(*self*)

Returns the parameters which were used to initialize the component.

**predict**(*self*, *X*: *pandas.DataFrame*) → *pandas.Series*

Make predictions using selected features.

**Parameters** **X** (*pd.DataFrame*) – Data of shape [n\_samples, n\_features].

**Returns** Predicted values.

**Return type** *pd.Series*

**Raises** **MethodPropertyNotFoundError** – If estimator does not have a predict method or a component\_obj that implements predict.

**predict\_proba**(*self*, *X*: *pandas.DataFrame*) → *pandas.Series*

Make probability estimates for labels.

**Parameters** **X** (*pd.DataFrame*) – Features.

**Returns** Probability estimates.

**Return type** *pd.Series*

**Raises** **MethodPropertyNotFoundError** – If estimator does not have a predict\_proba method or a component\_obj that implements predict\_proba.

**save**(*self*, *file\_path*, *pickle\_protocol*=*cloudpickle.DEFAULT\_PROTOCOL*)

Saves component at file path.

**Parameters**

- **file\_path** (*str*) – Location to save file.
- **pickle\_protocol** (*int*) – The pickle data stream format.

**update\_parameters**(*self*, *update\_dict*, *reset\_fit*=*True*)

Updates the parameter dictionary of the component.

**Parameters**

- **update\_dict** (*dict*) – A dict of parameters to update.
- **reset\_fit** (*bool*, *optional*) – If True, will set *\_is\_fitted* to False.



```
class evalml.pipelines.components.XGBoostClassifier(eta=0.1, max_depth=6, min_child_weight=1,
                                                    n_estimators=100, random_seed=0,
                                                    eval_metric='logloss', n_jobs=12, **kwargs)
```

XGBoost Classifier.

#### Parameters

- **eta** (*float*) – Boosting learning rate. Defaults to 0.1.
- **max\_depth** (*int*) – Maximum tree depth for base learners. Defaults to 6.
- **min\_child\_weight** (*float*) – Minimum sum of instance weight (hessian) needed in a child. Defaults to 1.0
- **n\_estimators** (*int*) – Number of gradient boosted trees. Equivalent to number of boosting rounds. Defaults to 100.
- **random\_seed** (*int*) – Seed for the random number generator. Defaults to 0.
- **n\_jobs** (*int*) – Number of parallel threads used to run xgboost. Note that creating thread contention will significantly slow down the algorithm. Defaults to 12.

#### Attributes

<b>hyper-parameter_ranges</b>	{ "eta": Real(0.000001, 1), "max_depth": Integer(1, 10), "min_child_weight": Real(1, 10), "n_estimators": Integer(1, 1000), }
<b>is_multiseries</b>	False
<b>model_family</b>	ModelFamily.XGBOOST
<b>modifies_features</b>	True
<b>modifies_target</b>	False
<b>name</b>	XGBoost Classifier
<b>SEED_MAX</b>	None
<b>SEED_MIN</b>	None
<b>supported_problem_types</b>	[ ProblemTypes.BINARY, ProblemTypes.MULTICLASS, ProblemTypes.TIME_SERIES_BINARY, ProblemTypes.TIME_SERIES_MULTICLASS, ]
<b>training_only</b>	False

#### Methods

<code>clone</code>	Constructs a new component with the same parameters and random state.
<code>default_parameters</code>	Returns the default parameters for this component.
<code>describe</code>	Describe a component and its parameters.
<code>feature_importance</code>	Feature importance of fitted XGBoost classifier.
<code>fit</code>	Fits XGBoost classifier component to data.
<code>get_prediction_intervals</code>	Find the prediction intervals using the fitted regressor.
<code>load</code>	Loads component at file path.
<code>needs_fitting</code>	Returns boolean determining if component needs fitting before calling predict, predict_proba, transform, or feature_importances.
<code>parameters</code>	Returns the parameters which were used to initialize the component.
<code>predict</code>	Make predictions using the fitted XGBoost classifier.
<code>predict_proba</code>	Make predictions using the fitted CatBoost classifier.
<code>save</code>	Saves component at file path.
<code>update_parameters</code>	Updates the parameter dictionary of the component.

**clone**(*self*)

Constructs a new component with the same parameters and random state.

**Returns** A new instance of this component with identical parameters and random state.

**default\_parameters**(*cls*)

Returns the default parameters for this component.

Our convention is that `Component.default_parameters == Component().parameters`.

**Returns** Default parameters for this component.

**Return type** dict

**describe**(*self*, *print\_name=False*, *return\_dict=False*)

Describe a component and its parameters.

**Parameters**

- **print\_name** (*bool*, *optional*) – whether to print name of component
- **return\_dict** (*bool*, *optional*) – whether to return description as dictionary in the format {"name": name, "parameters": parameters}

**Returns** Returns dictionary if `return_dict` is `True`, else `None`.

**Return type** None or dict

**property feature\_importance**(*self*)

Feature importance of fitted XGBoost classifier.

**fit**(*self*, *X*, *y=None*)

Fits XGBoost classifier component to data.

**Parameters**

- **X** (*pd.DataFrame*) – The input training data of shape [n\_samples, n\_features].
- **y** (*pd.Series*) – The target training data of length [n\_samples].

**Returns** self

**get\_prediction\_intervals**(*self*, *X*: *pandas.DataFrame*, *y*: *Optional[pandas.Series] = None*, *coverage*: *List[float] = None*, *predictions*: *pandas.Series = None*) → *Dict[str, pandas.Series]*

Find the prediction intervals using the fitted regressor.

This function takes the predictions of the fitted estimator and calculates the rolling standard deviation across all predictions using a window size of 5. The lower and upper predictions are determined by taking the percent point (quantile) function of the lower tail probability at each bound multiplied by the rolling standard deviation.

#### Parameters

- **X** (*pd.DataFrame*) – Data of shape [n\_samples, n\_features].
- **y** (*pd.Series*) – Target data. Ignored.
- **coverage** (*list[float]*) – A list of floats between the values 0 and 1 that the upper and lower bounds of the prediction interval should be calculated for.
- **predictions** (*pd.Series*) – Optional list of predictions to use. If None, will generate predictions using X.

**Returns** Prediction intervals, keys are in the format {coverage}\_lower or {coverage}\_upper.

**Return type** dict

**Raises** **MethodPropertyNotFoundError** – If the estimator does not support Time Series Regression as a problem type.

**static load**(*file\_path*)

Loads component at file path.

**Parameters** **file\_path** (*str*) – Location to load file.

**Returns** ComponentBase object

**needs\_fitting**(*self*)

Returns boolean determining if component needs fitting before calling predict, predict\_proba, transform, or feature\_importances.

This can be overridden to False for components that do not need to be fit or whose fit methods do nothing.

**Returns** True.

**property parameters**(*self*)

Returns the parameters which were used to initialize the component.

**predict**(*self*, *X*)

Make predictions using the fitted XGBoost classifier.

**Parameters** **X** (*pd.DataFrame*) – Data of shape [n\_samples, n\_features].

**Returns** Predicted values.

**Return type** *pd.DataFrame*

**predict\_proba**(*self*, *X*)

Make predictions using the fitted CatBoost classifier.

**Parameters** **X** (*pd.DataFrame*) – Data of shape [n\_samples, n\_features].

**Returns** Predicted values.

**Return type** *pd.DataFrame*

**save**(*self*, *file\_path*, *pickle\_protocol*=cloudpickle.DEFAULT\_PROTOCOL)

Saves component at file path.

**Parameters**

- **file\_path** (*str*) – Location to save file.
- **pickle\_protocol** (*int*) – The pickle data stream format.

**update\_parameters**(*self*, *update\_dict*, *reset\_fit*=True)

Updates the parameter dictionary of the component.

**Parameters**

- **update\_dict** (*dict*) – A dict of parameters to update.
- **reset\_fit** (*bool*, *optional*) – If True, will set *\_is\_fitted* to False.

**class** evalml.pipelines.components.XGBoostRegressor(*eta*: float = 0.1, *max\_depth*: int = 6, *min\_child\_weight*: int = 1, *n\_estimators*: int = 100, *random\_seed*: Union[int, float] = 0, *n\_jobs*: int = 12, *\*\*kwargs*)

XGBoost Regressor.

**Parameters**

- **eta** (*float*) – Boosting learning rate. Defaults to 0.1.
- **max\_depth** (*int*) – Maximum tree depth for base learners. Defaults to 6.
- **min\_child\_weight** (*float*) – Minimum sum of instance weight (hessian) needed in a child. Defaults to 1.0
- **n\_estimators** (*int*) – Number of gradient boosted trees. Equivalent to number of boosting rounds. Defaults to 100.
- **random\_seed** (*int*) – Seed for the random number generator. Defaults to 0.
- **n\_jobs** (*int*) – Number of parallel threads used to run xgboost. Note that creating thread contention will significantly slow down the algorithm. Defaults to 12.

**Attributes**

<b>hyper-parameter_ranges</b>	{ "eta": Real(0.000001, 1), "max_depth": Integer(1, 20), "min_child_weight": Real(1, 10), "n_estimators": Integer(1, 1000), }
<b>is_multiseries</b>	False
<b>model_family</b>	ModelFamily.XGBOOST
<b>modifies_features</b>	True
<b>modifies_target</b>	False
<b>name</b>	XGBoost Regressor
<b>SEED_MAX</b>	None
<b>SEED_MIN</b>	None
<b>supported_problem_types</b>	[ ProblemTypes.REGRESSION, ProblemTypes.TIME_SERIES_REGRESSION, ]
<b>training_only</b>	False

## Methods

<code>clone</code>	Constructs a new component with the same parameters and random state.
<code>default_parameters</code>	Returns the default parameters for this component.
<code>describe</code>	Describe a component and its parameters.
<code>feature_importance</code>	Feature importance of fitted XGBoost regressor.
<code>fit</code>	Fits XGBoost regressor component to data.
<code>get_prediction_intervals</code>	Find the prediction intervals using the fitted XGBoostRegressor.
<code>load</code>	Loads component at file path.
<code>needs_fitting</code>	Returns boolean determining if component needs fitting before calling predict, predict_proba, transform, or feature_importances.
<code>parameters</code>	Returns the parameters which were used to initialize the component.
<code>predict</code>	Make predictions using fitted XGBoost regressor.
<code>predict_proba</code>	Make probability estimates for labels.
<code>save</code>	Saves component at file path.
<code>update_parameters</code>	Updates the parameter dictionary of the component.

### `clone(self)`

Constructs a new component with the same parameters and random state.

**Returns** A new instance of this component with identical parameters and random state.

### `default_parameters(cls)`

Returns the default parameters for this component.

Our convention is that `Component.default_parameters == Component().parameters`.

**Returns** Default parameters for this component.

**Return type** dict

### `describe(self, print_name=False, return_dict=False)`

Describe a component and its parameters.

#### Parameters

- **print\_name** (*bool, optional*) – whether to print name of component
- **return\_dict** (*bool, optional*) – whether to return description as dictionary in the format {"name": name, "parameters": parameters}

**Returns** Returns dictionary if return\_dict is True, else None.

**Return type** None or dict

### `property feature_importance(self) → pandas.Series`

Feature importance of fitted XGBoost regressor.

### `fit(self, X: pandas.DataFrame, y: Optional[pandas.Series] = None)`

Fits XGBoost regressor component to data.

#### Parameters

- **X** (*pd.DataFrame*) – The input training data of shape [n\_samples, n\_features].
- **y** (*pd.Series, optional*) – The target training data of length [n\_samples].

**Returns** self

**get\_prediction\_intervals**(*self*, *X*: *pandas.DataFrame*, *y*: *Optional[pandas.Series] = None*, *coverage*: *List[float] = None*, *predictions*: *pandas.Series = None*) → Dict[str, *pandas.Series*]

Find the prediction intervals using the fitted XGBoostRegressor.

**Parameters**

- **X** (*pd.DataFrame*) – Data of shape [n\_samples, n\_features].
- **y** (*pd.Series*) – Target data. Ignored.
- **coverage** (*List[float]*) – A list of floats between the values 0 and 1 that the upper and lower bounds of the prediction interval should be calculated for.
- **predictions** (*pd.Series*) – Optional list of predictions to use. If None, will generate predictions using X.

**Returns** Prediction intervals, keys are in the format {coverage}\_lower or {coverage}\_upper.

**Return type** dict

**static load**(*file\_path*)

Loads component at file path.

**Parameters** **file\_path** (*str*) – Location to load file.

**Returns** ComponentBase object

**needs\_fitting**(*self*)

Returns boolean determining if component needs fitting before calling predict, predict\_proba, transform, or feature\_importances.

This can be overridden to False for components that do not need to be fit or whose fit methods do nothing.

**Returns** True.

**property parameters**(*self*)

Returns the parameters which were used to initialize the component.

**predict**(*self*, *X*: *pandas.DataFrame*) → *pandas.Series*

Make predictions using fitted XGBoost regressor.

**Parameters** **X** (*pd.DataFrame*) – Data of shape [n\_samples, n\_features].

**Returns** Predicted values.

**Return type** *pd.Series*

**predict\_proba**(*self*, *X*: *pandas.DataFrame*) → *pandas.Series*

Make probability estimates for labels.

**Parameters** **X** (*pd.DataFrame*) – Features.

**Returns** Probability estimates.

**Return type** *pd.Series*

**Raises** **MethodPropertyNotFoundError** – If estimator does not have a predict\_proba method or a component\_obj that implements predict\_proba.

**save**(*self*, *file\_path*, *pickle\_protocol*=*cloudpickle.DEFAULT\_PROTOCOL*)

Saves component at file path.

#### Parameters

- **file\_path** (*str*) – Location to save file.
- **pickle\_protocol** (*int*) – The pickle data stream format.

**update\_parameters**(*self*, *update\_dict*, *reset\_fit*=*True*)

Updates the parameter dictionary of the component.

#### Parameters

- **update\_dict** (*dict*) – A dict of parameters to update.
- **reset\_fit** (*bool*, *optional*) – If True, will set *\_is\_fitted* to False.

## Submodules

### binary\_classification\_pipeline

Pipeline subclass for all binary classification pipelines.

## Module Contents

### Classes Summary

---

*BinaryClassificationPipeline*

Pipeline subclass for all binary classification pipelines.

---

## Contents

```
class evalml.pipelines.binary_classification_pipeline.BinaryClassificationPipeline(component_graph,
                                                                                   parameters=None,
                                                                                   custom_name=None,
                                                                                   random_seed=0)
```

Pipeline subclass for all binary classification pipelines.

#### Parameters

- **component\_graph** (*ComponentGraph*, *list*, *dict*) – ComponentGraph instance, list of components in order, or dictionary of components. Accepts strings or ComponentBase subclasses in the list. Note that when duplicate components are specified in a list, the duplicate component names will be modified with the component’s index in the list. For example, the component graph [Imputer, One Hot Encoder, Imputer, Logistic Regression Classifier] will have names [“Imputer”, “One Hot Encoder”, “Imputer\_2”, “Logistic Regression Classifier”]
- **parameters** (*dict*) – Dictionary with component names as keys and dictionary of that component’s parameters as values. An empty dictionary or None implies using all default values for component parameters. Defaults to None.

- **custom\_name** (*str*) – Custom name for the pipeline. Defaults to None.
- **random\_seed** (*int*) – Seed for the random number generator. Defaults to 0.

### Example

```
>>> pipeline = BinaryClassificationPipeline(component_graph=["Simple Imputer",
↳ "Logistic Regression Classifier"],
...                                       parameters={"Logistic Regression_
↳ Classifier": {"penalty": "elasticnet",
...                                       "solver": "liblinear"}}},
...                                       custom_name="My Binary Pipeline")
...
>>> assert pipeline.custom_name == "My Binary Pipeline"
>>> assert pipeline.component_graph.component_dict.keys() == {'Simple Imputer',
↳ 'Logistic Regression Classifier'}
```

The pipeline parameters will be chosen from the default parameters for every component, unless specific parameters were passed in as they were above.

```
>>> assert pipeline.parameters == {
...     'Simple Imputer': {'impute_strategy': 'most_frequent', 'fill_value': None},
...     'Logistic Regression Classifier': {'penalty': 'elasticnet',
...                                       'C': 1.0,
...                                       'n_jobs': -1,
...                                       'multi_class': 'auto',
...                                       'solver': 'liblinear'}}
```

### Attributes

<b>problem_type</b>	ProblemTypes.BINARY
---------------------	---------------------

### Methods



<i>can_tune_threshold_with_objective</i>	Determine whether the threshold of a binary classification pipeline can be tuned.
<i>classes_</i>	Gets the class names for the pipeline. Will return None before pipeline is fit.
<i>clone</i>	Constructs a new pipeline with the same components, parameters, and random seed.
<i>create_objectives</i>	Create objective instances from a list of strings or objective classes.
<i>custom_name</i>	Custom name of the pipeline.
<i>describe</i>	Outputs pipeline details including component parameters.
<i>feature_importance</i>	Importance associated with each feature. Features dropped by the feature selection are excluded.
<i>fit</i>	Build a classification model. For string and categorical targets, classes are sorted by sorted(set(y)) and then are mapped to values between 0 and n_classes-1.
<i>fit_transform</i>	Fit and transform all components in the component graph, if all components are Transformers.
<i>get_component</i>	Returns component by name.
<i>get_hyperparameter_ranges</i>	Returns hyperparameter ranges from all components as a dictionary.
<i>graph</i>	Generate an image representing the pipeline graph.
<i>graph_dict</i>	Generates a dictionary with nodes consisting of the component names and parameters, and edges detailing component relationships. This dictionary is JSON serializable in most cases.
<i>graph_feature_importance</i>	Generate a bar graph of the pipeline's feature importance.
<i>inverse_transform</i>	Apply component inverse_transform methods to estimator predictions in reverse order.
<i>load</i>	Loads pipeline at file path.
<i>model_family</i>	Returns model family of this pipeline.
<i>name</i>	Name of the pipeline.
<i>new</i>	Constructs a new instance of the pipeline with the same component graph but with a different set of parameters. Not to be confused with python's __new__ method.
<i>optimize_threshold</i>	Optimize the pipeline threshold given the objective to use. Only used for binary problems with objectives whose thresholds can be tuned.
<i>parameters</i>	Parameter dictionary for this pipeline.
<i>predict</i>	Make predictions using selected features.
<i>predict_proba</i>	Make probability estimates for labels. Assumes that the column at index 1 represents the positive label case.
<i>save</i>	Saves pipeline at file path.
<i>score</i>	Evaluate model performance on objectives.
<i>summary</i>	A short summary of the pipeline structure, describing the list of components used.
<i>threshold</i>	Threshold used to make a prediction. Defaults to None.
<i>transform</i>	Transform the input.
<i>transform_all_but_final</i>	Transforms the data by applying all pre-processing components.

**can\_tune\_threshold\_with\_objective**(*self*, *objective*)

Determine whether the threshold of a binary classification pipeline can be tuned.

**Parameters** **objective** (*ObjectiveBase*) – Primary AutoMLSearch objective.

**Returns** True if the pipeline threshold can be tuned.

**Return type** bool

**property classes\_**(*self*)

Gets the class names for the pipeline. Will return None before pipeline is fit.

**clone**(*self*)

Constructs a new pipeline with the same components, parameters, and random seed.

**Returns** A new instance of this pipeline with identical components, parameters, and random seed.

**static create\_objectives**(*objectives*)

Create objective instances from a list of strings or objective classes.

**property custom\_name**(*self*)

Custom name of the pipeline.

**describe**(*self*, *return\_dict=False*)

Outputs pipeline details including component parameters.

**Parameters** **return\_dict** (*bool*) – If True, return dictionary of information about pipeline. Defaults to False.

**Returns** Dictionary of all component parameters if return\_dict is True, else None.

**Return type** dict

**property feature\_importance**(*self*)

Importance associated with each feature. Features dropped by the feature selection are excluded.

**Returns** Feature names and their corresponding importance

**Return type** pd.DataFrame

**fit**(*self*, *X*, *y*)

Build a classification model. For string and categorical targets, classes are sorted by sorted(set(y)) and then are mapped to values between 0 and n\_classes-1.

**Parameters**

- **X** (*pd.DataFrame* or *np.ndarray*) – The input training data of shape [n\_samples, n\_features]
- **y** (*pd.Series*, *np.ndarray*) – The target training labels of length [n\_samples]

**Returns** self

**Raises**

- **ValueError** – If the number of unique classes in y are not appropriate for the type of pipeline.
- **TypeError** – If the dtype is boolean but pd.NA exists in the series.
- **Exception** – For all other exceptions.

**fit\_transform**(*self*, *X*, *y*)

Fit and transform all components in the component graph, if all components are Transformers.

**Parameters**

- **X** (*pd.DataFrame*) – Input features of shape [n\_samples, n\_features].
- **y** (*pd.Series*) – The target data of length [n\_samples].

**Returns** Transformed output.

**Return type** *pd.DataFrame*

**Raises** **ValueError** – If final component is an Estimator.

**get\_component**(*self*, *name*)

Returns component by name.

**Parameters** **name** (*str*) – Name of component.

**Returns** Component to return

**Return type** Component

**get\_hyperparameter\_ranges**(*self*, *custom\_hyperparameters*)

Returns hyperparameter ranges from all components as a dictionary.

**Parameters** **custom\_hyperparameters** (*dict*) – Custom hyperparameters for the pipeline.

**Returns** Dictionary of hyperparameter ranges for each component in the pipeline.

**Return type** *dict*

**graph**(*self*, *filepath=None*)

Generate an image representing the pipeline graph.

**Parameters** **filepath** (*str*, *optional*) – Path to where the graph should be saved. If set to None (as by default), the graph will not be saved.

**Returns** Graph object that can be directly displayed in Jupyter notebooks.

**Return type** *graphviz.Digraph*

**Raises**

- **RuntimeError** – If graphviz is not installed.
- **ValueError** – If path is not writeable.

**graph\_dict**(*self*)

Generates a dictionary with nodes consisting of the component names and parameters, and edges detailing component relationships. This dictionary is JSON serializable in most cases.

*x\_edges* specifies from which component feature data is being passed. *y\_edges* specifies from which component target data is being passed. This can be used to build graphs across a variety of visualization tools. Template: {"Nodes": {"component\_name": {"Name": class\_name, "Parameters": parameters\_attributes}, ...}, "x\_edges": [[from\_component\_name, to\_component\_name], [from\_component\_name, to\_component\_name], ...], "y\_edges": [[from\_component\_name, to\_component\_name], [from\_component\_name, to\_component\_name], ...]}

**Returns** A dictionary representing the DAG structure.

**Return type** *dag\_dict* (*dict*)

**graph\_feature\_importance**(*self*, *importance\_threshold=0*)

Generate a bar graph of the pipeline's feature importance.

**Parameters** **importance\_threshold** (*float*, *optional*) – If provided, graph features with a permutation importance whose absolute value is larger than *importance\_threshold*. Defaults to zero.

**Returns** A bar graph showing features and their corresponding importance.

**Return type** `plotly.Figure`

**Raises** **ValueError** – If importance threshold is not valid.

**inverse\_transform**(*self*, *y*)

Apply component `inverse_transform` methods to estimator predictions in reverse order.

Components that implement `inverse_transform` are `PolynomialDecomposer`, `LogTransformer`, `LabelEncoder` (tbd).

**Parameters** **y** (*pd.Series*) – Final component features.

**Returns** The inverse transform of the target.

**Return type** `pd.Series`

**static load**(*file\_path: Union[str, io.BytesIO]*)

Loads pipeline at file path.

**Parameters** **file\_path** (*str/BytesIO*) – load filepath or a `BytesIO` object.

**Returns** `PipelineBase` object

**property model\_family**(*self*)

Returns model family of this pipeline.

**property name**(*self*)

Name of the pipeline.

**new**(*self*, *parameters*, *random\_seed=0*)

Constructs a new instance of the pipeline with the same component graph but with a different set of parameters. Not to be confused with python's `__new__` method.

**Parameters**

- **parameters** (*dict*) – Dictionary with component names as keys and dictionary of that component's parameters as values. An empty dictionary or `None` implies using all default values for component parameters. Defaults to `None`.
- **random\_seed** (*int*) – Seed for the random number generator. Defaults to 0.

**Returns** A new instance of this pipeline with identical components.

**optimize\_threshold**(*self*, *X*, *y*, *y\_pred\_proba*, *objective*)

Optimize the pipeline threshold given the objective to use. Only used for binary problems with objectives whose thresholds can be tuned.

**Parameters**

- **X** (*pd.DataFrame*) – Input features.
- **y** (*pd.Series*) – Input target values.
- **y\_pred\_proba** (*pd.Series*) – The predicted probabilities of the target outputted by the pipeline.

- **objective** (*ObjectiveBase*) – The objective to threshold with. Must have a tunable threshold.

**Raises** **ValueError** – If objective is not optimizable.

**property** **parameters**(*self*)

Parameter dictionary for this pipeline.

**Returns** Dictionary of all component parameters.

**Return type** dict

**predict**(*self*, *X*, *objective=None*, *X\_train=None*, *y\_train=None*)

Make predictions using selected features.

Note: we cast y as ints first to address boolean values that may be returned from calculating predictions which we would not be able to otherwise transform if we originally had integer targets.

**Parameters**

- **X** (*pd.DataFrame*) – Data of shape [n\_samples, n\_features].
- **objective** (*Object or string*) – The objective to use to make predictions.
- **X\_train** (*pd.DataFrame*) – Training data. Ignored. Only used for time series.
- **y\_train** (*pd.Series*) – Training labels. Ignored. Only used for time series.

**Returns** Estimated labels.

**Return type** pd.Series

**predict\_proba**(*self*, *X*, *X\_train=None*, *y\_train=None*)

Make probability estimates for labels. Assumes that the column at index 1 represents the positive label case.

**Parameters**

- **X** (*pd.DataFrame or np.ndarray*) – Data of shape [n\_samples, n\_features]
- **X\_train** (*pd.DataFrame or np.ndarray or None*) – Training data. Ignored. Only used for time series.
- **y\_train** (*pd.Series or None*) – Training labels. Ignored. Only used for time series.

**Returns** Probability estimates

**Return type** pd.Series

**save**(*self*, *file\_path*, *pickle\_protocol=cloudpickle.DEFAULT\_PROTOCOL*)

Saves pipeline at file path.

**Parameters**

- **file\_path** (*str*) – Location to save file.
- **pickle\_protocol** (*int*) – The pickle data stream format.

**score**(*self*, *X*, *y*, *objectives*, *X\_train=None*, *y\_train=None*)

Evaluate model performance on objectives.

**Parameters**

- **X** (*pd.DataFrame*) – Data of shape [n\_samples, n\_features]
- **y** (*pd.Series*) – True labels of length [n\_samples]

- **objectives** (*list*) – List of objectives to score
- **X\_train** (*pd.DataFrame*) – Training data. Ignored. Only used for time series.
- **y\_train** (*pd.Series*) – Training labels. Ignored. Only used for time series.

**Returns** Ordered dictionary of objective scores.

**Return type** dict

**property summary**(*self*)

A short summary of the pipeline structure, describing the list of components used.

Example: Logistic Regression Classifier w/ Simple Imputer + One Hot Encoder

**Returns** A string describing the pipeline structure.

**property threshold**(*self*)

Threshold used to make a prediction. Defaults to None.

**transform**(*self*, *X*, *y=None*)

Transform the input.

**Parameters**

- **X** (*pd.DataFrame*, or *np.ndarray*) – Data of shape [n\_samples, n\_features].
- **y** (*pd.Series*) – The target data of length [n\_samples]. Defaults to None.

**Returns** Transformed output.

**Return type** pd.DataFrame

**transform\_all\_but\_final**(*self*, *X*, *y=None*, *X\_train=None*, *y\_train=None*)

Transforms the data by applying all pre-processing components.

**Parameters**

- **X** (*pd.DataFrame*) – Input data to the pipeline to transform.
- **y** (*pd.Series* or *None*) – Targets corresponding to X. Optional.
- **X\_train** (*pd.DataFrame* or *np.ndarray* or *None*) – Training data. Only used for time series.
- **y\_train** (*pd.Series* or *None*) – Training labels. Only used for time series.

**Returns** New transformed features.

**Return type** pd.DataFrame

## binary\_classification\_pipeline\_mixin

Binary classification pipeline mix-in class.

## Module Contents

### Classes Summary

---

<i>BinaryClassificationPipelineMixin</i>	Binary classification pipeline mix-in class.
--	--

---

### Contents

#### class

`evalml.pipelines.binary_classification_pipeline_mixin.BinaryClassificationPipelineMixin`

Binary classification pipeline mix-in class.

#### Methods

---

<i>optimize_threshold</i>	Optimize the pipeline threshold given the objective to use. Only used for binary problems with objectives whose thresholds can be tuned.
<i>threshold</i>	Threshold used to make a prediction. Defaults to None.

---

**optimize\_threshold**(*self*, *X*, *y*, *y\_pred\_proba*, *objective*)

Optimize the pipeline threshold given the objective to use. Only used for binary problems with objectives whose thresholds can be tuned.

#### Parameters

- **X** (*pd.DataFrame*) – Input features.
- **y** (*pd.Series*) – Input target values.
- **y\_pred\_proba** (*pd.Series*) – The predicted probabilities of the target outputted by the pipeline.
- **objective** (*ObjectiveBase*) – The objective to threshold with. Must have a tunable threshold.

**Raises** **ValueError** – If objective is not optimizable.

**property threshold**(*self*)

Threshold used to make a prediction. Defaults to None.

#### classification\_pipeline

Pipeline subclass for all classification pipelines.

## Module Contents

### Classes Summary

---

<i>ClassificationPipeline</i>
-------------------------------

Pipeline subclass for all classification pipelines.
---

---

### Contents

```
class evalml.pipelines.classification_pipeline.ClassificationPipeline(component_graph,  
                                                                    parameters=None,  
                                                                    custom_name=None,  
                                                                    random_seed=0)
```

Pipeline subclass for all classification pipelines.

#### Parameters

- **component\_graph** (*list or dict*) – List of components in order. Accepts strings or ComponentBase subclasses in the list. Note that when duplicate components are specified in a list, the duplicate component names will be modified with the component’s index in the list. For example, the component graph [Imputer, One Hot Encoder, Imputer, Logistic Regression Classifier] will have names [“Imputer”, “One Hot Encoder”, “Imputer\_2”, “Logistic Regression Classifier”]
- **parameters** (*dict*) – Dictionary with component names as keys and dictionary of that component’s parameters as values. An empty dictionary or None implies using all default values for component parameters. Defaults to None.
- **custom\_name** (*str*) – Custom name for the pipeline. Defaults to None.
- **random\_seed** (*int*) – Seed for the random number generator. Defaults to 0.

#### Attributes

<b>problem_type</b>	None
---------------------	------

#### Methods



<i>can_tune_threshold_with_objective</i>	Determine whether the threshold of a binary classification pipeline can be tuned.
<i>classes_</i>	Gets the class names for the pipeline. Will return None before pipeline is fit.
<i>clone</i>	Constructs a new pipeline with the same components, parameters, and random seed.
<i>create_objectives</i>	Create objective instances from a list of strings or objective classes.
<i>custom_name</i>	Custom name of the pipeline.
<i>describe</i>	Outputs pipeline details including component parameters.
<i>feature_importance</i>	Importance associated with each feature. Features dropped by the feature selection are excluded.
<i>fit</i>	Build a classification model. For string and categorical targets, classes are sorted by sorted(set(y)) and then are mapped to values between 0 and n_classes-1.
<i>fit_transform</i>	Fit and transform all components in the component graph, if all components are Transformers.
<i>get_component</i>	Returns component by name.
<i>get_hyperparameter_ranges</i>	Returns hyperparameter ranges from all components as a dictionary.
<i>graph</i>	Generate an image representing the pipeline graph.
<i>graph_dict</i>	Generates a dictionary with nodes consisting of the component names and parameters, and edges detailing component relationships. This dictionary is JSON serializable in most cases.
<i>graph_feature_importance</i>	Generate a bar graph of the pipeline's feature importance.
<i>inverse_transform</i>	Apply component inverse_transform methods to estimator predictions in reverse order.
<i>load</i>	Loads pipeline at file path.
<i>model_family</i>	Returns model family of this pipeline.
<i>name</i>	Name of the pipeline.
<i>new</i>	Constructs a new instance of the pipeline with the same component graph but with a different set of parameters. Not to be confused with python's __new__ method.
<i>parameters</i>	Parameter dictionary for this pipeline.
<i>predict</i>	Make predictions using selected features.
<i>predict_proba</i>	Make probability estimates for labels.
<i>save</i>	Saves pipeline at file path.
<i>score</i>	Evaluate model performance on objectives.
<i>summary</i>	A short summary of the pipeline structure, describing the list of components used.
<i>transform</i>	Transform the input.
<i>transform_all_but_final</i>	Transforms the data by applying all pre-processing components.

**can\_tune\_threshold\_with\_objective**(*self*, *objective*)

Determine whether the threshold of a binary classification pipeline can be tuned.

**Parameters** **objective** (*ObjectiveBase*) – Primary AutoMLSearch objective.

**Returns** True if the pipeline threshold can be tuned.

**Return type** bool

**property** **classes\_**(*self*)

Gets the class names for the pipeline. Will return None before pipeline is fit.

**clone**(*self*)

Constructs a new pipeline with the same components, parameters, and random seed.

**Returns** A new instance of this pipeline with identical components, parameters, and random seed.

**static** **create\_objectives**(*objectives*)

Create objective instances from a list of strings or objective classes.

**property** **custom\_name**(*self*)

Custom name of the pipeline.

**describe**(*self*, *return\_dict=False*)

Outputs pipeline details including component parameters.

**Parameters** **return\_dict** (*bool*) – If True, return dictionary of information about pipeline. Defaults to False.

**Returns** Dictionary of all component parameters if return\_dict is True, else None.

**Return type** dict

**property** **feature\_importance**(*self*)

Importance associated with each feature. Features dropped by the feature selection are excluded.

**Returns** Feature names and their corresponding importance

**Return type** pd.DataFrame

**fit**(*self*, *X*, *y*)

Build a classification model. For string and categorical targets, classes are sorted by sorted(set(y)) and then are mapped to values between 0 and n\_classes-1.

**Parameters**

- **X** (*pd.DataFrame* or *np.ndarray*) – The input training data of shape [n\_samples, n\_features]
- **y** (*pd.Series*, *np.ndarray*) – The target training labels of length [n\_samples]

**Returns** self

**Raises**

- **ValueError** – If the number of unique classes in y are not appropriate for the type of pipeline.
- **TypeError** – If the dtype is boolean but pd.NA exists in the series.
- **Exception** – For all other exceptions.

**fit\_transform**(*self*, *X*, *y*)

Fit and transform all components in the component graph, if all components are Transformers.

**Parameters**

- **X** (*pd.DataFrame*) – Input features of shape [n\_samples, n\_features].
- **y** (*pd.Series*) – The target data of length [n\_samples].

**Returns** Transformed output.

**Return type** *pd.DataFrame*

**Raises** **ValueError** – If final component is an Estimator.

**get\_component**(*self, name*)

Returns component by name.

**Parameters** **name** (*str*) – Name of component.

**Returns** Component to return

**Return type** Component

**get\_hyperparameter\_ranges**(*self, custom\_hyperparameters*)

Returns hyperparameter ranges from all components as a dictionary.

**Parameters** **custom\_hyperparameters** (*dict*) – Custom hyperparameters for the pipeline.

**Returns** Dictionary of hyperparameter ranges for each component in the pipeline.

**Return type** dict

**graph**(*self, filepath=None*)

Generate an image representing the pipeline graph.

**Parameters** **filepath** (*str, optional*) – Path to where the graph should be saved. If set to None (as by default), the graph will not be saved.

**Returns** Graph object that can be directly displayed in Jupyter notebooks.

**Return type** *graphviz.Digraph*

**Raises**

- **RuntimeError** – If graphviz is not installed.
- **ValueError** – If path is not writeable.

**graph\_dict**(*self*)

Generates a dictionary with nodes consisting of the component names and parameters, and edges detailing component relationships. This dictionary is JSON serializable in most cases.

*x\_edges* specifies from which component feature data is being passed. *y\_edges* specifies from which component target data is being passed. This can be used to build graphs across a variety of visualization tools. Template: {"Nodes": {"component\_name": {"Name": class\_name, "Parameters": parameters\_attributes}, ...}, "x\_edges": [[from\_component\_name, to\_component\_name], [from\_component\_name, to\_component\_name], ...], "y\_edges": [[from\_component\_name, to\_component\_name], [from\_component\_name, to\_component\_name], ...]}

**Returns** A dictionary representing the DAG structure.

**Return type** dag\_dict (dict)

**graph\_feature\_importance**(*self, importance\_threshold=0*)

Generate a bar graph of the pipeline's feature importance.

**Parameters** **importance\_threshold** (*float, optional*) – If provided, graph features with a permutation importance whose absolute value is larger than importance\_threshold. Defaults to zero.

**Returns** A bar graph showing features and their corresponding importance.

**Return type** `plotly.Figure`

**Raises** **ValueError** – If importance threshold is not valid.

**inverse\_transform**(*self*, *y*)

Apply component `inverse_transform` methods to estimator predictions in reverse order.

Components that implement `inverse_transform` are `PolynomialDecomposer`, `LogTransformer`, `LabelEncoder` (tbd).

**Parameters** *y* (`pd.Series`) – Final component features.

**Returns** The inverse transform of the target.

**Return type** `pd.Series`

**static load**(*file\_path*: `Union[str, io.BytesIO]`)

Loads pipeline at file path.

**Parameters** **file\_path** (`str/BytesIO`) – load filepath or a `BytesIO` object.

**Returns** `PipelineBase` object

**property model\_family**(*self*)

Returns model family of this pipeline.

**property name**(*self*)

Name of the pipeline.

**new**(*self*, *parameters*, *random\_seed*=0)

Constructs a new instance of the pipeline with the same component graph but with a different set of parameters. Not to be confused with python's `__new__` method.

**Parameters**

- **parameters** (`dict`) – Dictionary with component names as keys and dictionary of that component's parameters as values. An empty dictionary or `None` implies using all default values for component parameters. Defaults to `None`.
- **random\_seed** (`int`) – Seed for the random number generator. Defaults to 0.

**Returns** A new instance of this pipeline with identical components.

**property parameters**(*self*)

Parameter dictionary for this pipeline.

**Returns** Dictionary of all component parameters.

**Return type** `dict`

**predict**(*self*, *X*, *objective*=`None`, *X\_train*=`None`, *y\_train*=`None`)

Make predictions using selected features.

Note: we cast *y* as ints first to address boolean values that may be returned from calculating predictions which we would not be able to otherwise transform if we originally had integer targets.

**Parameters**

- **X** (`pd.DataFrame`) – Data of shape `[n_samples, n_features]`.
- **objective** (`Object or string`) – The objective to use to make predictions.
- **X\_train** (`pd.DataFrame`) – Training data. Ignored. Only used for time series.

- **y\_train** (*pd.Series*) – Training labels. Ignored. Only used for time series.

**Returns** Estimated labels.

**Return type** *pd.Series*

**predict\_proba**(*self*, *X*, *X\_train=None*, *y\_train=None*)

Make probability estimates for labels.

**Parameters**

- **X** (*pd.DataFrame* or *np.ndarray*) – Data of shape [n\_samples, n\_features]
- **X\_train** (*pd.DataFrame* or *np.ndarray* or *None*) – Training data. Ignored. Only used for time series.
- **y\_train** (*pd.Series* or *None*) – Training labels. Ignored. Only used for time series.

**Returns** Probability estimates

**Return type** *pd.DataFrame*

**Raises** **ValueError** – If final component is not an estimator.

**save**(*self*, *file\_path*, *pickle\_protocol=cloudpickle.DEFAULT\_PROTOCOL*)

Saves pipeline at file path.

**Parameters**

- **file\_path** (*str*) – Location to save file.
- **pickle\_protocol** (*int*) – The pickle data stream format.

**score**(*self*, *X*, *y*, *objectives*, *X\_train=None*, *y\_train=None*)

Evaluate model performance on objectives.

**Parameters**

- **X** (*pd.DataFrame*) – Data of shape [n\_samples, n\_features]
- **y** (*pd.Series*) – True labels of length [n\_samples]
- **objectives** (*list*) – List of objectives to score
- **X\_train** (*pd.DataFrame*) – Training data. Ignored. Only used for time series.
- **y\_train** (*pd.Series*) – Training labels. Ignored. Only used for time series.

**Returns** Ordered dictionary of objective scores.

**Return type** *dict*

**property summary**(*self*)

A short summary of the pipeline structure, describing the list of components used.

Example: Logistic Regression Classifier w/ Simple Imputer + One Hot Encoder

**Returns** A string describing the pipeline structure.

**transform**(*self*, *X*, *y=None*)

Transform the input.

**Parameters**

- **X** (*pd.DataFrame*, or *np.ndarray*) – Data of shape [n\_samples, n\_features].
- **y** (*pd.Series*) – The target data of length [n\_samples]. Defaults to None.

**Returns** Transformed output.

**Return type** `pd.DataFrame`

**transform\_all\_but\_final** (*self*, *X*, *y=None*, *X\_train=None*, *y\_train=None*)

Transforms the data by applying all pre-processing components.

**Parameters**

- **X** (*pd.DataFrame*) – Input data to the pipeline to transform.
- **y** (*pd.Series* or *None*) – Targets corresponding to X. Optional.
- **X\_train** (*pd.DataFrame* or *np.ndarray* or *None*) – Training data. Only used for time series.
- **y\_train** (*pd.Series* or *None*) – Training labels. Only used for time series.

**Returns** New transformed features.

**Return type** `pd.DataFrame`

## component\_graph

Component graph for a pipeline as a directed acyclic graph (DAG).

## Module Contents

### Classes Summary

---

<i>ComponentGraph</i>
-----------------------

Component graph for a pipeline as a directed acyclic graph (DAG).
---

---

### Attributes Summary

---

<i>logger</i>
---------------

---

## Contents

**class** `evalml.pipelines.component_graph.ComponentGraph` (*component\_dict=None*, *cached\_data=None*, *random\_seed=0*)

Component graph for a pipeline as a directed acyclic graph (DAG).

**Parameters**

- **component\_dict** (*dict*) – A dictionary which specifies the components and edges between components that should be used to create the component graph. Defaults to *None*.
- **cached\_data** (*dict*) – A dictionary of nested cached data. If the hashes and components are in this cache, we skip fitting for these components. Expected to be of format `{hash1: {component_name: trained_component, ... }, hash2: {...}, ... }`. Defaults to *None*.
- **random\_seed** (*int*) – Seed for the random number generator. Defaults to 0.

## Examples

```
>>> component_dict = {'Imputer': ['Imputer', 'X', 'y'],
...                   'Logistic Regression': ['Logistic Regression Classifier',
...                                           ↪ 'Imputer.x', 'y']}
>>> component_graph = ComponentGraph(component_dict)
>>> assert component_graph.compute_order == ['Imputer', 'Logistic Regression']
...
...
>>> component_dict = {'Imputer': ['Imputer', 'X', 'y'],
...                   'OHE': ['One Hot Encoder', 'Imputer.x', 'y'],
...                   'estimator_1': ['Random Forest Classifier', 'OHE.x', 'y'],
...                   'estimator_2': ['Decision Tree Classifier', 'OHE.x', 'y'],
...                   'final': ['Logistic Regression Classifier', 'estimator_1.x',
...                              ↪ 'estimator_2.x', 'y']}
>>> component_graph = ComponentGraph(component_dict)
```

The default parameters for every component in the component graph.

```
>>> assert component_graph.default_parameters == {
...     'Imputer': {'categorical_impute_strategy': 'most_frequent',
...                 'numeric_impute_strategy': 'mean',
...                 'boolean_impute_strategy': 'most_frequent',
...                 'categorical_fill_value': None,
...                 'numeric_fill_value': None,
...                 'boolean_fill_value': None},
...     'One Hot Encoder': {'top_n': 10,
...                         'features_to_encode': None,
...                         'categories': None,
...                         'drop': 'if_binary',
...                         'handle_unknown': 'ignore',
...                         'handle_missing': 'error'},
...     'Random Forest Classifier': {'n_estimators': 100,
...                                  'max_depth': 6,
...                                  'n_jobs': -1},
...     'Decision Tree Classifier': {'criterion': 'gini',
...                                  'max_features': 'sqrt',
...                                  'max_depth': 6,
...                                  'min_samples_split': 2,
...                                  'min_weight_fraction_leaf': 0.0},
...     'Logistic Regression Classifier': {'penalty': 'l2',
...                                        'C': 1.0,
...                                        'n_jobs': -1,
...                                        'multi_class': 'auto',
...                                        'solver': 'lbfgs'}}
```

## Methods

<code>compute_order</code>	The order that components will be computed or called in.
<code>default_parameters</code>	The default parameter dictionary for this pipeline.
<code>describe</code>	Outputs component graph details including component parameters.
<code>fit</code>	Fit each component in the graph.
<code>fit_and_transform_all_but_final</code>	Fit and transform all components save the final one, usually an estimator.
<code>fit_transform</code>	Fit and transform all components in the component graph, if all components are Transformers.
<code>generate_order</code>	Regenerated the topologically sorted order of the graph.
<code>get_component</code>	Retrieves a single component object from the graph.
<code>get_component_input_logical_types</code>	Get the logical types that are passed to the given component.
<code>get_estimators</code>	Gets a list of all the estimator components within this graph.
<code>get_inputs</code>	Retrieves all inputs for a given component.
<code>get_last_component</code>	Retrieves the component that is computed last in the graph, usually the final estimator.
<code>graph</code>	Generate an image representing the component graph.
<code>has_dfs</code>	Whether this component graph contains a DFSTransformer or not.
<code>instantiate</code>	Instantiates all uninstantiated components within the graph using the given parameters. An error will be raised if a component is already instantiated but the parameters dict contains arguments for that component.
<code>inverse_transform</code>	Apply component <code>inverse_transform</code> methods to estimator predictions in reverse order.
<code>last_component_input_logical_types</code>	Get the logical types that are passed to the last component in the pipeline.
<code>predict</code>	Make predictions using selected features.
<code>transform</code>	Transform the input using the component graph.
<code>transform_all_but_final</code>	Transform all components save the final one, and gathers the data from any number of parents to get all the information that should be fed to the final component.

**property** `compute_order(self)`

The order that components will be computed or called in.

**property** `default_parameters(self)`

The default parameter dictionary for this pipeline.

**Returns** Dictionary of all component default parameters.

**Return type** dict

**describe**(*self*, *return\_dict=False*)

Outputs component graph details including component parameters.

**Parameters** `return_dict` (*bool*) – If True, return dictionary of information about component



graph. Defaults to False.

**Returns** Dictionary of all component parameters if `return_dict` is True, else None

**Return type** dict

**Raises** **ValueError** – If the componentgraph is not instantiated

**fit**(*self*, *X*, *y*)

Fit each component in the graph.

**Parameters**

- **X** (*pd.DataFrame*) – The input training data of shape [n\_samples, n\_features].
- **y** (*pd.Series*) – The target training data of length [n\_samples].

**Returns** self

**fit\_and\_transform\_all\_but\_final**(*self*, *X*, *y*)

Fit and transform all components save the final one, usually an estimator.

**Parameters**

- **X** (*pd.DataFrame*) – The input training data of shape [n\_samples, n\_features].
- **y** (*pd.Series*) – The target training data of length [n\_samples].

**Returns** Transformed features and target.

**Return type** Tuple (pd.DataFrame, pd.Series)

**fit\_transform**(*self*, *X*, *y*)

Fit and transform all components in the component graph, if all components are Transformers.

**Parameters**

- **X** (*pd.DataFrame*) – Input features of shape [n\_samples, n\_features].
- **y** (*pd.Series*) – The target data of length [n\_samples].

**Returns** Transformed output.

**Return type** pd.DataFrame

**Raises** **ValueError** – If final component is an Estimator.

**classmethod generate\_order**(*cls*, *component\_dict*)

Regenerated the topologically sorted order of the graph.

**get\_component**(*self*, *component\_name*)

Retrieves a single component object from the graph.

**Parameters** **component\_name** (*str*) – Name of the component to retrieve

**Returns** ComponentBase object

**Raises** **ValueError** – If the component is not in the graph.

**get\_component\_input\_logical\_types**(*self*, *component\_name*)

Get the logical types that are passed to the given component.

**Parameters** **component\_name** (*str*) – Name of component in the graph

**Returns** Dict - Mapping feature name to logical type instance.

**Raises**

- **ValueError** – If the component is not in the graph.
- **ValueError** – If the component graph as not been fitted

**get\_estimators**(*self*)

Gets a list of all the estimator components within this graph.

**Returns** All estimator objects within the graph.

**Return type** list

**Raises** **ValueError** – If the component graph is not yet instantiated.

**get\_inputs**(*self*, *component\_name*)

Retrieves all inputs for a given component.

**Parameters** **component\_name** (*str*) – Name of the component to look up.

**Returns** List of inputs for the component to use.

**Return type** list[*str*]

**Raises** **ValueError** – If the component is not in the graph.

**get\_last\_component**(*self*)

Retrieves the component that is computed last in the graph, usually the final estimator.

**Returns** ComponentBase object

**Raises** **ValueError** – If the component graph has no edges.

**graph**(*self*, *name=None*, *graph\_format=None*)

Generate an image representing the component graph.

**Parameters**

- **name** (*str*) – Name of the graph. Defaults to None.
- **graph\_format** (*str*) – file format to save the graph in. Defaults to None.

**Returns** Graph object that can be directly displayed in Jupyter notebooks.

**Return type** graphviz.Digraph

**Raises** **RuntimeError** – If graphviz is not installed.

**property has\_dfs**(*self*)

Whether this component graph contains a DFSTransformer or not.

**instantiate**(*self*, *parameters=None*)

Instantiates all uninstantiated components within the graph using the given parameters. An error will be raised if a component is already instantiated but the parameters dict contains arguments for that component.

**Parameters** **parameters** (*dict*) – Dictionary with component names as keys and dictionary of that component's parameters as values. An empty dictionary {} or None implies using all default values for component parameters. If a component in the component graph is already instantiated, it will not use any of its parameters defined in this dictionary. Defaults to None.

**Returns** *self*

**Raises** **ValueError** – If component graph is already instantiated or if a component errored while instantiating.

**inverse\_transform**(*self*, *y*)

Apply component inverse\_transform methods to estimator predictions in reverse order.

Components that implement inverse\_transform are PolynomialDecomposer, LogTransformer, LabelEncoder (tbd).

**Parameters** *y* – (pd.Series): Final component features.

**Returns** The target with inverse transformation applied.

**Return type** pd.Series

**property last\_component\_input\_logical\_types**(*self*)

Get the logical types that are passed to the last component in the pipeline.

**Returns** Dict - Mapping feature name to logical type instance.

**Raises**

- **ValueError** – If the component is not in the graph.
- **ValueError** – If the component graph as not been fitted

**predict**(*self*, *X*)

Make predictions using selected features.

**Parameters** *X* (pd.DataFrame) – Input features of shape [n\_samples, n\_features].

**Returns** Predicted values.

**Return type** pd.Series

**Raises** **ValueError** – If final component is not an Estimator.

**transform**(*self*, *X*, *y=None*)

Transform the input using the component graph.

**Parameters**

- *X* (pd.DataFrame) – Input features of shape [n\_samples, n\_features].
- *y* (pd.Series) – The target data of length [n\_samples]. Defaults to None.

**Returns** Transformed output.

**Return type** pd.DataFrame

**Raises** **ValueError** – If final component is not a Transformer.

**transform\_all\_but\_final**(*self*, *X*, *y=None*)

Transform all components save the final one, and gathers the data from any number of parents to get all the information that should be fed to the final component.

**Parameters**

- *X* (pd.DataFrame) – Data of shape [n\_samples, n\_features].
- *y* (pd.Series) – The target training data of length [n\_samples]. Defaults to None.

**Returns** Transformed values.

**Return type** pd.DataFrame

evalml.pipelines.component\_graph.logger

## multiclass\_classification\_pipeline

Pipeline subclass for all multiclass classification pipelines.

### Module Contents

#### Classes Summary

<i>MulticlassClassificationPipeline</i>	Pipeline subclass for all multiclass classification pipelines.
---	--

### Contents

```
class evalml.pipelines.multiclass_classification_pipeline.MulticlassClassificationPipeline(component_graph,  
                                             parameters=None,  
                                             custom_name=None,  
                                             random_seed=0)
```

Pipeline subclass for all multiclass classification pipelines.

#### Parameters

- **component\_graph** (*ComponentGraph*, *list*, *dict*) – ComponentGraph instance, list of components in order, or dictionary of components. Accepts strings or ComponentBase subclasses in the list. Note that when duplicate components are specified in a list, the duplicate component names will be modified with the component’s index in the list. For example, the component graph [Imputer, One Hot Encoder, Imputer, Logistic Regression Classifier] will have names [“Imputer”, “One Hot Encoder”, “Imputer\_2”, “Logistic Regression Classifier”]
- **parameters** (*dict*) – Dictionary with component names as keys and dictionary of that component’s parameters as values. An empty dictionary or None implies using all default values for component parameters. Defaults to None.
- **custom\_name** (*str*) – Custom name for the pipeline. Defaults to None.
- **random\_seed** (*int*) – Seed for the random number generator. Defaults to 0.

## Example

```
>>> pipeline = MulticlassClassificationPipeline(component_graph=["Simple Imputer",
↳ "Logistic Regression Classifier"],
...                                           parameters={"Logistic Regression_
↳ Classifier": {"penalty": "elasticnet",
...
↳ "solver": "liblinear"}}},
...                                           custom_name="My Multiclass Pipeline
↳ ")
...
>>> assert pipeline.custom_name == "My Multiclass Pipeline"
>>> assert pipeline.component_graph.component_dict.keys() == {'Simple Imputer',
↳ 'Logistic Regression Classifier'}
```

The pipeline parameters will be chosen from the default parameters for every component, unless specific parameters were passed in as they were above.

```
>>> assert pipeline.parameters == {
...     'Simple Imputer': {'impute_strategy': 'most_frequent', 'fill_value': None},
...     'Logistic Regression Classifier': {'penalty': 'elasticnet',
...                                       'C': 1.0,
...                                       'n_jobs': -1,
...                                       'multi_class': 'auto',
...                                       'solver': 'liblinear'}}
```

## Attributes

<b>problem_type</b>	ProblemTypes.MULTICLASS
---------------------	-------------------------

## Methods

<code>can_tune_threshold_with_objective</code>	Determine whether the threshold of a binary classification pipeline can be tuned.
<code>classes_</code>	Gets the class names for the pipeline. Will return None before pipeline is fit.
<code>clone</code>	Constructs a new pipeline with the same components, parameters, and random seed.
<code>create_objectives</code>	Create objective instances from a list of strings or objective classes.
<code>custom_name</code>	Custom name of the pipeline.
<code>describe</code>	Outputs pipeline details including component parameters.
<code>feature_importance</code>	Importance associated with each feature. Features dropped by the feature selection are excluded.
<code>fit</code>	Build a classification model. For string and categorical targets, classes are sorted by sorted(set(y)) and then are mapped to values between 0 and n_classes-1.
<code>fit_transform</code>	Fit and transform all components in the component graph, if all components are Transformers.
<code>get_component</code>	Returns component by name.
<code>get_hyperparameter_ranges</code>	Returns hyperparameter ranges from all components as a dictionary.
<code>graph</code>	Generate an image representing the pipeline graph.
<code>graph_dict</code>	Generates a dictionary with nodes consisting of the component names and parameters, and edges detailing component relationships. This dictionary is JSON serializable in most cases.
<code>graph_feature_importance</code>	Generate a bar graph of the pipeline's feature importance.
<code>inverse_transform</code>	Apply component inverse_transform methods to estimator predictions in reverse order.
<code>load</code>	Loads pipeline at file path.
<code>model_family</code>	Returns model family of this pipeline.
<code>name</code>	Name of the pipeline.
<code>new</code>	Constructs a new instance of the pipeline with the same component graph but with a different set of parameters. Not to be confused with python's __new__ method.
<code>parameters</code>	Parameter dictionary for this pipeline.
<code>predict</code>	Make predictions using selected features.
<code>predict_proba</code>	Make probability estimates for labels.
<code>save</code>	Saves pipeline at file path.
<code>score</code>	Evaluate model performance on objectives.
<code>summary</code>	A short summary of the pipeline structure, describing the list of components used.
<code>transform</code>	Transform the input.
<code>transform_all_but_final</code>	Transforms the data by applying all pre-processing components.

**`can_tune_threshold_with_objective`**(*self*, *objective*)

Determine whether the threshold of a binary classification pipeline can be tuned.

**Parameters** **objective** (*ObjectiveBase*) – Primary AutoMLSearch objective.

**Returns** True if the pipeline threshold can be tuned.

**Return type** bool

**property** **classes\_**(*self*)

Gets the class names for the pipeline. Will return None before pipeline is fit.

**clone**(*self*)

Constructs a new pipeline with the same components, parameters, and random seed.

**Returns** A new instance of this pipeline with identical components, parameters, and random seed.

**static** **create\_objectives**(*objectives*)

Create objective instances from a list of strings or objective classes.

**property** **custom\_name**(*self*)

Custom name of the pipeline.

**describe**(*self*, *return\_dict=False*)

Outputs pipeline details including component parameters.

**Parameters** **return\_dict** (*bool*) – If True, return dictionary of information about pipeline. Defaults to False.

**Returns** Dictionary of all component parameters if return\_dict is True, else None.

**Return type** dict

**property** **feature\_importance**(*self*)

Importance associated with each feature. Features dropped by the feature selection are excluded.

**Returns** Feature names and their corresponding importance

**Return type** pd.DataFrame

**fit**(*self*, *X*, *y*)

Build a classification model. For string and categorical targets, classes are sorted by sorted(set(y)) and then are mapped to values between 0 and n\_classes-1.

**Parameters**

- **X** (*pd.DataFrame* or *np.ndarray*) – The input training data of shape [n\_samples, n\_features]
- **y** (*pd.Series*, *np.ndarray*) – The target training labels of length [n\_samples]

**Returns** self

**Raises**

- **ValueError** – If the number of unique classes in y are not appropriate for the type of pipeline.
- **TypeError** – If the dtype is boolean but pd.NA exists in the series.
- **Exception** – For all other exceptions.

**fit\_transform**(*self*, *X*, *y*)

Fit and transform all components in the component graph, if all components are Transformers.

**Parameters**

- **X** (*pd.DataFrame*) – Input features of shape [n\_samples, n\_features].
- **y** (*pd.Series*) – The target data of length [n\_samples].

**Returns** Transformed output.

**Return type** *pd.DataFrame*

**Raises** **ValueError** – If final component is an Estimator.

**get\_component**(*self, name*)

Returns component by name.

**Parameters** **name** (*str*) – Name of component.

**Returns** Component to return

**Return type** Component

**get\_hyperparameter\_ranges**(*self, custom\_hyperparameters*)

Returns hyperparameter ranges from all components as a dictionary.

**Parameters** **custom\_hyperparameters** (*dict*) – Custom hyperparameters for the pipeline.

**Returns** Dictionary of hyperparameter ranges for each component in the pipeline.

**Return type** dict

**graph**(*self, filepath=None*)

Generate an image representing the pipeline graph.

**Parameters** **filepath** (*str, optional*) – Path to where the graph should be saved. If set to None (as by default), the graph will not be saved.

**Returns** Graph object that can be directly displayed in Jupyter notebooks.

**Return type** *graphviz.Digraph*

**Raises**

- **RuntimeError** – If graphviz is not installed.
- **ValueError** – If path is not writeable.

**graph\_dict**(*self*)

Generates a dictionary with nodes consisting of the component names and parameters, and edges detailing component relationships. This dictionary is JSON serializable in most cases.

*x\_edges* specifies from which component feature data is being passed. *y\_edges* specifies from which component target data is being passed. This can be used to build graphs across a variety of visualization tools. Template: {"Nodes": {"component\_name": {"Name": class\_name, "Parameters": parameters\_attributes}, ...}, "x\_edges": [[from\_component\_name, to\_component\_name], [from\_component\_name, to\_component\_name], ...], "y\_edges": [[from\_component\_name, to\_component\_name], [from\_component\_name, to\_component\_name], ...]}

**Returns** A dictionary representing the DAG structure.

**Return type** dag\_dict (dict)

**graph\_feature\_importance**(*self, importance\_threshold=0*)

Generate a bar graph of the pipeline's feature importance.

**Parameters** **importance\_threshold** (*float, optional*) – If provided, graph features with a permutation importance whose absolute value is larger than importance\_threshold. Defaults to zero.



**Returns** A bar graph showing features and their corresponding importance.

**Return type** `plotly.Figure`

**Raises** **ValueError** – If importance threshold is not valid.

**inverse\_transform**(*self*, *y*)

Apply component `inverse_transform` methods to estimator predictions in reverse order.

Components that implement `inverse_transform` are `PolynomialDecomposer`, `LogTransformer`, `LabelEncoder` (tbd).

**Parameters** *y* (`pd.Series`) – Final component features.

**Returns** The inverse transform of the target.

**Return type** `pd.Series`

**static load**(*file\_path*: `Union[str, io.BytesIO]`)

Loads pipeline at file path.

**Parameters** **file\_path** (`str/BytesIO`) – load filepath or a `BytesIO` object.

**Returns** `PipelineBase` object

**property model\_family**(*self*)

Returns model family of this pipeline.

**property name**(*self*)

Name of the pipeline.

**new**(*self*, *parameters*, *random\_seed*=0)

Constructs a new instance of the pipeline with the same component graph but with a different set of parameters. Not to be confused with python's `__new__` method.

**Parameters**

- **parameters** (`dict`) – Dictionary with component names as keys and dictionary of that component's parameters as values. An empty dictionary or `None` implies using all default values for component parameters. Defaults to `None`.
- **random\_seed** (`int`) – Seed for the random number generator. Defaults to 0.

**Returns** A new instance of this pipeline with identical components.

**property parameters**(*self*)

Parameter dictionary for this pipeline.

**Returns** Dictionary of all component parameters.

**Return type** `dict`

**predict**(*self*, *X*, *objective*=`None`, *X\_train*=`None`, *y\_train*=`None`)

Make predictions using selected features.

Note: we cast *y* as ints first to address boolean values that may be returned from calculating predictions which we would not be able to otherwise transform if we originally had integer targets.

**Parameters**

- **X** (`pd.DataFrame`) – Data of shape `[n_samples, n_features]`.
- **objective** (`Object or string`) – The objective to use to make predictions.
- **X\_train** (`pd.DataFrame`) – Training data. Ignored. Only used for time series.

- **y\_train** (*pd.Series*) – Training labels. Ignored. Only used for time series.

**Returns** Estimated labels.

**Return type** *pd.Series*

**predict\_proba**(*self*, *X*, *X\_train=None*, *y\_train=None*)

Make probability estimates for labels.

**Parameters**

- **X** (*pd.DataFrame* or *np.ndarray*) – Data of shape [n\_samples, n\_features]
- **X\_train** (*pd.DataFrame* or *np.ndarray* or *None*) – Training data. Ignored. Only used for time series.
- **y\_train** (*pd.Series* or *None*) – Training labels. Ignored. Only used for time series.

**Returns** Probability estimates

**Return type** *pd.DataFrame*

**Raises ValueError** – If final component is not an estimator.

**save**(*self*, *file\_path*, *pickle\_protocol=cloudpickle.DEFAULT\_PROTOCOL*)

Saves pipeline at file path.

**Parameters**

- **file\_path** (*str*) – Location to save file.
- **pickle\_protocol** (*int*) – The pickle data stream format.

**score**(*self*, *X*, *y*, *objectives*, *X\_train=None*, *y\_train=None*)

Evaluate model performance on objectives.

**Parameters**

- **X** (*pd.DataFrame*) – Data of shape [n\_samples, n\_features]
- **y** (*pd.Series*) – True labels of length [n\_samples]
- **objectives** (*list*) – List of objectives to score
- **X\_train** (*pd.DataFrame*) – Training data. Ignored. Only used for time series.
- **y\_train** (*pd.Series*) – Training labels. Ignored. Only used for time series.

**Returns** Ordered dictionary of objective scores.

**Return type** *dict*

**property summary**(*self*)

A short summary of the pipeline structure, describing the list of components used.

Example: Logistic Regression Classifier w/ Simple Imputer + One Hot Encoder

**Returns** A string describing the pipeline structure.

**transform**(*self*, *X*, *y=None*)

Transform the input.

**Parameters**

- **X** (*pd.DataFrame*, or *np.ndarray*) – Data of shape [n\_samples, n\_features].
- **y** (*pd.Series*) – The target data of length [n\_samples]. Defaults to None.

**Returns** Transformed output.

**Return type** `pd.DataFrame`

**transform\_all\_but\_final** (*self*, *X*, *y=None*, *X\_train=None*, *y\_train=None*)

Transforms the data by applying all pre-processing components.

**Parameters**

- **X** (`pd.DataFrame`) – Input data to the pipeline to transform.
- **y** (`pd.Series` or `None`) – Targets corresponding to X. Optional.
- **X\_train** (`pd.DataFrame` or `np.ndarray` or `None`) – Training data. Only used for time series.
- **y\_train** (`pd.Series` or `None`) – Training labels. Only used for time series.

**Returns** New transformed features.

**Return type** `pd.DataFrame`

## multiseries\_regression\_pipeline

Pipeline base class for time series regression problems.

## Module Contents

### Classes Summary

<i>MultiseriesRegressionPipeline</i>	Pipeline base class for multiseries time series regression problems.
--------------------------------------	--

## Contents

```
class evalml.pipelines.multiseries_regression_pipeline.MultiseriesRegressionPipeline(component_graph,
                                                                                   parameters=None,
                                                                                   custom_name=None,
                                                                                   random_seed=0)
```

Pipeline base class for multiseries time series regression problems.

**Parameters**

- **component\_graph** (`ComponentGraph`, `list`, `dict`) – `ComponentGraph` instance, list of components in order, or dictionary of components.
- **parameters** (`dict`) – Dictionary with component names as keys and dictionary of that component's parameters as values. An empty dictionary `{}` implies using all default values for component parameters. Pipeline-level parameters such as `time_index`, `gap`, and `max_delay`

must be specified with the “pipeline” key. For example: Pipeline(parameters={"pipeline": {"time\_index": "Date", "max\_delay": 4, "gap": 2}}).

- **custom\_name** (*str*) – Custom name for the pipeline. Defaults to None.
- **random\_seed** (*int*) – Seed for the random number generator. Defaults to 0.

#### Attributes

<b>NO_PREGRESSION_ESTIMATOR</b>	ProblemTypes.TIME_SERIES_REGRESSION
<b>problem_type</b>	ProblemTypes.TIME_SERIES_REGRESSION

#### Methods

<i>can_tune_threshold_with_objective</i>	Determine whether the threshold of a binary classification pipeline can be tuned.
<i>clone</i>	Constructs a new pipeline with the same components, parameters, and random seed.
<i>create_objectives</i>	Create objective instances from a list of strings or objective classes.
<i>custom_name</i>	Custom name of the pipeline.
<i>dates_needed_for_prediction</i>	Return dates needed to forecast the given date in the future.
<i>dates_needed_for_prediction_range</i>	Return dates needed to forecast the given date in the future.
<i>describe</i>	Outputs pipeline details including component parameters.
<i>feature_importance</i>	Importance associated with each feature. Features dropped by the feature selection are excluded.
<i>fit</i>	Fit a multseries time series pipeline.
<i>fit_transform</i>	Fit and transform all components in the component graph, if all components are Transformers.
<i>get_component</i>	Returns component by name.
<i>get_forecast_period</i>	Generates all possible forecasting time points based on latest data point in X.
<i>get_forecast_predictions</i>	Generates all possible forecasting predictions based on last period of X.
<i>get_hyperparameter_ranges</i>	Returns hyperparameter ranges from all components as a dictionary.
<i>get_prediction_intervals</i>	Find the prediction intervals using the fitted regressor.
<i>graph</i>	Generate an image representing the pipeline graph.
<i>graph_dict</i>	Generates a dictionary with nodes consisting of the component names and parameters, and edges detailing component relationships. This dictionary is JSON serializable in most cases.
<i>graph_feature_importance</i>	Generate a bar graph of the pipeline's feature importance.
<i>inverse_transform</i>	Apply component <code>inverse_transform</code> methods to estimator predictions in reverse order.
<i>load</i>	Loads pipeline at file path.
<i>model_family</i>	Returns model family of this pipeline.

continues on next page

Table 9 – continued from previous page

<i>name</i>	Name of the pipeline.
<i>new</i>	Constructs a new instance of the pipeline with the same component graph but with a different set of parameters. Not to be confused with python's <code>__new__</code> method.
<i>parameters</i>	Parameter dictionary for this pipeline.
<i>predict</i>	Predict on future data where target is not known.
<i>predict_in_sample</i>	Predict on future data where the target is known, e.g. cross validation.
<i>save</i>	Saves pipeline at file path.
<i>score</i>	Evaluate model performance on current and additional objectives.
<i>summary</i>	A short summary of the pipeline structure, describing the list of components used.
<i>transform</i>	Transform the input.
<i>transform_all_but_final</i>	Transforms the data by applying all pre-processing components.

**can\_tune\_threshold\_with\_objective**(*self*, *objective*)

Determine whether the threshold of a binary classification pipeline can be tuned.

**Parameters** *objective* (*ObjectiveBase*) – Primary AutoMLSearch objective.

**Returns** True if the pipeline threshold can be tuned.

**Return type** bool

**clone**(*self*)

Constructs a new pipeline with the same components, parameters, and random seed.

**Returns** A new instance of this pipeline with identical components, parameters, and random seed.

**static create\_objectives**(*objectives*)

Create objective instances from a list of strings or objective classes.

**property custom\_name**(*self*)

Custom name of the pipeline.

**dates\_needed\_for\_prediction**(*self*, *date*)

Return dates needed to forecast the given date in the future.

**Parameters** *date* (*pd.Timestamp*) – Date to forecast in the future.

**Returns** Range of dates needed to forecast the given date.

**Return type** *dates\_needed* (tuple(*pd.Timestamp*))

**dates\_needed\_for\_prediction\_range**(*self*, *start\_date*, *end\_date*)

Return dates needed to forecast the given date in the future.

**Parameters**

- **start\_date** (*pd.Timestamp*) – Start date of range to forecast in the future.
- **end\_date** (*pd.Timestamp*) – End date of range to forecast in the future.

**Returns** Range of dates needed to forecast the given date.

**Return type** *dates\_needed* (tuple(*pd.Timestamp*))

**Raises `ValueError`** – If `start_date` doesn't come before `end_date`

**`describe(self, return_dict=False)`**

Outputs pipeline details including component parameters.

**Parameters** `return_dict` (*bool*) – If True, return dictionary of information about pipeline. Defaults to False.

**Returns** Dictionary of all component parameters if `return_dict` is True, else None.

**Return type** dict

**property `feature_importance(self)`**

Importance associated with each feature. Features dropped by the feature selection are excluded.

**Returns** Feature names and their corresponding importance

**Return type** `pd.DataFrame`

**`fit(self, X, y)`**

Fit a multiseried time series pipeline.

**Parameters**

- **`X`** (*`pd.DataFrame`*) – The input training data of shape `[n_samples, n_features]`.
- **`y`** (*`pd.Series`*) – The target training targets of length `[n_samples*n_series]`.

**Returns** self

**Raises `ValueError`** – If the target is not numeric.

**`fit_transform(self, X, y)`**

Fit and transform all components in the component graph, if all components are Transformers.

**Parameters**

- **`X`** (*`pd.DataFrame`*) – Input features of shape `[n_samples, n_features]`.
- **`y`** (*`pd.Series`*) – The target data of length `[n_samples]`.

**Returns** Transformed output.

**Return type** `pd.DataFrame`

**Raises `ValueError`** – If final component is an Estimator.

**`get_component(self, name)`**

Returns component by name.

**Parameters** `name` (*str*) – Name of component.

**Returns** Component to return

**Return type** Component

**`get_forecast_period(self, X)`**

Generates all possible forecasting time points based on latest data point in X.

**Parameters** **`X`** (*`pd.DataFrame`, `np.ndarray`*) – Data the pipeline was trained on of shape `[n_samples_train, n_features]`.

**Raises `ValueError`** – If pipeline is not trained.

**Returns** Datetime periods from `gap` to `forecast_horizon + gap`.

**Return type** `pd.Series`

## Example

```
>>> X = pd.DataFrame({'date': pd.date_range(start='1-1-2022', periods=10, freq='D'), 'feature': range(10, 20)})
>>> y = pd.Series(range(0, 10), name='target')
>>> gap = 1
>>> forecast_horizon = 2
>>> pipeline = TimeSeriesRegressionPipeline(component_graph=["Linear Regressor"],
...                                         parameters={"Simple Imputer": {
...     "impute_strategy": "mean"},
...                                         "pipeline": {"gap": gap,
...     "max_delay": 1, "forecast_horizon": forecast_horizon, "time_index": "date"}},
...                                         )
>>> pipeline.fit(X, y)
pipeline = TimeSeriesRegressionPipeline(component_graph={'Linear Regressor': [
    'Linear Regressor', 'X', 'y']}, parameters={'Linear Regressor': {'fit_intercept': True, 'n_jobs': -1}, 'pipeline': {'gap': 1, 'max_delay': 1, 'forecast_horizon': 2, 'time_index': 'date'}}, random_seed=0)
>>> dates = pipeline.get_forecast_period(X)
>>> expected = pd.Series(pd.date_range(start='2022-01-11', periods=forecast_horizon, freq='D').shift(gap), name='date', index=[10, 11])
>>> assert dates.equals(expected)
```

### `get_forecast_predictions(self, X, y)`

Generates all possible forecasting predictions based on last period of X.

#### Parameters

- **X** (*pd.DataFrame*, *np.ndarray*) – Data the pipeline was trained on of shape `[n_samples_train, n_features]`.
- **y** (*pd.Series*, *np.ndarray*) – Targets used to train the pipeline of shape `[n_samples_train]`.

**Returns** Predictions from `gap` periods out to `forecast_horizon + gap` periods.

### `get_hyperparameter_ranges(self, custom_hyperparameters)`

Returns hyperparameter ranges from all components as a dictionary.

**Parameters** `custom_hyperparameters` (*dict*) – Custom hyperparameters for the pipeline.

**Returns** Dictionary of hyperparameter ranges for each component in the pipeline.

**Return type** `dict`

### `get_prediction_intervals(self, X, y=None, X_train=None, y_train=None, coverage=None)`

Find the prediction intervals using the fitted regressor.

This function takes the predictions of the fitted estimator and calculates the rolling standard deviation across all predictions using a window size of 5. The lower and upper predictions are determined by taking the percent point (quantile) function of the lower tail probability at each bound multiplied by the rolling standard deviation.

Certain estimators (Extra Trees Estimator, XGBoost Estimator, Prophet Estimator, ARIMA, and Exponential Smoothing estimator) utilize a different methodology to calculate prediction intervals. See the docs for these estimators to learn more.

#### Parameters

- **X** (*pd.DataFrame*) – Data of shape [n\_samples, n\_features].
- **y** (*pd.Series*) – Target data.
- **X\_train** (*pd.DataFrame*, *np.ndarray*) – Data the pipeline was trained on of shape [n\_samples\_train, n\_features].
- **y\_train** (*pd.Series*, *np.ndarray*) – Targets used to train the pipeline of shape [n\_samples\_train].
- **coverage** (*list[float]*) – A list of floats between the values 0 and 1 that the upper and lower bounds of the prediction interval should be calculated for.

**Returns** Prediction intervals, keys are in the format {coverage}\_lower or {coverage}\_upper.

**Return type** dict

**Raises** **MethodPropertyNotFoundError** – If the estimator does not support Time Series Regression as a problem type.

**graph**(*self*, *filepath=None*)

Generate an image representing the pipeline graph.

**Parameters** **filepath** (*str*, *optional*) – Path to where the graph should be saved. If set to None (as by default), the graph will not be saved.

**Returns** Graph object that can be directly displayed in Jupyter notebooks.

**Return type** graphviz.Digraph

**Raises**

- **RuntimeError** – If graphviz is not installed.
- **ValueError** – If path is not writeable.

**graph\_dict**(*self*)

Generates a dictionary with nodes consisting of the component names and parameters, and edges detailing component relationships. This dictionary is JSON serializable in most cases.

**x\_edges** specifies from which component feature data is being passed. **y\_edges** specifies from which component target data is being passed. This can be used to build graphs across a variety of visualization tools. Template: {"Nodes": {"component\_name": {"Name": class\_name, "Parameters": parameters\_attributes}, ...}, "x\_edges": [[from\_component\_name, to\_component\_name], [from\_component\_name, to\_component\_name], ...], "y\_edges": [[from\_component\_name, to\_component\_name], [from\_component\_name, to\_component\_name], ...]}

**Returns** A dictionary representing the DAG structure.

**Return type** dag\_dict (dict)

**graph\_feature\_importance**(*self*, *importance\_threshold=0*)

Generate a bar graph of the pipeline's feature importance.

**Parameters** **importance\_threshold** (*float*, *optional*) – If provided, graph features with a permutation importance whose absolute value is larger than importance\_threshold. Defaults to zero.

**Returns** A bar graph showing features and their corresponding importance.

**Return type** plotly.Figure

**Raises** **ValueError** – If importance threshold is not valid.



**inverse\_transform**(*self*, *y*)

Apply component inverse\_transform methods to estimator predictions in reverse order.

Components that implement inverse\_transform are PolynomialDecomposer, LogTransformer, LabelEncoder (tbd).

**Parameters** *y* (*pd.Series*) – Final component features.

**Returns** The inverse transform of the target.

**Return type** *pd.Series*

**static load**(*file\_path*: *Union[str, io.BytesIO]*)

Loads pipeline at file path.

**Parameters** *file\_path* (*str/BytesIO*) – load filepath or a BytesIO object.

**Returns** PipelineBase object

**property model\_family**(*self*)

Returns model family of this pipeline.

**property name**(*self*)

Name of the pipeline.

**new**(*self*, *parameters*, *random\_seed=0*)

Constructs a new instance of the pipeline with the same component graph but with a different set of parameters. Not to be confused with python's \_\_new\_\_ method.

**Parameters**

- **parameters** (*dict*) – Dictionary with component names as keys and dictionary of that component's parameters as values. An empty dictionary or None implies using all default values for component parameters. Defaults to None.
- **random\_seed** (*int*) – Seed for the random number generator. Defaults to 0.

**Returns** A new instance of this pipeline with identical components.

**property parameters**(*self*)

Parameter dictionary for this pipeline.

**Returns** Dictionary of all component parameters.

**Return type** *dict*

**predict**(*self*, *X*, *objective=None*, *X\_train=None*, *y\_train=None*)

Predict on future data where target is not known.

**Parameters**

- **X** (*pd.DataFrame*, or *np.ndarray*) – Data of shape [n\_samples, n\_features].
- **objective** (*Object* or *string*) – The objective to use to make predictions.
- **X\_train** (*pd.DataFrame* or *np.ndarray* or *None*) – Training data.
- **y\_train** (*pd.Series* or *None*) – Training labels.

**Raises ValueError** – If X\_train and/or y\_train are None or if final component is not an Estimator.

**Returns** Predictions.

**predict\_in\_sample**(*self*, *X*, *y*, *X\_train*, *y\_train*, *objective=None*, *calculating\_residuals=False*)

Predict on future data where the target is known, e.g. cross validation.

**Parameters**

- **X** (*pd.DataFrame* or *np.ndarray*) – Future data of shape [n\_samples, n\_features]
- **y** (*pd.Series*, *np.ndarray*) – Future target of shape [n\_samples]
- **X\_train** (*pd.DataFrame*, *np.ndarray*) – Data the pipeline was trained on of shape [n\_samples\_train, n\_features]
- **y\_train** (*pd.Series*, *np.ndarray*) – Targets used to train the pipeline of shape [n\_samples\_train]
- **objective** (*ObjectiveBase*, *str*, *None*) – Objective used to threshold predicted probabilities, optional.
- **calculating\_residuals** (*bool*) – Whether we’re calling predict\_in\_sample to calculate the residuals. This means the X and y arguments are not future data, but actually the train data.

**Returns** Estimated labels.

**Return type** *pd.Series*

**Raises** **ValueError** – If final component is not an Estimator.

**save**(*self*, *file\_path*, *pickle\_protocol=cloudpickle.DEFAULT\_PROTOCOL*)

Saves pipeline at file path.

**Parameters**

- **file\_path** (*str*) – Location to save file.
- **pickle\_protocol** (*int*) – The pickle data stream format.

**score**(*self*, *X*, *y*, *objectives*, *X\_train=None*, *y\_train=None*)

Evaluate model performance on current and additional objectives.

**Parameters**

- **X** (*pd.DataFrame* or *np.ndarray*) – Data of shape [n\_samples, n\_features].
- **y** (*pd.Series*) – True labels of length [n\_samples].
- **objectives** (*list*) – Non-empty list of objectives to score on.
- **X\_train** (*pd.DataFrame*, *np.ndarray*) – Data the pipeline was trained on of shape [n\_samples\_train, n\_features].
- **y\_train** (*pd.Series*, *np.ndarray*) – Targets used to train the pipeline of shape [n\_samples\_train].

**Returns** Ordered dictionary of objective scores.

**Return type** *dict*

**property summary**(*self*)

A short summary of the pipeline structure, describing the list of components used.

Example: Logistic Regression Classifier w/ Simple Imputer + One Hot Encoder

**Returns** A string describing the pipeline structure.

**transform**(*self*, *X*, *y=None*)

Transform the input.

**Parameters**

- **X** (*pd.DataFrame*, or *np.ndarray*) – Data of shape [n\_samples, n\_features].
- **y** (*pd.Series*) – The target data of length [n\_samples]. Defaults to None.

**Returns** Transformed output.

**Return type** *pd.DataFrame*

**transform\_all\_but\_final**(*self*, *X*, *y=None*, *X\_train=None*, *y\_train=None*, *calculating\_residuals=False*)

Transforms the data by applying all pre-processing components.

**Parameters**

- **X** (*pd.DataFrame*) – Input data to the pipeline to transform.
- **y** (*pd.Series*) – Targets corresponding to the pipeline targets.
- **X\_train** (*pd.DataFrame*) – Training data used to generate features from past observations.
- **y\_train** (*pd.Series*) – Training targets used to generate features from past observations.
- **calculating\_residuals** (*bool*) – Whether we’re calling `predict_in_sample` to calculate the residuals. This means the *X* and *y* arguments are not future data, but actually the train data.

**Returns** New transformed features.

**Return type** *pd.DataFrame*

## pipeline\_base

Base machine learning pipeline class.

## Module Contents

### Classes Summary

---

<i>PipelineBase</i>	Machine learning pipeline.
---------------------	----------------------------

---

### Attributes Summary

---

<i>logger</i>
---------------

---

## Contents

`evalml.pipelines.pipeline_base.logger`

**class** `evalml.pipelines.pipeline_base.PipelineBase`(*component\_graph*, *parameters=None*,  
*custom\_name=None*, *random\_seed=0*)

Machine learning pipeline.

### Parameters

- **component\_graph** (*ComponentGraph*, *list*, *dict*) – *ComponentGraph* instance, list of components in order, or dictionary of components. Accepts strings or *ComponentBase* subclasses in the list. Note that when duplicate components are specified in a list, the duplicate component names will be modified with the component’s index in the list. For example, the component graph [Imputer, One Hot Encoder, Imputer, Logistic Regression Classifier] will have names [“Imputer”, “One Hot Encoder”, “Imputer\_2”, “Logistic Regression Classifier”].
- **parameters** (*dict*) – Dictionary with component names as keys and dictionary of that component’s parameters as values. An empty dictionary or *None* implies using all default values for component parameters. Defaults to *None*.
- **custom\_name** (*str*) – Custom name for the pipeline. Defaults to *None*.
- **random\_seed** (*int*) – Seed for the random number generator. Defaults to 0.

### Attributes

<b>problem_type</b>	<i>None</i>
---------------------	-------------

### Methods

<code>can_tune_threshold_with_objective</code>	Determine whether the threshold of a binary classification pipeline can be tuned.
<code>clone</code>	Constructs a new pipeline with the same components, parameters, and random seed.
<code>create_objectives</code>	Create objective instances from a list of strings or objective classes.
<code>custom_name</code>	Custom name of the pipeline.
<code>describe</code>	Outputs pipeline details including component parameters.
<code>feature_importance</code>	Importance associated with each feature. Features dropped by the feature selection are excluded.
<code>fit</code>	Build a model.
<code>fit_transform</code>	Fit and transform all components in the component graph, if all components are Transformers.
<code>get_component</code>	Returns component by name.
<code>get_hyperparameter_ranges</code>	Returns hyperparameter ranges from all components as a dictionary.
<code>graph</code>	Generate an image representing the pipeline graph.
<code>graph_dict</code>	Generates a dictionary with nodes consisting of the component names and parameters, and edges detailing component relationships. This dictionary is JSON serializable in most cases.
<code>graph_feature_importance</code>	Generate a bar graph of the pipeline's feature importance.
<code>inverse_transform</code>	Apply component <code>inverse_transform</code> methods to estimator predictions in reverse order.
<code>load</code>	Loads pipeline at file path.
<code>model_family</code>	Returns model family of this pipeline.
<code>name</code>	Name of the pipeline.
<code>new</code>	Constructs a new instance of the pipeline with the same component graph but with a different set of parameters. Not to be confused with python's <code>__new__</code> method.
<code>parameters</code>	Parameter dictionary for this pipeline.
<code>predict</code>	Make predictions using selected features.
<code>save</code>	Saves pipeline at file path.
<code>score</code>	Evaluate model performance on current and additional objectives.
<code>summary</code>	A short summary of the pipeline structure, describing the list of components used.
<code>transform</code>	Transform the input.
<code>transform_all_but_final</code>	Transforms the data by applying all pre-processing components.

**`can_tune_threshold_with_objective`**(*self*, *objective*)

Determine whether the threshold of a binary classification pipeline can be tuned.

**Parameters** *objective* (*ObjectiveBase*) – Primary AutoMLSearch objective.

**Returns** True if the pipeline threshold can be tuned.

**Return type** bool

**clone**(*self*)

Constructs a new pipeline with the same components, parameters, and random seed.

**Returns** A new instance of this pipeline with identical components, parameters, and random seed.

**static create\_objectives**(*objectives*)

Create objective instances from a list of strings or objective classes.

**property custom\_name**(*self*)

Custom name of the pipeline.

**describe**(*self*, *return\_dict=False*)

Outputs pipeline details including component parameters.

**Parameters** **return\_dict** (*bool*) – If True, return dictionary of information about pipeline. Defaults to False.

**Returns** Dictionary of all component parameters if *return\_dict* is True, else None.

**Return type** dict

**property feature\_importance**(*self*)

Importance associated with each feature. Features dropped by the feature selection are excluded.

**Returns** Feature names and their corresponding importance

**Return type** pd.DataFrame

**abstract fit**(*self*, *X*, *y*)

Build a model.

**Parameters**

- **X** (*pd.DataFrame* or *np.ndarray*) – The input training data of shape [n\_samples, n\_features].
- **y** (*pd.Series*, *np.ndarray*) – The target training data of length [n\_samples].

**Returns** *self*

**fit\_transform**(*self*, *X*, *y*)

Fit and transform all components in the component graph, if all components are Transformers.

**Parameters**

- **X** (*pd.DataFrame*) – Input features of shape [n\_samples, n\_features].
- **y** (*pd.Series*) – The target data of length [n\_samples].

**Returns** Transformed output.

**Return type** pd.DataFrame

**Raises** **ValueError** – If final component is an Estimator.

**get\_component**(*self*, *name*)

Returns component by name.

**Parameters** **name** (*str*) – Name of component.

**Returns** Component to return

**Return type** Component

**get\_hyperparameter\_ranges**(*self*, *custom\_hyperparameters*)

Returns hyperparameter ranges from all components as a dictionary.

**Parameters** *custom\_hyperparameters* (*dict*) – Custom hyperparameters for the pipeline.

**Returns** Dictionary of hyperparameter ranges for each component in the pipeline.

**Return type** *dict*

**graph**(*self*, *filepath=None*)

Generate an image representing the pipeline graph.

**Parameters** *filepath* (*str*, *optional*) – Path to where the graph should be saved. If set to *None* (as by default), the graph will not be saved.

**Returns** Graph object that can be directly displayed in Jupyter notebooks.

**Return type** *graphviz.Digraph*

**Raises**

- **RuntimeError** – If graphviz is not installed.
- **ValueError** – If path is not writeable.

**graph\_dict**(*self*)

Generates a dictionary with nodes consisting of the component names and parameters, and edges detailing component relationships. This dictionary is JSON serializable in most cases.

*x\_edges* specifies from which component feature data is being passed. *y\_edges* specifies from which component target data is being passed. This can be used to build graphs across a variety of visualization tools. Template: {"Nodes": {"component\_name": {"Name": class\_name, "Parameters": parameters\_attributes}, ... }, "x\_edges": [[from\_component\_name, to\_component\_name], [from\_component\_name, to\_component\_name], ...], "y\_edges": [[from\_component\_name, to\_component\_name], [from\_component\_name, to\_component\_name], ...]}

**Returns** A dictionary representing the DAG structure.

**Return type** *dag\_dict (dict)*

**graph\_feature\_importance**(*self*, *importance\_threshold=0*)

Generate a bar graph of the pipeline's feature importance.

**Parameters** *importance\_threshold* (*float*, *optional*) – If provided, graph features with a permutation importance whose absolute value is larger than *importance\_threshold*. Defaults to zero.

**Returns** A bar graph showing features and their corresponding importance.

**Return type** *plotly.Figure*

**Raises** **ValueError** – If importance threshold is not valid.

**inverse\_transform**(*self*, *y*)

Apply component *inverse\_transform* methods to estimator predictions in reverse order.

Components that implement *inverse\_transform* are *PolynomialDecomposer*, *LogTransformer*, *LabelEncoder* (tbd).

**Parameters** *y* (*pd.Series*) – Final component features.

**Returns** The inverse transform of the target.

**Return type** *pd.Series*

**static load**(*file\_path: Union[str, io.BytesIO]*)

Loads pipeline at file path.

**Parameters** **file\_path** (*str/BytesIO*) – load filepath or a BytesIO object.

**Returns** PipelineBase object

**property model\_family**(*self*)

Returns model family of this pipeline.

**property name**(*self*)

Name of the pipeline.

**new**(*self, parameters, random\_seed=0*)

Constructs a new instance of the pipeline with the same component graph but with a different set of parameters. Not to be confused with python's `__new__` method.

**Parameters**

- **parameters** (*dict*) – Dictionary with component names as keys and dictionary of that component's parameters as values. An empty dictionary or None implies using all default values for component parameters. Defaults to None.
- **random\_seed** (*int*) – Seed for the random number generator. Defaults to 0.

**Returns** A new instance of this pipeline with identical components.

**property parameters**(*self*)

Parameter dictionary for this pipeline.

**Returns** Dictionary of all component parameters.

**Return type** dict

**predict**(*self, X, objective=None, X\_train=None, y\_train=None*)

Make predictions using selected features.

**Parameters**

- **X** (*pd.DataFrame, or np.ndarray*) – Data of shape [n\_samples, n\_features].
- **objective** (*Object or string*) – The objective to use to make predictions.
- **X\_train** (*pd.DataFrame or np.ndarray or None*) – Training data. Ignored. Only used for time series.
- **y\_train** (*pd.Series or None*) – Training labels. Ignored. Only used for time series.

**Returns** Predicted values.

**Return type** pd.Series

**save**(*self, file\_path, pickle\_protocol=cloudpickle.DEFAULT\_PROTOCOL*)

Saves pipeline at file path.

**Parameters**

- **file\_path** (*str*) – Location to save file.
- **pickle\_protocol** (*int*) – The pickle data stream format.

**abstract score**(*self, X, y, objectives, X\_train=None, y\_train=None*)

Evaluate model performance on current and additional objectives.

**Parameters**



- **X** (*pd.DataFrame* or *np.ndarray*) – Data of shape [n\_samples, n\_features].
- **y** (*pd.Series*, *np.ndarray*) – True labels of length [n\_samples].
- **objectives** (*list*) – Non-empty list of objectives to score on.
- **X\_train** (*pd.DataFrame* or *np.ndarray* or *None*) – Training data. Ignored. Only used for time series.
- **y\_train** (*pd.Series* or *None*) – Training labels. Ignored. Only used for time series.

**Returns** Ordered dictionary of objective scores.

**Return type** dict

**property summary**(*self*)

A short summary of the pipeline structure, describing the list of components used.

Example: Logistic Regression Classifier w/ Simple Imputer + One Hot Encoder

**Returns** A string describing the pipeline structure.

**transform**(*self*, *X*, *y=None*)

Transform the input.

**Parameters**

- **X** (*pd.DataFrame*, or *np.ndarray*) – Data of shape [n\_samples, n\_features].
- **y** (*pd.Series*) – The target data of length [n\_samples]. Defaults to None.

**Returns** Transformed output.

**Return type** *pd.DataFrame*

**transform\_all\_but\_final**(*self*, *X*, *y=None*, *X\_train=None*, *y\_train=None*)

Transforms the data by applying all pre-processing components.

**Parameters**

- **X** (*pd.DataFrame*) – Input data to the pipeline to transform.
- **y** (*pd.Series* or *None*) – Targets corresponding to X. Optional.
- **X\_train** (*pd.DataFrame* or *np.ndarray* or *None*) – Training data. Only used for time series.
- **y\_train** (*pd.Series* or *None*) – Training labels. Only used for time series.

**Returns** New transformed features.

**Return type** *pd.DataFrame*

## pipeline\_meta

Metaclass that overrides creating a new pipeline by wrapping methods with validators and setters.

## Module Contents

### Classes Summary

---

<i>PipelineBaseMeta</i>	Metaclass that overrides creating a new pipeline by wrapping methods with validators and setters.
-------------------------	---

---

### Contents

#### `class evalml.pipelines.pipeline_meta.PipelineBaseMeta`

Metaclass that overrides creating a new pipeline by wrapping methods with validators and setters.

##### Attributes

<b>FIT_METHODS</b>	['fit', 'fit_transform']
<b>METHODS_TO_CHECK</b>	['predict', 'predict_proba', 'transform', 'inverse_transform', 'get_trend_dataframe']
<b>PROPERTIES_TO_CHECK</b>	['feature_importance']

##### Methods

---

<i>check_for_fit</i>	<i>check_for_fit</i> wraps a method that validates if <i>self.is_fitted</i> is <i>True</i> .
<i>register</i>	Register a virtual subclass of an ABC.
<i>set_fit</i>	Wrapper for the fit method.

---

#### `classmethod check_for_fit(cls, method)`

*check\_for\_fit* wraps a method that validates if *self.is\_fitted* is *True*.

**Parameters** *method* (*callable*) – Method to wrap.

**Returns** The wrapped method.

**Raises** **PipelineNotYetFittedError** – If pipeline is not yet fitted.

#### `register(cls, subclass)`

Register a virtual subclass of an ABC.

Returns the subclass, to allow usage as a class decorator.

#### `classmethod set_fit(cls, method)`

Wrapper for the fit method.

## regression\_pipeline

Pipeline subclass for all regression pipelines.

### Module Contents

### Classes Summary

---

<i>RegressionPipeline</i>	Pipeline subclass for all regression pipelines.
---------------------------	---

---

### Contents

```
class evalml.pipelines.regression_pipeline.RegistrationPipeline(component_graph,
                                                                parameters=None,
                                                                custom_name=None,
                                                                random_seed=0)
```

Pipeline subclass for all regression pipelines.

#### Parameters

- **component\_graph** (*ComponentGraph*, *list*, *dict*) – *ComponentGraph* instance, list of components in order, or dictionary of components. Accepts strings or *ComponentBase* subclasses in the list. Note that when duplicate components are specified in a list, the duplicate component names will be modified with the component’s index in the list. For example, the component graph [Imputer, One Hot Encoder, Imputer, Logistic Regression Classifier] will have names [“Imputer”, “One Hot Encoder”, “Imputer\_2”, “Logistic Regression Classifier”]
- **parameters** (*dict*) – Dictionary with component names as keys and dictionary of that component’s parameters as values. An empty dictionary or *None* implies using all default values for component parameters. Defaults to *None*.
- **custom\_name** (*str*) – Custom name for the pipeline. Defaults to *None*.
- **random\_seed** (*int*) – Seed for the random number generator. Defaults to 0.

### Example

```
>>> pipeline = RegressionPipeline(component_graph=["Simple Imputer", "Linear_
↪Regressor"],
                                parameters={"Simple Imputer": {"impute_strategy":
↪"mean"}},
                                custom_name="My Regression Pipeline")
>>> assert pipeline.custom_name == "My Regression Pipeline"
>>> assert pipeline.component_graph.component_dict.keys() == {'Simple Imputer',
↪'Linear Regressor'}
```

The pipeline parameters will be chosen from the default parameters for every component, unless specific parameters were passed in as they were above.

```
>>> assert pipeline.parameters == {  
...     'Simple Imputer': {'impute_strategy': 'mean', 'fill_value': None},  
...     'Linear Regressor': {'fit_intercept': True, 'n_jobs': -1}}
```

#### Attributes

<b>prob- lem_type</b>	ProblemTypes.REGRESSION
---------------------------	-------------------------

#### Methods

<code>can_tune_threshold_with_objective</code>	Determine whether the threshold of a binary classification pipeline can be tuned.
<code>clone</code>	Constructs a new pipeline with the same components, parameters, and random seed.
<code>create_objectives</code>	Create objective instances from a list of strings or objective classes.
<code>custom_name</code>	Custom name of the pipeline.
<code>describe</code>	Outputs pipeline details including component parameters.
<code>feature_importance</code>	Importance associated with each feature. Features dropped by the feature selection are excluded.
<code>fit</code>	Build a regression model.
<code>fit_transform</code>	Fit and transform all components in the component graph, if all components are Transformers.
<code>get_component</code>	Returns component by name.
<code>get_hyperparameter_ranges</code>	Returns hyperparameter ranges from all components as a dictionary.
<code>graph</code>	Generate an image representing the pipeline graph.
<code>graph_dict</code>	Generates a dictionary with nodes consisting of the component names and parameters, and edges detailing component relationships. This dictionary is JSON serializable in most cases.
<code>graph_feature_importance</code>	Generate a bar graph of the pipeline's feature importance.
<code>inverse_transform</code>	Apply component <code>inverse_transform</code> methods to estimator predictions in reverse order.
<code>load</code>	Loads pipeline at file path.
<code>model_family</code>	Returns model family of this pipeline.
<code>name</code>	Name of the pipeline.
<code>new</code>	Constructs a new instance of the pipeline with the same component graph but with a different set of parameters. Not to be confused with python's <code>__new__</code> method.
<code>parameters</code>	Parameter dictionary for this pipeline.
<code>predict</code>	Make predictions using selected features.
<code>save</code>	Saves pipeline at file path.
<code>score</code>	Evaluate model performance on current and additional objectives.
<code>summary</code>	A short summary of the pipeline structure, describing the list of components used.
<code>transform</code>	Transform the input.
<code>transform_all_but_final</code>	Transforms the data by applying all pre-processing components.

**`can_tune_threshold_with_objective`**(*self*, *objective*)

Determine whether the threshold of a binary classification pipeline can be tuned.

**Parameters** *objective* (*ObjectiveBase*) – Primary AutoMLSearch objective.

**Returns** True if the pipeline threshold can be tuned.

**Return type** bool

**clone**(*self*)

Constructs a new pipeline with the same components, parameters, and random seed.

**Returns** A new instance of this pipeline with identical components, parameters, and random seed.

**static create\_objectives**(*objectives*)

Create objective instances from a list of strings or objective classes.

**property custom\_name**(*self*)

Custom name of the pipeline.

**describe**(*self*, *return\_dict=False*)

Outputs pipeline details including component parameters.

**Parameters** **return\_dict** (*bool*) – If True, return dictionary of information about pipeline. Defaults to False.

**Returns** Dictionary of all component parameters if *return\_dict* is True, else None.

**Return type** dict

**property feature\_importance**(*self*)

Importance associated with each feature. Features dropped by the feature selection are excluded.

**Returns** Feature names and their corresponding importance

**Return type** pd.DataFrame

**fit**(*self*, *X*, *y*)

Build a regression model.

**Parameters**

- **X** (*pd.DataFrame* or *np.ndarray*) – The input training data of shape [n\_samples, n\_features]
- **y** (*pd.Series*, *np.ndarray*) – The target training data of length [n\_samples]

**Returns** *self*

**Raises** **ValueError** – If the target is not numeric.

**fit\_transform**(*self*, *X*, *y*)

Fit and transform all components in the component graph, if all components are Transformers.

**Parameters**

- **X** (*pd.DataFrame*) – Input features of shape [n\_samples, n\_features].
- **y** (*pd.Series*) – The target data of length [n\_samples].

**Returns** Transformed output.

**Return type** pd.DataFrame

**Raises** **ValueError** – If final component is an Estimator.

**get\_component**(*self*, *name*)

Returns component by name.

**Parameters** **name** (*str*) – Name of component.

**Returns** Component to return

**Return type** Component

**get\_hyperparameter\_ranges**(*self*, *custom\_hyperparameters*)

Returns hyperparameter ranges from all components as a dictionary.

**Parameters** *custom\_hyperparameters* (*dict*) – Custom hyperparameters for the pipeline.

**Returns** Dictionary of hyperparameter ranges for each component in the pipeline.

**Return type** *dict*

**graph**(*self*, *filepath=None*)

Generate an image representing the pipeline graph.

**Parameters** *filepath* (*str*, *optional*) – Path to where the graph should be saved. If set to *None* (as by default), the graph will not be saved.

**Returns** Graph object that can be directly displayed in Jupyter notebooks.

**Return type** *graphviz.Digraph*

**Raises**

- **RuntimeError** – If graphviz is not installed.
- **ValueError** – If path is not writeable.

**graph\_dict**(*self*)

Generates a dictionary with nodes consisting of the component names and parameters, and edges detailing component relationships. This dictionary is JSON serializable in most cases.

*x\_edges* specifies from which component feature data is being passed. *y\_edges* specifies from which component target data is being passed. This can be used to build graphs across a variety of visualization tools. Template: {"Nodes": {"component\_name": {"Name": class\_name, "Parameters": parameters\_attributes}, ... }, "x\_edges": [[from\_component\_name, to\_component\_name], [from\_component\_name, to\_component\_name], ...], "y\_edges": [[from\_component\_name, to\_component\_name], [from\_component\_name, to\_component\_name], ...]}

**Returns** A dictionary representing the DAG structure.

**Return type** *dag\_dict (dict)*

**graph\_feature\_importance**(*self*, *importance\_threshold=0*)

Generate a bar graph of the pipeline's feature importance.

**Parameters** *importance\_threshold* (*float*, *optional*) – If provided, graph features with a permutation importance whose absolute value is larger than *importance\_threshold*. Defaults to zero.

**Returns** A bar graph showing features and their corresponding importance.

**Return type** *plotly.Figure*

**Raises** **ValueError** – If importance threshold is not valid.

**inverse\_transform**(*self*, *y*)

Apply component *inverse\_transform* methods to estimator predictions in reverse order.

Components that implement *inverse\_transform* are *PolynomialDecomposer*, *LogTransformer*, *LabelEncoder* (tbd).

**Parameters** *y* (*pd.Series*) – Final component features.

**Returns** The inverse transform of the target.

**Return type** *pd.Series*

**static load**(*file\_path*: Union[str, io.BytesIO])

Loads pipeline at file path.

**Parameters** **file\_path** (str/BytesIO) – load filepath or a BytesIO object.

**Returns** PipelineBase object

**property model\_family**(*self*)

Returns model family of this pipeline.

**property name**(*self*)

Name of the pipeline.

**new**(*self*, *parameters*, *random\_seed*=0)

Constructs a new instance of the pipeline with the same component graph but with a different set of parameters. Not to be confused with python's `__new__` method.

**Parameters**

- **parameters** (dict) – Dictionary with component names as keys and dictionary of that component's parameters as values. An empty dictionary or None implies using all default values for component parameters. Defaults to None.
- **random\_seed** (int) – Seed for the random number generator. Defaults to 0.

**Returns** A new instance of this pipeline with identical components.

**property parameters**(*self*)

Parameter dictionary for this pipeline.

**Returns** Dictionary of all component parameters.

**Return type** dict

**predict**(*self*, *X*, *objective*=None, *X\_train*=None, *y\_train*=None)

Make predictions using selected features.

**Parameters**

- **X** (pd.DataFrame, or np.ndarray) – Data of shape [n\_samples, n\_features].
- **objective** (Object or string) – The objective to use to make predictions.
- **X\_train** (pd.DataFrame or np.ndarray or None) – Training data. Ignored. Only used for time series.
- **y\_train** (pd.Series or None) – Training labels. Ignored. Only used for time series.

**Returns** Predicted values.

**Return type** pd.Series

**save**(*self*, *file\_path*, *pickle\_protocol*=cloudpickle.DEFAULT\_PROTOCOL)

Saves pipeline at file path.

**Parameters**

- **file\_path** (str) – Location to save file.
- **pickle\_protocol** (int) – The pickle data stream format.

**score**(*self*, *X*, *y*, *objectives*, *X\_train*=None, *y\_train*=None)

Evaluate model performance on current and additional objectives.

**Parameters**



- **X** (*pd.DataFrame*, or *np.ndarray*) – Data of shape [n\_samples, n\_features]
- **y** (*pd.Series*, or *np.ndarray*) – True values of length [n\_samples]
- **objectives** (*list*) – Non-empty list of objectives to score on
- **X\_train** (*pd.DataFrame* or *np.ndarray* or *None*) – Training data. Ignored. Only used for time series.
- **y\_train** (*pd.Series* or *None*) – Training labels. Ignored. Only used for time series.

**Returns** Ordered dictionary of objective scores.

**Return type** dict

**property summary**(*self*)

A short summary of the pipeline structure, describing the list of components used.

Example: Logistic Regression Classifier w/ Simple Imputer + One Hot Encoder

**Returns** A string describing the pipeline structure.

**transform**(*self*, *X*, *y=None*)

Transform the input.

**Parameters**

- **X** (*pd.DataFrame*, or *np.ndarray*) – Data of shape [n\_samples, n\_features].
- **y** (*pd.Series*) – The target data of length [n\_samples]. Defaults to None.

**Returns** Transformed output.

**Return type** *pd.DataFrame*

**transform\_all\_but\_final**(*self*, *X*, *y=None*, *X\_train=None*, *y\_train=None*)

Transforms the data by applying all pre-processing components.

**Parameters**

- **X** (*pd.DataFrame*) – Input data to the pipeline to transform.
- **y** (*pd.Series* or *None*) – Targets corresponding to X. Optional.
- **X\_train** (*pd.DataFrame* or *np.ndarray* or *None*) – Training data. Only used for time series.
- **y\_train** (*pd.Series* or *None*) – Training labels. Only used for time series.

**Returns** New transformed features.

**Return type** *pd.DataFrame*

## time\_series\_classification\_pipelines

Pipeline base class for time-series classification problems.

## Module Contents

### Classes Summary

<code>TimeSeriesBinaryClassificationPipeline</code>	Pipeline base class for time series binary classification problems.
<code>TimeSeriesClassificationPipeline</code>	Pipeline base class for time series classification problems.
<code>TimeSeriesMulticlassClassificationPipeline</code>	Pipeline base class for time series multiclass classification problems.

### Contents

`class evalml.pipelines.time_series_classification_pipelines.TimeSeriesBinaryClassificationPipeline(comp`  
`pa-`  
`ram-`  
`e-`  
`ters=`  
`cus-`  
`tom_`  
`ran-`  
`dom_`

Pipeline base class for time series binary classification problems.

#### Parameters

- **component\_graph** (*list or dict*) – List of components in order. Accepts strings or ComponentBase subclasses in the list. Note that when duplicate components are specified in a list, the duplicate component names will be modified with the component’s index in the list. For example, the component graph [Imputer, One Hot Encoder, Imputer, Logistic Regression Classifier] will have names [“Imputer”, “One Hot Encoder”, “Imputer\_2”, “Logistic Regression Classifier”]
- **parameters** (*dict*) – Dictionary with component names as keys and dictionary of that component’s parameters as values. An empty dictionary {} implies using all default values for component parameters. Pipeline-level parameters such as time\_index, gap, and max\_delay must be specified with the “pipeline” key. For example: Pipeline(parameters={“pipeline”: {“time\_index”: “Date”, “max\_delay”: 4, “gap”: 2}}).
- **random\_seed** (*int*) – Seed for the random number generator. Defaults to 0.

#### Example

```
>>> pipeline = TimeSeriesBinaryClassificationPipeline(component_graph=["Simple_
↳ Imputer", "Logistic Regression Classifier"],
...                                                    parameters={"Logistic_
↳ Regression Classifier": {"penalty": "elasticnet",
...
↳ "solver": "liblinear"},
...                                                    "pipeline": {"gap
↳ ": 1, "max_delay": 1, "forecast_horizon": 1, "time_index": "date"}}),
```

(continues on next page)

(continued from previous page)

```

...                                     custom_name="My_
↳TimeSeriesBinary Pipeline")
...
>>> assert pipeline.custom_name == "My TimeSeriesBinary Pipeline"
>>> assert pipeline.component_graph.component_dict.keys() == {'Simple Imputer',
↳'Logistic Regression Classifier'}
...
>>> assert pipeline.parameters == {
...     'Simple Imputer': {'impute_strategy': 'most_frequent', 'fill_value': None},
...     'Logistic Regression Classifier': {'penalty': 'elasticnet',
...                                         'C': 1.0,
...                                         'n_jobs': -1,
...                                         'multi_class': 'auto',
...                                         'solver': 'liblinear'},
...     'pipeline': {'gap': 1, 'max_delay': 1, 'forecast_horizon': 1, 'time_index':
↳"date"}}

```

**Attributes**

<b>prob- lem_type</b>	None
---------------------------	------

**Methods**

<i>can_tune_threshold_with_objective</i>	Determine whether the threshold of a binary classification pipeline can be tuned.
<i>classes_</i>	Gets the class names for the pipeline. Will return None before pipeline is fit.
<i>clone</i>	Constructs a new pipeline with the same components, parameters, and random seed.
<i>create_objectives</i>	Create objective instances from a list of strings or objective classes.
<i>custom_name</i>	Custom name of the pipeline.
<i>dates_needed_for_prediction</i>	Return dates needed to forecast the given date in the future.
<i>dates_needed_for_prediction_range</i>	Return dates needed to forecast the given date in the future.
<i>describe</i>	Outputs pipeline details including component parameters.
<i>feature_importance</i>	Importance associated with each feature. Features dropped by the feature selection are excluded.
<i>fit</i>	Fit a time series classification model.
<i>fit_transform</i>	Fit and transform all components in the component graph, if all components are Transformers.
<i>get_component</i>	Returns component by name.
<i>get_hyperparameter_ranges</i>	Returns hyperparameter ranges from all components as a dictionary.
<i>graph</i>	Generate an image representing the pipeline graph.

continues on next page

Table 10 – continued from previous page

<code>graph_dict</code>	Generates a dictionary with nodes consisting of the component names and parameters, and edges detailing component relationships. This dictionary is JSON serializable in most cases.
<code>graph_feature_importance</code>	Generate a bar graph of the pipeline's feature importance.
<code>inverse_transform</code>	Apply component <code>inverse_transform</code> methods to estimator predictions in reverse order.
<code>load</code>	Loads pipeline at file path.
<code>model_family</code>	Returns model family of this pipeline.
<code>name</code>	Name of the pipeline.
<code>new</code>	Constructs a new instance of the pipeline with the same component graph but with a different set of parameters. Not to be confused with python's <code>__new__</code> method.
<code>optimize_threshold</code>	Optimize the pipeline threshold given the objective to use. Only used for binary problems with objectives whose thresholds can be tuned.
<code>parameters</code>	Parameter dictionary for this pipeline.
<code>predict</code>	Predict on future data where target is not known.
<code>predict_in_sample</code>	Predict on future data where the target is known, e.g. cross validation.
<code>predict_proba</code>	Predict on future data where the target is unknown.
<code>predict_proba_in_sample</code>	Predict on future data where the target is known, e.g. cross validation.
<code>save</code>	Saves pipeline at file path.
<code>score</code>	Evaluate model performance on current and additional objectives.
<code>summary</code>	A short summary of the pipeline structure, describing the list of components used.
<code>threshold</code>	Threshold used to make a prediction. Defaults to <code>None</code> .
<code>transform</code>	Transform the input.
<code>transform_all_but_final</code>	Transforms the data by applying all pre-processing components.

**`can_tune_threshold_with_objective(self, objective)`**

Determine whether the threshold of a binary classification pipeline can be tuned.

**Parameters** `objective` (*ObjectiveBase*) – Primary AutoMLSearch objective.

**Returns** True if the pipeline threshold can be tuned.

**Return type** bool

**`property classes_(self)`**

Gets the class names for the pipeline. Will return `None` before pipeline is fit.

**`clone(self)`**

Constructs a new pipeline with the same components, parameters, and random seed.

**Returns** A new instance of this pipeline with identical components, parameters, and random seed.

**static create\_objectives**(*objectives*)

Create objective instances from a list of strings or objective classes.

**property custom\_name**(*self*)

Custom name of the pipeline.

**dates\_needed\_for\_prediction**(*self, date*)

Return dates needed to forecast the given date in the future.

**Parameters** *date* (*pd.Timestamp*) – Date to forecast in the future.

**Returns** Range of dates needed to forecast the given date.

**Return type** *dates\_needed* (*tuple(pd.Timestamp)*)

**dates\_needed\_for\_prediction\_range**(*self, start\_date, end\_date*)

Return dates needed to forecast the given date in the future.

**Parameters**

- **start\_date** (*pd.Timestamp*) – Start date of range to forecast in the future.
- **end\_date** (*pd.Timestamp*) – End date of range to forecast in the future.

**Returns** Range of dates needed to forecast the given date.

**Return type** *dates\_needed* (*tuple(pd.Timestamp)*)

**Raises** **ValueError** – If *start\_date* doesn't come before *end\_date*

**describe**(*self, return\_dict=False*)

Outputs pipeline details including component parameters.

**Parameters** **return\_dict** (*bool*) – If True, return dictionary of information about pipeline.  
Defaults to False.

**Returns** Dictionary of all component parameters if *return\_dict* is True, else None.

**Return type** *dict*

**property feature\_importance**(*self*)

Importance associated with each feature. Features dropped by the feature selection are excluded.

**Returns** Feature names and their corresponding importance

**Return type** *pd.DataFrame*

**fit**(*self, X, y*)

Fit a time series classification model.

**Parameters**

- **X** (*pd.DataFrame* or *np.ndarray*) – The input training data of shape [*n\_samples*, *n\_features*]
- **y** (*pd.Series*, *np.ndarray*) – The target training labels of length [*n\_samples*]

**Returns** *self*

**Raises** **ValueError** – If the number of unique classes in *y* are not appropriate for the type of pipeline.

**fit\_transform**(*self*, *X*, *y*)

Fit and transform all components in the component graph, if all components are Transformers.

**Parameters**

- **X** (*pd.DataFrame*) – Input features of shape [n\_samples, n\_features].
- **y** (*pd.Series*) – The target data of length [n\_samples].

**Returns** Transformed output.

**Return type** *pd.DataFrame*

**Raises** **ValueError** – If final component is an Estimator.

**get\_component**(*self*, *name*)

Returns component by name.

**Parameters** **name** (*str*) – Name of component.

**Returns** Component to return

**Return type** Component

**get\_hyperparameter\_ranges**(*self*, *custom\_hyperparameters*)

Returns hyperparameter ranges from all components as a dictionary.

**Parameters** **custom\_hyperparameters** (*dict*) – Custom hyperparameters for the pipeline.

**Returns** Dictionary of hyperparameter ranges for each component in the pipeline.

**Return type** *dict*

**graph**(*self*, *filepath=None*)

Generate an image representing the pipeline graph.

**Parameters** **filepath** (*str*, *optional*) – Path to where the graph should be saved. If set to None (as by default), the graph will not be saved.

**Returns** Graph object that can be directly displayed in Jupyter notebooks.

**Return type** *graphviz.Digraph*

**Raises**

- **RuntimeError** – If graphviz is not installed.
- **ValueError** – If path is not writeable.

**graph\_dict**(*self*)

Generates a dictionary with nodes consisting of the component names and parameters, and edges detailing component relationships. This dictionary is JSON serializable in most cases.

*x\_edges* specifies from which component feature data is being passed. *y\_edges* specifies from which component target data is being passed. This can be used to build graphs across a variety of visualization tools. Template: {"Nodes": {"component\_name": {"Name": class\_name, "Parameters": parameters\_attributes}, ...}, "x\_edges": [[from\_component\_name, to\_component\_name], [from\_component\_name, to\_component\_name], ...], "y\_edges": [[from\_component\_name, to\_component\_name], [from\_component\_name, to\_component\_name], ...]}

**Returns** A dictionary representing the DAG structure.

**Return type** *dag\_dict* (*dict*)

**graph\_feature\_importance**(*self*, *importance\_threshold=0*)

Generate a bar graph of the pipeline's feature importance.

**Parameters** **importance\_threshold** (*float*, *optional*) – If provided, graph features with a permutation importance whose absolute value is larger than *importance\_threshold*. Defaults to zero.

**Returns** A bar graph showing features and their corresponding importance.

**Return type** `plotly.Figure`

**Raises** **ValueError** – If importance threshold is not valid.

**inverse\_transform**(*self*, *y*)

Apply component `inverse_transform` methods to estimator predictions in reverse order.

Components that implement `inverse_transform` are `PolynomialDecomposer`, `LogTransformer`, `LabelEncoder` (tbd).

**Parameters** **y** (*pd.Series*) – Final component features.

**Returns** The inverse transform of the target.

**Return type** `pd.Series`

**static load**(*file\_path: Union[str, io.BytesIO]*)

Loads pipeline at file path.

**Parameters** **file\_path** (*str/BytesIO*) – load filepath or a `BytesIO` object.

**Returns** `PipelineBase` object

**property model\_family**(*self*)

Returns model family of this pipeline.

**property name**(*self*)

Name of the pipeline.

**new**(*self*, *parameters*, *random\_seed=0*)

Constructs a new instance of the pipeline with the same component graph but with a different set of parameters. Not to be confused with python's `__new__` method.

**Parameters**

- **parameters** (*dict*) – Dictionary with component names as keys and dictionary of that component's parameters as values. An empty dictionary or `None` implies using all default values for component parameters. Defaults to `None`.
- **random\_seed** (*int*) – Seed for the random number generator. Defaults to 0.

**Returns** A new instance of this pipeline with identical components.

**optimize\_threshold**(*self*, *X*, *y*, *y\_pred\_proba*, *objective*)

Optimize the pipeline threshold given the objective to use. Only used for binary problems with objectives whose thresholds can be tuned.

**Parameters**

- **X** (*pd.DataFrame*) – Input features.
- **y** (*pd.Series*) – Input target values.
- **y\_pred\_proba** (*pd.Series*) – The predicted probabilities of the target outputted by the pipeline.

- **objective** (*ObjectiveBase*) – The objective to threshold with. Must have a tunable threshold.

**Raises** **ValueError** – If objective is not optimizable.

**property** **parameters**(*self*)

Parameter dictionary for this pipeline.

**Returns** Dictionary of all component parameters.

**Return type** dict

**predict**(*self*, *X*, *objective=None*, *X\_train=None*, *y\_train=None*)

Predict on future data where target is not known.

**Parameters**

- **X** (*pd.DataFrame*, or *np.ndarray*) – Data of shape [n\_samples, n\_features].
- **objective** (*Object* or *string*) – The objective to use to make predictions.
- **X\_train** (*pd.DataFrame* or *np.ndarray* or *None*) – Training data.
- **y\_train** (*pd.Series* or *None*) – Training labels.

**Raises** **ValueError** – If X\_train and/or y\_train are None or if final component is not an Estimator.

**Returns** Predictions.

**predict\_in\_sample**(*self*, *X*, *y*, *X\_train*, *y\_train*, *objective=None*)

Predict on future data where the target is known, e.g. cross validation.

**Parameters**

- **X** (*pd.DataFrame*) – Future data of shape [n\_samples, n\_features].
- **y** (*pd.Series*) – Future target of shape [n\_samples].
- **X\_train** (*pd.DataFrame*) – Data the pipeline was trained on of shape [n\_samples\_train, n\_features].
- **y\_train** (*pd.Series*) – Targets used to train the pipeline of shape [n\_samples\_train].
- **objective** (*ObjectiveBase*, *str*) – Objective used to threshold predicted probabilities, optional. Defaults to None.

**Returns** Estimated labels.

**Return type** *pd.Series*

**Raises** **ValueError** – If objective is not defined for time-series binary classification problems.

**predict\_proba**(*self*, *X*, *X\_train=None*, *y\_train=None*)

Predict on future data where the target is unknown.

**Parameters**

- **X** (*pd.DataFrame* or *np.ndarray*) – Future data of shape [n\_samples, n\_features].
- **X\_train** (*pd.DataFrame*, *np.ndarray*) – Data the pipeline was trained on of shape [n\_samples\_train, n\_features].
- **y\_train** (*pd.Series*, *np.ndarray*) – Targets used to train the pipeline of shape [n\_samples\_train].

**Returns** Estimated probabilities.



**Return type** `pd.Series`

**Raises** **ValueError** – If final component is not an Estimator.

**predict\_proba\_in\_sample**(*self*, *X\_holdout*, *y\_holdout*, *X\_train*, *y\_train*)

Predict on future data where the target is known, e.g. cross validation.

**Parameters**

- **X\_holdout** (*pd.DataFrame* or *np.ndarray*) – Future data of shape `[n_samples, n_features]`.
- **y\_holdout** (*pd.Series*, *np.ndarray*) – Future target of shape `[n_samples]`.
- **X\_train** (*pd.DataFrame*, *np.ndarray*) – Data the pipeline was trained on of shape `[n_samples_train, n_features]`.
- **y\_train** (*pd.Series*, *np.ndarray*) – Targets used to train the pipeline of shape `[n_samples_train]`.

**Returns** Estimated probabilities.

**Return type** `pd.Series`

**Raises** **ValueError** – If the final component is not an Estimator.

**save**(*self*, *file\_path*, *pickle\_protocol=cloudpickle.DEFAULT\_PROTOCOL*)

Saves pipeline at file path.

**Parameters**

- **file\_path** (*str*) – Location to save file.
- **pickle\_protocol** (*int*) – The pickle data stream format.

**score**(*self*, *X*, *y*, *objectives*, *X\_train=None*, *y\_train=None*)

Evaluate model performance on current and additional objectives.

**Parameters**

- **X** (*pd.DataFrame* or *np.ndarray*) – Data of shape `[n_samples, n_features]`.
- **y** (*pd.Series*) – True labels of length `[n_samples]`.
- **objectives** (*list*) – Non-empty list of objectives to score on.
- **X\_train** (*pd.DataFrame*, *np.ndarray*) – Data the pipeline was trained on of shape `[n_samples_train, n_features]`.
- **y\_train** (*pd.Series*, *np.ndarray*) – Targets used to train the pipeline of shape `[n_samples_train]`.

**Returns** Ordered dictionary of objective scores.

**Return type** `dict`

**property summary**(*self*)

A short summary of the pipeline structure, describing the list of components used.

Example: Logistic Regression Classifier w/ Simple Imputer + One Hot Encoder

**Returns** A string describing the pipeline structure.

**property threshold**(*self*)

Threshold used to make a prediction. Defaults to None.

**transform**(*self*, *X*, *y=None*)

Transform the input.

**Parameters**

- **X** (*pd.DataFrame*, or *np.ndarray*) – Data of shape [n\_samples, n\_features].
- **y** (*pd.Series*) – The target data of length [n\_samples]. Defaults to None.

**Returns** Transformed output.

**Return type** *pd.DataFrame*

**transform\_all\_but\_final**(*self*, *X*, *y=None*, *X\_train=None*, *y\_train=None*, *calculating\_residuals=False*)

Transforms the data by applying all pre-processing components.

**Parameters**

- **X** (*pd.DataFrame*) – Input data to the pipeline to transform.
- **y** (*pd.Series*) – Targets corresponding to the pipeline targets.
- **X\_train** (*pd.DataFrame*) – Training data used to generate features from past observations.
- **y\_train** (*pd.Series*) – Training targets used to generate features from past observations.
- **calculating\_residuals** (*bool*) – Whether we’re calling `predict_in_sample` to calculate the residuals. This means the *X* and *y* arguments are not future data, but actually the train data.

**Returns** New transformed features.

**Return type** *pd.DataFrame*

**class evalml.pipelines.time\_series\_classification\_pipelines.TimeSeriesClassificationPipeline**(*component\_graph*, *parameters=None*, *random\_seed=0*)

Pipeline base class for time series classification problems.

**Parameters**

- **component\_graph** (*ComponentGraph*, *list*, *dict*) – *ComponentGraph* instance, list of components in order, or dictionary of components. Accepts strings or *ComponentBase* subclasses in the list. Note that when duplicate components are specified in a list, the duplicate component names will be modified with the component’s index in the list. For example, the component graph [Imputer, One Hot Encoder, Imputer, Logistic Regression Classifier] will have names [“Imputer”, “One Hot Encoder”, “Imputer\_2”, “Logistic Regression Classifier”]
- **parameters** (*dict*) – Dictionary with component names as keys and dictionary of that component’s parameters as values. An empty dictionary { } implies using all default values for component parameters. Pipeline-level parameters such as *time\_index*, *gap*, and *max\_delay* must be specified with the “pipeline” key. For example: Pipeline(parameters={“pipeline”: {“time\_index”: “Date”, “max\_delay”: 4, “gap”: 2}}).
- **random\_seed** (*int*) – Seed for the random number generator. Defaults to 0.

**Attributes**

<b>problem_type</b>	None
---------------------	------

**Methods**

<i>can_tune_threshold_with_objective</i>	Determine whether the threshold of a binary classification pipeline can be tuned.
<i>classes_</i>	Gets the class names for the pipeline. Will return None before pipeline is fit.
<i>clone</i>	Constructs a new pipeline with the same components, parameters, and random seed.
<i>create_objectives</i>	Create objective instances from a list of strings or objective classes.
<i>custom_name</i>	Custom name of the pipeline.
<i>dates_needed_for_prediction</i>	Return dates needed to forecast the given date in the future.
<i>dates_needed_for_prediction_range</i>	Return dates needed to forecast the given date in the future.
<i>describe</i>	Outputs pipeline details including component parameters.
<i>feature_importance</i>	Importance associated with each feature. Features dropped by the feature selection are excluded.
<i>fit</i>	Fit a time series classification model.
<i>fit_transform</i>	Fit and transform all components in the component graph, if all components are Transformers.
<i>get_component</i>	Returns component by name.
<i>get_hyperparameter_ranges</i>	Returns hyperparameter ranges from all components as a dictionary.
<i>graph</i>	Generate an image representing the pipeline graph.
<i>graph_dict</i>	Generates a dictionary with nodes consisting of the component names and parameters, and edges detailing component relationships. This dictionary is JSON serializable in most cases.
<i>graph_feature_importance</i>	Generate a bar graph of the pipeline's feature importance.
<i>inverse_transform</i>	Apply component <code>inverse_transform</code> methods to estimator predictions in reverse order.
<i>load</i>	Loads pipeline at file path.
<i>model_family</i>	Returns model family of this pipeline.
<i>name</i>	Name of the pipeline.
<i>new</i>	Constructs a new instance of the pipeline with the same component graph but with a different set of parameters. Not to be confused with python's <code>__new__</code> method.
<i>parameters</i>	Parameter dictionary for this pipeline.
<i>predict</i>	Predict on future data where target is not known.
<i>predict_in_sample</i>	Predict on future data where the target is known, e.g. cross validation.
<i>predict_proba</i>	Predict on future data where the target is unknown.

continues on next page

Table 11 – continued from previous page

<code>predict_proba_in_sample</code>	Predict on future data where the target is known, e.g. cross validation.
<code>save</code>	Saves pipeline at file path.
<code>score</code>	Evaluate model performance on current and additional objectives.
<code>summary</code>	A short summary of the pipeline structure, describing the list of components used.
<code>transform</code>	Transform the input.
<code>transform_all_but_final</code>	Transforms the data by applying all pre-processing components.

**can\_tune\_threshold\_with\_objective**(*self*, *objective*)

Determine whether the threshold of a binary classification pipeline can be tuned.

**Parameters** **objective** (*ObjectiveBase*) – Primary AutoMLSearch objective.

**Returns** True if the pipeline threshold can be tuned.

**Return type** bool

**property classes\_**(*self*)

Gets the class names for the pipeline. Will return None before pipeline is fit.

**clone**(*self*)

Constructs a new pipeline with the same components, parameters, and random seed.

**Returns** A new instance of this pipeline with identical components, parameters, and random seed.

**static create\_objectives**(*objectives*)

Create objective instances from a list of strings or objective classes.

**property custom\_name**(*self*)

Custom name of the pipeline.

**dates\_needed\_for\_prediction**(*self*, *date*)

Return dates needed to forecast the given date in the future.

**Parameters** **date** (*pd.Timestamp*) – Date to forecast in the future.

**Returns** Range of dates needed to forecast the given date.

**Return type** dates\_needed (tuple(*pd.Timestamp*))

**dates\_needed\_for\_prediction\_range**(*self*, *start\_date*, *end\_date*)

Return dates needed to forecast the given date in the future.

**Parameters**

- **start\_date** (*pd.Timestamp*) – Start date of range to forecast in the future.
- **end\_date** (*pd.Timestamp*) – End date of range to forecast in the future.

**Returns** Range of dates needed to forecast the given date.

**Return type** dates\_needed (tuple(*pd.Timestamp*))

**Raises** **ValueError** – If start\_date doesn't come before end\_date

**describe**(*self*, *return\_dict=False*)

Outputs pipeline details including component parameters.

**Parameters** **return\_dict** (*bool*) – If True, return dictionary of information about pipeline. Defaults to False.

**Returns** Dictionary of all component parameters if *return\_dict* is True, else None.

**Return type** dict

**property feature\_importance**(*self*)

Importance associated with each feature. Features dropped by the feature selection are excluded.

**Returns** Feature names and their corresponding importance

**Return type** pd.DataFrame

**fit**(*self*, *X*, *y*)

Fit a time series classification model.

**Parameters**

- **X** (*pd.DataFrame* or *np.ndarray*) – The input training data of shape [n\_samples, n\_features]
- **y** (*pd.Series*, *np.ndarray*) – The target training labels of length [n\_samples]

**Returns** self

**Raises** **ValueError** – If the number of unique classes in *y* are not appropriate for the type of pipeline.

**fit\_transform**(*self*, *X*, *y*)

Fit and transform all components in the component graph, if all components are Transformers.

**Parameters**

- **X** (*pd.DataFrame*) – Input features of shape [n\_samples, n\_features].
- **y** (*pd.Series*) – The target data of length [n\_samples].

**Returns** Transformed output.

**Return type** pd.DataFrame

**Raises** **ValueError** – If final component is an Estimator.

**get\_component**(*self*, *name*)

Returns component by name.

**Parameters** **name** (*str*) – Name of component.

**Returns** Component to return

**Return type** Component

**get\_hyperparameter\_ranges**(*self*, *custom\_hyperparameters*)

Returns hyperparameter ranges from all components as a dictionary.

**Parameters** **custom\_hyperparameters** (*dict*) – Custom hyperparameters for the pipeline.

**Returns** Dictionary of hyperparameter ranges for each component in the pipeline.

**Return type** dict

**graph**(*self*, *filepath=None*)

Generate an image representing the pipeline graph.

**Parameters** **filepath** (*str*, *optional*) – Path to where the graph should be saved. If set to None (as by default), the graph will not be saved.

**Returns** Graph object that can be directly displayed in Jupyter notebooks.

**Return type** graphviz.Digraph

**Raises**

- **RuntimeError** – If graphviz is not installed.
- **ValueError** – If path is not writeable.

**graph\_dict**(*self*)

Generates a dictionary with nodes consisting of the component names and parameters, and edges detailing component relationships. This dictionary is JSON serializable in most cases.

*x\_edges* specifies from which component feature data is being passed. *y\_edges* specifies from which component target data is being passed. This can be used to build graphs across a variety of visualization tools. Template: {"Nodes": {"component\_name": {"Name": class\_name, "Parameters": parameters\_attributes}, ...}, "x\_edges": [[from\_component\_name, to\_component\_name], [from\_component\_name, to\_component\_name], ...], "y\_edges": [[from\_component\_name, to\_component\_name], [from\_component\_name, to\_component\_name], ...]}

**Returns** A dictionary representing the DAG structure.

**Return type** dag\_dict (dict)

**graph\_feature\_importance**(*self*, *importance\_threshold=0*)

Generate a bar graph of the pipeline's feature importance.

**Parameters** **importance\_threshold** (*float*, *optional*) – If provided, graph features with a permutation importance whose absolute value is larger than *importance\_threshold*. Defaults to zero.

**Returns** A bar graph showing features and their corresponding importance.

**Return type** plotly.Figure

**Raises** **ValueError** – If importance threshold is not valid.

**inverse\_transform**(*self*, *y*)

Apply component *inverse\_transform* methods to estimator predictions in reverse order.

Components that implement *inverse\_transform* are PolynomialDecomposer, LogTransformer, LabelEncoder (tbd).

**Parameters** **y** (*pd.Series*) – Final component features.

**Returns** The inverse transform of the target.

**Return type** pd.Series

**static load**(*file\_path: Union[str, io.BytesIO]*)

Loads pipeline at file path.

**Parameters** **file\_path** (*str/BytesIO*) – load filepath or a BytesIO object.

**Returns** PipelineBase object

**property** `model_family(self)`

Returns model family of this pipeline.

**property** `name(self)`

Name of the pipeline.

**new**(*self*, *parameters*, *random\_seed=0*)

Constructs a new instance of the pipeline with the same component graph but with a different set of parameters. Not to be confused with python's `__new__` method.

#### Parameters

- **parameters** (*dict*) – Dictionary with component names as keys and dictionary of that component's parameters as values. An empty dictionary or None implies using all default values for component parameters. Defaults to None.
- **random\_seed** (*int*) – Seed for the random number generator. Defaults to 0.

**Returns** A new instance of this pipeline with identical components.

**property** `parameters(self)`

Parameter dictionary for this pipeline.

**Returns** Dictionary of all component parameters.

**Return type** dict

**predict**(*self*, *X*, *objective=None*, *X\_train=None*, *y\_train=None*)

Predict on future data where target is not known.

#### Parameters

- **X** (*pd.DataFrame*, or *np.ndarray*) – Data of shape [n\_samples, n\_features].
- **objective** (*Object* or *string*) – The objective to use to make predictions.
- **X\_train** (*pd.DataFrame* or *np.ndarray* or *None*) – Training data.
- **y\_train** (*pd.Series* or *None*) – Training labels.

**Raises** **ValueError** – If X\_train and/or y\_train are None or if final component is not an Estimator.

**Returns** Predictions.

**predict\_in\_sample**(*self*, *X*, *y*, *X\_train*, *y\_train*, *objective=None*)

Predict on future data where the target is known, e.g. cross validation.

Note: we cast y as ints first to address boolean values that may be returned from calculating predictions which we would not be able to otherwise transform if we originally had integer targets.

#### Parameters

- **X** (*pd.DataFrame* or *np.ndarray*) – Future data of shape [n\_samples, n\_features].
- **y** (*pd.Series*, *np.ndarray*) – Future target of shape [n\_samples].
- **X\_train** (*pd.DataFrame*, *np.ndarray*) – Data the pipeline was trained on of shape [n\_samples\_train, n\_features].
- **y\_train** (*pd.Series*, *np.ndarray*) – Targets used to train the pipeline of shape [n\_samples\_train].
- **objective** (*ObjectiveBase*, *str*, *None*) – Objective used to threshold predicted probabilities, optional.

**Returns** Estimated labels.

**Return type** `pd.Series`

**Raises** **ValueError** – If final component is not an Estimator.

**predict\_proba**(*self*, *X*, *X\_train=None*, *y\_train=None*)

Predict on future data where the target is unknown.

**Parameters**

- **X** (*pd.DataFrame* or *np.ndarray*) – Future data of shape `[n_samples, n_features]`.
- **X\_train** (*pd.DataFrame*, *np.ndarray*) – Data the pipeline was trained on of shape `[n_samples_train, n_features]`.
- **y\_train** (*pd.Series*, *np.ndarray*) – Targets used to train the pipeline of shape `[n_samples_train]`.

**Returns** Estimated probabilities.

**Return type** `pd.Series`

**Raises** **ValueError** – If final component is not an Estimator.

**predict\_proba\_in\_sample**(*self*, *X\_holdout*, *y\_holdout*, *X\_train*, *y\_train*)

Predict on future data where the target is known, e.g. cross validation.

**Parameters**

- **X\_holdout** (*pd.DataFrame* or *np.ndarray*) – Future data of shape `[n_samples, n_features]`.
- **y\_holdout** (*pd.Series*, *np.ndarray*) – Future target of shape `[n_samples]`.
- **X\_train** (*pd.DataFrame*, *np.ndarray*) – Data the pipeline was trained on of shape `[n_samples_train, n_features]`.
- **y\_train** (*pd.Series*, *np.ndarray*) – Targets used to train the pipeline of shape `[n_samples_train]`.

**Returns** Estimated probabilities.

**Return type** `pd.Series`

**Raises** **ValueError** – If the final component is not an Estimator.

**save**(*self*, *file\_path*, *pickle\_protocol=cloudpickle.DEFAULT\_PROTOCOL*)

Saves pipeline at file path.

**Parameters**

- **file\_path** (*str*) – Location to save file.
- **pickle\_protocol** (*int*) – The pickle data stream format.

**score**(*self*, *X*, *y*, *objectives*, *X\_train=None*, *y\_train=None*)

Evaluate model performance on current and additional objectives.

**Parameters**

- **X** (*pd.DataFrame* or *np.ndarray*) – Data of shape `[n_samples, n_features]`.
- **y** (*pd.Series*) – True labels of length `[n_samples]`.
- **objectives** (*list*) – Non-empty list of objectives to score on.



- **X\_train** (*pd.DataFrame*, *np.ndarray*) – Data the pipeline was trained on of shape [n\_samples\_train, n\_features].
- **y\_train** (*pd.Series*, *np.ndarray*) – Targets used to train the pipeline of shape [n\_samples\_train].

**Returns** Ordered dictionary of objective scores.

**Return type** dict

**property summary**(*self*)

A short summary of the pipeline structure, describing the list of components used.

Example: Logistic Regression Classifier w/ Simple Imputer + One Hot Encoder

**Returns** A string describing the pipeline structure.

**transform**(*self*, *X*, *y=None*)

Transform the input.

**Parameters**

- **X** (*pd.DataFrame*, or *np.ndarray*) – Data of shape [n\_samples, n\_features].
- **y** (*pd.Series*) – The target data of length [n\_samples]. Defaults to None.

**Returns** Transformed output.

**Return type** *pd.DataFrame*

**transform\_all\_but\_final**(*self*, *X*, *y=None*, *X\_train=None*, *y\_train=None*, *calculating\_residuals=False*)

Transforms the data by applying all pre-processing components.

**Parameters**

- **X** (*pd.DataFrame*) – Input data to the pipeline to transform.
- **y** (*pd.Series*) – Targets corresponding to the pipeline targets.
- **X\_train** (*pd.DataFrame*) – Training data used to generate features from past observations.
- **y\_train** (*pd.Series*) – Training targets used to generate features from past observations.
- **calculating\_residuals** (*bool*) – Whether we’re calling `predict_in_sample` to calculate the residuals. This means the X and y arguments are not future data, but actually the train data.

**Returns** New transformed features.

**Return type** *pd.DataFrame*

**class** evalml.pipelines.time\_series\_classification\_pipelines.**TimeSeriesMulticlassClassificationPipeline**(

Pipeline base class for time series multiclass classification problems.

**Parameters**

- **component\_graph** (*list or dict*) – List of components in order. Accepts strings or ComponentBase subclasses in the list. Note that when duplicate components are specified in a list, the duplicate component names will be modified with the component’s index in the list. For example, the component graph [Imputer, One Hot Encoder, Imputer, Logistic Regression Classifier] will have names [“Imputer”, “One Hot Encoder”, “Imputer\_2”, “Logistic Regression Classifier”]
- **parameters** (*dict*) – Dictionary with component names as keys and dictionary of that component’s parameters as values. An empty dictionary {} implies using all default values for component parameters. Pipeline-level parameters such as time\_index, gap, and max\_delay must be specified with the “pipeline” key. For example: Pipeline(parameters={“pipeline”: {“time\_index”: “Date”, “max\_delay”: 4, “gap”: 2}}).
- **random\_seed** (*int*) – Seed for the random number generator. Defaults to 0.

### Example

```
>>> pipeline = TimeSeriesMulticlassClassificationPipeline(component_graph=["Simple_
↳ Imputer", "Logistic Regression Classifier"],
...                                                         parameters={"Logistic_
↳ Regression Classifier": {"penalty": "elasticnet",
...                         "solver": "liblinear"},
...                                                         "pipeline": {
↳ "gap": 1, "max_delay": 1, "forecast_horizon": 1, "time_index": "date"}},
...                                                         custom_name="My_
↳ TimeSeriesMulticlass Pipeline")
>>> assert pipeline.custom_name == "My TimeSeriesMulticlass Pipeline"
>>> assert pipeline.component_graph.component_dict.keys() == {'Simple Imputer',
↳ 'Logistic Regression Classifier'}
>>> assert pipeline.parameters == {
...     'Simple Imputer': {'impute_strategy': 'most_frequent', 'fill_value': None},
...     'Logistic Regression Classifier': {'penalty': 'elasticnet',
...                                         'C': 1.0,
...                                         'n_jobs': -1,
...                                         'multi_class': 'auto',
...                                         'solver': 'liblinear'},
...     'pipeline': {'gap': 1, 'max_delay': 1, 'forecast_horizon': 1, 'time_index':
↳ "date"}}
```

### Attributes

<b>problem_type</b>	ProblemTypes.TIME_SERIES_MULTICLASS
---------------------	-------------------------------------

### Methods

<i>can_tune_threshold_with_objective</i>	Determine whether the threshold of a binary classification pipeline can be tuned.
<i>classes_</i>	Gets the class names for the pipeline. Will return None before pipeline is fit.

continues on next page

Table 12 – continued from previous page

<i>clone</i>	Constructs a new pipeline with the same components, parameters, and random seed.
<i>create_objectives</i>	Create objective instances from a list of strings or objective classes.
<i>custom_name</i>	Custom name of the pipeline.
<i>dates_needed_for_prediction</i>	Return dates needed to forecast the given date in the future.
<i>dates_needed_for_prediction_range</i>	Return dates needed to forecast the given date in the future.
<i>describe</i>	Outputs pipeline details including component parameters.
<i>feature_importance</i>	Importance associated with each feature. Features dropped by the feature selection are excluded.
<i>fit</i>	Fit a time series classification model.
<i>fit_transform</i>	Fit and transform all components in the component graph, if all components are Transformers.
<i>get_component</i>	Returns component by name.
<i>get_hyperparameter_ranges</i>	Returns hyperparameter ranges from all components as a dictionary.
<i>graph</i>	Generate an image representing the pipeline graph.
<i>graph_dict</i>	Generates a dictionary with nodes consisting of the component names and parameters, and edges detailing component relationships. This dictionary is JSON serializable in most cases.
<i>graph_feature_importance</i>	Generate a bar graph of the pipeline's feature importance.
<i>inverse_transform</i>	Apply component <code>inverse_transform</code> methods to estimator predictions in reverse order.
<i>load</i>	Loads pipeline at file path.
<i>model_family</i>	Returns model family of this pipeline.
<i>name</i>	Name of the pipeline.
<i>new</i>	Constructs a new instance of the pipeline with the same component graph but with a different set of parameters. Not to be confused with python's <code>__new__</code> method.
<i>parameters</i>	Parameter dictionary for this pipeline.
<i>predict</i>	Predict on future data where target is not known.
<i>predict_in_sample</i>	Predict on future data where the target is known, e.g. cross validation.
<i>predict_proba</i>	Predict on future data where the target is unknown.
<i>predict_proba_in_sample</i>	Predict on future data where the target is known, e.g. cross validation.
<i>save</i>	Saves pipeline at file path.
<i>score</i>	Evaluate model performance on current and additional objectives.
<i>summary</i>	A short summary of the pipeline structure, describing the list of components used.
<i>transform</i>	Transform the input.
<i>transform_all_but_final</i>	Transforms the data by applying all pre-processing components.

`can_tune_threshold_with_objective(self, objective)`

Determine whether the threshold of a binary classification pipeline can be tuned.

**Parameters** **objective** (*ObjectiveBase*) – Primary AutoMLSearch objective.

**Returns** True if the pipeline threshold can be tuned.

**Return type** bool

**property** **classes\_**(*self*)

Gets the class names for the pipeline. Will return None before pipeline is fit.

**clone**(*self*)

Constructs a new pipeline with the same components, parameters, and random seed.

**Returns** A new instance of this pipeline with identical components, parameters, and random seed.

**static** **create\_objectives**(*objectives*)

Create objective instances from a list of strings or objective classes.

**property** **custom\_name**(*self*)

Custom name of the pipeline.

**dates\_needed\_for\_prediction**(*self, date*)

Return dates needed to forecast the given date in the future.

**Parameters** **date** (*pd.Timestamp*) – Date to forecast in the future.

**Returns** Range of dates needed to forecast the given date.

**Return type** dates\_needed (tuple(*pd.Timestamp*))

**dates\_needed\_for\_prediction\_range**(*self, start\_date, end\_date*)

Return dates needed to forecast the given date in the future.

**Parameters**

- **start\_date** (*pd.Timestamp*) – Start date of range to forecast in the future.
- **end\_date** (*pd.Timestamp*) – End date of range to forecast in the future.

**Returns** Range of dates needed to forecast the given date.

**Return type** dates\_needed (tuple(*pd.Timestamp*))

**Raises** **ValueError** – If start\_date doesn't come before end\_date

**describe**(*self, return\_dict=False*)

Outputs pipeline details including component parameters.

**Parameters** **return\_dict** (*bool*) – If True, return dictionary of information about pipeline. Defaults to False.

**Returns** Dictionary of all component parameters if return\_dict is True, else None.

**Return type** dict

**property** **feature\_importance**(*self*)

Importance associated with each feature. Features dropped by the feature selection are excluded.

**Returns** Feature names and their corresponding importance

**Return type** *pd.DataFrame*

**fit**(*self*, *X*, *y*)

Fit a time series classification model.

**Parameters**

- **X** (*pd.DataFrame* or *np.ndarray*) – The input training data of shape [n\_samples, n\_features]
- **y** (*pd.Series*, *np.ndarray*) – The target training labels of length [n\_samples]

**Returns** *self*

**Raises** **ValueError** – If the number of unique classes in *y* are not appropriate for the type of pipeline.

**fit\_transform**(*self*, *X*, *y*)

Fit and transform all components in the component graph, if all components are Transformers.

**Parameters**

- **X** (*pd.DataFrame*) – Input features of shape [n\_samples, n\_features].
- **y** (*pd.Series*) – The target data of length [n\_samples].

**Returns** Transformed output.

**Return type** *pd.DataFrame*

**Raises** **ValueError** – If final component is an Estimator.

**get\_component**(*self*, *name*)

Returns component by name.

**Parameters** **name** (*str*) – Name of component.

**Returns** Component to return

**Return type** Component

**get\_hyperparameter\_ranges**(*self*, *custom\_hyperparameters*)

Returns hyperparameter ranges from all components as a dictionary.

**Parameters** **custom\_hyperparameters** (*dict*) – Custom hyperparameters for the pipeline.

**Returns** Dictionary of hyperparameter ranges for each component in the pipeline.

**Return type** *dict*

**graph**(*self*, *filepath=None*)

Generate an image representing the pipeline graph.

**Parameters** **filepath** (*str*, *optional*) – Path to where the graph should be saved. If set to *None* (as by default), the graph will not be saved.

**Returns** Graph object that can be directly displayed in Jupyter notebooks.

**Return type** *graphviz.Digraph*

**Raises**

- **RuntimeError** – If *graphviz* is not installed.
- **ValueError** – If path is not writeable.

**graph\_dict**(*self*)

Generates a dictionary with nodes consisting of the component names and parameters, and edges detailing component relationships. This dictionary is JSON serializable in most cases.

*x\_edges* specifies from which component feature data is being passed. *y\_edges* specifies from which component target data is being passed. This can be used to build graphs across a variety of visualization tools. Template: {"Nodes": {"component\_name": {"Name": class\_name, "Parameters": parameters\_attributes}, ...}}, "x\_edges": [[from\_component\_name, to\_component\_name], [from\_component\_name, to\_component\_name], ...], "y\_edges": [[from\_component\_name, to\_component\_name], [from\_component\_name, to\_component\_name], ...]}

**Returns** A dictionary representing the DAG structure.

**Return type** dag\_dict (dict)

**graph\_feature\_importance**(*self*, *importance\_threshold=0*)

Generate a bar graph of the pipeline's feature importance.

**Parameters** **importance\_threshold** (*float*, *optional*) – If provided, graph features with a permutation importance whose absolute value is larger than *importance\_threshold*. Defaults to zero.

**Returns** A bar graph showing features and their corresponding importance.

**Return type** plotly.Figure

**Raises** **ValueError** – If importance threshold is not valid.

**inverse\_transform**(*self*, *y*)

Apply component *inverse\_transform* methods to estimator predictions in reverse order.

Components that implement *inverse\_transform* are PolynomialDecomposer, LogTransformer, LabelEncoder (tbd).

**Parameters** **y** (*pd.Series*) – Final component features.

**Returns** The inverse transform of the target.

**Return type** pd.Series

**static load**(*file\_path: Union[str, io.BytesIO]*)

Loads pipeline at file path.

**Parameters** **file\_path** (*str/BytesIO*) – load filepath or a BytesIO object.

**Returns** PipelineBase object

**property model\_family**(*self*)

Returns model family of this pipeline.

**property name**(*self*)

Name of the pipeline.

**new**(*self*, *parameters*, *random\_seed=0*)

Constructs a new instance of the pipeline with the same component graph but with a different set of parameters. Not to be confused with python's `__new__` method.

**Parameters**

- **parameters** (*dict*) – Dictionary with component names as keys and dictionary of that component's parameters as values. An empty dictionary or None implies using all default values for component parameters. Defaults to None.

- **random\_seed** (*int*) – Seed for the random number generator. Defaults to 0.

**Returns** A new instance of this pipeline with identical components.

**property parameters**(*self*)

Parameter dictionary for this pipeline.

**Returns** Dictionary of all component parameters.

**Return type** dict

**predict**(*self*, *X*, *objective=None*, *X\_train=None*, *y\_train=None*)

Predict on future data where target is not known.

**Parameters**

- **X** (*pd.DataFrame*, or *np.ndarray*) – Data of shape [n\_samples, n\_features].
- **objective** (*Object* or *string*) – The objective to use to make predictions.
- **X\_train** (*pd.DataFrame* or *np.ndarray* or *None*) – Training data.
- **y\_train** (*pd.Series* or *None*) – Training labels.

**Raises ValueError** – If X\_train and/or y\_train are None or if final component is not an Estimator.

**Returns** Predictions.

**predict\_in\_sample**(*self*, *X*, *y*, *X\_train*, *y\_train*, *objective=None*)

Predict on future data where the target is known, e.g. cross validation.

Note: we cast y as ints first to address boolean values that may be returned from calculating predictions which we would not be able to otherwise transform if we originally had integer targets.

**Parameters**

- **X** (*pd.DataFrame* or *np.ndarray*) – Future data of shape [n\_samples, n\_features].
- **y** (*pd.Series*, *np.ndarray*) – Future target of shape [n\_samples].
- **X\_train** (*pd.DataFrame*, *np.ndarray*) – Data the pipeline was trained on of shape [n\_samples\_train, n\_features].
- **y\_train** (*pd.Series*, *np.ndarray*) – Targets used to train the pipeline of shape [n\_samples\_train].
- **objective** (*ObjectiveBase*, *str*, *None*) – Objective used to threshold predicted probabilities, optional.

**Returns** Estimated labels.

**Return type** pd.Series

**Raises ValueError** – If final component is not an Estimator.

**predict\_proba**(*self*, *X*, *X\_train=None*, *y\_train=None*)

Predict on future data where the target is unknown.

**Parameters**

- **X** (*pd.DataFrame* or *np.ndarray*) – Future data of shape [n\_samples, n\_features].
- **X\_train** (*pd.DataFrame*, *np.ndarray*) – Data the pipeline was trained on of shape [n\_samples\_train, n\_features].

- **y\_train** (*pd.Series*, *np.ndarray*) – Targets used to train the pipeline of shape [n\_samples\_train].

**Returns** Estimated probabilities.

**Return type** *pd.Series*

**Raises** **ValueError** – If final component is not an Estimator.

**predict\_proba\_in\_sample**(*self*, *X\_holdout*, *y\_holdout*, *X\_train*, *y\_train*)

Predict on future data where the target is known, e.g. cross validation.

**Parameters**

- **X\_holdout** (*pd.DataFrame* or *np.ndarray*) – Future data of shape [n\_samples, n\_features].
- **y\_holdout** (*pd.Series*, *np.ndarray*) – Future target of shape [n\_samples].
- **X\_train** (*pd.DataFrame*, *np.ndarray*) – Data the pipeline was trained on of shape [n\_samples\_train, n\_features].
- **y\_train** (*pd.Series*, *np.ndarray*) – Targets used to train the pipeline of shape [n\_samples\_train].

**Returns** Estimated probabilities.

**Return type** *pd.Series*

**Raises** **ValueError** – If the final component is not an Estimator.

**save**(*self*, *file\_path*, *pickle\_protocol=cloudpickle.DEFAULT\_PROTOCOL*)

Saves pipeline at file path.

**Parameters**

- **file\_path** (*str*) – Location to save file.
- **pickle\_protocol** (*int*) – The pickle data stream format.

**score**(*self*, *X*, *y*, *objectives*, *X\_train=None*, *y\_train=None*)

Evaluate model performance on current and additional objectives.

**Parameters**

- **X** (*pd.DataFrame* or *np.ndarray*) – Data of shape [n\_samples, n\_features].
- **y** (*pd.Series*) – True labels of length [n\_samples].
- **objectives** (*list*) – Non-empty list of objectives to score on.
- **X\_train** (*pd.DataFrame*, *np.ndarray*) – Data the pipeline was trained on of shape [n\_samples\_train, n\_features].
- **y\_train** (*pd.Series*, *np.ndarray*) – Targets used to train the pipeline of shape [n\_samples\_train].

**Returns** Ordered dictionary of objective scores.

**Return type** *dict*

**property summary**(*self*)

A short summary of the pipeline structure, describing the list of components used.

Example: Logistic Regression Classifier w/ Simple Imputer + One Hot Encoder

**Returns** A string describing the pipeline structure.



**transform**(*self*, *X*, *y=None*)

Transform the input.

**Parameters**

- **X** (*pd.DataFrame*, or *np.ndarray*) – Data of shape [n\_samples, n\_features].
- **y** (*pd.Series*) – The target data of length [n\_samples]. Defaults to None.

**Returns** Transformed output.

**Return type** *pd.DataFrame*

**transform\_all\_but\_final**(*self*, *X*, *y=None*, *X\_train=None*, *y\_train=None*, *calculating\_residuals=False*)

Transforms the data by applying all pre-processing components.

**Parameters**

- **X** (*pd.DataFrame*) – Input data to the pipeline to transform.
- **y** (*pd.Series*) – Targets corresponding to the pipeline targets.
- **X\_train** (*pd.DataFrame*) – Training data used to generate features from past observations.
- **y\_train** (*pd.Series*) – Training targets used to generate features from past observations.
- **calculating\_residuals** (*bool*) – Whether we’re calling `predict_in_sample` to calculate the residuals. This means the *X* and *y* arguments are not future data, but actually the train data.

**Returns** New transformed features.

**Return type** *pd.DataFrame*

## time\_series\_pipeline\_base

Pipeline base class for time-series problems.

## Module Contents

### Classes Summary

---

*TimeSeriesPipelineBase*

Pipeline base class for time series problems.

---

## Contents

```
class evalml.pipelines.time_series_pipeline_base.TimeSeriesPipelineBase(component_graph,
                                                                    parameters=None,
                                                                    custom_name=None,
                                                                    random_seed=0)
```

Pipeline base class for time series problems.

**Parameters**

- **component\_graph** (*ComponentGraph*, *list*, *dict*) – *ComponentGraph* instance, list of components in order, or dictionary of components. Accepts strings or *ComponentBase* subclasses in the list. Note that when duplicate components are specified in a list, the duplicate component names will be modified with the component’s index in the list. For example, the component graph [Imputer, One Hot Encoder, Imputer, Logistic Regression Classifier] will have names [“Imputer”, “One Hot Encoder”, “Imputer\_2”, “Logistic Regression Classifier”]
- **parameters** (*dict*) – Dictionary with component names as keys and dictionary of that component’s parameters as values. An empty dictionary {} implies using all default values for component parameters. Pipeline-level parameters such as *time\_index*, *gap*, and *max\_delay* must be specified with the “pipeline” key. For example: Pipeline(parameters={“pipeline”: {“time\_index”: “Date”, “max\_delay”: 4, “gap”: 2}}).
- **random\_seed** (*int*) – Seed for the random number generator. Defaults to 0.

#### Attributes

<b>problem_type</b>	None
---------------------	------

#### Methods

<code>can_tune_threshold_with_objective</code>	Determine whether the threshold of a binary classification pipeline can be tuned.
<code>clone</code>	Constructs a new pipeline with the same components, parameters, and random seed.
<code>create_objectives</code>	Create objective instances from a list of strings or objective classes.
<code>custom_name</code>	Custom name of the pipeline.
<code>dates_needed_for_prediction</code>	Return dates needed to forecast the given date in the future.
<code>dates_needed_for_prediction_range</code>	Return dates needed to forecast the given date in the future.
<code>describe</code>	Outputs pipeline details including component parameters.
<code>feature_importance</code>	Importance associated with each feature. Features dropped by the feature selection are excluded.
<code>fit</code>	Build a model.
<code>fit_transform</code>	Fit and transform all components in the component graph, if all components are Transformers.
<code>get_component</code>	Returns component by name.
<code>get_hyperparameter_ranges</code>	Returns hyperparameter ranges from all components as a dictionary.
<code>graph</code>	Generate an image representing the pipeline graph.
<code>graph_dict</code>	Generates a dictionary with nodes consisting of the component names and parameters, and edges detailing component relationships. This dictionary is JSON serializable in most cases.
<code>graph_feature_importance</code>	Generate a bar graph of the pipeline's feature importance.
<code>inverse_transform</code>	Apply component <code>inverse_transform</code> methods to estimator predictions in reverse order.
<code>load</code>	Loads pipeline at file path.
<code>model_family</code>	Returns model family of this pipeline.
<code>name</code>	Name of the pipeline.
<code>new</code>	Constructs a new instance of the pipeline with the same component graph but with a different set of parameters. Not to be confused with python's <code>__new__</code> method.
<code>parameters</code>	Parameter dictionary for this pipeline.
<code>predict</code>	Predict on future data where target is not known.
<code>predict_in_sample</code>	Predict on future data where the target is known, e.g. cross validation.
<code>save</code>	Saves pipeline at file path.
<code>score</code>	Evaluate model performance on current and additional objectives.
<code>summary</code>	A short summary of the pipeline structure, describing the list of components used.
<code>transform</code>	Transform the input.
<code>transform_all_but_final</code>	Transforms the data by applying all pre-processing components.

**`can_tune_threshold_with_objective`**(*self*, *objective*)

Determine whether the threshold of a binary classification pipeline can be tuned.

**Parameters** **objective** (*ObjectiveBase*) – Primary AutoMLSearch objective.

**Returns** True if the pipeline threshold can be tuned.

**Return type** bool

**clone**(*self*)

Constructs a new pipeline with the same components, parameters, and random seed.

**Returns** A new instance of this pipeline with identical components, parameters, and random seed.

**static create\_objectives**(*objectives*)

Create objective instances from a list of strings or objective classes.

**property custom\_name**(*self*)

Custom name of the pipeline.

**dates\_needed\_for\_prediction**(*self, date*)

Return dates needed to forecast the given date in the future.

**Parameters** **date** (*pd.Timestamp*) – Date to forecast in the future.

**Returns** Range of dates needed to forecast the given date.

**Return type** dates\_needed (tuple(*pd.Timestamp*))

**dates\_needed\_for\_prediction\_range**(*self, start\_date, end\_date*)

Return dates needed to forecast the given date in the future.

**Parameters**

- **start\_date** (*pd.Timestamp*) – Start date of range to forecast in the future.
- **end\_date** (*pd.Timestamp*) – End date of range to forecast in the future.

**Returns** Range of dates needed to forecast the given date.

**Return type** dates\_needed (tuple(*pd.Timestamp*))

**Raises** **ValueError** – If start\_date doesn't come before end\_date

**describe**(*self, return\_dict=False*)

Outputs pipeline details including component parameters.

**Parameters** **return\_dict** (*bool*) – If True, return dictionary of information about pipeline. Defaults to False.

**Returns** Dictionary of all component parameters if return\_dict is True, else None.

**Return type** dict

**property feature\_importance**(*self*)

Importance associated with each feature. Features dropped by the feature selection are excluded.

**Returns** Feature names and their corresponding importance

**Return type** *pd.DataFrame*

**abstract fit**(*self, X, y*)

Build a model.

**Parameters**

- **X** (*pd.DataFrame* or *np.ndarray*) – The input training data of shape [n\_samples, n\_features].

- **y** (*pd.Series*, *np.ndarray*) – The target training data of length [n\_samples].

**Returns** *self*

**fit\_transform**(*self*, *X*, *y*)

Fit and transform all components in the component graph, if all components are Transformers.

**Parameters**

- **X** (*pd.DataFrame*) – Input features of shape [n\_samples, n\_features].
- **y** (*pd.Series*) – The target data of length [n\_samples].

**Returns** Transformed output.

**Return type** *pd.DataFrame*

**Raises** **ValueError** – If final component is an Estimator.

**get\_component**(*self*, *name*)

Returns component by name.

**Parameters** **name** (*str*) – Name of component.

**Returns** Component to return

**Return type** Component

**get\_hyperparameter\_ranges**(*self*, *custom\_hyperparameters*)

Returns hyperparameter ranges from all components as a dictionary.

**Parameters** **custom\_hyperparameters** (*dict*) – Custom hyperparameters for the pipeline.

**Returns** Dictionary of hyperparameter ranges for each component in the pipeline.

**Return type** *dict*

**graph**(*self*, *filepath=None*)

Generate an image representing the pipeline graph.

**Parameters** **filepath** (*str*, *optional*) – Path to where the graph should be saved. If set to *None* (as by default), the graph will not be saved.

**Returns** Graph object that can be directly displayed in Jupyter notebooks.

**Return type** *graphviz.Digraph*

**Raises**

- **RuntimeError** – If graphviz is not installed.
- **ValueError** – If path is not writeable.

**graph\_dict**(*self*)

Generates a dictionary with nodes consisting of the component names and parameters, and edges detailing component relationships. This dictionary is JSON serializable in most cases.

*x\_edges* specifies from which component feature data is being passed. *y\_edges* specifies from which component target data is being passed. This can be used to build graphs across a variety of visualization tools. Template: {"Nodes": {"component\_name": {"Name": class\_name, "Parameters": parameters\_attributes}, ...}, "x\_edges": [[from\_component\_name, to\_component\_name], [from\_component\_name, to\_component\_name], ...], "y\_edges": [[from\_component\_name, to\_component\_name], [from\_component\_name, to\_component\_name], ...]}

**Returns** A dictionary representing the DAG structure.

**Return type** dag\_dict (dict)

**graph\_feature\_importance**(*self*, importance\_threshold=0)

Generate a bar graph of the pipeline's feature importance.

**Parameters** **importance\_threshold** (*float*, *optional*) – If provided, graph features with a permutation importance whose absolute value is larger than importance\_threshold. Defaults to zero.

**Returns** A bar graph showing features and their corresponding importance.

**Return type** plotly.Figure

**Raises** **ValueError** – If importance threshold is not valid.

**inverse\_transform**(*self*, y)

Apply component inverse\_transform methods to estimator predictions in reverse order.

Components that implement inverse\_transform are PolynomialDecomposer, LogTransformer, LabelEncoder (tbd).

**Parameters** **y** (*pd.Series*) – Final component features.

**Returns** The inverse transform of the target.

**Return type** pd.Series

**static load**(*file\_path*: Union[str, io.BytesIO])

Loads pipeline at file path.

**Parameters** **file\_path** (*str/BytesIO*) – load filepath or a BytesIO object.

**Returns** PipelineBase object

**property model\_family**(*self*)

Returns model family of this pipeline.

**property name**(*self*)

Name of the pipeline.

**new**(*self*, parameters, random\_seed=0)

Constructs a new instance of the pipeline with the same component graph but with a different set of parameters. Not to be confused with python's \_\_new\_\_ method.

**Parameters**

- **parameters** (*dict*) – Dictionary with component names as keys and dictionary of that component's parameters as values. An empty dictionary or None implies using all default values for component parameters. Defaults to None.
- **random\_seed** (*int*) – Seed for the random number generator. Defaults to 0.

**Returns** A new instance of this pipeline with identical components.

**property parameters**(*self*)

Parameter dictionary for this pipeline.

**Returns** Dictionary of all component parameters.

**Return type** dict

**predict**(*self*, *X*, *objective=None*, *X\_train=None*, *y\_train=None*)

Predict on future data where target is not known.

**Parameters**

- **X** (*pd.DataFrame*, or *np.ndarray*) – Data of shape [n\_samples, n\_features].
- **objective** (*Object* or *string*) – The objective to use to make predictions.
- **X\_train** (*pd.DataFrame* or *np.ndarray* or *None*) – Training data.
- **y\_train** (*pd.Series* or *None*) – Training labels.

**Raises ValueError** – If X\_train and/or y\_train are None or if final component is not an Estimator.

**Returns** Predictions.

**predict\_in\_sample**(*self*, *X*, *y*, *X\_train*, *y\_train*, *objective=None*, *calculating\_residuals=False*)

Predict on future data where the target is known, e.g. cross validation.

**Parameters**

- **X** (*pd.DataFrame* or *np.ndarray*) – Future data of shape [n\_samples, n\_features]
- **y** (*pd.Series*, *np.ndarray*) – Future target of shape [n\_samples]
- **X\_train** (*pd.DataFrame*, *np.ndarray*) – Data the pipeline was trained on of shape [n\_samples\_train, n\_features]
- **y\_train** (*pd.Series*, *np.ndarray*) – Targets used to train the pipeline of shape [n\_samples\_train]
- **objective** (*ObjectiveBase*, *str*, *None*) – Objective used to threshold predicted probabilities, optional.
- **calculating\_residuals** (*bool*) – Whether we’re calling predict\_in\_sample to calculate the residuals. This means the X and y arguments are not future data, but actually the train data.

**Returns** Estimated labels.

**Return type** *pd.Series*

**Raises ValueError** – If final component is not an Estimator.

**save**(*self*, *file\_path*, *pickle\_protocol=cloudpickle.DEFAULT\_PROTOCOL*)

Saves pipeline at file path.

**Parameters**

- **file\_path** (*str*) – Location to save file.
- **pickle\_protocol** (*int*) – The pickle data stream format.

**abstract score**(*self*, *X*, *y*, *objectives*, *X\_train=None*, *y\_train=None*)

Evaluate model performance on current and additional objectives.

**Parameters**

- **X** (*pd.DataFrame* or *np.ndarray*) – Data of shape [n\_samples, n\_features].
- **y** (*pd.Series*, *np.ndarray*) – True labels of length [n\_samples].
- **objectives** (*list*) – Non-empty list of objectives to score on.

- **X\_train** (*pd.DataFrame* or *np.ndarray* or *None*) – Training data. Ignored. Only used for time series.
- **y\_train** (*pd.Series* or *None*) – Training labels. Ignored. Only used for time series.

**Returns** Ordered dictionary of objective scores.

**Return type** dict

**property summary**(*self*)

A short summary of the pipeline structure, describing the list of components used.

Example: Logistic Regression Classifier w/ Simple Imputer + One Hot Encoder

**Returns** A string describing the pipeline structure.

**transform**(*self*, *X*, *y=None*)

Transform the input.

**Parameters**

- **X** (*pd.DataFrame*, or *np.ndarray*) – Data of shape [n\_samples, n\_features].
- **y** (*pd.Series*) – The target data of length [n\_samples]. Defaults to None.

**Returns** Transformed output.

**Return type** pd.DataFrame

**transform\_all\_but\_final**(*self*, *X*, *y=None*, *X\_train=None*, *y\_train=None*, *calculating\_residuals=False*)

Transforms the data by applying all pre-processing components.

**Parameters**

- **X** (*pd.DataFrame*) – Input data to the pipeline to transform.
- **y** (*pd.Series*) – Targets corresponding to the pipeline targets.
- **X\_train** (*pd.DataFrame*) – Training data used to generate features from past observations.
- **y\_train** (*pd.Series*) – Training targets used to generate features from past observations.
- **calculating\_residuals** (*bool*) – Whether we're calling `predict_in_sample` to calculate the residuals. This means the X and y arguments are not future data, but actually the train data.

**Returns** New transformed features.

**Return type** pd.DataFrame

## time\_series\_regression\_pipeline

Pipeline base class for time series regression problems.



## Module Contents

### Classes Summary

---

*TimeSeriesRegressionPipeline*

---

Pipeline base class for time series regression problems.

---

### Contents

```
class evalml.pipelines.time_series_regression_pipeline.TimeSeriesRegressionPipeline(component_graph,
                                                                                       pa-
                                                                                       rame-
                                                                                       ters=None,
                                                                                       cus-
                                                                                       tom_name=None,
                                                                                       ran-
                                                                                       dom_seed=0)
```

Pipeline base class for time series regression problems.

#### Parameters

- **component\_graph** (*ComponentGraph*, *list*, *dict*) – ComponentGraph instance, list of components in order, or dictionary of components. Accepts strings or ComponentBase subclasses in the list. Note that when duplicate components are specified in a list, the duplicate component names will be modified with the component’s index in the list. For example, the component graph [Imputer, One Hot Encoder, Imputer, Logistic Regression Classifier] will have names [“Imputer”, “One Hot Encoder”, “Imputer\_2”, “Logistic Regression Classifier”]
- **parameters** (*dict*) – Dictionary with component names as keys and dictionary of that component’s parameters as values. An empty dictionary {} implies using all default values for component parameters. Pipeline-level parameters such as time\_index, gap, and max\_delay must be specified with the “pipeline” key. For example: Pipeline(parameters={“pipeline”: {“time\_index”: “Date”, “max\_delay”: 4, “gap”: 2}}).
- **random\_seed** (*int*) – Seed for the random number generator. Defaults to 0.

#### Example

```
>>> pipeline = TimeSeriesRegressionPipeline(component_graph=["Simple Imputer",
↪ "Linear Regressor"],
...                                           parameters={"Simple_
↪ Imputer": {"impute_strategy": "mean"},
...                                           "pipeline": {
↪ "gap": 1, "max_delay": 1, "forecast_horizon": 1, "time_index": "date"}},
...                                           custom_name="My_
↪ TimeSeriesRegression Pipeline")
>>> assert pipeline.custom_name == "My TimeSeriesRegression Pipeline"
>>> assert pipeline.component_graph.component_dict.keys() == {'Simple Imputer',
↪ 'Linear Regressor'}
```

The pipeline parameters will be chosen from the default parameters for every component, unless specific parameters were passed in as they were above.

```
>>> assert pipeline.parameters == {
...     'Simple Imputer': {'impute_strategy': 'mean', 'fill_value': None},
...     'Linear Regressor': {'fit_intercept': True, 'n_jobs': -1},
...     'pipeline': {'gap': 1, 'max_delay': 1, 'forecast_horizon': 1, 'time_index':
...     ↪ "date"}}}
```

### Attributes

NO_PREGRESSIONS	PIPELINE_PARAMETERS
prob- lem_type	None

### Methods

<i>can_tune_threshold_with_objective</i>	Determine whether the threshold of a binary classification pipeline can be tuned.
<i>clone</i>	Constructs a new pipeline with the same components, parameters, and random seed.
<i>create_objectives</i>	Create objective instances from a list of strings or objective classes.
<i>custom_name</i>	Custom name of the pipeline.
<i>dates_needed_for_prediction</i>	Return dates needed to forecast the given date in the future.
<i>dates_needed_for_prediction_range</i>	Return dates needed to forecast the given date in the future.
<i>describe</i>	Outputs pipeline details including component parameters.
<i>feature_importance</i>	Importance associated with each feature. Features dropped by the feature selection are excluded.
<i>fit</i>	Fit a time series pipeline.
<i>fit_transform</i>	Fit and transform all components in the component graph, if all components are Transformers.
<i>get_component</i>	Returns component by name.
<i>get_forecast_period</i>	Generates all possible forecasting time points based on latest data point in X.
<i>get_forecast_predictions</i>	Generates all possible forecasting predictions based on last period of X.
<i>get_hyperparameter_ranges</i>	Returns hyperparameter ranges from all components as a dictionary.
<i>get_prediction_intervals</i>	Find the prediction intervals using the fitted regressor.
<i>graph</i>	Generate an image representing the pipeline graph.
<i>graph_dict</i>	Generates a dictionary with nodes consisting of the component names and parameters, and edges detailing component relationships. This dictionary is JSON serializable in most cases.
<i>graph_feature_importance</i>	Generate a bar graph of the pipeline's feature importance.

continues on next page

Table 13 – continued from previous page

<i>inverse_transform</i>	Apply component <code>inverse_transform</code> methods to estimator predictions in reverse order.
<i>load</i>	Loads pipeline at file path.
<i>model_family</i>	Returns model family of this pipeline.
<i>name</i>	Name of the pipeline.
<i>new</i>	Constructs a new instance of the pipeline with the same component graph but with a different set of parameters. Not to be confused with python's <code>__new__</code> method.
<i>parameters</i>	Parameter dictionary for this pipeline.
<i>predict</i>	Predict on future data where target is not known.
<i>predict_in_sample</i>	Predict on future data where the target is known, e.g. cross validation.
<i>save</i>	Saves pipeline at file path.
<i>score</i>	Evaluate model performance on current and additional objectives.
<i>summary</i>	A short summary of the pipeline structure, describing the list of components used.
<i>transform</i>	Transform the input.
<i>transform_all_but_final</i>	Transforms the data by applying all pre-processing components.

**can\_tune\_threshold\_with\_objective**(*self*, *objective*)

Determine whether the threshold of a binary classification pipeline can be tuned.

**Parameters** **objective** (*ObjectiveBase*) – Primary AutoMLSearch objective.

**Returns** True if the pipeline threshold can be tuned.

**Return type** bool

**clone**(*self*)

Constructs a new pipeline with the same components, parameters, and random seed.

**Returns** A new instance of this pipeline with identical components, parameters, and random seed.

**static create\_objectives**(*objectives*)

Create objective instances from a list of strings or objective classes.

**property custom\_name**(*self*)

Custom name of the pipeline.

**dates\_needed\_for\_prediction**(*self*, *date*)

Return dates needed to forecast the given date in the future.

**Parameters** **date** (*pd.Timestamp*) – Date to forecast in the future.

**Returns** Range of dates needed to forecast the given date.

**Return type** `dates_needed` (*tuple(pd.Timestamp)*)

**dates\_needed\_for\_prediction\_range**(*self*, *start\_date*, *end\_date*)

Return dates needed to forecast the given date in the future.

**Parameters**

- **start\_date** (*pd.Timestamp*) – Start date of range to forecast in the future.

- **end\_date** (*pd.Timestamp*) – End date of range to forecast in the future.

**Returns** Range of dates needed to forecast the given date.

**Return type** `dates_needed` (`tuple(pd.Timestamp)`)

**Raises** **ValueError** – If `start_date` doesn't come before `end_date`

**describe**(*self*, *return\_dict=False*)

Outputs pipeline details including component parameters.

**Parameters** **return\_dict** (*bool*) – If True, return dictionary of information about pipeline.  
Defaults to False.

**Returns** Dictionary of all component parameters if `return_dict` is True, else None.

**Return type** `dict`

**property feature\_importance**(*self*)

Importance associated with each feature. Features dropped by the feature selection are excluded.

**Returns** Feature names and their corresponding importance

**Return type** `pd.DataFrame`

**fit**(*self*, *X*, *y*)

Fit a time series pipeline.

**Parameters**

- **X** (*pd.DataFrame* or *np.ndarray*) – The input training data of shape `[n_samples, n_features]`.
- **y** (*pd.Series*, *np.ndarray*) – The target training targets of length `[n_samples]`.

**Returns** `self`

**Raises** **ValueError** – If the target is not numeric.

**fit\_transform**(*self*, *X*, *y*)

Fit and transform all components in the component graph, if all components are Transformers.

**Parameters**

- **X** (*pd.DataFrame*) – Input features of shape `[n_samples, n_features]`.
- **y** (*pd.Series*) – The target data of length `[n_samples]`.

**Returns** Transformed output.

**Return type** `pd.DataFrame`

**Raises** **ValueError** – If final component is an Estimator.

**get\_component**(*self*, *name*)

Returns component by name.

**Parameters** **name** (*str*) – Name of component.

**Returns** Component to return

**Return type** `Component`

**get\_forecast\_period**(*self*, *X*)

Generates all possible forecasting time points based on latest data point in *X*.

**Parameters** *X* (*pd.DataFrame*, *np.ndarray*) – Data the pipeline was trained on of shape `[n_samples_train, n_features]`.

**Raises** **ValueError** – If pipeline is not trained.

**Returns** Datetime periods from *gap* to *forecast\_horizon* + *gap*.

**Return type** *pd.Series*

**Example**

```
>>> X = pd.DataFrame({'date': pd.date_range(start='1-1-2022', periods=10, freq=
↳ 'D'), 'feature': range(10, 20)})
>>> y = pd.Series(range(0, 10), name='target')
>>> gap = 1
>>> forecast_horizon = 2
>>> pipeline = TimeSeriesRegressionPipeline(component_graph=["Linear Regressor
↳ "],
...                                     parameters={"Simple Imputer": {
↳ "impute_strategy": "mean"},
...                                     "pipeline": {"gap": gap,
↳ "max_delay": 1, "forecast_horizon": forecast_horizon, "time_index": "date"}},
...                                     )
>>> pipeline.fit(X, y)
pipeline = TimeSeriesRegressionPipeline(component_graph={'Linear Regressor': [
↳ 'Linear Regressor', 'X', 'y']}, parameters={'Linear Regressor': {'fit_intercept
↳ ': True, 'n_jobs': -1}, 'pipeline': {'gap': 1, 'max_delay': 1, 'forecast_
↳ horizon': 2, 'time_index': 'date'}}, random_seed=0)
>>> dates = pipeline.get_forecast_period(X)
>>> expected = pd.Series(pd.date_range(start='2022-01-11', periods=forecast_
↳ horizon, freq='D').shift(gap), name='date', index=[10, 11])
>>> assert dates.equals(expected)
```

**get\_forecast\_predictions**(*self*, *X*, *y*)

Generates all possible forecasting predictions based on last period of *X*.

**Parameters**

- *X* (*pd.DataFrame*, *np.ndarray*) – Data the pipeline was trained on of shape `[n_samples_train, n_features]`.
- *y* (*pd.Series*, *np.ndarray*) – Targets used to train the pipeline of shape `[n_samples_train]`.

**Returns** Predictions from *gap* periods out to *forecast\_horizon* + *gap* periods.

**get\_hyperparameter\_ranges**(*self*, *custom\_hyperparameters*)

Returns hyperparameter ranges from all components as a dictionary.

**Parameters** *custom\_hyperparameters* (*dict*) – Custom hyperparameters for the pipeline.

**Returns** Dictionary of hyperparameter ranges for each component in the pipeline.

**Return type** *dict*

**get\_prediction\_intervals**(*self*, *X*, *y=None*, *X\_train=None*, *y\_train=None*, *coverage=None*)

Find the prediction intervals using the fitted regressor.

This function takes the predictions of the fitted estimator and calculates the rolling standard deviation across all predictions using a window size of 5. The lower and upper predictions are determined by taking the percent point (quantile) function of the lower tail probability at each bound multiplied by the rolling standard deviation.

Certain estimators (Extra Trees Estimator, XGBoost Estimator, Prophet Estimator, ARIMA, and Exponential Smoothing estimator) utilize a different methodology to calculate prediction intervals. See the docs for these estimators to learn more.

#### Parameters

- **X** (*pd.DataFrame*) – Data of shape [n\_samples, n\_features].
- **y** (*pd.Series*) – Target data.
- **X\_train** (*pd.DataFrame*, *np.ndarray*) – Data the pipeline was trained on of shape [n\_samples\_train, n\_features].
- **y\_train** (*pd.Series*, *np.ndarray*) – Targets used to train the pipeline of shape [n\_samples\_train].
- **coverage** (*list[float]*) – A list of floats between the values 0 and 1 that the upper and lower bounds of the prediction interval should be calculated for.

**Returns** Prediction intervals, keys are in the format {coverage}\_lower or {coverage}\_upper.

**Return type** dict

**Raises** **MethodPropertyNotFoundError** – If the estimator does not support Time Series Regression as a problem type.

**graph**(*self*, *filepath=None*)

Generate an image representing the pipeline graph.

**Parameters** **filepath** (*str*, *optional*) – Path to where the graph should be saved. If set to None (as by default), the graph will not be saved.

**Returns** Graph object that can be directly displayed in Jupyter notebooks.

**Return type** graphviz.Digraph

#### Raises

- **RuntimeError** – If graphviz is not installed.
- **ValueError** – If path is not writeable.

**graph\_dict**(*self*)

Generates a dictionary with nodes consisting of the component names and parameters, and edges detailing component relationships. This dictionary is JSON serializable in most cases.

*x\_edges* specifies from which component feature data is being passed. *y\_edges* specifies from which component target data is being passed. This can be used to build graphs across a variety of visualization tools. Template: {"Nodes": {"component\_name": {"Name": class\_name, "Parameters": parameters\_attributes}, ...}, "x\_edges": [[from\_component\_name, to\_component\_name], [from\_component\_name, to\_component\_name], ...], "y\_edges": [[from\_component\_name, to\_component\_name], [from\_component\_name, to\_component\_name], ...]}

**Returns** A dictionary representing the DAG structure.

**Return type** dag\_dict (dict)

**graph\_feature\_importance**(*self*, *importance\_threshold=0*)

Generate a bar graph of the pipeline's feature importance.

**Parameters** **importance\_threshold** (*float*, *optional*) – If provided, graph features with a permutation importance whose absolute value is larger than *importance\_threshold*. Defaults to zero.

**Returns** A bar graph showing features and their corresponding importance.

**Return type** `plotly.Figure`

**Raises** **ValueError** – If importance threshold is not valid.

**inverse\_transform**(*self*, *y*)

Apply component `inverse_transform` methods to estimator predictions in reverse order.

Components that implement `inverse_transform` are `PolynomialDecomposer`, `LogTransformer`, `LabelEncoder` (tbd).

**Parameters** **y** (*pd.Series*) – Final component features.

**Returns** The inverse transform of the target.

**Return type** `pd.Series`

**static load**(*file\_path: Union[str, io.BytesIO]*)

Loads pipeline at file path.

**Parameters** **file\_path** (*str/BytesIO*) – load filepath or a `BytesIO` object.

**Returns** `PipelineBase` object

**property model\_family**(*self*)

Returns model family of this pipeline.

**property name**(*self*)

Name of the pipeline.

**new**(*self*, *parameters*, *random\_seed=0*)

Constructs a new instance of the pipeline with the same component graph but with a different set of parameters. Not to be confused with python's `__new__` method.

**Parameters**

- **parameters** (*dict*) – Dictionary with component names as keys and dictionary of that component's parameters as values. An empty dictionary or `None` implies using all default values for component parameters. Defaults to `None`.
- **random\_seed** (*int*) – Seed for the random number generator. Defaults to 0.

**Returns** A new instance of this pipeline with identical components.

**property parameters**(*self*)

Parameter dictionary for this pipeline.

**Returns** Dictionary of all component parameters.

**Return type** `dict`

**predict**(*self*, *X*, *objective=None*, *X\_train=None*, *y\_train=None*)

Predict on future data where target is not known.

**Parameters**

- **X** (*pd.DataFrame*, or *np.ndarray*) – Data of shape `[n_samples, n_features]`.

- **objective** (*Object or string*) – The objective to use to make predictions.
- **X\_train** (*pd.DataFrame or np.ndarray or None*) – Training data.
- **y\_train** (*pd.Series or None*) – Training labels.

**Raises ValueError** – If X\_train and/or y\_train are None or if final component is not an Estimator.

**Returns** Predictions.

**predict\_in\_sample**(*self, X, y, X\_train, y\_train, objective=None, calculating\_residuals=False*)

Predict on future data where the target is known, e.g. cross validation.

**Parameters**

- **X** (*pd.DataFrame or np.ndarray*) – Future data of shape [n\_samples, n\_features]
- **y** (*pd.Series, np.ndarray*) – Future target of shape [n\_samples]
- **X\_train** (*pd.DataFrame, np.ndarray*) – Data the pipeline was trained on of shape [n\_samples\_train, n\_features]
- **y\_train** (*pd.Series, np.ndarray*) – Targets used to train the pipeline of shape [n\_samples\_train]
- **objective** (*ObjectiveBase, str, None*) – Objective used to threshold predicted probabilities, optional.
- **calculating\_residuals** (*bool*) – Whether we're calling predict\_in\_sample to calculate the residuals. This means the X and y arguments are not future data, but actually the train data.

**Returns** Estimated labels.

**Return type** pd.Series

**Raises ValueError** – If final component is not an Estimator.

**save**(*self, file\_path, pickle\_protocol=cloudpickle.DEFAULT\_PROTOCOL*)

Saves pipeline at file path.

**Parameters**

- **file\_path** (*str*) – Location to save file.
- **pickle\_protocol** (*int*) – The pickle data stream format.

**score**(*self, X, y, objectives, X\_train=None, y\_train=None*)

Evaluate model performance on current and additional objectives.

**Parameters**

- **X** (*pd.DataFrame or np.ndarray*) – Data of shape [n\_samples, n\_features].
- **y** (*pd.Series*) – True labels of length [n\_samples].
- **objectives** (*list*) – Non-empty list of objectives to score on.
- **X\_train** (*pd.DataFrame, np.ndarray*) – Data the pipeline was trained on of shape [n\_samples\_train, n\_features].
- **y\_train** (*pd.Series, np.ndarray*) – Targets used to train the pipeline of shape [n\_samples\_train].

**Returns** Ordered dictionary of objective scores.



**Return type** dict

**property summary**(*self*)

A short summary of the pipeline structure, describing the list of components used.

Example: Logistic Regression Classifier w/ Simple Imputer + One Hot Encoder

**Returns** A string describing the pipeline structure.

**transform**(*self*, *X*, *y=None*)

Transform the input.

**Parameters**

- **X** (*pd.DataFrame*, or *np.ndarray*) – Data of shape [n\_samples, n\_features].
- **y** (*pd.Series*) – The target data of length [n\_samples]. Defaults to None.

**Returns** Transformed output.

**Return type** *pd.DataFrame*

**transform\_all\_but\_final**(*self*, *X*, *y=None*, *X\_train=None*, *y\_train=None*, *calculating\_residuals=False*)

Transforms the data by applying all pre-processing components.

**Parameters**

- **X** (*pd.DataFrame*) – Input data to the pipeline to transform.
- **y** (*pd.Series*) – Targets corresponding to the pipeline targets.
- **X\_train** (*pd.DataFrame*) – Training data used to generate features from past observations.
- **y\_train** (*pd.Series*) – Training targets used to generate features from past observations.
- **calculating\_residuals** (*bool*) – Whether we're calling `predict_in_sample` to calculate the residuals. This means the X and y arguments are not future data, but actually the train data.

**Returns** New transformed features.

**Return type** *pd.DataFrame*

## utils

Utility methods for EvalML pipelines.

## Module Contents

## Functions

<code>generate_pipeline_code</code>	Creates and returns a string that contains the Python imports and code required for running the EvalML pipeline.
<code>generate_pipeline_example</code>	Creates and returns a string that contains the Python imports and code required for running the EvalML pipeline.
<code>get_actions_from_option_defaults</code>	Returns a list of actions based on the defaults parameters of each option in the input <code>DataCheckActionOption</code> list.
<code>make_pipeline</code>	Given input data, target data, an estimator class and the problem type, generates a pipeline class with a preprocessing chain which was recommended based on the inputs. The pipeline will be a subclass of the appropriate pipeline base class for the specified <code>problem_type</code> .
<code>make_pipeline_from_actions</code>	Creates a pipeline of components to address the input <code>DataCheckAction</code> list.
<code>make_pipeline_from_data_check_output</code>	Creates a pipeline of components to address warnings and errors output from running data checks. Uses all default suggestions.
<code>make_timeseries_baseline_pipeline</code>	Make a baseline pipeline for time series regression problems.
<code>rows_of_interest</code>	Get the row indices of the data that are closest to the threshold. Works only for binary classification problems and pipelines.
<code>stack_data</code>	Stacks the given <code>DataFrame</code> back into a single <code>Series</code> , or a <code>DataFrame</code> if <code>include_series_id</code> is <code>True</code> .
<code>stack_X</code>	Restacks the unstacked features into a single <code>DataFrame</code> .
<code>unstack_multiseries</code>	Converts multiseries data with one <code>series_id</code> column and one target column to one target column per series id.

## Attributes Summary

<code>DECOMPOSER_PERIOD_CAP</code>
------------------------------------

---

## Contents

`evalml.pipelines.utils.DECOMPOSER_PERIOD_CAP = 1000`

`evalml.pipelines.utils.generate_pipeline_code(element, features_path=None)`

Creates and returns a string that contains the Python imports and code required for running the EvalML pipeline.

### Parameters

- **element** (*pipeline instance*) – The instance of the pipeline to generate string Python code.
- **features\_path** (*str*) – path to features json created from `featuretools.save_features()`. Defaults to `None`.

**Returns** String representation of Python code that can be run separately in order to recreate the pipeline instance. Does not include code for custom component implementation.

**Return type** str

**Raises**

- **ValueError** – If element is not a pipeline, or if the pipeline is nonlinear.
- **ValueError** – If features in *features\_path* do not match the features on the pipeline.

```
evalml.pipelines.utils.generate_pipeline_example(pipeline, path_to_train, path_to_holdout, target,
                                                path_to_features=None, path_to_mapping="",
                                                output_file_path=None)
```

Creates and returns a string that contains the Python imports and code required for running the EvalML pipeline.

**Parameters**

- **pipeline** (*pipeline instance*) – The instance of the pipeline to generate string Python code.
- **path\_to\_train** (*str*) – path to training data.
- **path\_to\_holdout** (*str*) – path to holdout data.
- **target** (*str*) – target variable.
- **path\_to\_features** (*str*) – path to features json. Defaults to None.
- **path\_to\_mapping** (*str*) – path to mapping json. Defaults to None.
- **output\_file\_path** (*str*) – path to output python file. Defaults to None.

**Returns** String representation of Python code that can be run separately in order to recreate the pipeline instance. Does not include code for custom component implementation.

**Return type** str

```
evalml.pipelines.utils.get_actions_from_option_defaults(action_options)
```

Returns a list of actions based on the defaults parameters of each option in the input DataCheckActionOption list.

**Parameters** **action\_options** (*list[DataCheckActionOption]*) – List of DataCheckActionOption objects

**Returns** List of actions based on the defaults parameters of each option in the input list.

**Return type** list[DataCheckAction]

```
evalml.pipelines.utils.make_pipeline(X, y, estimator, problem_type, parameters=None,
                                     sampler_name=None, extra_components_before=None,
                                     extra_components_after=None, use_estimator=True,
                                     known_in_advance=None, features=False,
                                     exclude_featurizers=None, include_decomposer=True)
```

Given input data, target data, an estimator class and the problem type, generates a pipeline class with a preprocessing chain which was recommended based on the inputs. The pipeline will be a subclass of the appropriate pipeline base class for the specified problem\_type.

**Parameters**

- **X** (*pd.DataFrame*) – The input data of shape [n\_samples, n\_features].
- **y** (*pd.Series*) – The target data of length [n\_samples].
- **estimator** (*Estimator*) – Estimator for pipeline.

- **problem\_type** (*ProblemTypes* or *str*) – Problem type for pipeline to generate.
- **parameters** (*dict*) – Dictionary with component names as keys and dictionary of that component’s parameters as values. An empty dictionary or None implies using all default values for component parameters.
- **sampler\_name** (*str*) – The name of the sampler component to add to the pipeline. Only used in classification problems. Defaults to None
- **extra\_components\_before** (*list[ComponentBase]*) – List of extra components to be added before preprocessing components. Defaults to None.
- **extra\_components\_after** (*list[ComponentBase]*) – List of extra components to be added after preprocessing components. Defaults to None.
- **use\_estimator** (*bool*) – Whether to add the provided estimator to the pipeline or not. Defaults to True.
- **known\_in\_advance** (*list[str]*, *None*) – List of features that are known in advance.
- **features** (*bool*) – Whether to add a DFSTransformer component to this pipeline.
- **exclude\_featurizers** (*list[str]*) – A list of featurizer components to exclude from the pipeline. Valid options are “DatetimeFeaturizer”, “EmailFeaturizer”, “URLFeaturizer”, “NaturalLanguageFeaturizer”, “TimeSeriesFeaturizer”
- **include\_decomposer** (*bool*) – For time series regression problems, whether or not to include a decomposer in the generated pipeline. Defaults to True.

**Returns** PipelineBase instance with dynamically generated preprocessing components and specified estimator.

**Return type** PipelineBase object

**Raises ValueError** – If estimator is not valid for the given problem type, or sampling is not supported for the given problem type.

```
evalml.pipelines.utils.make_pipeline_from_actions(problem_type, actions,  
                                                  problem_configuration=None)
```

Creates a pipeline of components to address the input DataCheckAction list.

#### Parameters

- **problem\_type** (*str* or *ProblemType*) – The problem type that the pipeline should address.
- **actions** (*list[DataCheckAction]*) – List of DataCheckAction objects used to create list of components
- **problem\_configuration** (*dict*) – Required for time series problem types. Values should be passed in for time\_index, gap, forecast\_horizon, and max\_delay.

**Returns** Pipeline which can be used to address data check actions.

**Return type** PipelineBase

```
evalml.pipelines.utils.make_pipeline_from_data_check_output(problem_type, data_check_output,  
                                                            problem_configuration=None)
```

Creates a pipeline of components to address warnings and errors output from running data checks. Uses all default suggestions.

#### Parameters

- **problem\_type** (*str* or *ProblemType*) – The problem type.

- **data\_check\_output** (*dict*) – Output from calling `DataCheck.validate()`.
- **problem\_configuration** (*dict*) – Required for time series problem types. Values should be passed in for `time_index`, `gap`, `forecast_horizon`, and `max_delay`.

**Returns** Pipeline which can be used to address data check outputs.

**Return type** PipelineBase

**Raises** **ValueError** – If `problem_type` is of type time series but an incorrect `problem_configuration` has been passed.

`evalml.pipelines.utils.make_timeseries_baseline_pipeline(problem_type, gap, forecast_horizon, time_index, exclude_featurizer=False)`

Make a baseline pipeline for time series regression problems.

#### Parameters

- **problem\_type** – One of `TIME_SERIES_REGRESSION`, `TIME_SERIES_MULTICLASS`, `TIME_SERIES_BINARY`
- **gap** (*int*) – Non-negative gap parameter.
- **forecast\_horizon** (*int*) – Positive forecast\_horizon parameter.
- **time\_index** (*str*) – Column name of time\_index parameter.
- **exclude\_featurizer** (*bool*) – Whether or not to exclude the `TimeSeriesFeaturizer` from the baseline graph. Defaults to `False`.

**Returns** `TimeSeriesPipelineBase`, a time series pipeline corresponding to the problem type.

`evalml.pipelines.utils.rows_of_interest(pipeline, X, y=None, threshold=None, epsilon=0.1, sort_values=True, types='all')`

Get the row indices of the data that are closest to the threshold. Works only for binary classification problems and pipelines.

#### Parameters

- **pipeline** (*PipelineBase*) – The fitted binary pipeline.
- **X** (*ww.DataTable*, *pd.DataFrame*) – The input features to predict on.
- **y** (*ww.DataColumn*, *pd.Series*, *None*) – The input target data, if available. Defaults to `None`.
- **threshold** (*float*) – The threshold value of interest to separate positive and negative predictions. If `None`, uses the pipeline threshold if set, else 0.5. Defaults to `None`.
- **epsilon** (*epsilon*) – The difference between the probability and the threshold that would make the row interesting for us. For instance, `epsilon=0.1` and `threshold=0.5` would mean we consider all rows in `[0.4, 0.6]` to be of interest. Defaults to 0.1.
- **sort\_values** (*bool*) – Whether to return the indices sorted by the distance from the threshold, such that the first values are closer to the threshold and the later values are further. Defaults to `True`.
- **types** (*str*) – The type of rows to keep and return. Can be one of `['incorrect', 'correct', 'true_positive', 'true_negative', 'all']`. Defaults to `'all'`.

`'incorrect'` - return only the rows where the predictions are incorrect. This means that, given the threshold and target `y`, keep only the rows which are labeled wrong. `'correct'` - return only the rows where the predictions are correct. This means that, given the threshold and target `y`, keep only the rows which are correctly labeled. `'true_positive'` - return only the

rows which are positive, as given by the targets. 'true\_negative' - return only the rows which are negative, as given by the targets. 'all' - return all rows. This is the only option available when there is no target data provided.

**Returns** The indices corresponding to the rows of interest.

**Raises**

- **ValueError** – If pipeline is not a fitted Binary Classification pipeline.
- **ValueError** – If types is invalid or y is not provided when types is not 'all'.
- **ValueError** – If the threshold is provided and is exclusive of [0, 1].

`evalml.pipelines.utils.stack_data(data, include_series_id=False, series_id_name=None, starting_index=None)`

Stacks the given DataFrame back into a single Series, or a DataFrame if include\_series\_id is True.

Should only be used for data that is expected to be a single series. To stack multiple unstacked columns, use `stack_X`.

**Parameters**

- **data** (*pd.DataFrame*) – The data to stack.
- **include\_series\_id** (*bool*) – Whether or not to extract the series id and include it in a separate columns
- **series\_id\_name** (*str*) – If include\_series\_id is True, the series\_id name to set for the column. The column will be named 'series\_id' if this parameter is None.
- **starting\_index** (*int*) – The starting index to use for the stacked series. If None and the input index is numeric, the starting index will match that of the input data. If None and the input index is a DatetimeIndex, the index will be the input data's index repeated over the number of columns in the input data.

**Returns** The data in stacked series form.

**Return type** `pd.Series` or `pd.DataFrame`

`evalml.pipelines.utils.stack_X(X, series_id_name, time_index, starting_index=None)`

Restacks the unstacked features into a single DataFrame.

**Parameters**

- **X** (*pd.DataFrame*) – The unstacked features.
- **series\_id\_name** (*str*) – The name of the series id column.
- **time\_index** (*str*) – The name of the time index column.
- **starting\_index** (*int*) – The starting index to use for the stacked DataFrame. If None, the starting index will match that of the input data. Defaults to None.

**Returns** The restacked features.

**Return type** `pd.DataFrame`

`evalml.pipelines.utils.unstack_multiseries(X, y, series_id, time_index, target_name)`

Converts multiseries data with one series\_id column and one target column to one target column per series id.

Datetime information will be preserved only as a column in X.

**Parameters**

- **X** (*pd.DataFrame*) – Data of shape [n\_samples, n\_features].

- **y** (*pd.Series*) – Target data.
- **series\_id** (*str*) – The column which identifies which series each row belongs to.
- **time\_index** (*str*) – Specifies the name of the column in X that provides the datetime objects.
- **target\_name** (*str*) – The name of the target column.

**Returns** The unstacked X and y data.

**Return type** *pd.DataFrame*, *pd.DataFrame*

## Package Contents

### Classes Summary

<i>ARIMAREgressor</i>	Autoregressive Integrated Moving Average Model. The three parameters (p, d, q) are the AR order, the degree of differencing, and the MA order. More information here: <a href="https://www.statsmodels.org/devel/generated/statsmodels.tsa.arima.model.ARIMA.html">https://www.statsmodels.org/devel/generated/statsmodels.tsa.arima.model.ARIMA.html</a> .
<i>BinaryClassificationPipeline</i>	Pipeline subclass for all binary classification pipelines.
<i>CatBoostClassifier</i>	CatBoost Classifier, a classifier that uses gradient-boosting on decision trees. CatBoost is an open-source library and natively supports categorical features.
<i>CatBoostRegressor</i>	CatBoost Regressor, a regressor that uses gradient-boosting on decision trees. CatBoost is an open-source library and natively supports categorical features.
<i>ClassificationPipeline</i>	Pipeline subclass for all classification pipelines.
<i>ComponentGraph</i>	Component graph for a pipeline as a directed acyclic graph (DAG).
<i>DecisionTreeClassifier</i>	Decision Tree Classifier.
<i>DecisionTreeRegressor</i>	Decision Tree Regressor.
<i>DFSTransformer</i>	Featuretools DFS component that generates features for the input features.
<i>DropNaNRowsTransformer</i>	Transformer to drop rows with NaN values.
<i>ElasticNetClassifier</i>	Elastic Net Classifier. Uses Logistic Regression with elasticnet penalty as the base estimator.
<i>ElasticNetRegressor</i>	Elastic Net Regressor.
<i>Estimator</i>	A component that fits and predicts given data.
<i>ExponentialSmoothingRegressor</i>	Holt-Winters Exponential Smoothing Forecaster.
<i>ExtraTreesClassifier</i>	Extra Trees Classifier.
<i>ExtraTreesRegressor</i>	Extra Trees Regressor.
<i>FeatureSelector</i>	Selects top features based on importance weights.
<i>Imputer</i>	Imputes missing data according to a specified imputation strategy.
<i>KNeighborsClassifier</i>	K-Nearest Neighbors Classifier.
<i>LightGBMClassifier</i>	LightGBM Classifier.
<i>LightGBMRegressor</i>	LightGBM Regressor.
<i>LinearRegressor</i>	Linear Regressor.
<i>LogisticRegressionClassifier</i>	Logistic Regression Classifier.

continues on next page

Table 14 – continued from previous page

<i>MulticlassClassificationPipeline</i>	Pipeline subclass for all multiclass classification pipelines.
<i>MultiseriesRegressionPipeline</i>	Pipeline base class for multiseries time series regression problems.
<i>OneHotEncoder</i>	A transformer that encodes categorical features in a one-hot numeric array.
<i>OrdinalEncoder</i>	A transformer that encodes ordinal features as an array of ordinal integers representing the relative order of categories.
<i>PerColumnImputer</i>	Imputes missing data according to a specified imputation strategy per column.
<i>PipelineBase</i>	Machine learning pipeline.
<i>ProphetRegressor</i>	Prophet is a procedure for forecasting time series data based on an additive model where non-linear trends are fit with yearly, weekly, and daily seasonality, plus holiday effects. It works best with time series that have strong seasonal effects and several seasons of historical data. Prophet is robust to missing data and shifts in the trend, and typically handles outliers well.
<i>RandomForestClassifier</i>	Random Forest Classifier.
<i>RandomForestRegressor</i>	Random Forest Regressor.
<i>RegressionPipeline</i>	Pipeline subclass for all regression pipelines.
<i>RFClassifierSelectFromModel</i>	Selects top features based on importance weights using a Random Forest classifier.
<i>RFRegressorSelectFromModel</i>	Selects top features based on importance weights using a Random Forest regressor.
<i>SimpleImputer</i>	Imputes missing data according to a specified imputation strategy. Natural language columns are ignored.
<i>StackedEnsembleBase</i>	Stacked Ensemble Base Class.
<i>StackedEnsembleClassifier</i>	Stacked Ensemble Classifier.
<i>StackedEnsembleRegressor</i>	Stacked Ensemble Regressor.
<i>StandardScaler</i>	A transformer that standardizes input features by removing the mean and scaling to unit variance.
<i>SVMClassifier</i>	Support Vector Machine Classifier.
<i>SVMRegressor</i>	Support Vector Machine Regressor.
<i>TargetEncoder</i>	A transformer that encodes categorical features into target encodings.
<i>TimeSeriesBinaryClassificationPipeline</i>	Pipeline base class for time series binary classification problems.
<i>TimeSeriesClassificationPipeline</i>	Pipeline base class for time series classification problems.
<i>TimeSeriesFeaturizer</i>	Transformer that delays input features and target variable for time series problems.
<i>TimeSeriesImputer</i>	Imputes missing data according to a specified timeseries-specific imputation strategy.
<i>TimeSeriesMulticlassClassificationPipeline</i>	Pipeline base class for time series multiclass classification problems.
<i>TimeSeriesRegressionPipeline</i>	Pipeline base class for time series regression problems.
<i>TimeSeriesRegularizer</i>	Transformer that regularizes an inconsistently spaced datetime column.

continues on next page



Table 14 – continued from previous page

<i>Transformer</i>	A component that may or may not need fitting that transforms data. These components are used before an estimator.
<i>VARMAXRegressor</i>	Vector Autoregressive Moving Average with eXogenous regressors model. The two parameters (p, q) are the AR order and the MA order. More information here: <a href="https://www.statsmodels.org/stable/generated/statsmodels.tsa.statespace.varmax.VARMAX.html">https://www.statsmodels.org/stable/generated/statsmodels.tsa.statespace.varmax.VARMAX.html</a> .
<i>VowpalWabbitBinaryClassifier</i>	Vowpal Wabbit Binary Classifier.
<i>VowpalWabbitMulticlassClassifier</i>	Vowpal Wabbit Multiclass Classifier.
<i>VowpalWabbitRegressor</i>	Vowpal Wabbit Regressor.
<i>XGBoostClassifier</i>	XGBoost Classifier.
<i>XGBoostRegressor</i>	XGBoost Regressor.

## Contents

```
class evalml.pipelines.ARIMAREgressor(time_index: Optional[Hashable] = None, trend: Optional[str] =
None, start_p: int = 2, d: int = 0, start_q: int = 2, max_p: int = 5,
max_d: int = 2, max_q: int = 5, seasonal: bool = True, sp: int = 1,
n_jobs: int = -1, random_seed: Union[int, float] = 0, maxiter: int
= 10, use_covariates: bool = True, **kwargs)
```

Autoregressive Integrated Moving Average Model. The three parameters (p, d, q) are the AR order, the degree of differencing, and the MA order. More information here: <https://www.statsmodels.org/devel/generated/statsmodels.tsa.arima.model.ARIMA.html>.

Currently ARIMAREgressor isn't supported via conda install. It's recommended that it be installed via PyPI.

### Parameters

- **time\_index** (*str*) – Specifies the name of the column in X that provides the datetime objects. Defaults to None.
- **trend** (*str*) – Controls the deterministic trend. Options are ['n', 'c', 't', 'ct'] where 'c' is a constant term, 't' indicates a linear trend, and 'ct' is both. Can also be an iterable when defining a polynomial, such as [1, 1, 0, 1].
- **start\_p** (*int*) – Minimum Autoregressive order. Defaults to 2.
- **d** (*int*) – Minimum Differencing degree. Defaults to 0.
- **start\_q** (*int*) – Minimum Moving Average order. Defaults to 2.
- **max\_p** (*int*) – Maximum Autoregressive order. Defaults to 5.
- **max\_d** (*int*) – Maximum Differencing degree. Defaults to 2.
- **max\_q** (*int*) – Maximum Moving Average order. Defaults to 5.
- **seasonal** (*boolean*) – Whether to fit a seasonal model to ARIMA. Defaults to True.
- **sp** (*int or str*) – Period for seasonal differencing, specifically the number of periods in each season. If “detect”, this model will automatically detect this parameter (given the time series is a standard frequency) and will fall back to 1 (no seasonality) if it cannot be detected. Defaults to 1.
- **n\_jobs** (*int or None*) – Non-negative integer describing level of parallelism used for pipelines. Defaults to -1.

- **random\_seed** (*int*) – Seed for the random number generator. Defaults to 0.

#### Attributes

<b>hyper-parameter_ranges</b>	{ "start_p": Integer(1, 3), "d": Integer(0, 2), "start_q": Integer(1, 3), "max_p": Integer(3, 10), "max_d": Integer(2, 5), "max_q": Integer(3, 10), "seasonal": [True, False], }
<b>is_multiseries</b>	False
<b>max_cols</b>	7
<b>max_rows</b>	1000
<b>model_family</b>	ModelFamily.ARIMA
<b>modifies_features</b>	True
<b>modifies_target</b>	False
<b>name</b>	ARIMA Regressor
<b>supported_problem_types</b>	[ProblemTypes.TIME_SERIES_REGRESSION]
<b>training_only</b>	False

#### Methods

<i>clone</i>	Constructs a new component with the same parameters and random state.
<i>default_parameters</i>	Returns the default parameters for this component.
<i>describe</i>	Describe a component and its parameters.
<i>feature_importance</i>	Returns array of 0's with a length of 1 as feature_importance is not defined for ARIMA regressor.
<i>fit</i>	Fits ARIMA regressor to data.
<i>get_prediction_intervals</i>	Find the prediction intervals using the fitted ARIMARegressor.
<i>load</i>	Loads component at file path.
<i>needs_fitting</i>	Returns boolean determining if component needs fitting before calling predict, predict_proba, transform, or feature_importances.
<i>parameters</i>	Returns the parameters which were used to initialize the component.
<i>predict</i>	Make predictions using fitted ARIMA regressor.
<i>predict_proba</i>	Make probability estimates for labels.
<i>save</i>	Saves component at file path.
<i>update_parameters</i>	Updates the parameter dictionary of the component.

#### **clone**(*self*)

Constructs a new component with the same parameters and random state.

**Returns** A new instance of this component with identical parameters and random state.

#### **default\_parameters**(*cls*)

Returns the default parameters for this component.

Our convention is that `Component.default_parameters == Component().parameters`.

**Returns** Default parameters for this component.

**Return type** dict

**describe**(*self*, *print\_name=False*, *return\_dict=False*)

Describe a component and its parameters.

**Parameters**

- **print\_name** (*bool*, *optional*) – whether to print name of component
- **return\_dict** (*bool*, *optional*) – whether to return description as dictionary in the format {"name": name, "parameters": parameters}

**Returns** Returns dictionary if return\_dict is True, else None.

**Return type** None or dict

**property feature\_importance**(*self*) → numpy.ndarray

Returns array of 0's with a length of 1 as feature\_importance is not defined for ARIMA regressor.

**fit**(*self*, *X: pandas.DataFrame*, *y: Optional[pandas.Series] = None*)

Fits ARIMA regressor to data.

**Parameters**

- **X** (*pd.DataFrame*) – The input training data of shape [n\_samples, n\_features].
- **y** (*pd.Series*) – The target training data of length [n\_samples].

**Returns** self

**Raises** **ValueError** – If y was not passed in.

**get\_prediction\_intervals**(*self*, *X: pandas.DataFrame*, *y: pandas.Series = None*, *coverage: List[float] = None*, *predictions: pandas.Series = None*) → Dict[str, pandas.Series]

Find the prediction intervals using the fitted ARIMARegressor.

**Parameters**

- **X** (*pd.DataFrame*) – Data of shape [n\_samples, n\_features].
- **y** (*pd.Series*) – Target data. Optional.
- **coverage** (*list[float]*) – A list of floats between the values 0 and 1 that the upper and lower bounds of the prediction interval should be calculated for.
- **predictions** (*pd.Series*) – Not used for ARIMA regressor.

**Returns** Prediction intervals, keys are in the format {coverage}\_lower or {coverage}\_upper.

**Return type** dict

**static load**(*file\_path*)

Loads component at file path.

**Parameters** **file\_path** (*str*) – Location to load file.

**Returns** ComponentBase object

**needs\_fitting**(*self*)

Returns boolean determining if component needs fitting before calling predict, predict\_proba, transform, or feature\_importances.

This can be overridden to False for components that do not need to be fit or whose fit methods do nothing.

**Returns** True.

**property parameters**(*self*)

Returns the parameters which were used to initialize the component.

**predict**(*self*, *X*: *pandas.DataFrame*, *y*: *Optional[pandas.Series] = None*) → *pandas.Series*

Make predictions using fitted ARIMA regressor.

**Parameters**

- **X** (*pd.DataFrame*) – Data of shape [n\_samples, n\_features].
- **y** (*pd.Series*) – Target data.

**Returns** Predicted values.

**Return type** *pd.Series*

**Raises** **ValueError** – If *X* was passed to *fit* but not passed in *predict*.

**predict\_proba**(*self*, *X*: *pandas.DataFrame*) → *pandas.Series*

Make probability estimates for labels.

**Parameters** **X** (*pd.DataFrame*) – Features.

**Returns** Probability estimates.

**Return type** *pd.Series*

**Raises** **MethodPropertyNotFoundError** – If estimator does not have a *predict\_proba* method or a *component\_obj* that implements *predict\_proba*.

**save**(*self*, *file\_path*, *pickle\_protocol=cloudpickle.DEFAULT\_PROTOCOL*)

Saves component at file path.

**Parameters**

- **file\_path** (*str*) – Location to save file.
- **pickle\_protocol** (*int*) – The pickle data stream format.

**update\_parameters**(*self*, *update\_dict*, *reset\_fit=True*)

Updates the parameter dictionary of the component.

**Parameters**

- **update\_dict** (*dict*) – A dict of parameters to update.
- **reset\_fit** (*bool*, *optional*) – If True, will set *\_is\_fitted* to False.

**class** `evalml.pipelines.BinaryClassificationPipeline`(*component\_graph*, *parameters=None*,  
*custom\_name=None*, *random\_seed=0*)

Pipeline subclass for all binary classification pipelines.

**Parameters**

- **component\_graph** (*ComponentGraph*, *list*, *dict*) – *ComponentGraph* instance, list of components in order, or dictionary of components. Accepts strings or *ComponentBase* subclasses in the list. Note that when duplicate components are specified in a list, the duplicate component names will be modified with the component's index in the list. For example, the component graph [Imputer, One Hot Encoder, Imputer, Logistic Regression Classifier] will have names ["Imputer", "One Hot Encoder", "Imputer\_2", "Logistic Regression Classifier"]
- **parameters** (*dict*) – Dictionary with component names as keys and dictionary of that component's parameters as values. An empty dictionary or None implies using all default values for component parameters. Defaults to None.

- **custom\_name** (*str*) – Custom name for the pipeline. Defaults to None.
- **random\_seed** (*int*) – Seed for the random number generator. Defaults to 0.

### Example

```
>>> pipeline = BinaryClassificationPipeline(component_graph=["Simple Imputer",
↳ "Logistic Regression Classifier"],
...                                     parameters={"Logistic Regression_
↳ Classifier": {"penalty": "elasticnet",
...                                     "solver": "liblinear"}}},
...                                     custom_name="My Binary Pipeline")
>>> assert pipeline.custom_name == "My Binary Pipeline"
>>> assert pipeline.component_graph.component_dict.keys() == {'Simple Imputer',
↳ 'Logistic Regression Classifier'}
```

The pipeline parameters will be chosen from the default parameters for every component, unless specific parameters were passed in as they were above.

```
>>> assert pipeline.parameters == {
...     'Simple Imputer': {'impute_strategy': 'most_frequent', 'fill_value': None},
...     'Logistic Regression Classifier': {'penalty': 'elasticnet',
...                                       'C': 1.0,
...                                       'n_jobs': -1,
...                                       'multi_class': 'auto',
...                                       'solver': 'liblinear'}}
```

### Attributes

<b>problem_type</b>	ProblemTypes.BINARY
---------------------	---------------------

### Methods

<i>can_tune_threshold_with_objective</i>	Determine whether the threshold of a binary classification pipeline can be tuned.
<i>classes_</i>	Gets the class names for the pipeline. Will return None before pipeline is fit.
<i>clone</i>	Constructs a new pipeline with the same components, parameters, and random seed.
<i>create_objectives</i>	Create objective instances from a list of strings or objective classes.
<i>custom_name</i>	Custom name of the pipeline.
<i>describe</i>	Outputs pipeline details including component parameters.
<i>feature_importance</i>	Importance associated with each feature. Features dropped by the feature selection are excluded.
<i>fit</i>	Build a classification model. For string and categorical targets, classes are sorted by sorted(set(y)) and then are mapped to values between 0 and n_classes-1.
<i>fit_transform</i>	Fit and transform all components in the component graph, if all components are Transformers.
<i>get_component</i>	Returns component by name.
<i>get_hyperparameter_ranges</i>	Returns hyperparameter ranges from all components as a dictionary.
<i>graph</i>	Generate an image representing the pipeline graph.
<i>graph_dict</i>	Generates a dictionary with nodes consisting of the component names and parameters, and edges detailing component relationships. This dictionary is JSON serializable in most cases.
<i>graph_feature_importance</i>	Generate a bar graph of the pipeline's feature importance.
<i>inverse_transform</i>	Apply component inverse_transform methods to estimator predictions in reverse order.
<i>load</i>	Loads pipeline at file path.
<i>model_family</i>	Returns model family of this pipeline.
<i>name</i>	Name of the pipeline.
<i>new</i>	Constructs a new instance of the pipeline with the same component graph but with a different set of parameters. Not to be confused with python's __new__ method.
<i>optimize_threshold</i>	Optimize the pipeline threshold given the objective to use. Only used for binary problems with objectives whose thresholds can be tuned.
<i>parameters</i>	Parameter dictionary for this pipeline.
<i>predict</i>	Make predictions using selected features.
<i>predict_proba</i>	Make probability estimates for labels. Assumes that the column at index 1 represents the positive label case.
<i>save</i>	Saves pipeline at file path.
<i>score</i>	Evaluate model performance on objectives.
<i>summary</i>	A short summary of the pipeline structure, describing the list of components used.
<i>threshold</i>	Threshold used to make a prediction. Defaults to None.
<i>transform</i>	Transform the input.
<i>transform_all_but_final</i>	Transforms the data by applying all pre-processing components.

**can\_tune\_threshold\_with\_objective**(*self*, *objective*)

Determine whether the threshold of a binary classification pipeline can be tuned.

**Parameters** **objective** (*ObjectiveBase*) – Primary AutoMLSearch objective.

**Returns** True if the pipeline threshold can be tuned.

**Return type** bool

**property classes\_**(*self*)

Gets the class names for the pipeline. Will return None before pipeline is fit.

**clone**(*self*)

Constructs a new pipeline with the same components, parameters, and random seed.

**Returns** A new instance of this pipeline with identical components, parameters, and random seed.

**static create\_objectives**(*objectives*)

Create objective instances from a list of strings or objective classes.

**property custom\_name**(*self*)

Custom name of the pipeline.

**describe**(*self*, *return\_dict=False*)

Outputs pipeline details including component parameters.

**Parameters** **return\_dict** (*bool*) – If True, return dictionary of information about pipeline. Defaults to False.

**Returns** Dictionary of all component parameters if return\_dict is True, else None.

**Return type** dict

**property feature\_importance**(*self*)

Importance associated with each feature. Features dropped by the feature selection are excluded.

**Returns** Feature names and their corresponding importance

**Return type** pd.DataFrame

**fit**(*self*, *X*, *y*)

Build a classification model. For string and categorical targets, classes are sorted by sorted(set(y)) and then are mapped to values between 0 and n\_classes-1.

**Parameters**

- **X** (*pd.DataFrame* or *np.ndarray*) – The input training data of shape [n\_samples, n\_features]
- **y** (*pd.Series*, *np.ndarray*) – The target training labels of length [n\_samples]

**Returns** self

**Raises**

- **ValueError** – If the number of unique classes in y are not appropriate for the type of pipeline.
- **TypeError** – If the dtype is boolean but pd.NA exists in the series.
- **Exception** – For all other exceptions.

**fit\_transform**(*self*, *X*, *y*)

Fit and transform all components in the component graph, if all components are Transformers.

**Parameters**

- **X** (*pd.DataFrame*) – Input features of shape [n\_samples, n\_features].
- **y** (*pd.Series*) – The target data of length [n\_samples].

**Returns** Transformed output.

**Return type** *pd.DataFrame*

**Raises** **ValueError** – If final component is an Estimator.

**get\_component**(*self*, *name*)

Returns component by name.

**Parameters** **name** (*str*) – Name of component.

**Returns** Component to return

**Return type** Component

**get\_hyperparameter\_ranges**(*self*, *custom\_hyperparameters*)

Returns hyperparameter ranges from all components as a dictionary.

**Parameters** **custom\_hyperparameters** (*dict*) – Custom hyperparameters for the pipeline.

**Returns** Dictionary of hyperparameter ranges for each component in the pipeline.

**Return type** *dict*

**graph**(*self*, *filepath=None*)

Generate an image representing the pipeline graph.

**Parameters** **filepath** (*str*, *optional*) – Path to where the graph should be saved. If set to *None* (as by default), the graph will not be saved.

**Returns** Graph object that can be directly displayed in Jupyter notebooks.

**Return type** *graphviz.Digraph*

**Raises**

- **RuntimeError** – If graphviz is not installed.
- **ValueError** – If path is not writeable.

**graph\_dict**(*self*)

Generates a dictionary with nodes consisting of the component names and parameters, and edges detailing component relationships. This dictionary is JSON serializable in most cases.

*x\_edges* specifies from which component feature data is being passed. *y\_edges* specifies from which component target data is being passed. This can be used to build graphs across a variety of visualization tools. Template: {"Nodes": {"component\_name": {"Name": class\_name, "Parameters": parameters\_attributes}, ...}, "x\_edges": [[from\_component\_name, to\_component\_name], [from\_component\_name, to\_component\_name], ...], "y\_edges": [[from\_component\_name, to\_component\_name], [from\_component\_name, to\_component\_name], ...]}

**Returns** A dictionary representing the DAG structure.

**Return type** *dag\_dict* (*dict*)



**graph\_feature\_importance**(*self*, *importance\_threshold=0*)

Generate a bar graph of the pipeline's feature importance.

**Parameters** **importance\_threshold** (*float*, *optional*) – If provided, graph features with a permutation importance whose absolute value is larger than *importance\_threshold*. Defaults to zero.

**Returns** A bar graph showing features and their corresponding importance.

**Return type** `plotly.Figure`

**Raises** **ValueError** – If importance threshold is not valid.

**inverse\_transform**(*self*, *y*)

Apply component `inverse_transform` methods to estimator predictions in reverse order.

Components that implement `inverse_transform` are `PolynomialDecomposer`, `LogTransformer`, `LabelEncoder` (tbd).

**Parameters** **y** (*pd.Series*) – Final component features.

**Returns** The inverse transform of the target.

**Return type** `pd.Series`

**static load**(*file\_path: Union[str, io.BytesIO]*)

Loads pipeline at file path.

**Parameters** **file\_path** (*str/BytesIO*) – load filepath or a `BytesIO` object.

**Returns** `PipelineBase` object

**property model\_family**(*self*)

Returns model family of this pipeline.

**property name**(*self*)

Name of the pipeline.

**new**(*self*, *parameters*, *random\_seed=0*)

Constructs a new instance of the pipeline with the same component graph but with a different set of parameters. Not to be confused with python's `__new__` method.

**Parameters**

- **parameters** (*dict*) – Dictionary with component names as keys and dictionary of that component's parameters as values. An empty dictionary or `None` implies using all default values for component parameters. Defaults to `None`.
- **random\_seed** (*int*) – Seed for the random number generator. Defaults to 0.

**Returns** A new instance of this pipeline with identical components.

**optimize\_threshold**(*self*, *X*, *y*, *y\_pred\_proba*, *objective*)

Optimize the pipeline threshold given the objective to use. Only used for binary problems with objectives whose thresholds can be tuned.

**Parameters**

- **X** (*pd.DataFrame*) – Input features.
- **y** (*pd.Series*) – Input target values.
- **y\_pred\_proba** (*pd.Series*) – The predicted probabilities of the target outputted by the pipeline.

- **objective** (*ObjectiveBase*) – The objective to threshold with. Must have a tunable threshold.

**Raises** **ValueError** – If objective is not optimizable.

**property** **parameters**(*self*)

Parameter dictionary for this pipeline.

**Returns** Dictionary of all component parameters.

**Return type** dict

**predict**(*self*, *X*, *objective=None*, *X\_train=None*, *y\_train=None*)

Make predictions using selected features.

Note: we cast y as ints first to address boolean values that may be returned from calculating predictions which we would not be able to otherwise transform if we originally had integer targets.

**Parameters**

- **X** (*pd.DataFrame*) – Data of shape [n\_samples, n\_features].
- **objective** (*Object or string*) – The objective to use to make predictions.
- **X\_train** (*pd.DataFrame*) – Training data. Ignored. Only used for time series.
- **y\_train** (*pd.Series*) – Training labels. Ignored. Only used for time series.

**Returns** Estimated labels.

**Return type** pd.Series

**predict\_proba**(*self*, *X*, *X\_train=None*, *y\_train=None*)

Make probability estimates for labels. Assumes that the column at index 1 represents the positive label case.

**Parameters**

- **X** (*pd.DataFrame or np.ndarray*) – Data of shape [n\_samples, n\_features]
- **X\_train** (*pd.DataFrame or np.ndarray or None*) – Training data. Ignored. Only used for time series.
- **y\_train** (*pd.Series or None*) – Training labels. Ignored. Only used for time series.

**Returns** Probability estimates

**Return type** pd.Series

**save**(*self*, *file\_path*, *pickle\_protocol=cloudpickle.DEFAULT\_PROTOCOL*)

Saves pipeline at file path.

**Parameters**

- **file\_path** (*str*) – Location to save file.
- **pickle\_protocol** (*int*) – The pickle data stream format.

**score**(*self*, *X*, *y*, *objectives*, *X\_train=None*, *y\_train=None*)

Evaluate model performance on objectives.

**Parameters**

- **X** (*pd.DataFrame*) – Data of shape [n\_samples, n\_features]
- **y** (*pd.Series*) – True labels of length [n\_samples]

- **objectives** (*list*) – List of objectives to score
- **X\_train** (*pd.DataFrame*) – Training data. Ignored. Only used for time series.
- **y\_train** (*pd.Series*) – Training labels. Ignored. Only used for time series.

**Returns** Ordered dictionary of objective scores.

**Return type** dict

**property summary**(*self*)

A short summary of the pipeline structure, describing the list of components used.

Example: Logistic Regression Classifier w/ Simple Imputer + One Hot Encoder

**Returns** A string describing the pipeline structure.

**property threshold**(*self*)

Threshold used to make a prediction. Defaults to None.

**transform**(*self*, *X*, *y=None*)

Transform the input.

**Parameters**

- **X** (*pd.DataFrame*, or *np.ndarray*) – Data of shape [n\_samples, n\_features].
- **y** (*pd.Series*) – The target data of length [n\_samples]. Defaults to None.

**Returns** Transformed output.

**Return type** pd.DataFrame

**transform\_all\_but\_final**(*self*, *X*, *y=None*, *X\_train=None*, *y\_train=None*)

Transforms the data by applying all pre-processing components.

**Parameters**

- **X** (*pd.DataFrame*) – Input data to the pipeline to transform.
- **y** (*pd.Series* or *None*) – Targets corresponding to X. Optional.
- **X\_train** (*pd.DataFrame* or *np.ndarray* or *None*) – Training data. Only used for time series.
- **y\_train** (*pd.Series* or *None*) – Training labels. Only used for time series.

**Returns** New transformed features.

**Return type** pd.DataFrame

```
class evalml.pipelines.CatBoostClassifier(n_estimators=10, eta=0.03, max_depth=6,
                                         bootstrap_type=None, silent=True,
                                         allow_writing_files=False, random_seed=0, n_jobs=-1,
                                         **kwargs)
```

CatBoost Classifier, a classifier that uses gradient-boosting on decision trees. CatBoost is an open-source library and natively supports categorical features.

For more information, check out <https://catboost.ai/>

**Parameters**

- **n\_estimators** (*float*) – The maximum number of trees to build. Defaults to 10.
- **eta** (*float*) – The learning rate. Defaults to 0.03.
- **max\_depth** (*int*) – The maximum tree depth for base learners. Defaults to 6.

- **bootstrap\_type** (*string*) – Defines the method for sampling the weights of objects. Available methods are ‘Bayesian’, ‘Bernoulli’, ‘MVS’. Defaults to None.
- **silent** (*boolean*) – Whether to use the “silent” logging mode. Defaults to True.
- **allow\_writing\_files** (*boolean*) – Whether to allow writing snapshot files while training. Defaults to False.
- **n\_jobs** (*int or None*) – Number of jobs to run in parallel. -1 uses all processes. Defaults to -1.
- **random\_seed** (*int*) – Seed for the random number generator. Defaults to 0.

#### Attributes

<b>hyper-parameter_ranges</b>	{ “n_estimators”: Integer(4, 100), “eta”: Real(0.000001, 1), “max_depth”: Integer(4, 10), }
<b>is_multiseries</b>	False
<b>model_family</b>	ModelFamily.CATBOOST
<b>modifies_features</b>	True
<b>modifies_target</b>	False
<b>name</b>	CatBoost Classifier
<b>supported_problem_types</b>	[ ProblemTypes.BINARY, ProblemTypes.MULTICLASS, ProblemTypes.TIME_SERIES_BINARY, ProblemTypes.TIME_SERIES_MULTICLASS, ]
<b>training_only</b>	False

#### Methods

<i>clone</i>	Constructs a new component with the same parameters and random state.
<i>default_parameters</i>	Returns the default parameters for this component.
<i>describe</i>	Describe a component and its parameters.
<i>feature_importance</i>	Feature importance of fitted CatBoost classifier.
<i>fit</i>	Fits CatBoost classifier component to data.
<i>get_prediction_intervals</i>	Find the prediction intervals using the fitted regressor.
<i>load</i>	Loads component at file path.
<i>needs_fitting</i>	Returns boolean determining if component needs fitting before calling predict, predict_proba, transform, or feature_importances.
<i>parameters</i>	Returns the parameters which were used to initialize the component.
<i>predict</i>	Make predictions using the fitted CatBoost classifier.
<i>predict_proba</i>	Make prediction probabilities using the fitted CatBoost classifier.
<i>save</i>	Saves component at file path.
<i>update_parameters</i>	Updates the parameter dictionary of the component.

#### **clone**(*self*)

Constructs a new component with the same parameters and random state.

**Returns** A new instance of this component with identical parameters and random state.

**default\_parameters**(*cls*)

Returns the default parameters for this component.

Our convention is that `Component.default_parameters == Component().parameters`.

**Returns** Default parameters for this component.

**Return type** dict

**describe**(*self*, *print\_name=False*, *return\_dict=False*)

Describe a component and its parameters.

**Parameters**

- **print\_name** (*bool*, *optional*) – whether to print name of component
- **return\_dict** (*bool*, *optional*) – whether to return description as dictionary in the format {"name": name, "parameters": parameters}

**Returns** Returns dictionary if `return_dict` is `True`, else `None`.

**Return type** None or dict

**property feature\_importance**(*self*)

Feature importance of fitted CatBoost classifier.

**fit**(*self*, *X*, *y=None*)

Fits CatBoost classifier component to data.

**Parameters**

- **X** (*pd.DataFrame*) – The input training data of shape [n\_samples, n\_features].
- **y** (*pd.Series*) – The target training data of length [n\_samples].

**Returns** self

**get\_prediction\_intervals**(*self*, *X: pandas.DataFrame*, *y: Optional[pandas.Series] = None*, *coverage: List[float] = None*, *predictions: pandas.Series = None*) → Dict[str, pandas.Series]

Find the prediction intervals using the fitted regressor.

This function takes the predictions of the fitted estimator and calculates the rolling standard deviation across all predictions using a window size of 5. The lower and upper predictions are determined by taking the percent point (quantile) function of the lower tail probability at each bound multiplied by the rolling standard deviation.

**Parameters**

- **X** (*pd.DataFrame*) – Data of shape [n\_samples, n\_features].
- **y** (*pd.Series*) – Target data. Ignored.
- **coverage** (*list[float]*) – A list of floats between the values 0 and 1 that the upper and lower bounds of the prediction interval should be calculated for.
- **predictions** (*pd.Series*) – Optional list of predictions to use. If `None`, will generate predictions using `X`.

**Returns** Prediction intervals, keys are in the format {coverage}\_lower or {coverage}\_upper.

**Return type** dict

**Raises `MethodPropertyNotFoundError`** – If the estimator does not support Time Series Regression as a problem type.

**static load(*file\_path*)**

Loads component at file path.

**Parameters** **file\_path** (*str*) – Location to load file.

**Returns** ComponentBase object

**needs\_fitting(*self*)**

Returns boolean determining if component needs fitting before calling predict, predict\_proba, transform, or feature\_importances.

This can be overridden to False for components that do not need to be fit or whose fit methods do nothing.

**Returns** True.

**property parameters(*self*)**

Returns the parameters which were used to initialize the component.

**predict(*self*, *X*)**

Make predictions using the fitted CatBoost classifier.

**Parameters** **X** (*pd.DataFrame*) – Data of shape [n\_samples, n\_features].

**Returns** Predicted values.

**Return type** pd.Series

**predict\_proba(*self*, *X*)**

Make prediction probabilities using the fitted CatBoost classifier.

**Parameters** **X** (*pd.DataFrame*) – Data of shape [n\_samples, n\_features].

**Returns** Predicted probability values.

**Return type** pd.DataFrame

**save(*self*, *file\_path*, *pickle\_protocol*=cloudpickle.DEFAULT\_PROTOCOL)**

Saves component at file path.

**Parameters**

- **file\_path** (*str*) – Location to save file.
- **pickle\_protocol** (*int*) – The pickle data stream format.

**update\_parameters(*self*, *update\_dict*, *reset\_fit*=True)**

Updates the parameter dictionary of the component.

**Parameters**

- **update\_dict** (*dict*) – A dict of parameters to update.
- **reset\_fit** (*bool*, *optional*) – If True, will set *\_is\_fitted* to False.

**class evalml.pipelines.CatBoostRegressor(*n\_estimators*=10, *eta*=0.03, *max\_depth*=6, *bootstrap\_type*=None, *silent*=False, *allow\_writing\_files*=False, *random\_seed*=0, *n\_jobs*=-1, *\*\*kwargs*)**

CatBoost Regressor, a regressor that uses gradient-boosting on decision trees. CatBoost is an open-source library and natively supports categorical features.

For more information, check out <https://catboost.ai/>

### Parameters

- **n\_estimators** (*float*) – The maximum number of trees to build. Defaults to 10.
- **eta** (*float*) – The learning rate. Defaults to 0.03.
- **max\_depth** (*int*) – The maximum tree depth for base learners. Defaults to 6.
- **bootstrap\_type** (*string*) – Defines the method for sampling the weights of objects. Available methods are ‘Bayesian’, ‘Bernoulli’, ‘MVS’. Defaults to None.
- **silent** (*boolean*) – Whether to use the “silent” logging mode. Defaults to True.
- **allow\_writing\_files** (*boolean*) – Whether to allow writing snapshot files while training. Defaults to False.
- **n\_jobs** (*int or None*) – Number of jobs to run in parallel. -1 uses all processes. Defaults to -1.
- **random\_seed** (*int*) – Seed for the random number generator. Defaults to 0.

### Attributes

<b>hyper-parameter_ranges</b>	{ “n_estimators”: Integer(4, 100), “eta”: Real(0.000001, 1), “max_depth”: Integer(4, 10), }
<b>is_multiseries</b>	False
<b>model_family</b>	ModelFamily.CATBOOST
<b>modifies_features</b>	True
<b>modifies_target</b>	False
<b>name</b>	CatBoost Regressor
<b>supported_problem_types</b>	[ ProblemTypes.REGRESSION, ProblemTypes.TIME_SERIES_REGRESSION, ]
<b>training_only</b>	False

### Methods

<code>clone</code>	Constructs a new component with the same parameters and random state.
<code>default_parameters</code>	Returns the default parameters for this component.
<code>describe</code>	Describe a component and its parameters.
<code>feature_importance</code>	Feature importance of fitted CatBoost regressor.
<code>fit</code>	Fits CatBoost regressor component to data.
<code>get_prediction_intervals</code>	Find the prediction intervals using the fitted regressor.
<code>load</code>	Loads component at file path.
<code>needs_fitting</code>	Returns boolean determining if component needs fitting before calling predict, predict_proba, transform, or feature_importances.
<code>parameters</code>	Returns the parameters which were used to initialize the component.
<code>predict</code>	Make predictions using the fitted CatBoost regressor.
<code>predict_proba</code>	Make probability estimates for labels.
<code>save</code>	Saves component at file path.
<code>update_parameters</code>	Updates the parameter dictionary of the component.

**clone**(*self*)

Constructs a new component with the same parameters and random state.

**Returns** A new instance of this component with identical parameters and random state.

**default\_parameters**(*cls*)

Returns the default parameters for this component.

Our convention is that `Component.default_parameters == Component().parameters`.

**Returns** Default parameters for this component.

**Return type** dict

**describe**(*self*, *print\_name=False*, *return\_dict=False*)

Describe a component and its parameters.

**Parameters**

- **print\_name** (*bool*, *optional*) – whether to print name of component
- **return\_dict** (*bool*, *optional*) – whether to return description as dictionary in the format {"name": name, "parameters": parameters}

**Returns** Returns dictionary if return\_dict is True, else None.

**Return type** None or dict

**property feature\_importance**(*self*)

Feature importance of fitted CatBoost regressor.

**fit**(*self*, *X*, *y=None*)

Fits CatBoost regressor component to data.

**Parameters**

- **X** (*pd.DataFrame*) – The input training data of shape [n\_samples, n\_features].
- **y** (*pd.Series*) – The target training data of length [n\_samples].

**Returns** self



**get\_prediction\_intervals**(*self*, *X*: *pandas.DataFrame*, *y*: *Optional[pandas.Series] = None*, *coverage*: *List[float] = None*, *predictions*: *pandas.Series = None*) → *Dict[str, pandas.Series]*

Find the prediction intervals using the fitted regressor.

This function takes the predictions of the fitted estimator and calculates the rolling standard deviation across all predictions using a window size of 5. The lower and upper predictions are determined by taking the percent point (quantile) function of the lower tail probability at each bound multiplied by the rolling standard deviation.

#### Parameters

- **X** (*pd.DataFrame*) – Data of shape [n\_samples, n\_features].
- **y** (*pd.Series*) – Target data. Ignored.
- **coverage** (*list[float]*) – A list of floats between the values 0 and 1 that the upper and lower bounds of the prediction interval should be calculated for.
- **predictions** (*pd.Series*) – Optional list of predictions to use. If None, will generate predictions using X.

**Returns** Prediction intervals, keys are in the format {coverage}\_lower or {coverage}\_upper.

**Return type** dict

**Raises** **MethodPropertyNotFoundError** – If the estimator does not support Time Series Regression as a problem type.

**static load**(*file\_path*)

Loads component at file path.

**Parameters** **file\_path** (*str*) – Location to load file.

**Returns** ComponentBase object

**needs\_fitting**(*self*)

Returns boolean determining if component needs fitting before calling predict, predict\_proba, transform, or feature\_importances.

This can be overridden to False for components that do not need to be fit or whose fit methods do nothing.

**Returns** True.

**property parameters**(*self*)

Returns the parameters which were used to initialize the component.

**predict**(*self*, *X*)

Make predictions using the fitted CatBoost regressor.

**Parameters** **X** (*pd.DataFrame*) – Data of shape [n\_samples, n\_features].

**Returns** Predicted values.

**Return type** *pd.DataFrame*

**predict\_proba**(*self*, *X*: *pandas.DataFrame*) → *pandas.Series*

Make probability estimates for labels.

**Parameters** **X** (*pd.DataFrame*) – Features.

**Returns** Probability estimates.

**Return type** *pd.Series*

**Raises `MethodPropertyNotFoundError`** – If estimator does not have a `predict_proba` method or a `component_obj` that implements `predict_proba`.

**`save(self, file_path, pickle_protocol=cloudpickle.DEFAULT_PROTOCOL)`**

Saves component at file path.

#### Parameters

- **`file_path`** (*str*) – Location to save file.
- **`pickle_protocol`** (*int*) – The pickle data stream format.

**`update_parameters(self, update_dict, reset_fit=True)`**

Updates the parameter dictionary of the component.

#### Parameters

- **`update_dict`** (*dict*) – A dict of parameters to update.
- **`reset_fit`** (*bool*, *optional*) – If True, will set `_is_fitted` to False.

**`class evalml.pipelines.ClassificationPipeline(component_graph, parameters=None, custom_name=None, random_seed=0)`**

Pipeline subclass for all classification pipelines.

#### Parameters

- **`component_graph`** (*list or dict*) – List of components in order. Accepts strings or `ComponentBase` subclasses in the list. Note that when duplicate components are specified in a list, the duplicate component names will be modified with the component’s index in the list. For example, the component graph [Imputer, One Hot Encoder, Imputer, Logistic Regression Classifier] will have names [“Imputer”, “One Hot Encoder”, “Imputer\_2”, “Logistic Regression Classifier”]
- **`parameters`** (*dict*) – Dictionary with component names as keys and dictionary of that component’s parameters as values. An empty dictionary or None implies using all default values for component parameters. Defaults to None.
- **`custom_name`** (*str*) – Custom name for the pipeline. Defaults to None.
- **`random_seed`** (*int*) – Seed for the random number generator. Defaults to 0.

#### Attributes

<b><code>problem_type</code></b>	None
----------------------------------	------

#### Methods

<i>can_tune_threshold_with_objective</i>	Determine whether the threshold of a binary classification pipeline can be tuned.
<i>classes_</i>	Gets the class names for the pipeline. Will return None before pipeline is fit.
<i>clone</i>	Constructs a new pipeline with the same components, parameters, and random seed.
<i>create_objectives</i>	Create objective instances from a list of strings or objective classes.
<i>custom_name</i>	Custom name of the pipeline.
<i>describe</i>	Outputs pipeline details including component parameters.
<i>feature_importance</i>	Importance associated with each feature. Features dropped by the feature selection are excluded.
<i>fit</i>	Build a classification model. For string and categorical targets, classes are sorted by sorted(set(y)) and then are mapped to values between 0 and n_classes-1.
<i>fit_transform</i>	Fit and transform all components in the component graph, if all components are Transformers.
<i>get_component</i>	Returns component by name.
<i>get_hyperparameter_ranges</i>	Returns hyperparameter ranges from all components as a dictionary.
<i>graph</i>	Generate an image representing the pipeline graph.
<i>graph_dict</i>	Generates a dictionary with nodes consisting of the component names and parameters, and edges detailing component relationships. This dictionary is JSON serializable in most cases.
<i>graph_feature_importance</i>	Generate a bar graph of the pipeline's feature importance.
<i>inverse_transform</i>	Apply component inverse_transform methods to estimator predictions in reverse order.
<i>load</i>	Loads pipeline at file path.
<i>model_family</i>	Returns model family of this pipeline.
<i>name</i>	Name of the pipeline.
<i>new</i>	Constructs a new instance of the pipeline with the same component graph but with a different set of parameters. Not to be confused with python's __new__ method.
<i>parameters</i>	Parameter dictionary for this pipeline.
<i>predict</i>	Make predictions using selected features.
<i>predict_proba</i>	Make probability estimates for labels.
<i>save</i>	Saves pipeline at file path.
<i>score</i>	Evaluate model performance on objectives.
<i>summary</i>	A short summary of the pipeline structure, describing the list of components used.
<i>transform</i>	Transform the input.
<i>transform_all_but_final</i>	Transforms the data by applying all pre-processing components.

**can\_tune\_threshold\_with\_objective**(*self*, *objective*)

Determine whether the threshold of a binary classification pipeline can be tuned.

**Parameters** **objective** (*ObjectiveBase*) – Primary AutoMLSearch objective.

**Returns** True if the pipeline threshold can be tuned.

**Return type** bool

**property** **classes\_**(*self*)

Gets the class names for the pipeline. Will return None before pipeline is fit.

**clone**(*self*)

Constructs a new pipeline with the same components, parameters, and random seed.

**Returns** A new instance of this pipeline with identical components, parameters, and random seed.

**static** **create\_objectives**(*objectives*)

Create objective instances from a list of strings or objective classes.

**property** **custom\_name**(*self*)

Custom name of the pipeline.

**describe**(*self*, *return\_dict=False*)

Outputs pipeline details including component parameters.

**Parameters** **return\_dict** (*bool*) – If True, return dictionary of information about pipeline. Defaults to False.

**Returns** Dictionary of all component parameters if return\_dict is True, else None.

**Return type** dict

**property** **feature\_importance**(*self*)

Importance associated with each feature. Features dropped by the feature selection are excluded.

**Returns** Feature names and their corresponding importance

**Return type** pd.DataFrame

**fit**(*self*, *X*, *y*)

Build a classification model. For string and categorical targets, classes are sorted by sorted(set(y)) and then are mapped to values between 0 and n\_classes-1.

**Parameters**

- **X** (*pd.DataFrame* or *np.ndarray*) – The input training data of shape [n\_samples, n\_features]
- **y** (*pd.Series*, *np.ndarray*) – The target training labels of length [n\_samples]

**Returns** self

**Raises**

- **ValueError** – If the number of unique classes in y are not appropriate for the type of pipeline.
- **TypeError** – If the dtype is boolean but pd.NA exists in the series.
- **Exception** – For all other exceptions.

**fit\_transform**(*self*, *X*, *y*)

Fit and transform all components in the component graph, if all components are Transformers.

**Parameters**

- **X** (*pd.DataFrame*) – Input features of shape [n\_samples, n\_features].
- **y** (*pd.Series*) – The target data of length [n\_samples].

**Returns** Transformed output.

**Return type** *pd.DataFrame*

**Raises** **ValueError** – If final component is an Estimator.

**get\_component**(*self, name*)

Returns component by name.

**Parameters** **name** (*str*) – Name of component.

**Returns** Component to return

**Return type** Component

**get\_hyperparameter\_ranges**(*self, custom\_hyperparameters*)

Returns hyperparameter ranges from all components as a dictionary.

**Parameters** **custom\_hyperparameters** (*dict*) – Custom hyperparameters for the pipeline.

**Returns** Dictionary of hyperparameter ranges for each component in the pipeline.

**Return type** dict

**graph**(*self, filepath=None*)

Generate an image representing the pipeline graph.

**Parameters** **filepath** (*str, optional*) – Path to where the graph should be saved. If set to None (as by default), the graph will not be saved.

**Returns** Graph object that can be directly displayed in Jupyter notebooks.

**Return type** *graphviz.Digraph*

**Raises**

- **RuntimeError** – If graphviz is not installed.
- **ValueError** – If path is not writeable.

**graph\_dict**(*self*)

Generates a dictionary with nodes consisting of the component names and parameters, and edges detailing component relationships. This dictionary is JSON serializable in most cases.

*x\_edges* specifies from which component feature data is being passed. *y\_edges* specifies from which component target data is being passed. This can be used to build graphs across a variety of visualization tools. Template: {"Nodes": {"component\_name": {"Name": class\_name, "Parameters": parameters\_attributes}, ...}, "x\_edges": [[from\_component\_name, to\_component\_name], [from\_component\_name, to\_component\_name], ...], "y\_edges": [[from\_component\_name, to\_component\_name], [from\_component\_name, to\_component\_name], ...]}

**Returns** A dictionary representing the DAG structure.

**Return type** dag\_dict (dict)

**graph\_feature\_importance**(*self, importance\_threshold=0*)

Generate a bar graph of the pipeline's feature importance.

**Parameters** **importance\_threshold** (*float, optional*) – If provided, graph features with a permutation importance whose absolute value is larger than importance\_threshold. Defaults to zero.

**Returns** A bar graph showing features and their corresponding importance.

**Return type** `plotly.Figure`

**Raises** **ValueError** – If importance threshold is not valid.

**inverse\_transform**(*self*, *y*)

Apply component `inverse_transform` methods to estimator predictions in reverse order.

Components that implement `inverse_transform` are `PolynomialDecomposer`, `LogTransformer`, `LabelEncoder` (tbd).

**Parameters** *y* (`pd.Series`) – Final component features.

**Returns** The inverse transform of the target.

**Return type** `pd.Series`

**static load**(*file\_path*: `Union[str, io.BytesIO]`)

Loads pipeline at file path.

**Parameters** **file\_path** (`str/BytesIO`) – load filepath or a `BytesIO` object.

**Returns** `PipelineBase` object

**property model\_family**(*self*)

Returns model family of this pipeline.

**property name**(*self*)

Name of the pipeline.

**new**(*self*, *parameters*, *random\_seed*=0)

Constructs a new instance of the pipeline with the same component graph but with a different set of parameters. Not to be confused with python's `__new__` method.

**Parameters**

- **parameters** (`dict`) – Dictionary with component names as keys and dictionary of that component's parameters as values. An empty dictionary or `None` implies using all default values for component parameters. Defaults to `None`.
- **random\_seed** (`int`) – Seed for the random number generator. Defaults to 0.

**Returns** A new instance of this pipeline with identical components.

**property parameters**(*self*)

Parameter dictionary for this pipeline.

**Returns** Dictionary of all component parameters.

**Return type** `dict`

**predict**(*self*, *X*, *objective*=`None`, *X\_train*=`None`, *y\_train*=`None`)

Make predictions using selected features.

Note: we cast *y* as ints first to address boolean values that may be returned from calculating predictions which we would not be able to otherwise transform if we originally had integer targets.

**Parameters**

- **X** (`pd.DataFrame`) – Data of shape `[n_samples, n_features]`.
- **objective** (`Object or string`) – The objective to use to make predictions.
- **X\_train** (`pd.DataFrame`) – Training data. Ignored. Only used for time series.

- **y\_train** (*pd.Series*) – Training labels. Ignored. Only used for time series.

**Returns** Estimated labels.

**Return type** *pd.Series*

**predict\_proba**(*self*, *X*, *X\_train=None*, *y\_train=None*)

Make probability estimates for labels.

**Parameters**

- **X** (*pd.DataFrame* or *np.ndarray*) – Data of shape [n\_samples, n\_features]
- **X\_train** (*pd.DataFrame* or *np.ndarray* or *None*) – Training data. Ignored. Only used for time series.
- **y\_train** (*pd.Series* or *None*) – Training labels. Ignored. Only used for time series.

**Returns** Probability estimates

**Return type** *pd.DataFrame*

**Raises ValueError** – If final component is not an estimator.

**save**(*self*, *file\_path*, *pickle\_protocol=cloudpickle.DEFAULT\_PROTOCOL*)

Saves pipeline at file path.

**Parameters**

- **file\_path** (*str*) – Location to save file.
- **pickle\_protocol** (*int*) – The pickle data stream format.

**score**(*self*, *X*, *y*, *objectives*, *X\_train=None*, *y\_train=None*)

Evaluate model performance on objectives.

**Parameters**

- **X** (*pd.DataFrame*) – Data of shape [n\_samples, n\_features]
- **y** (*pd.Series*) – True labels of length [n\_samples]
- **objectives** (*list*) – List of objectives to score
- **X\_train** (*pd.DataFrame*) – Training data. Ignored. Only used for time series.
- **y\_train** (*pd.Series*) – Training labels. Ignored. Only used for time series.

**Returns** Ordered dictionary of objective scores.

**Return type** *dict*

**property summary**(*self*)

A short summary of the pipeline structure, describing the list of components used.

Example: Logistic Regression Classifier w/ Simple Imputer + One Hot Encoder

**Returns** A string describing the pipeline structure.

**transform**(*self*, *X*, *y=None*)

Transform the input.

**Parameters**

- **X** (*pd.DataFrame*, or *np.ndarray*) – Data of shape [n\_samples, n\_features].
- **y** (*pd.Series*) – The target data of length [n\_samples]. Defaults to None.

**Returns** Transformed output.

**Return type** `pd.DataFrame`

**transform\_all\_but\_final** (*self*, *X*, *y=None*, *X\_train=None*, *y\_train=None*)

Transforms the data by applying all pre-processing components.

**Parameters**

- **X** (`pd.DataFrame`) – Input data to the pipeline to transform.
- **y** (`pd.Series` or `None`) – Targets corresponding to X. Optional.
- **X\_train** (`pd.DataFrame` or `np.ndarray` or `None`) – Training data. Only used for time series.
- **y\_train** (`pd.Series` or `None`) – Training labels. Only used for time series.

**Returns** New transformed features.

**Return type** `pd.DataFrame`

**class** `evalml.pipelines.ComponentGraph` (*component\_dict=None*, *cached\_data=None*, *random\_seed=0*)

Component graph for a pipeline as a directed acyclic graph (DAG).

**Parameters**

- **component\_dict** (*dict*) – A dictionary which specifies the components and edges between components that should be used to create the component graph. Defaults to `None`.
- **cached\_data** (*dict*) – A dictionary of nested cached data. If the hashes and components are in this cache, we skip fitting for these components. Expected to be of format `{hash1: {component_name: trained_component, ...}, hash2: {...}, ...}`. Defaults to `None`.
- **random\_seed** (*int*) – Seed for the random number generator. Defaults to 0.

## Examples

```
>>> component_dict = {'Imputer': ['Imputer', 'X', 'y'],
...                   'Logistic Regression': ['Logistic Regression Classifier',
...                                           'Imputer.x', 'y']}
>>> component_graph = ComponentGraph(component_dict)
>>> assert component_graph.compute_order == ['Imputer', 'Logistic Regression']
...
...
>>> component_dict = {'Imputer': ['Imputer', 'X', 'y'],
...                   'OHE': ['One Hot Encoder', 'Imputer.x', 'y'],
...                   'estimator_1': ['Random Forest Classifier', 'OHE.x', 'y'],
...                   'estimator_2': ['Decision Tree Classifier', 'OHE.x', 'y'],
...                   'final': ['Logistic Regression Classifier', 'estimator_1.x',
...                              'estimator_2.x', 'y']}
>>> component_graph = ComponentGraph(component_dict)
```

The default parameters for every component in the component graph.

```
>>> assert component_graph.default_parameters == {
...     'Imputer': {'categorical_impute_strategy': 'most_frequent',
...                 'numeric_impute_strategy': 'mean',
...                 'boolean_impute_strategy': 'most_frequent',
```

(continues on next page)



(continued from previous page)

```
...         'categorical_fill_value': None,
...         'numeric_fill_value': None,
...         'boolean_fill_value': None},
...     'One Hot Encoder': {'top_n': 10,
...                         'features_to_encode': None,
...                         'categories': None,
...                         'drop': 'if_binary',
...                         'handle_unknown': 'ignore',
...                         'handle_missing': 'error'},
...     'Random Forest Classifier': {'n_estimators': 100,
...                                  'max_depth': 6,
...                                  'n_jobs': -1},
...     'Decision Tree Classifier': {'criterion': 'gini',
...                                  'max_features': 'sqrt',
...                                  'max_depth': 6,
...                                  'min_samples_split': 2,
...                                  'min_weight_fraction_leaf': 0.0},
...     'Logistic Regression Classifier': {'penalty': 'l2',
...                                       'C': 1.0,
...                                       'n_jobs': -1,
...                                       'multi_class': 'auto',
...                                       'solver': 'lbfgs'}}
```

## Methods

<code>compute_order</code>	The order that components will be computed or called in.
<code>default_parameters</code>	The default parameter dictionary for this pipeline.
<code>describe</code>	Outputs component graph details including component parameters.
<code>fit</code>	Fit each component in the graph.
<code>fit_and_transform_all_but_final</code>	Fit and transform all components save the final one, usually an estimator.
<code>fit_transform</code>	Fit and transform all components in the component graph, if all components are Transformers.
<code>generate_order</code>	Regenerated the topologically sorted order of the graph.
<code>get_component</code>	Retrieves a single component object from the graph.
<code>get_component_input_logical_types</code>	Get the logical types that are passed to the given component.
<code>get_estimators</code>	Gets a list of all the estimator components within this graph.
<code>get_inputs</code>	Retrieves all inputs for a given component.
<code>get_last_component</code>	Retrieves the component that is computed last in the graph, usually the final estimator.
<code>graph</code>	Generate an image representing the component graph.
<code>has_dfs</code>	Whether this component graph contains a DFSTransformer or not.
<code>instantiate</code>	Instantiates all uninstantiated components within the graph using the given parameters. An error will be raised if a component is already instantiated but the parameters dict contains arguments for that component.
<code>inverse_transform</code>	Apply component <code>inverse_transform</code> methods to estimator predictions in reverse order.
<code>last_component_input_logical_types</code>	Get the logical types that are passed to the last component in the pipeline.
<code>predict</code>	Make predictions using selected features.
<code>transform</code>	Transform the input using the component graph.
<code>transform_all_but_final</code>	Transform all components save the final one, and gathers the data from any number of parents to get all the information that should be fed to the final component.

**property** `compute_order(self)`

The order that components will be computed or called in.

**property** `default_parameters(self)`

The default parameter dictionary for this pipeline.

**Returns** Dictionary of all component default parameters.

**Return type** dict

**describe**(*self*, *return\_dict=False*)

Outputs component graph details including component parameters.

**Parameters** `return_dict` (*bool*) – If True, return dictionary of information about component

graph. Defaults to False.

**Returns** Dictionary of all component parameters if `return_dict` is True, else None

**Return type** dict

**Raises** **ValueError** – If the componentgraph is not instantiated

**fit**(*self*, *X*, *y*)

Fit each component in the graph.

**Parameters**

- **X** (*pd.DataFrame*) – The input training data of shape [n\_samples, n\_features].
- **y** (*pd.Series*) – The target training data of length [n\_samples].

**Returns** self

**fit\_and\_transform\_all\_but\_final**(*self*, *X*, *y*)

Fit and transform all components save the final one, usually an estimator.

**Parameters**

- **X** (*pd.DataFrame*) – The input training data of shape [n\_samples, n\_features].
- **y** (*pd.Series*) – The target training data of length [n\_samples].

**Returns** Transformed features and target.

**Return type** Tuple (pd.DataFrame, pd.Series)

**fit\_transform**(*self*, *X*, *y*)

Fit and transform all components in the component graph, if all components are Transformers.

**Parameters**

- **X** (*pd.DataFrame*) – Input features of shape [n\_samples, n\_features].
- **y** (*pd.Series*) – The target data of length [n\_samples].

**Returns** Transformed output.

**Return type** pd.DataFrame

**Raises** **ValueError** – If final component is an Estimator.

**classmethod generate\_order**(*cls*, *component\_dict*)

Regenerated the topologically sorted order of the graph.

**get\_component**(*self*, *component\_name*)

Retrieves a single component object from the graph.

**Parameters** **component\_name** (*str*) – Name of the component to retrieve

**Returns** ComponentBase object

**Raises** **ValueError** – If the component is not in the graph.

**get\_component\_input\_logical\_types**(*self*, *component\_name*)

Get the logical types that are passed to the given component.

**Parameters** **component\_name** (*str*) – Name of component in the graph

**Returns** Dict - Mapping feature name to logical type instance.

**Raises**

- **ValueError** – If the component is not in the graph.
- **ValueError** – If the component graph has not been fitted

**get\_estimators**(*self*)

Gets a list of all the estimator components within this graph.

**Returns** All estimator objects within the graph.

**Return type** list

**Raises** **ValueError** – If the component graph is not yet instantiated.

**get\_inputs**(*self*, *component\_name*)

Retrieves all inputs for a given component.

**Parameters** **component\_name** (*str*) – Name of the component to look up.

**Returns** List of inputs for the component to use.

**Return type** list[*str*]

**Raises** **ValueError** – If the component is not in the graph.

**get\_last\_component**(*self*)

Retrieves the component that is computed last in the graph, usually the final estimator.

**Returns** ComponentBase object

**Raises** **ValueError** – If the component graph has no edges.

**graph**(*self*, *name=None*, *graph\_format=None*)

Generate an image representing the component graph.

**Parameters**

- **name** (*str*) – Name of the graph. Defaults to None.
- **graph\_format** (*str*) – file format to save the graph in. Defaults to None.

**Returns** Graph object that can be directly displayed in Jupyter notebooks.

**Return type** graphviz.Digraph

**Raises** **RuntimeError** – If graphviz is not installed.

**property has\_dfs**(*self*)

Whether this component graph contains a DFSTransformer or not.

**instantiate**(*self*, *parameters=None*)

Instantiates all uninstantiated components within the graph using the given parameters. An error will be raised if a component is already instantiated but the parameters dict contains arguments for that component.

**Parameters** **parameters** (*dict*) – Dictionary with component names as keys and dictionary of that component's parameters as values. An empty dictionary {} or None implies using all default values for component parameters. If a component in the component graph is already instantiated, it will not use any of its parameters defined in this dictionary. Defaults to None.

**Returns** *self*

**Raises** **ValueError** – If component graph is already instantiated or if a component errored while instantiating.

**inverse\_transform**(*self*, *y*)

Apply component inverse\_transform methods to estimator predictions in reverse order.

Components that implement inverse\_transform are PolynomialDecomposer, LogTransformer, LabelEncoder (tbd).

**Parameters** *y* – (pd.Series): Final component features.

**Returns** The target with inverse transformation applied.

**Return type** pd.Series

**property last\_component\_input\_logical\_types**(*self*)

Get the logical types that are passed to the last component in the pipeline.

**Returns** Dict - Mapping feature name to logical type instance.

**Raises**

- **ValueError** – If the component is not in the graph.
- **ValueError** – If the component graph as not been fitted

**predict**(*self*, *X*)

Make predictions using selected features.

**Parameters** *X* (pd.DataFrame) – Input features of shape [n\_samples, n\_features].

**Returns** Predicted values.

**Return type** pd.Series

**Raises** **ValueError** – If final component is not an Estimator.

**transform**(*self*, *X*, *y=None*)

Transform the input using the component graph.

**Parameters**

- *X* (pd.DataFrame) – Input features of shape [n\_samples, n\_features].
- *y* (pd.Series) – The target data of length [n\_samples]. Defaults to None.

**Returns** Transformed output.

**Return type** pd.DataFrame

**Raises** **ValueError** – If final component is not a Transformer.

**transform\_all\_but\_final**(*self*, *X*, *y=None*)

Transform all components save the final one, and gathers the data from any number of parents to get all the information that should be fed to the final component.

**Parameters**

- *X* (pd.DataFrame) – Data of shape [n\_samples, n\_features].
- *y* (pd.Series) – The target training data of length [n\_samples]. Defaults to None.

**Returns** Transformed values.

**Return type** pd.DataFrame

```
class evalml.pipelines.DecisionTreeClassifier(criterion='gini', max_features='sqrt', max_depth=6,  
                                             min_samples_split=2, min_weight_fraction_leaf=0.0,  
                                             random_seed=0, **kwargs)
```

Decision Tree Classifier.

#### Parameters

- **criterion** (*{ "gini", "entropy" }*) – The function to measure the quality of a split. Supported criteria are “gini” for the Gini impurity and “entropy” for the information gain. Defaults to “gini”.
- **max\_features** (*int, float or { "sqrt", "log2" }*) – The number of features to consider when looking for the best split:
  - If int, then consider max\_features features at each split.
  - If float, then max\_features is a fraction and int(max\_features \* n\_features) features are considered at each split.
  - If “sqrt”, then max\_features=sqrt(n\_features).
  - If “log2”, then max\_features=log2(n\_features).
  - If None, then max\_features = n\_features.

The search for a split does not stop until at least one valid partition of the node samples is found, even if it requires to effectively inspect more than max\_features features.

- **max\_depth** (*int*) – The maximum depth of the tree. Defaults to 6.
- **min\_samples\_split** (*int or float*) – The minimum number of samples required to split an internal node:
  - If int, then consider min\_samples\_split as the minimum number.
  - If float, then min\_samples\_split is a fraction and ceil(min\_samples\_split \* n\_samples) are the minimum number of samples for each split.

Defaults to 2.

- **min\_weight\_fraction\_leaf** (*float*) – The minimum weighted fraction of the sum total of weights (of all the input samples) required to be at a leaf node. Defaults to 0.0.
- **random\_seed** (*int*) – Seed for the random number generator. Defaults to 0.

#### Attributes

<b>hyper-parameter_ranges</b>	{ “criterion”: [“gini”, “entropy”], “max_features”: [“sqrt”, “log2”], “max_depth”: Integer(4, 10), }
<b>is_multiseries</b>	False
<b>model_family</b>	ModelFamily.DECISION_TREE
<b>modifies_features</b>	True
<b>modifies_target</b>	False
<b>name</b>	Decision Tree Classifier
<b>supported_problem_types</b>	[ ProblemTypes.BINARY, ProblemTypes.MULTICLASS, ProblemTypes.TIME_SERIES_BINARY, ProblemTypes.TIME_SERIES_MULTICLASS, ]
<b>training_only</b>	False

## Methods

<code>clone</code>	Constructs a new component with the same parameters and random state.
<code>default_parameters</code>	Returns the default parameters for this component.
<code>describe</code>	Describe a component and its parameters.
<code>feature_importance</code>	Returns importance associated with each feature.
<code>fit</code>	Fits estimator to data.
<code>get_prediction_intervals</code>	Find the prediction intervals using the fitted regressor.
<code>load</code>	Loads component at file path.
<code>needs_fitting</code>	Returns boolean determining if component needs fitting before calling predict, predict_proba, transform, or feature_importances.
<code>parameters</code>	Returns the parameters which were used to initialize the component.
<code>predict</code>	Make predictions using selected features.
<code>predict_proba</code>	Make probability estimates for labels.
<code>save</code>	Saves component at file path.
<code>update_parameters</code>	Updates the parameter dictionary of the component.

### `clone(self)`

Constructs a new component with the same parameters and random state.

**Returns** A new instance of this component with identical parameters and random state.

### `default_parameters(cls)`

Returns the default parameters for this component.

Our convention is that `Component.default_parameters == Component().parameters`.

**Returns** Default parameters for this component.

**Return type** dict

### `describe(self, print_name=False, return_dict=False)`

Describe a component and its parameters.

#### Parameters

- **print\_name** (*bool*, *optional*) – whether to print name of component
- **return\_dict** (*bool*, *optional*) – whether to return description as dictionary in the format {"name": name, "parameters": parameters}

**Returns** Returns dictionary if return\_dict is True, else None.

**Return type** None or dict

### `property feature_importance(self) → pandas.Series`

Returns importance associated with each feature.

**Returns** Importance associated with each feature.

**Return type** np.ndarray

**Raises** **MethodPropertyNotFoundError** – If estimator does not have a `feature_importance` method or a `component_obj` that implements `feature_importance`.

**fit**(*self*, *X*: *pandas.DataFrame*, *y*: *Optional[pandas.Series] = None*)

Fits estimator to data.

**Parameters**

- **X** (*pd.DataFrame*) – The input training data of shape [n\_samples, n\_features].
- **y** (*pd.Series*, *optional*) – The target training data of length [n\_samples].

**Returns** *self*

**get\_prediction\_intervals**(*self*, *X*: *pandas.DataFrame*, *y*: *Optional[pandas.Series] = None*, *coverage*: *List[float] = None*, *predictions*: *pandas.Series = None*) → *Dict[str, pandas.Series]*

Find the prediction intervals using the fitted regressor.

This function takes the predictions of the fitted estimator and calculates the rolling standard deviation across all predictions using a window size of 5. The lower and upper predictions are determined by taking the percent point (quantile) function of the lower tail probability at each bound multiplied by the rolling standard deviation.

**Parameters**

- **X** (*pd.DataFrame*) – Data of shape [n\_samples, n\_features].
- **y** (*pd.Series*) – Target data. Ignored.
- **coverage** (*list[float]*) – A list of floats between the values 0 and 1 that the upper and lower bounds of the prediction interval should be calculated for.
- **predictions** (*pd.Series*) – Optional list of predictions to use. If None, will generate predictions using X.

**Returns** Prediction intervals, keys are in the format {coverage}\_lower or {coverage}\_upper.

**Return type** *dict*

**Raises** **MethodPropertyNotFoundError** – If the estimator does not support Time Series Regression as a problem type.

**static load**(*file\_path*)

Loads component at file path.

**Parameters** **file\_path** (*str*) – Location to load file.

**Returns** *ComponentBase* object

**needs\_fitting**(*self*)

Returns boolean determining if component needs fitting before calling predict, predict\_proba, transform, or feature\_importances.

This can be overridden to False for components that do not need to be fit or whose fit methods do nothing.

**Returns** *True*.

**property parameters**(*self*)

Returns the parameters which were used to initialize the component.

**predict**(*self*, *X*: *pandas.DataFrame*) → *pandas.Series*

Make predictions using selected features.

**Parameters** **X** (*pd.DataFrame*) – Data of shape [n\_samples, n\_features].

**Returns** Predicted values.



**Return type** `pd.Series`

**Raises `MethodPropertyNotFoundError`** – If estimator does not have a `predict` method or a `component_obj` that implements `predict`.

**`predict_proba(self, X: pandas.DataFrame) → pandas.Series`**

Make probability estimates for labels.

**Parameters** **`X`** (`pd.DataFrame`) – Features.

**Returns** Probability estimates.

**Return type** `pd.Series`

**Raises `MethodPropertyNotFoundError`** – If estimator does not have a `predict_proba` method or a `component_obj` that implements `predict_proba`.

**`save(self, file_path, pickle_protocol=cloudpickle.DEFAULT_PROTOCOL)`**

Saves component at file path.

**Parameters**

- **`file_path`** (`str`) – Location to save file.
- **`pickle_protocol`** (`int`) – The pickle data stream format.

**`update_parameters(self, update_dict, reset_fit=True)`**

Updates the parameter dictionary of the component.

**Parameters**

- **`update_dict`** (`dict`) – A dict of parameters to update.
- **`reset_fit`** (`bool`, *optional*) – If True, will set `_is_fitted` to False.

**`class evalml.pipelines.DecisionTreeRegressor(criterion='squared_error', max_features='sqrt', max_depth=6, min_samples_split=2, min_weight_fraction_leaf=0.0, random_seed=0, **kwargs)`**

Decision Tree Regressor.

**Parameters**

- **`criterion`** (`{ "squared_error", "friedman_mse", "absolute_error", "poisson" }`) – The function to measure the quality of a split. Supported criteria are:
  - “squared\_error” for the mean squared error, which is equal to variance reduction as feature selection criterion and minimizes the L2 loss using the mean of each terminal node
  - “friedman\_mse”, which uses mean squared error with Friedman’s improvement score for potential splits
  - “absolute\_error” for the mean absolute error, which minimizes the L1 loss using the median of each terminal node,
  - “poisson” which uses reduction in Poisson deviance to find splits.
- **`max_features`** (`int`, `float` or `{ "sqrt", "log2" }`) – The number of features to consider when looking for the best split:
  - If `int`, then consider `max_features` features at each split.
  - If `float`, then `max_features` is a fraction and `int(max_features * n_features)` features are considered at each split.

- If “sqrt”, then `max_features=sqrt(n_features)`.
- If “log2”, then `max_features=log2(n_features)`.
- If None, then `max_features = n_features`.

The search for a split does not stop until at least one valid partition of the node samples is found, even if it requires to effectively inspect more than `max_features` features.

- **`max_depth`** (*int*) – The maximum depth of the tree. Defaults to 6.
- **`min_samples_split`** (*int or float*) – The minimum number of samples required to split an internal node:
  - If int, then consider `min_samples_split` as the minimum number.
  - If float, then `min_samples_split` is a fraction and `ceil(min_samples_split * n_samples)` are the minimum number of samples for each split.

Defaults to 2.

- **`min_weight_fraction_leaf`** (*float*) – The minimum weighted fraction of the sum total of weights (of all the input samples) required to be at a leaf node. Defaults to 0.0.
- **`random_seed`** (*int*) – Seed for the random number generator. Defaults to 0.

#### Attributes

<b>hyper-parameter_ranges</b>	{ “criterion”: [“squared_error”, “friedman_mse”, “absolute_error”], “max_features”: [“sqrt”, “log2”], “max_depth”: Integer(4, 10), }
<b>is_multiseries</b>	False
<b>model_family</b>	ModelFamily.DECISION_TREE
<b>modifies_features</b>	True
<b>modifies_target</b>	False
<b>name</b>	Decision Tree Regressor
<b>supported_problem_types</b>	[ ProblemTypes.REGRESSION, ProblemTypes.TIME_SERIES_REGRESSION, ]
<b>training_only</b>	False

#### Methods

<code>clone</code>	Constructs a new component with the same parameters and random state.
<code>default_parameters</code>	Returns the default parameters for this component.
<code>describe</code>	Describe a component and its parameters.
<code>feature_importance</code>	Returns importance associated with each feature.
<code>fit</code>	Fits estimator to data.
<code>get_prediction_intervals</code>	Find the prediction intervals using the fitted regressor.
<code>load</code>	Loads component at file path.
<code>needs_fitting</code>	Returns boolean determining if component needs fitting before calling predict, predict_proba, transform, or feature_importances.
<code>parameters</code>	Returns the parameters which were used to initialize the component.
<code>predict</code>	Make predictions using selected features.
<code>predict_proba</code>	Make probability estimates for labels.
<code>save</code>	Saves component at file path.
<code>update_parameters</code>	Updates the parameter dictionary of the component.

**clone(self)**

Constructs a new component with the same parameters and random state.

**Returns** A new instance of this component with identical parameters and random state.

**default\_parameters(cls)**

Returns the default parameters for this component.

Our convention is that `Component.default_parameters == Component().parameters`.

**Returns** Default parameters for this component.

**Return type** dict

**describe(self, print\_name=False, return\_dict=False)**

Describe a component and its parameters.

**Parameters**

- **print\_name** (*bool, optional*) – whether to print name of component
- **return\_dict** (*bool, optional*) – whether to return description as dictionary in the format {"name": name, "parameters": parameters}

**Returns** Returns dictionary if return\_dict is True, else None.

**Return type** None or dict

**property feature\_importance(self) → pandas.Series**

Returns importance associated with each feature.

**Returns** Importance associated with each feature.

**Return type** np.ndarray

**Raises** **MethodPropertyNotFoundError** – If estimator does not have a feature\_importance method or a component\_obj that implements feature\_importance.

**fit(self, X: pandas.DataFrame, y: Optional[pandas.Series] = None)**

Fits estimator to data.

**Parameters**

- **X** (*pd.DataFrame*) – The input training data of shape [n\_samples, n\_features].
- **y** (*pd.Series*, *optional*) – The target training data of length [n\_samples].

**Returns** *self*

**get\_prediction\_intervals**(*self*, *X*: *pandas.DataFrame*, *y*: *Optional[pandas.Series] = None*, *coverage*: *List[float] = None*, *predictions*: *pandas.Series = None*) → Dict[str, *pandas.Series*]

Find the prediction intervals using the fitted regressor.

This function takes the predictions of the fitted estimator and calculates the rolling standard deviation across all predictions using a window size of 5. The lower and upper predictions are determined by taking the percent point (quantile) function of the lower tail probability at each bound multiplied by the rolling standard deviation.

**Parameters**

- **X** (*pd.DataFrame*) – Data of shape [n\_samples, n\_features].
- **y** (*pd.Series*) – Target data. Ignored.
- **coverage** (*list[float]*) – A list of floats between the values 0 and 1 that the upper and lower bounds of the prediction interval should be calculated for.
- **predictions** (*pd.Series*) – Optional list of predictions to use. If None, will generate predictions using X.

**Returns** Prediction intervals, keys are in the format {coverage}\_lower or {coverage}\_upper.

**Return type** dict

**Raises** **MethodPropertyNotFoundError** – If the estimator does not support Time Series Regression as a problem type.

**static load**(*file\_path*)

Loads component at file path.

**Parameters** **file\_path** (*str*) – Location to load file.

**Returns** ComponentBase object

**needs\_fitting**(*self*)

Returns boolean determining if component needs fitting before calling predict, predict\_proba, transform, or feature\_importances.

This can be overridden to False for components that do not need to be fit or whose fit methods do nothing.

**Returns** True.

**property parameters**(*self*)

Returns the parameters which were used to initialize the component.

**predict**(*self*, *X*: *pandas.DataFrame*) → *pandas.Series*

Make predictions using selected features.

**Parameters** **X** (*pd.DataFrame*) – Data of shape [n\_samples, n\_features].

**Returns** Predicted values.

**Return type** *pd.Series*

**Raises `MethodPropertyNotFoundError`** – If estimator does not have a predict method or a component\_obj that implements predict.

**predict\_proba**(self, X: *pandas.DataFrame*) → *pandas.Series*

Make probability estimates for labels.

**Parameters** **X** (*pd.DataFrame*) – Features.

**Returns** Probability estimates.

**Return type** *pd.Series*

**Raises `MethodPropertyNotFoundError`** – If estimator does not have a predict\_proba method or a component\_obj that implements predict\_proba.

**save**(self, file\_path, pickle\_protocol=*cloudpickle.DEFAULT\_PROTOCOL*)

Saves component at file path.

**Parameters**

- **file\_path** (*str*) – Location to save file.
- **pickle\_protocol** (*int*) – The pickle data stream format.

**update\_parameters**(self, update\_dict, reset\_fit=True)

Updates the parameter dictionary of the component.

**Parameters**

- **update\_dict** (*dict*) – A dict of parameters to update.
- **reset\_fit** (*bool*, *optional*) – If True, will set *\_is\_fitted* to False.

**class** evalml.pipelines.DFSTransformer(*index='index', features=None, random\_seed=0, \*\*kwargs*)

Featuretools DFS component that generates features for the input features.

**Parameters**

- **index** (*string*) – The name of the column that contains the indices. If no column with this name exists, then featuretools.EntitySet() creates a column with this name to serve as the index column. Defaults to 'index'.
- **random\_seed** (*int*) – Seed for the random number generator. Defaults to 0.
- **features** (*list*) – List of features to run DFS on. Defaults to None. Features will only be computed if the columns used by the feature exist in the input and if the feature itself is not in input. If features is an empty list, no transformation will occur to inputted data.

**Attributes**

hyper-parameter_ranges	{}
is_multiseries	False
modifies_features	True
modifies_target	False
name	DFS Transformer
training_only	False

## Methods

<code>clone</code>	Constructs a new component with the same parameters and random state.
<code>contains_pre_existing_features</code>	Determines whether or not features from a DFS Transformer match pipeline input features.
<code>default_parameters</code>	Returns the default parameters for this component.
<code>describe</code>	Describe a component and its parameters.
<code>fit</code>	Fits the DFSTransformer Transformer component.
<code>fit_transform</code>	Fits on X and transforms X.
<code>load</code>	Loads component at file path.
<code>needs_fitting</code>	Returns boolean determining if component needs fitting before calling predict, predict_proba, transform, or feature_importances.
<code>parameters</code>	Returns the parameters which were used to initialize the component.
<code>save</code>	Saves component at file path.
<code>transform</code>	Computes the feature matrix for the input X using featuretools' dfs algorithm.
<code>update_parameters</code>	Updates the parameter dictionary of the component.

### `clone(self)`

Constructs a new component with the same parameters and random state.

**Returns** A new instance of this component with identical parameters and random state.

### `static contains_pre_existing_features(dfs_features:`

*Optional[List[featuretools.feature\_base.FeatureBase]],*  
*input\_feature\_names: List[str], target: Optional[str] =*  
*None)*

Determines whether or not features from a DFS Transformer match pipeline input features.

#### Parameters

- **dfs\_features** (*Optional[List[FeatureBase]]*) – List of features output from a DFS Transformer.
- **input\_feature\_names** (*List[str]*) – List of input features into the DFS Transformer.
- **target** (*Optional[str]*) – The target whose values we are trying to predict. This is used to know which column to ignore if the target column is present in the list of features in the DFS Transformer's parameters.

### `default_parameters(cls)`

Returns the default parameters for this component.

Our convention is that `Component.default_parameters == Component().parameters`.

**Returns** Default parameters for this component.

**Return type** dict

### `describe(self, print_name=False, return_dict=False)`

Describe a component and its parameters.

#### Parameters

- **print\_name** (*bool, optional*) – whether to print name of component

- **return\_dict** (*bool, optional*) – whether to return description as dictionary in the format {"name": name, "parameters": parameters}

**Returns** Returns dictionary if return\_dict is True, else None.

**Return type** None or dict

**fit**(*self, X, y=None*)

Fits the DFSTransformer Transformer component.

**Parameters**

- **X** (*pd.DataFrame, np.array*) – The input data to transform, of shape [n\_samples, n\_features].
- **y** (*pd.Series*) – The target training data of length [n\_samples].

**Returns** self

**fit\_transform**(*self, X, y=None*)

Fits on X and transforms X.

**Parameters**

- **X** (*pd.DataFrame*) – Data to fit and transform.
- **y** (*pd.Series*) – Target data.

**Returns** Transformed X.

**Return type** pd.DataFrame

**Raises** **MethodPropertyNotFoundError** – If transformer does not have a transform method or a component\_obj that implements transform.

**static load**(*file\_path*)

Loads component at file path.

**Parameters** **file\_path** (*str*) – Location to load file.

**Returns** ComponentBase object

**needs\_fitting**(*self*)

Returns boolean determining if component needs fitting before calling predict, predict\_proba, transform, or feature\_importances.

This can be overridden to False for components that do not need to be fit or whose fit methods do nothing.

**Returns** True.

**property parameters**(*self*)

Returns the parameters which were used to initialize the component.

**save**(*self, file\_path, pickle\_protocol=cloudpickle.DEFAULT\_PROTOCOL*)

Saves component at file path.

**Parameters**

- **file\_path** (*str*) – Location to save file.
- **pickle\_protocol** (*int*) – The pickle data stream format.

**transform**(*self*, *X*, *y=None*)

Computes the feature matrix for the input *X* using featuretools' dfs algorithm.

**Parameters**

- **X** (*pd.DataFrame* or *np.ndarray*) – The input training data to transform. Has shape [n\_samples, n\_features]
- **y** (*pd.Series*, *optional*) – Ignored.

**Returns** Feature matrix

**Return type** *pd.DataFrame*

**update\_parameters**(*self*, *update\_dict*, *reset\_fit=True*)

Updates the parameter dictionary of the component.

**Parameters**

- **update\_dict** (*dict*) – A dict of parameters to update.
- **reset\_fit** (*bool*, *optional*) – If True, will set *\_is\_fitted* to False.

**class** evalml.pipelines.**DropNaNRowsTransformer**(*parameters=None*, *component\_obj=None*,  
*random\_seed=0*, *\*\*kwargs*)

Transformer to drop rows with NaN values.

**Parameters** **random\_seed** (*int*) – Seed for the random number generator. Is not used by this component. Defaults to 0.

**Attributes**

<b>hyper-parameter_ranges</b>	{}
<b>is_multiseries</b>	False
<b>modifies_features</b>	True
<b>modifies_target</b>	True
<b>name</b>	Drop NaN Rows Transformer
<b>training_only</b>	False

**Methods**



<code>clone</code>	Constructs a new component with the same parameters and random state.
<code>default_parameters</code>	Returns the default parameters for this component.
<code>describe</code>	Describe a component and its parameters.
<code>fit</code>	Fits component to data.
<code>fit_transform</code>	Fits on X and transforms X.
<code>load</code>	Loads component at file path.
<code>needs_fitting</code>	Returns boolean determining if component needs fitting before calling predict, predict_proba, transform, or feature_importances.
<code>parameters</code>	Returns the parameters which were used to initialize the component.
<code>save</code>	Saves component at file path.
<code>transform</code>	Transforms data using fitted component.
<code>update_parameters</code>	Updates the parameter dictionary of the component.

**clone(self)**

Constructs a new component with the same parameters and random state.

**Returns** A new instance of this component with identical parameters and random state.

**default\_parameters(cls)**

Returns the default parameters for this component.

Our convention is that `Component.default_parameters == Component().parameters`.

**Returns** Default parameters for this component.

**Return type** dict

**describe(self, print\_name=False, return\_dict=False)**

Describe a component and its parameters.

**Parameters**

- **print\_name** (*bool, optional*) – whether to print name of component
- **return\_dict** (*bool, optional*) – whether to return description as dictionary in the format {"name": name, "parameters": parameters}

**Returns** Returns dictionary if return\_dict is True, else None.

**Return type** None or dict

**fit(self, X, y=None)**

Fits component to data.

**Parameters**

- **X** (*pd.DataFrame*) – The input training data of shape [n\_samples, n\_features].
- **y** (*pd.Series, optional*) – The target training data of length [n\_samples].

**Returns** self

**fit\_transform(self, X, y=None)**

Fits on X and transforms X.

**Parameters**

- **X** (*pd.DataFrame*) – Data to fit and transform.

- **y** (*pd.Series*) – Target data.

**Returns** Transformed X.

**Return type** *pd.DataFrame*

**Raises** **MethodPropertyNotFoundError** – If transformer does not have a transform method or a *component\_obj* that implements transform.

**static load**(*file\_path*)

Loads component at file path.

**Parameters** **file\_path** (*str*) – Location to load file.

**Returns** *ComponentBase* object

**needs\_fitting**(*self*)

Returns boolean determining if component needs fitting before calling predict, predict\_proba, transform, or feature\_importances.

This can be overridden to False for components that do not need to be fit or whose fit methods do nothing.

**Returns** True.

**property parameters**(*self*)

Returns the parameters which were used to initialize the component.

**save**(*self*, *file\_path*, *pickle\_protocol=cloudpickle.DEFAULT\_PROTOCOL*)

Saves component at file path.

**Parameters**

- **file\_path** (*str*) – Location to save file.
- **pickle\_protocol** (*int*) – The pickle data stream format.

**transform**(*self*, *X*, *y=None*)

Transforms data using fitted component.

**Parameters**

- **X** (*pd.DataFrame*) – Features.
- **y** (*pd.Series*, *optional*) – Target data.

**Returns** Data with NaN rows dropped.

**Return type** (*pd.DataFrame*, *pd.Series*)

**update\_parameters**(*self*, *update\_dict*, *reset\_fit=True*)

Updates the parameter dictionary of the component.

**Parameters**

- **update\_dict** (*dict*) – A dict of parameters to update.
- **reset\_fit** (*bool*, *optional*) – If True, will set *\_is\_fitted* to False.

**class** evalml.pipelines.**ElasticNetClassifier**(*penalty='elasticnet'*, *C=1.0*, *l1\_ratio=0.15*,  
*multi\_class='auto'*, *solver='saga'*, *n\_jobs=-1*,  
*random\_seed=0*, *\*\*kwargs*)

Elastic Net Classifier. Uses Logistic Regression with elasticnet penalty as the base estimator.

**Parameters**

- **penalty** (`{"l1", "l2", "elasticnet", "none"}`) – The norm used in penalization. Defaults to “elasticnet”.
- **C** (`float`) – Inverse of regularization strength. Must be a positive float. Defaults to 1.0.
- **l1\_ratio** (`float`) – The mixing parameter, with  $0 \leq \text{l1\_ratio} \leq 1$ . Only used if `penalty='elasticnet'`. Setting `l1_ratio=0` is equivalent to using `penalty='l2'`, while setting `l1_ratio=1` is equivalent to using `penalty='l1'`. For  $0 < \text{l1\_ratio} < 1$ , the penalty is a combination of L1 and L2. Defaults to 0.15.
- **multi\_class** (`{"auto", "ovr", "multinomial"}`) – If the option chosen is “ovr”, then a binary problem is fit for each label. For “multinomial” the loss minimised is the multinomial loss fit across the entire probability distribution, even when the data is binary. “multinomial” is unavailable when `solver='liblinear'`. “auto” selects “ovr” if the data is binary, or if `solver='liblinear'`, and otherwise selects “multinomial”. Defaults to “auto”.
- **solver** (`{"newton-cg", "lbfgs", "liblinear", "sag", "saga"}`) – Algorithm to use in the optimization problem. For small datasets, “liblinear” is a good choice, whereas “sag” and “saga” are faster for large ones. For multiclass problems, only “newton-cg”, “sag”, “saga” and “lbfgs” handle multinomial loss; “liblinear” is limited to one-versus-rest schemes.
  - “newton-cg”, “lbfgs”, “sag” and “saga” handle L2 or no penalty
  - “liblinear” and “saga” also handle L1 penalty
  - “saga” also supports “elasticnet” penalty
  - “liblinear” does not support setting `penalty='none'`
 Defaults to “saga”.
- **n\_jobs** (`int`) – Number of parallel threads used to run xgboost. Note that creating thread contention will significantly slow down the algorithm. Defaults to -1.
- **random\_seed** (`int`) – Seed for the random number generator. Defaults to 0.

#### Attributes

<b>hyper-parameter_ranges</b>	{ “C”: Real(0.01, 10), “l1_ratio”: Real(0, 1)}
<b>is_multiseries</b>	False
<b>model_family</b>	ModelFamily.LINEAR_MODEL
<b>modifies_features</b>	True
<b>modifies_target</b>	False
<b>name</b>	Elastic Net Classifier
<b>supported_problem_types</b>	[ ProblemTypes.BINARY, ProblemTypes.MULTICLASS, ProblemTypes.TIME_SERIES_BINARY, ProblemTypes.TIME_SERIES_MULTICLASS,]
<b>train_only</b>	False

#### Methods

<code>clone</code>	Constructs a new component with the same parameters and random state.
<code>default_parameters</code>	Returns the default parameters for this component.
<code>describe</code>	Describe a component and its parameters.
<code>feature_importance</code>	Feature importance for fitted ElasticNet classifier.
<code>fit</code>	Fits ElasticNet classifier component to data.
<code>get_prediction_intervals</code>	Find the prediction intervals using the fitted regressor.
<code>load</code>	Loads component at file path.
<code>needs_fitting</code>	Returns boolean determining if component needs fitting before calling predict, predict_proba, transform, or feature_importances.
<code>parameters</code>	Returns the parameters which were used to initialize the component.
<code>predict</code>	Make predictions using selected features.
<code>predict_proba</code>	Make probability estimates for labels.
<code>save</code>	Saves component at file path.
<code>update_parameters</code>	Updates the parameter dictionary of the component.

**clone**(*self*)

Constructs a new component with the same parameters and random state.

**Returns** A new instance of this component with identical parameters and random state.

**default\_parameters**(*cls*)

Returns the default parameters for this component.

Our convention is that `Component.default_parameters == Component().parameters`.

**Returns** Default parameters for this component.

**Return type** dict

**describe**(*self*, *print\_name=False*, *return\_dict=False*)

Describe a component and its parameters.

**Parameters**

- **print\_name** (*bool*, *optional*) – whether to print name of component
- **return\_dict** (*bool*, *optional*) – whether to return description as dictionary in the format {"name": name, "parameters": parameters}

**Returns** Returns dictionary if return\_dict is True, else None.

**Return type** None or dict

**property feature\_importance**(*self*)

Feature importance for fitted ElasticNet classifier.

**fit**(*self*, *X*, *y*)

Fits ElasticNet classifier component to data.

**Parameters**

- **X** (*pd.DataFrame*) – The input training data of shape [n\_samples, n\_features].
- **y** (*pd.Series*) – The target training data of length [n\_samples].

**Returns** self

**get\_prediction\_intervals**(*self*, *X*: *pandas.DataFrame*, *y*: *Optional[pandas.Series] = None*, *coverage*: *List[float] = None*, *predictions*: *pandas.Series = None*) → Dict[str, *pandas.Series*]

Find the prediction intervals using the fitted regressor.

This function takes the predictions of the fitted estimator and calculates the rolling standard deviation across all predictions using a window size of 5. The lower and upper predictions are determined by taking the percent point (quantile) function of the lower tail probability at each bound multiplied by the rolling standard deviation.

#### Parameters

- **X** (*pd.DataFrame*) – Data of shape [n\_samples, n\_features].
- **y** (*pd.Series*) – Target data. Ignored.
- **coverage** (*list[float]*) – A list of floats between the values 0 and 1 that the upper and lower bounds of the prediction interval should be calculated for.
- **predictions** (*pd.Series*) – Optional list of predictions to use. If None, will generate predictions using X.

**Returns** Prediction intervals, keys are in the format {coverage}\_lower or {coverage}\_upper.

**Return type** dict

**Raises** **MethodPropertyNotFoundError** – If the estimator does not support Time Series Regression as a problem type.

**static load**(*file\_path*)

Loads component at file path.

**Parameters** **file\_path** (*str*) – Location to load file.

**Returns** ComponentBase object

**needs\_fitting**(*self*)

Returns boolean determining if component needs fitting before calling predict, predict\_proba, transform, or feature\_importances.

This can be overridden to False for components that do not need to be fit or whose fit methods do nothing.

**Returns** True.

**property parameters**(*self*)

Returns the parameters which were used to initialize the component.

**predict**(*self*, *X*: *pandas.DataFrame*) → *pandas.Series*

Make predictions using selected features.

**Parameters** **X** (*pd.DataFrame*) – Data of shape [n\_samples, n\_features].

**Returns** Predicted values.

**Return type** *pd.Series*

**Raises** **MethodPropertyNotFoundError** – If estimator does not have a predict method or a component\_obj that implements predict.

**predict\_proba**(*self*, *X*: *pandas.DataFrame*) → *pandas.Series*

Make probability estimates for labels.

**Parameters** **X** (*pd.DataFrame*) – Features.

**Returns** Probability estimates.

**Return type** `pd.Series`

**Raises** **MethodPropertyNotFoundError** – If estimator does not have a `predict_proba` method or a `component_obj` that implements `predict_proba`.

**save**(*self*, *file\_path*, *pickle\_protocol=cloudpickle.DEFAULT\_PROTOCOL*)

Saves component at file path.

**Parameters**

- **file\_path** (*str*) – Location to save file.
- **pickle\_protocol** (*int*) – The pickle data stream format.

**update\_parameters**(*self*, *update\_dict*, *reset\_fit=True*)

Updates the parameter dictionary of the component.

**Parameters**

- **update\_dict** (*dict*) – A dict of parameters to update.
- **reset\_fit** (*bool*, *optional*) – If True, will set `_is_fitted` to False.

**class** `evalml.pipelines.ElasticNetRegressor`(*alpha=0.0001*, *l1\_ratio=0.15*, *max\_iter=1000*, *random\_seed=0*, *\*\*kwargs*)

Elastic Net Regressor.

**Parameters**

- **alpha** (*float*) – Constant that multiplies the penalty terms. Defaults to 0.0001.
- **l1\_ratio** (*float*) – The mixing parameter, with  $0 \leq \text{l1\_ratio} \leq 1$ . Only used if `penalty='elasticnet'`. Setting `l1_ratio=0` is equivalent to using `penalty='l2'`, while setting `l1_ratio=1` is equivalent to using `penalty='l1'`. For  $0 < \text{l1\_ratio} < 1$ , the penalty is a combination of L1 and L2. Defaults to 0.15.
- **max\_iter** (*int*) – The maximum number of iterations. Defaults to 1000.
- **random\_seed** (*int*) – Seed for the random number generator. Defaults to 0.

**Attributes**

<b>hyper-parameter_ranges</b>	{ "alpha": Real(0, 1), "l1_ratio": Real(0, 1), }
<b>is_multiseries</b>	False
<b>model_family</b>	ModelFamily.LINEAR_MODEL
<b>modifies_features</b>	True
<b>modifies_target</b>	False
<b>name</b>	Elastic Net Regressor
<b>supported_problem_types</b>	[ ProblemTypes.REGRESSION, ProblemTypes.TIME_SERIES_REGRESSION, ]
<b>training_only</b>	False

**Methods**

<code>clone</code>	Constructs a new component with the same parameters and random state.
<code>default_parameters</code>	Returns the default parameters for this component.
<code>describe</code>	Describe a component and its parameters.
<code>feature_importance</code>	Feature importance for fitted ElasticNet regressor.
<code>fit</code>	Fits estimator to data.
<code>get_prediction_intervals</code>	Find the prediction intervals using the fitted regressor.
<code>load</code>	Loads component at file path.
<code>needs_fitting</code>	Returns boolean determining if component needs fitting before calling predict, predict_proba, transform, or feature_importances.
<code>parameters</code>	Returns the parameters which were used to initialize the component.
<code>predict</code>	Make predictions using selected features.
<code>predict_proba</code>	Make probability estimates for labels.
<code>save</code>	Saves component at file path.
<code>update_parameters</code>	Updates the parameter dictionary of the component.

**clone(self)**

Constructs a new component with the same parameters and random state.

**Returns** A new instance of this component with identical parameters and random state.

**default\_parameters(cls)**

Returns the default parameters for this component.

Our convention is that `Component.default_parameters == Component().parameters`.

**Returns** Default parameters for this component.

**Return type** dict

**describe(self, print\_name=False, return\_dict=False)**

Describe a component and its parameters.

**Parameters**

- **print\_name** (*bool, optional*) – whether to print name of component
- **return\_dict** (*bool, optional*) – whether to return description as dictionary in the format {"name": name, "parameters": parameters}

**Returns** Returns dictionary if return\_dict is True, else None.

**Return type** None or dict

**property feature\_importance(self)**

Feature importance for fitted ElasticNet regressor.

**fit(self, X: pandas.DataFrame, y: Optional[pandas.Series] = None)**

Fits estimator to data.

**Parameters**

- **X** (*pd.DataFrame*) – The input training data of shape [n\_samples, n\_features].
- **y** (*pd.Series, optional*) – The target training data of length [n\_samples].

**Returns** self

**get\_prediction\_intervals**(*self*, *X*: *pandas.DataFrame*, *y*: *Optional[pandas.Series] = None*, *coverage*: *List[float] = None*, *predictions*: *pandas.Series = None*) → *Dict[str, pandas.Series]*

Find the prediction intervals using the fitted regressor.

This function takes the predictions of the fitted estimator and calculates the rolling standard deviation across all predictions using a window size of 5. The lower and upper predictions are determined by taking the percent point (quantile) function of the lower tail probability at each bound multiplied by the rolling standard deviation.

**Parameters**

- **X** (*pd.DataFrame*) – Data of shape [n\_samples, n\_features].
- **y** (*pd.Series*) – Target data. Ignored.
- **coverage** (*list[float]*) – A list of floats between the values 0 and 1 that the upper and lower bounds of the prediction interval should be calculated for.
- **predictions** (*pd.Series*) – Optional list of predictions to use. If None, will generate predictions using X.

**Returns** Prediction intervals, keys are in the format {coverage}\_lower or {coverage}\_upper.

**Return type** dict

**Raises** **MethodPropertyNotFoundError** – If the estimator does not support Time Series Regression as a problem type.

**static load**(*file\_path*)

Loads component at file path.

**Parameters** **file\_path** (*str*) – Location to load file.

**Returns** ComponentBase object

**needs\_fitting**(*self*)

Returns boolean determining if component needs fitting before calling predict, predict\_proba, transform, or feature\_importances.

This can be overridden to False for components that do not need to be fit or whose fit methods do nothing.

**Returns** True.

**property parameters**(*self*)

Returns the parameters which were used to initialize the component.

**predict**(*self*, *X*: *pandas.DataFrame*) → *pandas.Series*

Make predictions using selected features.

**Parameters** **X** (*pd.DataFrame*) – Data of shape [n\_samples, n\_features].

**Returns** Predicted values.

**Return type** *pd.Series*

**Raises** **MethodPropertyNotFoundError** – If estimator does not have a predict method or a component\_obj that implements predict.

**predict\_proba**(*self*, *X*: *pandas.DataFrame*) → *pandas.Series*

Make probability estimates for labels.

**Parameters** **X** (*pd.DataFrame*) – Features.



**Returns** Probability estimates.

**Return type** `pd.Series`

**Raises** **MethodPropertyNotFoundError** – If estimator does not have a `predict_proba` method or a `component_obj` that implements `predict_proba`.

**save**(*self*, *file\_path*, *pickle\_protocol*=`cloudpickle.DEFAULT_PROTOCOL`)

Saves component at file path.

**Parameters**

- **file\_path** (*str*) – Location to save file.
- **pickle\_protocol** (*int*) – The pickle data stream format.

**update\_parameters**(*self*, *update\_dict*, *reset\_fit*=`True`)

Updates the parameter dictionary of the component.

**Parameters**

- **update\_dict** (*dict*) – A dict of parameters to update.
- **reset\_fit** (*bool*, *optional*) – If `True`, will set `_is_fitted` to `False`.

```
class evalml.pipelines.Estimator(parameters: dict = None, component_obj:
    Type[evalml.pipelines.components.ComponentBase] = None,
    random_seed: Union[int, float] = 0, **kwargs)
```

A component that fits and predicts given data.

To implement a new Estimator, define your own class which is a subclass of Estimator, including a name and a list of acceptable ranges for any parameters to be tuned during the automl search (hyperparameters). Define an `__init__` method which sets up any necessary state and objects. Make sure your `__init__` only uses standard keyword arguments and calls `super().__init__()` with a parameters dict. You may also override the `fit`, `transform`, `fit_transform` and other methods in this class if appropriate.

To see some examples, check out the definitions of any Estimator component subclass.

**Parameters**

- **parameters** (*dict*) – Dictionary of parameters for the component. Defaults to `None`.
- **component\_obj** (*obj*) – Third-party objects useful in component implementation. Defaults to `None`.
- **random\_seed** (*int*) – Seed for the random number generator. Defaults to `0`.

**Attributes**

<b>is_multiseries</b>	False
<b>model_family</b>	ModelFamily.NONE
<b>modifies_features</b>	True
<b>modifies_target</b>	False
<b>training_only</b>	False

**Methods**

<code>clone</code>	Constructs a new component with the same parameters and random state.
<code>default_parameters</code>	Returns the default parameters for this component.
<code>describe</code>	Describe a component and its parameters.
<code>feature_importance</code>	Returns importance associated with each feature.
<code>fit</code>	Fits estimator to data.
<code>get_prediction_intervals</code>	Find the prediction intervals using the fitted regressor.
<code>load</code>	Loads component at file path.
<code>model_family</code>	ModelFamily.NONE
<code>name</code>	Returns string name of this component.
<code>needs_fitting</code>	Returns boolean determining if component needs fitting before calling predict, predict_proba, transform, or feature_importances.
<code>parameters</code>	Returns the parameters which were used to initialize the component.
<code>predict</code>	Make predictions using selected features.
<code>predict_proba</code>	Make probability estimates for labels.
<code>save</code>	Saves component at file path.
<code>supported_problem_types</code>	Problem types this estimator supports.
<code>update_parameters</code>	Updates the parameter dictionary of the component.

**clone(*self*)**

Constructs a new component with the same parameters and random state.

**Returns** A new instance of this component with identical parameters and random state.

**default\_parameters(*cls*)**

Returns the default parameters for this component.

Our convention is that `Component.default_parameters == Component().parameters`.

**Returns** Default parameters for this component.

**Return type** dict

**describe(*self*, *print\_name=False*, *return\_dict=False*)**

Describe a component and its parameters.

**Parameters**

- **print\_name** (*bool*, *optional*) – whether to print name of component
- **return\_dict** (*bool*, *optional*) – whether to return description as dictionary in the format {"name": name, "parameters": parameters}

**Returns** Returns dictionary if `return_dict` is True, else None.

**Return type** None or dict

**property feature\_importance(*self*) → pandas.Series**

Returns importance associated with each feature.

**Returns** Importance associated with each feature.

**Return type** np.ndarray

**Raises** **MethodPropertyNotFoundError** – If estimator does not have a `feature_importance` method or a `component_obj` that implements `feature_importance`.

**fit**(*self*, *X*: *pandas.DataFrame*, *y*: *Optional[pandas.Series] = None*)

Fits estimator to data.

**Parameters**

- **X** (*pd.DataFrame*) – The input training data of shape [n\_samples, n\_features].
- **y** (*pd.Series*, *optional*) – The target training data of length [n\_samples].

**Returns** *self*

**get\_prediction\_intervals**(*self*, *X*: *pandas.DataFrame*, *y*: *Optional[pandas.Series] = None*, *coverage*: *List[float] = None*, *predictions*: *pandas.Series = None*) → *Dict[str, pandas.Series]*

Find the prediction intervals using the fitted regressor.

This function takes the predictions of the fitted estimator and calculates the rolling standard deviation across all predictions using a window size of 5. The lower and upper predictions are determined by taking the percent point (quantile) function of the lower tail probability at each bound multiplied by the rolling standard deviation.

**Parameters**

- **X** (*pd.DataFrame*) – Data of shape [n\_samples, n\_features].
- **y** (*pd.Series*) – Target data. Ignored.
- **coverage** (*list[float]*) – A list of floats between the values 0 and 1 that the upper and lower bounds of the prediction interval should be calculated for.
- **predictions** (*pd.Series*) – Optional list of predictions to use. If None, will generate predictions using X.

**Returns** Prediction intervals, keys are in the format {coverage}\_lower or {coverage}\_upper.

**Return type** *dict*

**Raises** **MethodPropertyNotFoundError** – If the estimator does not support Time Series Regression as a problem type.

**static load**(*file\_path*)

Loads component at file path.

**Parameters** **file\_path** (*str*) – Location to load file.

**Returns** *ComponentBase* object

**property model\_family**(*cls*)

Returns *ModelFamily* of this component.

**property name**(*cls*)

Returns string name of this component.

**needs\_fitting**(*self*)

Returns boolean determining if component needs fitting before calling predict, predict\_proba, transform, or feature\_importances.

This can be overridden to False for components that do not need to be fit or whose fit methods do nothing.

**Returns** *True*.

**property parameters**(*self*)

Returns the parameters which were used to initialize the component.

**predict**(*self*, *X*: *pandas.DataFrame*) → *pandas.Series*

Make predictions using selected features.

**Parameters** *X* (*pd.DataFrame*) – Data of shape [n\_samples, n\_features].

**Returns** Predicted values.

**Return type** *pd.Series*

**Raises** **MethodPropertyNotFoundError** – If estimator does not have a predict method or a component\_obj that implements predict.

**predict\_proba**(*self*, *X*: *pandas.DataFrame*) → *pandas.Series*

Make probability estimates for labels.

**Parameters** *X* (*pd.DataFrame*) – Features.

**Returns** Probability estimates.

**Return type** *pd.Series*

**Raises** **MethodPropertyNotFoundError** – If estimator does not have a predict\_proba method or a component\_obj that implements predict\_proba.

**save**(*self*, *file\_path*, *pickle\_protocol*=*cloudpickle.DEFAULT\_PROTOCOL*)

Saves component at file path.

**Parameters**

- **file\_path** (*str*) – Location to save file.
- **pickle\_protocol** (*int*) – The pickle data stream format.

**property supported\_problem\_types**(*cls*)

Problem types this estimator supports.

**update\_parameters**(*self*, *update\_dict*, *reset\_fit*=*True*)

Updates the parameter dictionary of the component.

**Parameters**

- **update\_dict** (*dict*) – A dict of parameters to update.
- **reset\_fit** (*bool*, *optional*) – If True, will set *\_is\_fitted* to False.

**class evalml.pipelines.ExponentialSmoothingRegressor**(*trend*: *Optional[str]* = *None*, *damped\_trend*: *bool* = *False*, *seasonal*: *Optional[str]* = *None*, *sp*: *int* = *2*, *n\_jobs*: *int* = *-1*, *random\_seed*: *Union[int, float]* = *0*, *\*\*kwargs*)

Holt-Winters Exponential Smoothing Forecaster.

Currently ExponentialSmoothingRegressor isn't supported via conda install. It's recommended that it be installed via PyPI.

**Parameters**

- **trend** (*str*) – Type of trend component. Defaults to None.
- **damped\_trend** (*bool*) – If the trend component should be damped. Defaults to False.
- **seasonal** (*str*) – Type of seasonal component. Takes one of {"additive", None}. Can also be multiplicative if
- **0** (*none of the target data is*) –

- **None.** (but `AutoMLSearch` will not tune for this. Defaults to) –
- **sp** (*int*) – The number of seasonal periods to consider. Defaults to 2.
- **n\_jobs** (*int or None*) – Non-negative integer describing level of parallelism used for pipelines. Defaults to -1.
- **random\_seed** (*int*) – Seed for the random number generator. Defaults to 0.

#### Attributes

<b>hyper-parameter_ranges</b>	{ “trend”: [None, “additive”], “damped_trend”: [True, False], “seasonal”: [None, “additive”], “sp”: Integer(2, 8),}
<b>is_multiseries</b>	False
<b>model_family</b>	ModelFamily.EXPONENTIAL_SMOOTHING
<b>modifies_features</b>	True
<b>modifies_target</b>	False
<b>name</b>	Exponential Smoothing Regressor
<b>supported_problem_types</b>	[ProblemTypes.TIME_SERIES_REGRESSION]
<b>training_only</b>	False

#### Methods

<i>clone</i>	Constructs a new component with the same parameters and random state.
<i>default_parameters</i>	Returns the default parameters for this component.
<i>describe</i>	Describe a component and its parameters.
<i>feature_importance</i>	Returns array of 0's with a length of 1 as feature_importance is not defined for Exponential Smoothing regressor.
<i>fit</i>	Fits Exponential Smoothing Regressor to data.
<i>get_prediction_intervals</i>	Find the prediction intervals using the fitted ExponentialSmoothingRegressor.
<i>load</i>	Loads component at file path.
<i>needs_fitting</i>	Returns boolean determining if component needs fitting before calling predict, predict_proba, transform, or feature_importances.
<i>parameters</i>	Returns the parameters which were used to initialize the component.
<i>predict</i>	Make predictions using fitted Exponential Smoothing regressor.
<i>predict_proba</i>	Make probability estimates for labels.
<i>save</i>	Saves component at file path.
<i>update_parameters</i>	Updates the parameter dictionary of the component.

#### **clone**(*self*)

Constructs a new component with the same parameters and random state.

**Returns** A new instance of this component with identical parameters and random state.

**default\_parameters**(*cls*)

Returns the default parameters for this component.

Our convention is that `Component.default_parameters == Component().parameters`.

**Returns** Default parameters for this component.

**Return type** dict

**describe**(*self*, *print\_name=False*, *return\_dict=False*)

Describe a component and its parameters.

**Parameters**

- **print\_name** (*bool*, *optional*) – whether to print name of component
- **return\_dict** (*bool*, *optional*) – whether to return description as dictionary in the format {"name": name, "parameters": parameters}

**Returns** Returns dictionary if `return_dict` is `True`, else `None`.

**Return type** `None` or dict

**property feature\_importance**(*self*) → `pandas.Series`

Returns array of 0's with a length of 1 as `feature_importance` is not defined for Exponential Smoothing regressor.

**fit**(*self*, *X: pandas.DataFrame*, *y: Optional[pandas.Series] = None*)

Fits Exponential Smoothing Regressor to data.

**Parameters**

- **X** (*pd.DataFrame*) – The input training data of shape `[n_samples, n_features]`. Ignored.
- **y** (*pd.Series*) – The target training data of length `[n_samples]`.

**Returns** `self`

**Raises** **ValueError** – If `y` was not passed in.

**get\_prediction\_intervals**(*self*, *X: pandas.DataFrame*, *y: Optional[pandas.Series] = None*, *coverage: List[float] = None*, *predictions: pandas.Series = None*) → `Dict[str, pandas.Series]`

Find the prediction intervals using the fitted `ExponentialSmoothingRegressor`.

Calculates the prediction intervals by using a simulation of the time series following a specified state space model.

**Parameters**

- **X** (*pd.DataFrame*) – Data of shape `[n_samples, n_features]`.
- **y** (*pd.Series*) – Target data. Optional.
- **coverage** (*List[float]*) – A list of floats between the values 0 and 1 that the upper and lower bounds of the prediction interval should be calculated for.
- **predictions** (*pd.Series*) – Not used for Exponential Smoothing regressor.

**Returns** Prediction intervals, keys are in the format `{coverage}_lower` or `{coverage}_upper`.

**Return type** dict

**static load**(*file\_path*)

Loads component at file path.

**Parameters** *file\_path* (*str*) – Location to load file.

**Returns** ComponentBase object

**needs\_fitting**(*self*)

Returns boolean determining if component needs fitting before calling predict, predict\_proba, transform, or feature\_importances.

This can be overridden to False for components that do not need to be fit or whose fit methods do nothing.

**Returns** True.

**property parameters**(*self*)

Returns the parameters which were used to initialize the component.

**predict**(*self*, *X*: *pandas.DataFrame*, *y*: *Optional[pandas.Series] = None*) → *pandas.Series*

Make predictions using fitted Exponential Smoothing regressor.

**Parameters**

- *X* (*pd.DataFrame*) – Data of shape [n\_samples, n\_features]. Ignored except to set forecast horizon.
- *y* (*pd.Series*) – Target data.

**Returns** Predicted values.

**Return type** *pd.Series*

**predict\_proba**(*self*, *X*: *pandas.DataFrame*) → *pandas.Series*

Make probability estimates for labels.

**Parameters** *X* (*pd.DataFrame*) – Features.

**Returns** Probability estimates.

**Return type** *pd.Series*

**Raises** **MethodPropertyNotFoundError** – If estimator does not have a predict\_proba method or a component\_obj that implements predict\_proba.

**save**(*self*, *file\_path*, *pickle\_protocol*=*cloudpickle.DEFAULT\_PROTOCOL*)

Saves component at file path.

**Parameters**

- *file\_path* (*str*) – Location to save file.
- *pickle\_protocol* (*int*) – The pickle data stream format.

**update\_parameters**(*self*, *update\_dict*, *reset\_fit*=*True*)

Updates the parameter dictionary of the component.

**Parameters**

- *update\_dict* (*dict*) – A dict of parameters to update.
- *reset\_fit* (*bool*, *optional*) – If True, will set *\_is\_fitted* to False.

```
class evalml.pipelines.ExtraTreesClassifier(n_estimators=100, max_features='sqrt', max_depth=6,  
min_samples_split=2, min_weight_fraction_leaf=0.0,  
n_jobs=- 1, random_seed=0, **kwargs)
```

Extra Trees Classifier.

### Parameters

- **n\_estimators** (*float*) – The number of trees in the forest. Defaults to 100.
- **max\_features** (*int, float or {"sqrt", "log2"}*) – The number of features to consider when looking for the best split:
  - If *int*, then consider `max_features` features at each split.
  - If *float*, then `max_features` is a fraction and `int(max_features * n_features)` features are considered at each split.
  - If “sqrt”, then `max_features=sqrt(n_features)`.
  - If “log2”, then `max_features=log2(n_features)`.
  - If *None*, then `max_features = n_features`.

The search for a split does not stop until at least one valid partition of the node samples is found, even if it requires to effectively inspect more than `max_features` features.
- **max\_depth** (*int*) – The maximum depth of the tree. Defaults to 6.
- **min\_samples\_split** (*int or float*) – The minimum number of samples required to split an internal node:
  - If *int*, then consider `min_samples_split` as the minimum number.
  - If *float*, then `min_samples_split` is a fraction and `ceil(min_samples_split * n_samples)` are the minimum number of samples for each split.
- **2. (Defaults to) –**
- **min\_weight\_fraction\_leaf** (*float*) – The minimum weighted fraction of the sum total of weights (of all the input samples) required to be at a leaf node. Defaults to 0.0.
- **n\_jobs** (*int or None*) – Number of jobs to run in parallel. -1 uses all processes. Defaults to -1.
- **random\_seed** (*int*) – Seed for the random number generator. Defaults to 0.

### Attributes

<b>hyper-parameter_ranges</b>	{ “n_estimators”: Integer(10, 1000), “max_features”: [“sqrt”, “log2”], “max_depth”: Integer(4, 10), }
<b>is_multiseries</b>	False
<b>model_family</b>	ModelFamily.EXTRA_TREES
<b>modifies_features</b>	True
<b>modifies_target</b>	False
<b>name</b>	Extra Trees Classifier
<b>supported_problem_types</b>	[ ProblemTypes.BINARY, ProblemTypes.MULTICLASS, ProblemTypes.TIME_SERIES_BINARY, ProblemTypes.TIME_SERIES_MULTICLASS, ]
<b>training_only</b>	False



## Methods

<code>clone</code>	Constructs a new component with the same parameters and random state.
<code>default_parameters</code>	Returns the default parameters for this component.
<code>describe</code>	Describe a component and its parameters.
<code>feature_importance</code>	Returns importance associated with each feature.
<code>fit</code>	Fits estimator to data.
<code>get_prediction_intervals</code>	Find the prediction intervals using the fitted regressor.
<code>load</code>	Loads component at file path.
<code>needs_fitting</code>	Returns boolean determining if component needs fitting before calling predict, predict_proba, transform, or feature_importances.
<code>parameters</code>	Returns the parameters which were used to initialize the component.
<code>predict</code>	Make predictions using selected features.
<code>predict_proba</code>	Make probability estimates for labels.
<code>save</code>	Saves component at file path.
<code>update_parameters</code>	Updates the parameter dictionary of the component.

### `clone(self)`

Constructs a new component with the same parameters and random state.

**Returns** A new instance of this component with identical parameters and random state.

### `default_parameters(cls)`

Returns the default parameters for this component.

Our convention is that `Component.default_parameters == Component().parameters`.

**Returns** Default parameters for this component.

**Return type** dict

### `describe(self, print_name=False, return_dict=False)`

Describe a component and its parameters.

#### Parameters

- **print\_name** (*bool, optional*) – whether to print name of component
- **return\_dict** (*bool, optional*) – whether to return description as dictionary in the format {"name": name, "parameters": parameters}

**Returns** Returns dictionary if return\_dict is True, else None.

**Return type** None or dict

### `property feature_importance(self) → pandas.Series`

Returns importance associated with each feature.

**Returns** Importance associated with each feature.

**Return type** np.ndarray

**Raises** **MethodPropertyNotFoundError** – If estimator does not have a `feature_importance` method or a `component_obj` that implements `feature_importance`.

**fit**(*self*, *X*: *pandas.DataFrame*, *y*: *Optional[pandas.Series] = None*)

Fits estimator to data.

**Parameters**

- **X** (*pd.DataFrame*) – The input training data of shape [n\_samples, n\_features].
- **y** (*pd.Series*, *optional*) – The target training data of length [n\_samples].

**Returns** *self*

**get\_prediction\_intervals**(*self*, *X*: *pandas.DataFrame*, *y*: *Optional[pandas.Series] = None*, *coverage*: *List[float] = None*, *predictions*: *pandas.Series = None*) → Dict[str, *pandas.Series*]

Find the prediction intervals using the fitted regressor.

This function takes the predictions of the fitted estimator and calculates the rolling standard deviation across all predictions using a window size of 5. The lower and upper predictions are determined by taking the percent point (quantile) function of the lower tail probability at each bound multiplied by the rolling standard deviation.

**Parameters**

- **X** (*pd.DataFrame*) – Data of shape [n\_samples, n\_features].
- **y** (*pd.Series*) – Target data. Ignored.
- **coverage** (*list[float]*) – A list of floats between the values 0 and 1 that the upper and lower bounds of the prediction interval should be calculated for.
- **predictions** (*pd.Series*) – Optional list of predictions to use. If None, will generate predictions using X.

**Returns** Prediction intervals, keys are in the format {coverage}\_lower or {coverage}\_upper.

**Return type** dict

**Raises** **MethodPropertyNotFoundError** – If the estimator does not support Time Series Regression as a problem type.

**static load**(*file\_path*)

Loads component at file path.

**Parameters** **file\_path** (*str*) – Location to load file.

**Returns** ComponentBase object

**needs\_fitting**(*self*)

Returns boolean determining if component needs fitting before calling predict, predict\_proba, transform, or feature\_importances.

This can be overridden to False for components that do not need to be fit or whose fit methods do nothing.

**Returns** True.

**property parameters**(*self*)

Returns the parameters which were used to initialize the component.

**predict**(*self*, *X*: *pandas.DataFrame*) → *pandas.Series*

Make predictions using selected features.

**Parameters** **X** (*pd.DataFrame*) – Data of shape [n\_samples, n\_features].

**Returns** Predicted values.

**Return type** `pd.Series`

**Raises `MethodPropertyNotFoundError`** – If estimator does not have a `predict` method or a `component_obj` that implements `predict`.

**`predict_proba(self, X: pandas.DataFrame) → pandas.Series`**

Make probability estimates for labels.

**Parameters** `X (pd.DataFrame)` – Features.

**Returns** Probability estimates.

**Return type** `pd.Series`

**Raises `MethodPropertyNotFoundError`** – If estimator does not have a `predict_proba` method or a `component_obj` that implements `predict_proba`.

**`save(self, file_path, pickle_protocol=cloudpickle.DEFAULT_PROTOCOL)`**

Saves component at file path.

**Parameters**

- **`file_path (str)`** – Location to save file.
- **`pickle_protocol (int)`** – The pickle data stream format.

**`update_parameters(self, update_dict, reset_fit=True)`**

Updates the parameter dictionary of the component.

**Parameters**

- **`update_dict (dict)`** – A dict of parameters to update.
- **`reset_fit (bool, optional)`** – If True, will set `_is_fitted` to False.

**`class evalml.pipelines.ExtraTreesRegressor`**(`n_estimators: int = 100, max_features: str = 'sqrt', max_depth: int = 6, min_samples_split: int = 2, min_weight_fraction_leaf: float = 0.0, n_jobs: int = -1, random_seed: Union[int, float] = 0, **kwargs`)

Extra Trees Regressor.

**Parameters**

- **`n_estimators (float)`** – The number of trees in the forest. Defaults to 100.
- **`max_features (int, float or {"sqrt", "log2"})`** – The number of features to consider when looking for the best split:
  - If `int`, then consider `max_features` features at each split.
  - If `float`, then `max_features` is a fraction and `int(max_features * n_features)` features are considered at each split.
  - If `"sqrt"`, then `max_features=sqrt(n_features)`.
  - If `"log2"`, then `max_features=log2(n_features)`.
  - If `None`, then `max_features = n_features`.

The search for a split does not stop until at least one valid partition of the node samples is found, even if it requires to effectively inspect more than `max_features` features.

- **`max_depth (int)`** – The maximum depth of the tree. Defaults to 6.
- **`min_samples_split (int or float)`** – The minimum number of samples required to split an internal node:

- If int, then consider `min_samples_split` as the minimum number.
- If float, then `min_samples_split` is a fraction and `ceil(min_samples_split * n_samples)` are the minimum number of samples for each split.
- **2. (Defaults to) –**
- **`min_weight_fraction_leaf` (*float*)** – The minimum weighted fraction of the sum total of weights (of all the input samples) required to be at a leaf node. Defaults to 0.0.
- **`n_jobs` (*int or None*)** – Number of jobs to run in parallel. -1 uses all processes. Defaults to -1.
- **`random_seed` (*int*)** – Seed for the random number generator. Defaults to 0.

#### Attributes

<b>hyper-parameter_ranges</b>	{ “n_estimators”: Integer(10, 1000), “max_features”: [“sqrt”, “log2”], “max_depth”: Integer(4, 10), }
<b>is_multiseries</b>	False
<b>model_family</b>	ModelFamily.EXTRA_TREES
<b>modifies_features</b>	True
<b>modifies_target</b>	False
<b>name</b>	Extra Trees Regressor
<b>supported_problem_types</b>	[ ProblemTypes.REGRESSION, ProblemTypes.TIME_SERIES_REGRESSION, ]
<b>training_only</b>	False

#### Methods

<i><code>clone</code></i>	Constructs a new component with the same parameters and random state.
<i><code>default_parameters</code></i>	Returns the default parameters for this component.
<i><code>describe</code></i>	Describe a component and its parameters.
<i><code>feature_importance</code></i>	Returns importance associated with each feature.
<i><code>fit</code></i>	Fits estimator to data.
<i><code>get_prediction_intervals</code></i>	Find the prediction intervals using the fitted Extra-TreesRegressor.
<i><code>load</code></i>	Loads component at file path.
<i><code>needs_fitting</code></i>	Returns boolean determining if component needs fitting before calling predict, predict_proba, transform, or feature_importances.
<i><code>parameters</code></i>	Returns the parameters which were used to initialize the component.
<i><code>predict</code></i>	Make predictions using selected features.
<i><code>predict_proba</code></i>	Make probability estimates for labels.
<i><code>save</code></i>	Saves component at file path.
<i><code>update_parameters</code></i>	Updates the parameter dictionary of the component.

#### **`clone(self)`**

Constructs a new component with the same parameters and random state.

**Returns** A new instance of this component with identical parameters and random state.

**default\_parameters(*cls*)**

Returns the default parameters for this component.

Our convention is that `Component.default_parameters == Component().parameters`.

**Returns** Default parameters for this component.

**Return type** dict

**describe(*self*, *print\_name=False*, *return\_dict=False*)**

Describe a component and its parameters.

**Parameters**

- **print\_name** (*bool*, *optional*) – whether to print name of component
- **return\_dict** (*bool*, *optional*) – whether to return description as dictionary in the format {"name": name, "parameters": parameters}

**Returns** Returns dictionary if `return_dict` is True, else None.

**Return type** None or dict

**property feature\_importance(*self*)** → pandas.Series

Returns importance associated with each feature.

**Returns** Importance associated with each feature.

**Return type** np.ndarray

**Raises MethodPropertyNotFoundError** – If estimator does not have a `feature_importance` method or a `component_obj` that implements `feature_importance`.

**fit(*self*, *X*: pandas.DataFrame, *y*: Optional[pandas.Series] = None)**

Fits estimator to data.

**Parameters**

- **X** (*pd.DataFrame*) – The input training data of shape [n\_samples, n\_features].
- **y** (*pd.Series*, *optional*) – The target training data of length [n\_samples].

**Returns** self

**get\_prediction\_intervals(*self*, *X*: pandas.DataFrame, *y*: Optional[pandas.Series] = None, *coverage*: List[float] = None, *predictions*: pandas.Series = None)** → Dict[str, pandas.Series]

Find the prediction intervals using the fitted ExtraTreesRegressor.

**Parameters**

- **X** (*pd.DataFrame*) – Data of shape [n\_samples, n\_features].
- **y** (*pd.Series*) – Target data. Optional.
- **coverage** (*list[float]*) – A list of floats between the values 0 and 1 that the upper and lower bounds of the prediction interval should be calculated for.
- **predictions** (*pd.Series*) – Optional list of predictions to use. If None, will generate predictions using *X*.

**Returns** Prediction intervals, keys are in the format {coverage}\_lower or {coverage}\_upper.

**Return type** dict

**static load**(*file\_path*)

Loads component at file path.

**Parameters** **file\_path** (*str*) – Location to load file.

**Returns** ComponentBase object

**needs\_fitting**(*self*)

Returns boolean determining if component needs fitting before calling predict, predict\_proba, transform, or feature\_importances.

This can be overridden to False for components that do not need to be fit or whose fit methods do nothing.

**Returns** True.

**property parameters**(*self*)

Returns the parameters which were used to initialize the component.

**predict**(*self*, *X*: *pandas.DataFrame*) → *pandas.Series*

Make predictions using selected features.

**Parameters** **X** (*pd.DataFrame*) – Data of shape [n\_samples, n\_features].

**Returns** Predicted values.

**Return type** *pd.Series*

**Raises** **MethodPropertyNotFoundError** – If estimator does not have a predict method or a component\_obj that implements predict.

**predict\_proba**(*self*, *X*: *pandas.DataFrame*) → *pandas.Series*

Make probability estimates for labels.

**Parameters** **X** (*pd.DataFrame*) – Features.

**Returns** Probability estimates.

**Return type** *pd.Series*

**Raises** **MethodPropertyNotFoundError** – If estimator does not have a predict\_proba method or a component\_obj that implements predict\_proba.

**save**(*self*, *file\_path*, *pickle\_protocol*=*cloudpickle.DEFAULT\_PROTOCOL*)

Saves component at file path.

**Parameters**

- **file\_path** (*str*) – Location to save file.
- **pickle\_protocol** (*int*) – The pickle data stream format.

**update\_parameters**(*self*, *update\_dict*, *reset\_fit*=*True*)

Updates the parameter dictionary of the component.

**Parameters**

- **update\_dict** (*dict*) – A dict of parameters to update.
- **reset\_fit** (*bool*, *optional*) – If True, will set *\_is\_fitted* to False.

**class evalml.pipelines.FeatureSelector**(*parameters*=*None*, *component\_obj*=*None*, *random\_seed*=*0*,  
\*\**kwargs*)

Selects top features based on importance weights.

**Parameters**

- **parameters** (*dict*) – Dictionary of parameters for the component. Defaults to None.
- **component\_obj** (*obj*) – Third-party objects useful in component implementation. Defaults to None.
- **random\_seed** (*int*) – Seed for the random number generator. Defaults to 0.

#### Attributes

<b>is_multiseries</b>	False
<b>modifies_features</b>	True
<b>modifies_target</b>	False
<b>training_only</b>	False

#### Methods

<i>clone</i>	Constructs a new component with the same parameters and random state.
<i>default_parameters</i>	Returns the default parameters for this component.
<i>describe</i>	Describe a component and its parameters.
<i>fit</i>	Fits component to data.
<i>fit_transform</i>	Fit and transform data using the feature selector.
<i>get_names</i>	Get names of selected features.
<i>load</i>	Loads component at file path.
<i>name</i>	Returns string name of this component.
<i>needs_fitting</i>	Returns boolean determining if component needs fitting before calling predict, predict_proba, transform, or feature_importances.
<i>parameters</i>	Returns the parameters which were used to initialize the component.
<i>save</i>	Saves component at file path.
<i>transform</i>	Transforms input data by selecting features. If the component_obj does not have a transform method, will raise an MethodPropertyNotFoundError exception.
<i>update_parameters</i>	Updates the parameter dictionary of the component.

#### **clone**(*self*)

Constructs a new component with the same parameters and random state.

**Returns** A new instance of this component with identical parameters and random state.

#### **default\_parameters**(*cls*)

Returns the default parameters for this component.

Our convention is that `Component.default_parameters == Component().parameters`.

**Returns** Default parameters for this component.

**Return type** dict

#### **describe**(*self*, *print\_name=False*, *return\_dict=False*)

Describe a component and its parameters.

**Parameters**

- **print\_name** (*bool, optional*) – whether to print name of component
- **return\_dict** (*bool, optional*) – whether to return description as dictionary in the format {"name": name, "parameters": parameters}

**Returns** Returns dictionary if return\_dict is True, else None.

**Return type** None or dict

**fit**(*self, X, y=None*)

Fits component to data.

**Parameters**

- **X** (*pd.DataFrame*) – The input training data of shape [n\_samples, n\_features]
- **y** (*pd.Series, optional*) – The target training data of length [n\_samples]

**Returns** self

**Raises** **MethodPropertyNotFoundError** – If component does not have a fit method or a component\_obj that implements fit.

**fit\_transform**(*self, X, y=None*)

Fit and transform data using the feature selector.

**Parameters**

- **X** (*pd.DataFrame*) – The input training data of shape [n\_samples, n\_features].
- **y** (*pd.Series, optional*) – The target training data of length [n\_samples].

**Returns** Transformed data.

**Return type** pd.DataFrame

**get\_names**(*self*)

Get names of selected features.

**Returns** List of the names of features selected.

**Return type** list[str]

**static load**(*file\_path*)

Loads component at file path.

**Parameters** **file\_path** (*str*) – Location to load file.

**Returns** ComponentBase object

**property name**(*cls*)

Returns string name of this component.

**needs\_fitting**(*self*)

Returns boolean determining if component needs fitting before calling predict, predict\_proba, transform, or feature\_importances.

This can be overridden to False for components that do not need to be fit or whose fit methods do nothing.

**Returns** True.

**property parameters**(*self*)

Returns the parameters which were used to initialize the component.



**save**(*self*, *file\_path*, *pickle\_protocol*=*cloudpickle.DEFAULT\_PROTOCOL*)

Saves component at file path.

**Parameters**

- **file\_path** (*str*) – Location to save file.
- **pickle\_protocol** (*int*) – The pickle data stream format.

**transform**(*self*, *X*, *y=None*)

Transforms input data by selecting features. If the component\_obj does not have a transform method, will raise an `MethodPropertyNotFoundError` exception.

**Parameters**

- **X** (*pd.DataFrame*) – Data to transform.
- **y** (*pd.Series*, *optional*) – Target data. Ignored.

**Returns** Transformed X

**Return type** *pd.DataFrame*

**Raises** **MethodPropertyNotFoundError** – If feature selector does not have a transform method or a component\_obj that implements transform

**update\_parameters**(*self*, *update\_dict*, *reset\_fit=True*)

Updates the parameter dictionary of the component.

**Parameters**

- **update\_dict** (*dict*) – A dict of parameters to update.
- **reset\_fit** (*bool*, *optional*) – If True, will set `_is_fitted` to False.

```
class evalml.pipelines.Imputer(categorical_impute_strategy='most_frequent', categorical_fill_value=None,
                               numeric_impute_strategy='mean', numeric_fill_value=None,
                               boolean_impute_strategy='most_frequent', boolean_fill_value=None,
                               random_seed=0, **kwargs)
```

Imputes missing data according to a specified imputation strategy.

**Parameters**

- **categorical\_impute\_strategy** (*string*) – Impute strategy to use for string, object, boolean, categorical dtypes. Valid values include “most\_frequent” and “constant”.
- **numeric\_impute\_strategy** (*string*) – Impute strategy to use for numeric columns. Valid values include “mean”, “median”, “most\_frequent”, and “constant”.
- **boolean\_impute\_strategy** (*string*) – Impute strategy to use for boolean columns. Valid values include “most\_frequent” and “constant”.
- **categorical\_fill\_value** (*string*) – When `categorical_impute_strategy == “constant”`, `fill_value` is used to replace missing data. The default value of None will fill with the string “missing\_value”.
- **numeric\_fill\_value** (*int*, *float*) – When `numeric_impute_strategy == “constant”`, `fill_value` is used to replace missing data. The default value of None will fill with 0.
- **boolean\_fill\_value** (*bool*) – When `boolean_impute_strategy == “constant”`, `fill_value` is used to replace missing data. The default value of None will fill with True.
- **random\_seed** (*int*) – Seed for the random number generator. Defaults to 0.

### Attributes

<b>hyper-parameter_ranges</b>	{ "categorical_impute_strategy": ["most_frequent"], "numeric_impute_strategy": ["mean", "median", "most_frequent", "knn"], "boolean_impute_strategy": ["most_frequent"] }
<b>is_multiseries</b>	False
<b>modifies_features</b>	True
<b>modifies_target</b>	False
<b>name</b>	Imputer
<b>training_only</b>	False

### Methods

<i>clone</i>	Constructs a new component with the same parameters and random state.
<i>default_parameters</i>	Returns the default parameters for this component.
<i>describe</i>	Describe a component and its parameters.
<i>fit</i>	Fits imputer to data. 'None' values are converted to np.nan before imputation and are treated as the same.
<i>fit_transform</i>	Fits on X and transforms X.
<i>load</i>	Loads component at file path.
<i>needs_fitting</i>	Returns boolean determining if component needs fitting before calling predict, predict_proba, transform, or feature_importances.
<i>parameters</i>	Returns the parameters which were used to initialize the component.
<i>save</i>	Saves component at file path.
<i>transform</i>	Transforms data X by imputing missing values.
<i>update_parameters</i>	Updates the parameter dictionary of the component.

#### **clone**(*self*)

Constructs a new component with the same parameters and random state.

**Returns** A new instance of this component with identical parameters and random state.

#### **default\_parameters**(*cls*)

Returns the default parameters for this component.

Our convention is that `Component.default_parameters == Component().parameters`.

**Returns** Default parameters for this component.

**Return type** dict

#### **describe**(*self*, *print\_name=False*, *return\_dict=False*)

Describe a component and its parameters.

##### Parameters

- **print\_name** (*bool*, *optional*) – whether to print name of component
- **return\_dict** (*bool*, *optional*) – whether to return description as dictionary in the format {“name”: name, “parameters”: parameters}

**Returns** Returns dictionary if `return_dict` is `True`, else `None`.

**Return type** `None` or `dict`

**fit**(*self*, *X*, *y=None*)

Fits imputer to data. 'None' values are converted to `np.nan` before imputation and are treated as the same.

**Parameters**

- **X** (*pd.DataFrame*, *np.ndarray*) – The input training data of shape `[n_samples, n_features]`
- **y** (*pd.Series*, *optional*) – The target training data of length `[n_samples]`

**Returns** `self`

**fit\_transform**(*self*, *X*, *y=None*)

Fits on *X* and transforms *X*.

**Parameters**

- **X** (*pd.DataFrame*) – Data to fit and transform.
- **y** (*pd.Series*) – Target data.

**Returns** Transformed *X*.

**Return type** `pd.DataFrame`

**Raises** **MethodPropertyNotFoundError** – If transformer does not have a `transform` method or a `component_obj` that implements `transform`.

**static load**(*file\_path*)

Loads component at file path.

**Parameters** **file\_path** (*str*) – Location to load file.

**Returns** `ComponentBase` object

**needs\_fitting**(*self*)

Returns boolean determining if component needs fitting before calling `predict`, `predict_proba`, `transform`, or `feature_importances`.

This can be overridden to `False` for components that do not need to be fit or whose fit methods do nothing.

**Returns** `True`.

**property parameters**(*self*)

Returns the parameters which were used to initialize the component.

**save**(*self*, *file\_path*, *pickle\_protocol=cloudpickle.DEFAULT\_PROTOCOL*)

Saves component at file path.

**Parameters**

- **file\_path** (*str*) – Location to save file.
- **pickle\_protocol** (*int*) – The pickle data stream format.

**transform**(*self*, *X*, *y=None*)

Transforms data *X* by imputing missing values.

**Parameters**

- **X** (*pd.DataFrame*) – Data to transform

- **y** (*pd.Series, optional*) – Ignored.

**Returns** Transformed X

**Return type** `pd.DataFrame`

**update\_parameters**(*self, update\_dict, reset\_fit=True*)

Updates the parameter dictionary of the component.

**Parameters**

- **update\_dict** (*dict*) – A dict of parameters to update.
- **reset\_fit** (*bool, optional*) – If True, will set `_is_fitted` to False.

**class** `evalml.pipelines.KNeighborsClassifier`(*n\_neighbors=5, weights='uniform', algorithm='auto', leaf\_size=30, p=2, random\_seed=0, \*\*kwargs*)

K-Nearest Neighbors Classifier.

**Parameters**

- **n\_neighbors** (*int*) – Number of neighbors to use by default. Defaults to 5.
- **weights** (*{'uniform', 'distance'} or callable*) – Weight function used in prediction. Can be:
  - ‘uniform’ : uniform weights. All points in each neighborhood are weighted equally.
  - ‘distance’ : weight points by the inverse of their distance. in this case, closer neighbors of a query point will have a greater influence than neighbors which are further away.
  - [callable] : a user-defined function which accepts an array of distances, and returns an array of the same shape containing the weights.

Defaults to “uniform”.

- **algorithm** (*{'auto', 'ball\_tree', 'kd\_tree', 'brute'}*) – Algorithm used to compute the nearest neighbors:
  - ‘ball\_tree’ will use `BallTree`
  - ‘kd\_tree’ will use `KDTree`
  - ‘brute’ will use a brute-force search.‘auto’ will attempt to decide the most appropriate algorithm based on the values passed to fit method. Defaults to “auto”. Note: fitting on sparse input will override the setting of this parameter, using brute force.
- **leaf\_size** (*int*) – Leaf size passed to `BallTree` or `KDTree`. This can affect the speed of the construction and query, as well as the memory required to store the tree. The optimal value depends on the nature of the problem. Defaults to 30.
- **p** (*int*) – Power parameter for the Minkowski metric. When  $p = 1$ , this is equivalent to using `manhattan_distance` (l1), and `euclidean_distance` (l2) for  $p = 2$ . For arbitrary  $p$ , `minkowski_distance` (l\_p) is used. Defaults to 2.
- **random\_seed** (*int*) – Seed for the random number generator. Defaults to 0.

**Attributes**

<b>hyper-parameter_ranges</b>	{ "n_neighbors": Integer(2, 12), "weights": ["uniform", "distance"], "algorithm": ["auto", "ball_tree", "kd_tree", "brute"], "leaf_size": Integer(10, 30), "p": Integer(1, 5), }
<b>is_multiseries</b>	False
<b>model_family</b>	ModelFamily.K_NEIGHBORS
<b>modifies_features</b>	True
<b>modifies_target</b>	False
<b>name</b>	KNN Classifier
<b>supported_problem_types</b>	[ ProblemTypes.BINARY, ProblemTypes.MULTICLASS, ProblemTypes.TIME_SERIES_BINARY, ProblemTypes.TIME_SERIES_MULTICLASS, ]
<b>training_only</b>	False

## Methods

<i>clone</i>	Constructs a new component with the same parameters and random state.
<i>default_parameters</i>	Returns the default parameters for this component.
<i>describe</i>	Describe a component and its parameters.
<i>feature_importance</i>	Returns array of 0's matching the input number of features as feature_importance is not defined for KNN classifiers.
<i>fit</i>	Fits estimator to data.
<i>get_prediction_intervals</i>	Find the prediction intervals using the fitted regressor.
<i>load</i>	Loads component at file path.
<i>needs_fitting</i>	Returns boolean determining if component needs fitting before calling predict, predict_proba, transform, or feature_importances.
<i>parameters</i>	Returns the parameters which were used to initialize the component.
<i>predict</i>	Make predictions using selected features.
<i>predict_proba</i>	Make probability estimates for labels.
<i>save</i>	Saves component at file path.
<i>update_parameters</i>	Updates the parameter dictionary of the component.

### **clone**(*self*)

Constructs a new component with the same parameters and random state.

**Returns** A new instance of this component with identical parameters and random state.

### **default\_parameters**(*cls*)

Returns the default parameters for this component.

Our convention is that `Component.default_parameters == Component().parameters`.

**Returns** Default parameters for this component.

**Return type** dict

### **describe**(*self*, *print\_name=False*, *return\_dict=False*)

Describe a component and its parameters.

**Parameters**

- **print\_name** (*bool*, *optional*) – whether to print name of component
- **return\_dict** (*bool*, *optional*) – whether to return description as dictionary in the format {"name": name, "parameters": parameters}

**Returns** Returns dictionary if return\_dict is True, else None.

**Return type** None or dict

**property feature\_importance(self)**

Returns array of 0's matching the input number of features as feature\_importance is not defined for KNN classifiers.

**fit(self, X: pandas.DataFrame, y: Optional[pandas.Series] = None)**

Fits estimator to data.

**Parameters**

- **X** (*pd.DataFrame*) – The input training data of shape [n\_samples, n\_features].
- **y** (*pd.Series*, *optional*) – The target training data of length [n\_samples].

**Returns** self

**get\_prediction\_intervals(self, X: pandas.DataFrame, y: Optional[pandas.Series] = None, coverage: List[float] = None, predictions: pandas.Series = None) → Dict[str, pandas.Series]**

Find the prediction intervals using the fitted regressor.

This function takes the predictions of the fitted estimator and calculates the rolling standard deviation across all predictions using a window size of 5. The lower and upper predictions are determined by taking the percent point (quantile) function of the lower tail probability at each bound multiplied by the rolling standard deviation.

**Parameters**

- **X** (*pd.DataFrame*) – Data of shape [n\_samples, n\_features].
- **y** (*pd.Series*) – Target data. Ignored.
- **coverage** (*list[float]*) – A list of floats between the values 0 and 1 that the upper and lower bounds of the prediction interval should be calculated for.
- **predictions** (*pd.Series*) – Optional list of predictions to use. If None, will generate predictions using X.

**Returns** Prediction intervals, keys are in the format {coverage}\_lower or {coverage}\_upper.

**Return type** dict

**Raises** **MethodPropertyNotFoundError** – If the estimator does not support Time Series Regression as a problem type.

**static load(file\_path)**

Loads component at file path.

**Parameters** **file\_path** (*str*) – Location to load file.

**Returns** ComponentBase object

**needs\_fitting(self)**

Returns boolean determining if component needs fitting before calling predict, predict\_proba, transform, or feature\_importances.

This can be overridden to False for components that do not need to be fit or whose fit methods do nothing.

**Returns** True.

**property parameters(self)**

Returns the parameters which were used to initialize the component.

**predict(self, X: pandas.DataFrame) → pandas.Series**

Make predictions using selected features.

**Parameters** **X** (*pd.DataFrame*) – Data of shape [n\_samples, n\_features].

**Returns** Predicted values.

**Return type** pd.Series

**predict\_proba(self, X: pandas.DataFrame) → pandas.Series**

Make probability estimates for labels.

**Parameters** **X** (*pd.DataFrame*) – Features.

**Returns** Probability estimates.

**Return type** pd.Series

**save(self, file\_path, pickle\_protocol=cloudpickle.DEFAULT\_PROTOCOL)**

Saves component at file path.

**Parameters**

- **file\_path** (*str*) – Location to save file.
- **pickle\_protocol** (*int*) – The pickle data stream format.

**update\_parameters(self, update\_dict, reset\_fit=True)**

Updates the parameter dictionary of the component.

**Parameters**

- **update\_dict** (*dict*) – A dict of parameters to update.
- **reset\_fit** (*bool*, *optional*) – If True, will set *\_is\_fitted* to False.

```
class evalml.pipelines.LightGBMClassifier(boosting_type='gbdt', learning_rate=0.1, n_estimators=100,
                                         max_depth=0, num_leaves=31, min_child_samples=20,
                                         bagging_fraction=0.9, bagging_freq=0, n_jobs=- 1,
                                         random_seed=0, **kwargs)
```

LightGBM Classifier.

**Parameters**

- **boosting\_type** (*string*) – Type of boosting to use. Defaults to “gbdt”. - ‘gbdt’ uses traditional Gradient Boosting Decision Tree - “dart”, uses Dropouts meet Multiple Additive Regression Trees - “goss”, uses Gradient-based One-Side Sampling - “rf”, uses Random Forest
- **learning\_rate** (*float*) – Boosting learning rate. Defaults to 0.1.
- **n\_estimators** (*int*) – Number of boosted trees to fit. Defaults to 100.

- **max\_depth** (*int*) – Maximum tree depth for base learners,  $\leq 0$  means no limit. Defaults to 0.
- **num\_leaves** (*int*) – Maximum tree leaves for base learners. Defaults to 31.
- **min\_child\_samples** (*int*) – Minimum number of data needed in a child (leaf). Defaults to 20.
- **bagging\_fraction** (*float*) – LightGBM will randomly select a subset of features on each iteration (tree) without resampling if this is smaller than 1.0. For example, if set to 0.8, LightGBM will select 80% of features before training each tree. This can be used to speed up training and deal with overfitting. Defaults to 0.9.
- **bagging\_freq** (*int*) – Frequency for bagging. 0 means bagging is disabled. k means perform bagging at every k iteration. Every k-th iteration, LightGBM will randomly select `bagging_fraction * 100 %` of the data to use for the next k iterations. Defaults to 0.
- **n\_jobs** (*int or None*) – Number of threads to run in parallel. -1 uses all threads. Defaults to -1.
- **random\_seed** (*int*) – Seed for the random number generator. Defaults to 0.

#### Attributes

<b>hyper-parameter_ranges</b>	{ "learning_rate": Real(0.000001, 1), "boosting_type": ["gbdt", "dart", "goss", "rf"], "n_estimators": Integer(10, 100), "max_depth": Integer(0, 10), "num_leaves": Integer(2, 100), "min_child_samples": Integer(1, 100), "bagging_fraction": Real(0.000001, 1), "bagging_freq": Integer(0, 1), }
<b>is_multiseries</b>	False
<b>model_family</b>	ModelFamily.LIGHTGBM
<b>modifies_features</b>	True
<b>modifies_target</b>	False
<b>name</b>	LightGBM Classifier
<b>SEED_MAX</b>	SEED_BOUNDS.max_bound
<b>SEED_MIN</b>	0
<b>supported_problem_types</b>	[ ProblemTypes.BINARY, ProblemTypes.MULTICLASS, ProblemTypes.TIME_SERIES_BINARY, ProblemTypes.TIME_SERIES_MULTICLASS, ]
<b>training_only</b>	False

#### Methods



<code>clone</code>	Constructs a new component with the same parameters and random state.
<code>default_parameters</code>	Returns the default parameters for this component.
<code>describe</code>	Describe a component and its parameters.
<code>feature_importance</code>	Returns importance associated with each feature.
<code>fit</code>	Fits LightGBM classifier component to data.
<code>get_prediction_intervals</code>	Find the prediction intervals using the fitted regressor.
<code>load</code>	Loads component at file path.
<code>needs_fitting</code>	Returns boolean determining if component needs fitting before calling predict, predict_proba, transform, or feature_importances.
<code>parameters</code>	Returns the parameters which were used to initialize the component.
<code>predict</code>	Make predictions using the fitted LightGBM classifier.
<code>predict_proba</code>	Make prediction probabilities using the fitted LightGBM classifier.
<code>save</code>	Saves component at file path.
<code>update_parameters</code>	Updates the parameter dictionary of the component.

**clone(self)**

Constructs a new component with the same parameters and random state.

**Returns** A new instance of this component with identical parameters and random state.

**default\_parameters(cls)**

Returns the default parameters for this component.

Our convention is that `Component.default_parameters == Component().parameters`.

**Returns** Default parameters for this component.

**Return type** dict

**describe(self, print\_name=False, return\_dict=False)**

Describe a component and its parameters.

**Parameters**

- **print\_name** (*bool, optional*) – whether to print name of component
- **return\_dict** (*bool, optional*) – whether to return description as dictionary in the format {"name": name, "parameters": parameters}

**Returns** Returns dictionary if return\_dict is True, else None.

**Return type** None or dict

**property feature\_importance(self) → pandas.Series**

Returns importance associated with each feature.

**Returns** Importance associated with each feature.

**Return type** np.ndarray

**Raises** **MethodPropertyNotFoundError** – If estimator does not have a feature\_importance method or a component\_obj that implements feature\_importance.

**fit**(*self*, *X*, *y=None*)

Fits LightGBM classifier component to data.

**Parameters**

- **X** (*pd.DataFrame*) – The input training data of shape [n\_samples, n\_features].
- **y** (*pd.Series*) – The target training data of length [n\_samples].

**Returns** *self*

**get\_prediction\_intervals**(*self*, *X*: *pandas.DataFrame*, *y*: *Optional[pandas.Series]* = *None*, *coverage*: *List[float]* = *None*, *predictions*: *pandas.Series* = *None*) → *Dict[str, pandas.Series]*

Find the prediction intervals using the fitted regressor.

This function takes the predictions of the fitted estimator and calculates the rolling standard deviation across all predictions using a window size of 5. The lower and upper predictions are determined by taking the percent point (quantile) function of the lower tail probability at each bound multiplied by the rolling standard deviation.

**Parameters**

- **X** (*pd.DataFrame*) – Data of shape [n\_samples, n\_features].
- **y** (*pd.Series*) – Target data. Ignored.
- **coverage** (*list[float]*) – A list of floats between the values 0 and 1 that the upper and lower bounds of the prediction interval should be calculated for.
- **predictions** (*pd.Series*) – Optional list of predictions to use. If *None*, will generate predictions using *X*.

**Returns** Prediction intervals, keys are in the format {coverage}\_lower or {coverage}\_upper.

**Return type** *dict*

**Raises** **MethodPropertyNotFoundError** – If the estimator does not support Time Series Regression as a problem type.

**static load**(*file\_path*)

Loads component at file path.

**Parameters** **file\_path** (*str*) – Location to load file.

**Returns** *ComponentBase* object

**needs\_fitting**(*self*)

Returns boolean determining if component needs fitting before calling predict, predict\_proba, transform, or feature\_importances.

This can be overridden to *False* for components that do not need to be fit or whose fit methods do nothing.

**Returns** *True*.

**property parameters**(*self*)

Returns the parameters which were used to initialize the component.

**predict**(*self*, *X*)

Make predictions using the fitted LightGBM classifier.

**Parameters** **X** (*pd.DataFrame*) – Data of shape [n\_samples, n\_features].

**Returns** Predicted values.

**Return type** `pd.DataFrame`

**predict\_proba**(*self*, *X*)

Make prediction probabilities using the fitted LightGBM classifier.

**Parameters** *X* (`pd.DataFrame`) – Data of shape `[n_samples, n_features]`.

**Returns** Predicted probability values.

**Return type** `pd.DataFrame`

**save**(*self*, *file\_path*, *pickle\_protocol=cloudpickle.DEFAULT\_PROTOCOL*)

Saves component at file path.

**Parameters**

- **file\_path** (*str*) – Location to save file.
- **pickle\_protocol** (*int*) – The pickle data stream format.

**update\_parameters**(*self*, *update\_dict*, *reset\_fit=True*)

Updates the parameter dictionary of the component.

**Parameters**

- **update\_dict** (*dict*) – A dict of parameters to update.
- **reset\_fit** (*bool*, *optional*) – If True, will set `_is_fitted` to False.

**class** `evalml.pipelines.LightGBMRegressor`(*boosting\_type='gbdt'*, *learning\_rate=0.1*, *n\_estimators=20*,  
*max\_depth=0*, *num\_leaves=31*, *min\_child\_samples=20*,  
*bagging\_fraction=0.9*, *bagging\_freq=0*, *n\_jobs=-1*,  
*random\_seed=0*, *\*\*kwargs*)

LightGBM Regressor.

**Parameters**

- **boosting\_type** (*string*) – Type of boosting to use. Defaults to “gbdt”. - ‘gbdt’ uses traditional Gradient Boosting Decision Tree - “dart”, uses Dropouts meet Multiple Additive Regression Trees - “goss”, uses Gradient-based One-Side Sampling - “rf”, uses Random Forest
- **learning\_rate** (*float*) – Boosting learning rate. Defaults to 0.1.
- **n\_estimators** (*int*) – Number of boosted trees to fit. Defaults to 100.
- **max\_depth** (*int*) – Maximum tree depth for base learners, `<=0` means no limit. Defaults to 0.
- **num\_leaves** (*int*) – Maximum tree leaves for base learners. Defaults to 31.
- **min\_child\_samples** (*int*) – Minimum number of data needed in a child (leaf). Defaults to 20.
- **bagging\_fraction** (*float*) – LightGBM will randomly select a subset of features on each iteration (tree) without resampling if this is smaller than 1.0. For example, if set to 0.8, LightGBM will select 80% of features before training each tree. This can be used to speed up training and deal with overfitting. Defaults to 0.9.
- **bagging\_freq** (*int*) – Frequency for bagging. 0 means bagging is disabled. k means perform bagging at every k iteration. Every k-th iteration, LightGBM will randomly select `bagging_fraction * 100 %` of the data to use for the next k iterations. Defaults to 0.

- **n\_jobs** (*int* or *None*) – Number of threads to run in parallel. -1 uses all threads. Defaults to -1.
- **random\_seed** (*int*) – Seed for the random number generator. Defaults to 0.

#### Attributes

<b>hyper-parameter_ranges</b>	{ "learning_rate": Real(0.000001, 1), "boosting_type": ["gbdt", "dart", "goss", "rf"], "n_estimators": Integer(10, 100), "max_depth": Integer(0, 10), "num_leaves": Integer(2, 100), "min_child_samples": Integer(1, 100), "bagging_fraction": Real(0.000001, 1), "bagging_freq": Integer(0, 1), }
<b>is_multiseries</b>	False
<b>model_family</b>	ModelFamily.LIGHTGBM
<b>modifies_features</b>	True
<b>modifies_target</b>	False
<b>name</b>	LightGBM Regressor
<b>SEED_MAX</b>	SEED_BOUNDS.max_bound
<b>SEED_MIN</b>	0
<b>supported_problem_types</b>	[ProblemTypes.REGRESSION]
<b>training_only</b>	False

#### Methods

<i>clone</i>	Constructs a new component with the same parameters and random state.
<i>default_parameters</i>	Returns the default parameters for this component.
<i>describe</i>	Describe a component and its parameters.
<i>feature_importance</i>	Returns importance associated with each feature.
<i>fit</i>	Fits LightGBM regressor to data.
<i>get_prediction_intervals</i>	Find the prediction intervals using the fitted regressor.
<i>load</i>	Loads component at file path.
<i>needs_fitting</i>	Returns boolean determining if component needs fitting before calling predict, predict_proba, transform, or feature_importances.
<i>parameters</i>	Returns the parameters which were used to initialize the component.
<i>predict</i>	Make predictions using fitted LightGBM regressor.
<i>predict_proba</i>	Make probability estimates for labels.
<i>save</i>	Saves component at file path.
<i>update_parameters</i>	Updates the parameter dictionary of the component.

#### **clone**(*self*)

Constructs a new component with the same parameters and random state.

**Returns** A new instance of this component with identical parameters and random state.

#### **default\_parameters**(*cls*)

Returns the default parameters for this component.

Our convention is that `Component.default_parameters == Component().parameters`.

**Returns** Default parameters for this component.

**Return type** dict

**describe**(*self*, *print\_name=False*, *return\_dict=False*)

Describe a component and its parameters.

**Parameters**

- **print\_name** (*bool*, *optional*) – whether to print name of component
- **return\_dict** (*bool*, *optional*) – whether to return description as dictionary in the format {"name": name, "parameters": parameters}

**Returns** Returns dictionary if return\_dict is True, else None.

**Return type** None or dict

**property feature\_importance**(*self*) → pandas.Series

Returns importance associated with each feature.

**Returns** Importance associated with each feature.

**Return type** np.ndarray

**Raises** **MethodPropertyNotFoundError** – If estimator does not have a feature\_importance method or a component\_obj that implements feature\_importance.

**fit**(*self*, *X*, *y=None*)

Fits LightGBM regressor to data.

**Parameters**

- **X** (*pd.DataFrame*) – The input training data of shape [n\_samples, n\_features].
- **y** (*pd.Series*) – The target training data of length [n\_samples].

**Returns** self

**get\_prediction\_intervals**(*self*, *X: pandas.DataFrame*, *y: Optional[pandas.Series] = None*, *coverage: List[float] = None*, *predictions: pandas.Series = None*) → Dict[str, pandas.Series]

Find the prediction intervals using the fitted regressor.

This function takes the predictions of the fitted estimator and calculates the rolling standard deviation across all predictions using a window size of 5. The lower and upper predictions are determined by taking the percent point (quantile) function of the lower tail probability at each bound multiplied by the rolling standard deviation.

**Parameters**

- **X** (*pd.DataFrame*) – Data of shape [n\_samples, n\_features].
- **y** (*pd.Series*) – Target data. Ignored.
- **coverage** (*list[float]*) – A list of floats between the values 0 and 1 that the upper and lower bounds of the prediction interval should be calculated for.
- **predictions** (*pd.Series*) – Optional list of predictions to use. If None, will generate predictions using X.

**Returns** Prediction intervals, keys are in the format {coverage}\_lower or {coverage}\_upper.

**Return type** dict

**Raises `MethodPropertyNotFoundError`** – If the estimator does not support Time Series Regression as a problem type.

**static load**(*file\_path*)

Loads component at file path.

**Parameters** *file\_path* (*str*) – Location to load file.

**Returns** ComponentBase object

**needs\_fitting**(*self*)

Returns boolean determining if component needs fitting before calling predict, predict\_proba, transform, or feature\_importances.

This can be overridden to False for components that do not need to be fit or whose fit methods do nothing.

**Returns** True.

**property parameters**(*self*)

Returns the parameters which were used to initialize the component.

**predict**(*self*, *X*)

Make predictions using fitted LightGBM regressor.

**Parameters** *X* (*pd.DataFrame*) – Data of shape [n\_samples, n\_features].

**Returns** Predicted values.

**Return type** *pd.Series*

**predict\_proba**(*self*, *X*: *pandas.DataFrame*) → *pandas.Series*

Make probability estimates for labels.

**Parameters** *X* (*pd.DataFrame*) – Features.

**Returns** Probability estimates.

**Return type** *pd.Series*

**Raises `MethodPropertyNotFoundError`** – If estimator does not have a predict\_proba method or a component\_obj that implements predict\_proba.

**save**(*self*, *file\_path*, *pickle\_protocol*=*cloudpickle.DEFAULT\_PROTOCOL*)

Saves component at file path.

**Parameters**

- **file\_path** (*str*) – Location to save file.
- **pickle\_protocol** (*int*) – The pickle data stream format.

**update\_parameters**(*self*, *update\_dict*, *reset\_fit*=*True*)

Updates the parameter dictionary of the component.

**Parameters**

- **update\_dict** (*dict*) – A dict of parameters to update.
- **reset\_fit** (*bool*, *optional*) – If True, will set *\_is\_fitted* to False.

**class evalml.pipelines.LinearRegressor**(*fit\_intercept*=*True*, *n\_jobs*=*-1*, *random\_seed*=*0*, *\*\*kwargs*)

Linear Regressor.

**Parameters**

- **fit\_intercept** (*boolean*) – Whether to calculate the intercept for this model. If set to False, no intercept will be used in calculations (i.e. data is expected to be centered). Defaults to True.
- **n\_jobs** (*int or None*) – Number of jobs to run in parallel. -1 uses all threads. Defaults to -1.
- **random\_seed** (*int*) – Seed for the random number generator. Defaults to 0.

#### Attributes

<b>hyper-parameter_ranges</b>	{ "fit_intercept": [True, False], }
<b>is_multiseries</b>	False
<b>model_family</b>	ModelFamily.LINEAR_MODEL
<b>modifies_features</b>	True
<b>modifies_target</b>	False
<b>name</b>	Linear Regressor
<b>supported_problem_types</b>	[ ProblemTypes.REGRESSION, ProblemTypes.TIME_SERIES_REGRESSION, ]
<b>training_only</b>	False

#### Methods

<i>clone</i>	Constructs a new component with the same parameters and random state.
<i>default_parameters</i>	Returns the default parameters for this component.
<i>describe</i>	Describe a component and its parameters.
<i>feature_importance</i>	Feature importance for fitted linear regressor.
<i>fit</i>	Fits estimator to data.
<i>get_prediction_intervals</i>	Find the prediction intervals using the fitted regressor.
<i>load</i>	Loads component at file path.
<i>needs_fitting</i>	Returns boolean determining if component needs fitting before calling predict, predict_proba, transform, or feature_importances.
<i>parameters</i>	Returns the parameters which were used to initialize the component.
<i>predict</i>	Make predictions using selected features.
<i>predict_proba</i>	Make probability estimates for labels.
<i>save</i>	Saves component at file path.
<i>update_parameters</i>	Updates the parameter dictionary of the component.

#### **clone**(*self*)

Constructs a new component with the same parameters and random state.

**Returns** A new instance of this component with identical parameters and random state.

#### **default\_parameters**(*cls*)

Returns the default parameters for this component.

Our convention is that `Component.default_parameters == Component().parameters`.

**Returns** Default parameters for this component.

**Return type** dict

**describe**(*self*, *print\_name=False*, *return\_dict=False*)

Describe a component and its parameters.

**Parameters**

- **print\_name** (*bool*, *optional*) – whether to print name of component
- **return\_dict** (*bool*, *optional*) – whether to return description as dictionary in the format {"name": name, "parameters": parameters}

**Returns** Returns dictionary if `return_dict` is `True`, else `None`.

**Return type** None or dict

**property feature\_importance**(*self*)

Feature importance for fitted linear regressor.

**fit**(*self*, *X: pandas.DataFrame*, *y: Optional[pandas.Series] = None*)

Fits estimator to data.

**Parameters**

- **X** (*pd.DataFrame*) – The input training data of shape [n\_samples, n\_features].
- **y** (*pd.Series*, *optional*) – The target training data of length [n\_samples].

**Returns** self

**get\_prediction\_intervals**(*self*, *X: pandas.DataFrame*, *y: Optional[pandas.Series] = None*, *coverage: List[float] = None*, *predictions: pandas.Series = None*) → Dict[str, pandas.Series]

Find the prediction intervals using the fitted regressor.

This function takes the predictions of the fitted estimator and calculates the rolling standard deviation across all predictions using a window size of 5. The lower and upper predictions are determined by taking the percent point (quantile) function of the lower tail probability at each bound multiplied by the rolling standard deviation.

**Parameters**

- **X** (*pd.DataFrame*) – Data of shape [n\_samples, n\_features].
- **y** (*pd.Series*) – Target data. Ignored.
- **coverage** (*list[float]*) – A list of floats between the values 0 and 1 that the upper and lower bounds of the prediction interval should be calculated for.
- **predictions** (*pd.Series*) – Optional list of predictions to use. If `None`, will generate predictions using `X`.

**Returns** Prediction intervals, keys are in the format {coverage}\_lower or {coverage}\_upper.

**Return type** dict

**Raises** **MethodPropertyNotFoundError** – If the estimator does not support Time Series Regression as a problem type.



**static load**(*file\_path*)

Loads component at file path.

**Parameters** *file\_path* (*str*) – Location to load file.

**Returns** ComponentBase object

**needs\_fitting**(*self*)

Returns boolean determining if component needs fitting before calling predict, predict\_proba, transform, or feature\_importances.

This can be overridden to False for components that do not need to be fit or whose fit methods do nothing.

**Returns** True.

**property parameters**(*self*)

Returns the parameters which were used to initialize the component.

**predict**(*self*, *X*: *pandas.DataFrame*) → *pandas.Series*

Make predictions using selected features.

**Parameters** *X* (*pd.DataFrame*) – Data of shape [n\_samples, n\_features].

**Returns** Predicted values.

**Return type** *pd.Series*

**Raises** **MethodPropertyNotFoundError** – If estimator does not have a predict method or a component\_obj that implements predict.

**predict\_proba**(*self*, *X*: *pandas.DataFrame*) → *pandas.Series*

Make probability estimates for labels.

**Parameters** *X* (*pd.DataFrame*) – Features.

**Returns** Probability estimates.

**Return type** *pd.Series*

**Raises** **MethodPropertyNotFoundError** – If estimator does not have a predict\_proba method or a component\_obj that implements predict\_proba.

**save**(*self*, *file\_path*, *pickle\_protocol*=*cloudpickle.DEFAULT\_PROTOCOL*)

Saves component at file path.

**Parameters**

- **file\_path** (*str*) – Location to save file.
- **pickle\_protocol** (*int*) – The pickle data stream format.

**update\_parameters**(*self*, *update\_dict*, *reset\_fit*=*True*)

Updates the parameter dictionary of the component.

**Parameters**

- **update\_dict** (*dict*) – A dict of parameters to update.
- **reset\_fit** (*bool*, *optional*) – If True, will set *\_is\_fitted* to False.

**class** evalml.pipelines.LogisticRegressionClassifier(*penalty*='l2', *C*=1.0, *multi\_class*='auto',  
*solver*='lbfgs', *n\_jobs*=-1, *random\_seed*=0,  
*\*\*kwargs*)

Logistic Regression Classifier.

## Parameters

- **penalty** (`{"l1", "l2", "elasticnet", "none"}`) – The norm used in penalization. Defaults to “l2”.
- **C** (`float`) – Inverse of regularization strength. Must be a positive float. Defaults to 1.0.
- **multi\_class** (`{"auto", "ovr", "multinomial"}`) – If the option chosen is “ovr”, then a binary problem is fit for each label. For “multinomial” the loss minimised is the multinomial loss fit across the entire probability distribution, even when the data is binary. “multinomial” is unavailable when solver=“liblinear”. “auto” selects “ovr” if the data is binary, or if solver=“liblinear”, and otherwise selects “multinomial”. Defaults to “auto”.
- **solver** (`{"newton-cg", "lbfgs", "liblinear", "sag", "saga"}`) – Algorithm to use in the optimization problem. For small datasets, “liblinear” is a good choice, whereas “sag” and “saga” are faster for large ones. For multiclass problems, only “newton-cg”, “sag”, “saga” and “lbfgs” handle multinomial loss; “liblinear” is limited to one-versus-rest schemes.
  - “newton-cg”, “lbfgs”, “sag” and “saga” handle L2 or no penalty
  - “liblinear” and “saga” also handle L1 penalty
  - “saga” also supports “elasticnet” penalty
  - “liblinear” does not support setting penalty=’none’
 Defaults to “lbfgs”.
- **n\_jobs** (`int`) – Number of parallel threads used to run xgboost. Note that creating thread contention will significantly slow down the algorithm. Defaults to -1.
- **random\_seed** (`int`) – Seed for the random number generator. Defaults to 0.

## Attributes

<b>hyper-parameter_ranges</b>	{ “penalty”: [“l2”], “C”: Real(0.01, 10), }
<b>is_multiseries</b>	False
<b>model_family</b>	ModelFamily.LINEAR_MODEL
<b>modifies_features</b>	True
<b>modifies_target</b>	False
<b>name</b>	Logistic Regression Classifier
<b>supported_problem_types</b>	[ ProblemTypes.BINARY, ProblemTypes.MULTICLASS, ProblemTypes.TIME_SERIES_BINARY, ProblemTypes.TIME_SERIES_MULTICLASS, ]
<b>training_only</b>	False

## Methods

<code>clone</code>	Constructs a new component with the same parameters and random state.
<code>default_parameters</code>	Returns the default parameters for this component.
<code>describe</code>	Describe a component and its parameters.
<code>feature_importance</code>	Feature importance for fitted logistic regression classifier.
<code>fit</code>	Fits estimator to data.
<code>get_prediction_intervals</code>	Find the prediction intervals using the fitted regressor.
<code>load</code>	Loads component at file path.
<code>needs_fitting</code>	Returns boolean determining if component needs fitting before calling predict, predict_proba, transform, or feature_importances.
<code>parameters</code>	Returns the parameters which were used to initialize the component.
<code>predict</code>	Make predictions using selected features.
<code>predict_proba</code>	Make probability estimates for labels.
<code>save</code>	Saves component at file path.
<code>update_parameters</code>	Updates the parameter dictionary of the component.

**clone(self)**

Constructs a new component with the same parameters and random state.

**Returns** A new instance of this component with identical parameters and random state.

**default\_parameters(cls)**

Returns the default parameters for this component.

Our convention is that `Component.default_parameters == Component().parameters`.

**Returns** Default parameters for this component.

**Return type** dict

**describe(self, print\_name=False, return\_dict=False)**

Describe a component and its parameters.

**Parameters**

- **print\_name** (*bool, optional*) – whether to print name of component
- **return\_dict** (*bool, optional*) – whether to return description as dictionary in the format {"name": name, "parameters": parameters}

**Returns** Returns dictionary if return\_dict is True, else None.

**Return type** None or dict

**property feature\_importance(self)**

Feature importance for fitted logistic regression classifier.

**fit(self, X: pandas.DataFrame, y: Optional[pandas.Series] = None)**

Fits estimator to data.

**Parameters**

- **X** (*pd.DataFrame*) – The input training data of shape [n\_samples, n\_features].
- **y** (*pd.Series, optional*) – The target training data of length [n\_samples].

**Returns** self

**get\_prediction\_intervals**(*self*, *X*: *pandas.DataFrame*, *y*: *Optional[pandas.Series] = None*, *coverage*: *List[float] = None*, *predictions*: *pandas.Series = None*) → Dict[str, *pandas.Series*]

Find the prediction intervals using the fitted regressor.

This function takes the predictions of the fitted estimator and calculates the rolling standard deviation across all predictions using a window size of 5. The lower and upper predictions are determined by taking the percent point (quantile) function of the lower tail probability at each bound multiplied by the rolling standard deviation.

#### Parameters

- **X** (*pd.DataFrame*) – Data of shape [n\_samples, n\_features].
- **y** (*pd.Series*) – Target data. Ignored.
- **coverage** (*list[float]*) – A list of floats between the values 0 and 1 that the upper and lower bounds of the prediction interval should be calculated for.
- **predictions** (*pd.Series*) – Optional list of predictions to use. If None, will generate predictions using *X*.

**Returns** Prediction intervals, keys are in the format {coverage}\_lower or {coverage}\_upper.

**Return type** dict

**Raises** **MethodPropertyNotFoundError** – If the estimator does not support Time Series Regression as a problem type.

**static load**(*file\_path*)

Loads component at file path.

**Parameters** **file\_path** (*str*) – Location to load file.

**Returns** ComponentBase object

**needs\_fitting**(*self*)

Returns boolean determining if component needs fitting before calling predict, predict\_proba, transform, or feature\_importances.

This can be overridden to False for components that do not need to be fit or whose fit methods do nothing.

**Returns** True.

**property parameters**(*self*)

Returns the parameters which were used to initialize the component.

**predict**(*self*, *X*: *pandas.DataFrame*) → *pandas.Series*

Make predictions using selected features.

**Parameters** **X** (*pd.DataFrame*) – Data of shape [n\_samples, n\_features].

**Returns** Predicted values.

**Return type** *pd.Series*

**Raises** **MethodPropertyNotFoundError** – If estimator does not have a predict method or a component\_obj that implements predict.

**predict\_proba**(*self*, *X*: *pandas.DataFrame*) → *pandas.Series*

Make probability estimates for labels.

**Parameters** *X* (*pd.DataFrame*) – Features.

**Returns** Probability estimates.

**Return type** *pd.Series*

**Raises** **MethodPropertyNotFoundError** – If estimator does not have a `predict_proba` method or a `component_obj` that implements `predict_proba`.

**save**(*self*, *file\_path*, *pickle\_protocol*=*cloudpickle.DEFAULT\_PROTOCOL*)

Saves component at file path.

**Parameters**

- **file\_path** (*str*) – Location to save file.
- **pickle\_protocol** (*int*) – The pickle data stream format.

**update\_parameters**(*self*, *update\_dict*, *reset\_fit*=*True*)

Updates the parameter dictionary of the component.

**Parameters**

- **update\_dict** (*dict*) – A dict of parameters to update.
- **reset\_fit** (*bool*, *optional*) – If True, will set `_is_fitted` to False.

**class** `evalml.pipelines.MulticlassClassificationPipeline`(*component\_graph*, *parameters*=*None*, *custom\_name*=*None*, *random\_seed*=*0*)

Pipeline subclass for all multiclass classification pipelines.

**Parameters**

- **component\_graph** (*ComponentGraph*, *list*, *dict*) – *ComponentGraph* instance, list of components in order, or dictionary of components. Accepts strings or *ComponentBase* subclasses in the list. Note that when duplicate components are specified in a list, the duplicate component names will be modified with the component’s index in the list. For example, the component graph [Imputer, One Hot Encoder, Imputer, Logistic Regression Classifier] will have names [“Imputer”, “One Hot Encoder”, “Imputer\_2”, “Logistic Regression Classifier”]
- **parameters** (*dict*) – Dictionary with component names as keys and dictionary of that component’s parameters as values. An empty dictionary or None implies using all default values for component parameters. Defaults to None.
- **custom\_name** (*str*) – Custom name for the pipeline. Defaults to None.
- **random\_seed** (*int*) – Seed for the random number generator. Defaults to 0.

## Example

```
>>> pipeline = MulticlassClassificationPipeline(component_graph=["Simple Imputer",
↳ "Logistic Regression Classifier"],
...
↳ Classifier": {"penalty": "elasticnet",
...
↳ "solver": "liblinear"}},
...
↳ custom_name="My Multiclass Pipeline
↳ )
```

(continues on next page)

(continued from previous page)

```
...
>>> assert pipeline.custom_name == "My Multiclass Pipeline"
>>> assert pipeline.component_graph.component_dict.keys() == {'Simple Imputer',
↳ 'Logistic Regression Classifier'}
```

The pipeline parameters will be chosen from the default parameters for every component, unless specific parameters were passed in as they were above.

```
>>> assert pipeline.parameters == {
...     'Simple Imputer': {'impute_strategy': 'most_frequent', 'fill_value': None},
...     'Logistic Regression Classifier': {'penalty': 'elasticnet',
...                                       'C': 1.0,
...                                       'n_jobs': -1,
...                                       'multi_class': 'auto',
...                                       'solver': 'liblinear'}}
```

#### Attributes

<b>problem_type</b>	ProblemTypes.MULTICLASS
---------------------	-------------------------

#### Methods

<code>can_tune_threshold_with_objective</code>	Determine whether the threshold of a binary classification pipeline can be tuned.
<code>classes_</code>	Gets the class names for the pipeline. Will return None before pipeline is fit.
<code>clone</code>	Constructs a new pipeline with the same components, parameters, and random seed.
<code>create_objectives</code>	Create objective instances from a list of strings or objective classes.
<code>custom_name</code>	Custom name of the pipeline.
<code>describe</code>	Outputs pipeline details including component parameters.
<code>feature_importance</code>	Importance associated with each feature. Features dropped by the feature selection are excluded.
<code>fit</code>	Build a classification model. For string and categorical targets, classes are sorted by sorted(set(y)) and then are mapped to values between 0 and n_classes-1.
<code>fit_transform</code>	Fit and transform all components in the component graph, if all components are Transformers.
<code>get_component</code>	Returns component by name.
<code>get_hyperparameter_ranges</code>	Returns hyperparameter ranges from all components as a dictionary.
<code>graph</code>	Generate an image representing the pipeline graph.
<code>graph_dict</code>	Generates a dictionary with nodes consisting of the component names and parameters, and edges detailing component relationships. This dictionary is JSON serializable in most cases.
<code>graph_feature_importance</code>	Generate a bar graph of the pipeline's feature importance.
<code>inverse_transform</code>	Apply component inverse_transform methods to estimator predictions in reverse order.
<code>load</code>	Loads pipeline at file path.
<code>model_family</code>	Returns model family of this pipeline.
<code>name</code>	Name of the pipeline.
<code>new</code>	Constructs a new instance of the pipeline with the same component graph but with a different set of parameters. Not to be confused with python's __new__ method.
<code>parameters</code>	Parameter dictionary for this pipeline.
<code>predict</code>	Make predictions using selected features.
<code>predict_proba</code>	Make probability estimates for labels.
<code>save</code>	Saves pipeline at file path.
<code>score</code>	Evaluate model performance on objectives.
<code>summary</code>	A short summary of the pipeline structure, describing the list of components used.
<code>transform</code>	Transform the input.
<code>transform_all_but_final</code>	Transforms the data by applying all pre-processing components.

**`can_tune_threshold_with_objective`**(*self*, *objective*)

Determine whether the threshold of a binary classification pipeline can be tuned.

**Parameters** **objective** (*ObjectiveBase*) – Primary AutoMLSearch objective.

**Returns** True if the pipeline threshold can be tuned.

**Return type** bool

**property** **classes\_**(*self*)

Gets the class names for the pipeline. Will return None before pipeline is fit.

**clone**(*self*)

Constructs a new pipeline with the same components, parameters, and random seed.

**Returns** A new instance of this pipeline with identical components, parameters, and random seed.

**static** **create\_objectives**(*objectives*)

Create objective instances from a list of strings or objective classes.

**property** **custom\_name**(*self*)

Custom name of the pipeline.

**describe**(*self*, *return\_dict=False*)

Outputs pipeline details including component parameters.

**Parameters** **return\_dict** (*bool*) – If True, return dictionary of information about pipeline. Defaults to False.

**Returns** Dictionary of all component parameters if return\_dict is True, else None.

**Return type** dict

**property** **feature\_importance**(*self*)

Importance associated with each feature. Features dropped by the feature selection are excluded.

**Returns** Feature names and their corresponding importance

**Return type** pd.DataFrame

**fit**(*self*, *X*, *y*)

Build a classification model. For string and categorical targets, classes are sorted by sorted(set(y)) and then are mapped to values between 0 and n\_classes-1.

**Parameters**

- **X** (*pd.DataFrame* or *np.ndarray*) – The input training data of shape [n\_samples, n\_features]
- **y** (*pd.Series*, *np.ndarray*) – The target training labels of length [n\_samples]

**Returns** self

**Raises**

- **ValueError** – If the number of unique classes in y are not appropriate for the type of pipeline.
- **TypeError** – If the dtype is boolean but pd.NA exists in the series.
- **Exception** – For all other exceptions.

**fit\_transform**(*self*, *X*, *y*)

Fit and transform all components in the component graph, if all components are Transformers.

**Parameters**



- **X** (*pd.DataFrame*) – Input features of shape [n\_samples, n\_features].
- **y** (*pd.Series*) – The target data of length [n\_samples].

**Returns** Transformed output.

**Return type** *pd.DataFrame*

**Raises** **ValueError** – If final component is an Estimator.

**get\_component**(*self, name*)

Returns component by name.

**Parameters** **name** (*str*) – Name of component.

**Returns** Component to return

**Return type** Component

**get\_hyperparameter\_ranges**(*self, custom\_hyperparameters*)

Returns hyperparameter ranges from all components as a dictionary.

**Parameters** **custom\_hyperparameters** (*dict*) – Custom hyperparameters for the pipeline.

**Returns** Dictionary of hyperparameter ranges for each component in the pipeline.

**Return type** dict

**graph**(*self, filepath=None*)

Generate an image representing the pipeline graph.

**Parameters** **filepath** (*str, optional*) – Path to where the graph should be saved. If set to None (as by default), the graph will not be saved.

**Returns** Graph object that can be directly displayed in Jupyter notebooks.

**Return type** *graphviz.Digraph*

**Raises**

- **RuntimeError** – If graphviz is not installed.
- **ValueError** – If path is not writeable.

**graph\_dict**(*self*)

Generates a dictionary with nodes consisting of the component names and parameters, and edges detailing component relationships. This dictionary is JSON serializable in most cases.

*x\_edges* specifies from which component feature data is being passed. *y\_edges* specifies from which component target data is being passed. This can be used to build graphs across a variety of visualization tools. Template: {"Nodes": {"component\_name": {"Name": class\_name, "Parameters": parameters\_attributes}, ...}, "x\_edges": [[from\_component\_name, to\_component\_name], [from\_component\_name, to\_component\_name], ...], "y\_edges": [[from\_component\_name, to\_component\_name], [from\_component\_name, to\_component\_name], ...]}

**Returns** A dictionary representing the DAG structure.

**Return type** dag\_dict (dict)

**graph\_feature\_importance**(*self, importance\_threshold=0*)

Generate a bar graph of the pipeline's feature importance.

**Parameters** **importance\_threshold** (*float, optional*) – If provided, graph features with a permutation importance whose absolute value is larger than importance\_threshold. Defaults to zero.

**Returns** A bar graph showing features and their corresponding importance.

**Return type** `plotly.Figure`

**Raises** **ValueError** – If importance threshold is not valid.

**inverse\_transform**(*self*, *y*)

Apply component `inverse_transform` methods to estimator predictions in reverse order.

Components that implement `inverse_transform` are `PolynomialDecomposer`, `LogTransformer`, `LabelEncoder` (tbd).

**Parameters** *y* (`pd.Series`) – Final component features.

**Returns** The inverse transform of the target.

**Return type** `pd.Series`

**static load**(*file\_path*: `Union[str, io.BytesIO]`)

Loads pipeline at file path.

**Parameters** **file\_path** (`str/BytesIO`) – load filepath or a `BytesIO` object.

**Returns** `PipelineBase` object

**property model\_family**(*self*)

Returns model family of this pipeline.

**property name**(*self*)

Name of the pipeline.

**new**(*self*, *parameters*, *random\_seed*=0)

Constructs a new instance of the pipeline with the same component graph but with a different set of parameters. Not to be confused with python's `__new__` method.

**Parameters**

- **parameters** (`dict`) – Dictionary with component names as keys and dictionary of that component's parameters as values. An empty dictionary or `None` implies using all default values for component parameters. Defaults to `None`.
- **random\_seed** (`int`) – Seed for the random number generator. Defaults to 0.

**Returns** A new instance of this pipeline with identical components.

**property parameters**(*self*)

Parameter dictionary for this pipeline.

**Returns** Dictionary of all component parameters.

**Return type** `dict`

**predict**(*self*, *X*, *objective*=`None`, *X\_train*=`None`, *y\_train*=`None`)

Make predictions using selected features.

Note: we cast *y* as ints first to address boolean values that may be returned from calculating predictions which we would not be able to otherwise transform if we originally had integer targets.

**Parameters**

- **X** (`pd.DataFrame`) – Data of shape `[n_samples, n_features]`.
- **objective** (`Object or string`) – The objective to use to make predictions.
- **X\_train** (`pd.DataFrame`) – Training data. Ignored. Only used for time series.

- **y\_train** (*pd.Series*) – Training labels. Ignored. Only used for time series.

**Returns** Estimated labels.

**Return type** *pd.Series*

**predict\_proba**(*self*, *X*, *X\_train=None*, *y\_train=None*)

Make probability estimates for labels.

**Parameters**

- **X** (*pd.DataFrame* or *np.ndarray*) – Data of shape [n\_samples, n\_features]
- **X\_train** (*pd.DataFrame* or *np.ndarray* or *None*) – Training data. Ignored. Only used for time series.
- **y\_train** (*pd.Series* or *None*) – Training labels. Ignored. Only used for time series.

**Returns** Probability estimates

**Return type** *pd.DataFrame*

**Raises ValueError** – If final component is not an estimator.

**save**(*self*, *file\_path*, *pickle\_protocol=cloudpickle.DEFAULT\_PROTOCOL*)

Saves pipeline at file path.

**Parameters**

- **file\_path** (*str*) – Location to save file.
- **pickle\_protocol** (*int*) – The pickle data stream format.

**score**(*self*, *X*, *y*, *objectives*, *X\_train=None*, *y\_train=None*)

Evaluate model performance on objectives.

**Parameters**

- **X** (*pd.DataFrame*) – Data of shape [n\_samples, n\_features]
- **y** (*pd.Series*) – True labels of length [n\_samples]
- **objectives** (*list*) – List of objectives to score
- **X\_train** (*pd.DataFrame*) – Training data. Ignored. Only used for time series.
- **y\_train** (*pd.Series*) – Training labels. Ignored. Only used for time series.

**Returns** Ordered dictionary of objective scores.

**Return type** *dict*

**property summary**(*self*)

A short summary of the pipeline structure, describing the list of components used.

Example: Logistic Regression Classifier w/ Simple Imputer + One Hot Encoder

**Returns** A string describing the pipeline structure.

**transform**(*self*, *X*, *y=None*)

Transform the input.

**Parameters**

- **X** (*pd.DataFrame*, or *np.ndarray*) – Data of shape [n\_samples, n\_features].
- **y** (*pd.Series*) – The target data of length [n\_samples]. Defaults to None.

**Returns** Transformed output.

**Return type** `pd.DataFrame`

**transform\_all\_but\_final** (*self*, *X*, *y=None*, *X\_train=None*, *y\_train=None*)

Transforms the data by applying all pre-processing components.

#### Parameters

- **X** (`pd.DataFrame`) – Input data to the pipeline to transform.
- **y** (`pd.Series` or `None`) – Targets corresponding to X. Optional.
- **X\_train** (`pd.DataFrame` or `np.ndarray` or `None`) – Training data. Only used for time series.
- **y\_train** (`pd.Series` or `None`) – Training labels. Only used for time series.

**Returns** New transformed features.

**Return type** `pd.DataFrame`

**class** `evalml.pipelines.MultiseriesRegressionPipeline` (*component\_graph*, *parameters=None*, *custom\_name=None*, *random\_seed=0*)

Pipeline base class for multiseries time series regression problems.

#### Parameters

- **component\_graph** (`ComponentGraph`, `list`, `dict`) – `ComponentGraph` instance, list of components in order, or dictionary of components.
- **parameters** (`dict`) – Dictionary with component names as keys and dictionary of that component’s parameters as values. An empty dictionary `{}` implies using all default values for component parameters. Pipeline-level parameters such as `time_index`, `gap`, and `max_delay` must be specified with the “pipeline” key. For example: `Pipeline(parameters={"pipeline": {"time_index": "Date", "max_delay": 4, "gap": 2}})`.
- **custom\_name** (`str`) – Custom name for the pipeline. Defaults to `None`.
- **random\_seed** (`int`) – Seed for the random number generator. Defaults to 0.

#### Attributes

<code>NO_PREDS_PIPELINE</code>	<code>ESTIMATOR</code>
<code>prob-lem_type</code>	<code>ProblemTypes.TIME_SERIES_REGRESSION</code>

#### Methods

<code>can_tune_threshold_with_objective</code>	Determine whether the threshold of a binary classification pipeline can be tuned.
<code>clone</code>	Constructs a new pipeline with the same components, parameters, and random seed.
<code>create_objectives</code>	Create objective instances from a list of strings or objective classes.
<code>custom_name</code>	Custom name of the pipeline.
<code>dates_needed_for_prediction</code>	Return dates needed to forecast the given date in the future.

continues on next page

Table 15 – continued from previous page

<i>dates_needed_for_prediction_range</i>	Return dates needed to forecast the given date in the future.
<i>describe</i>	Outputs pipeline details including component parameters.
<i>feature_importance</i>	Importance associated with each feature. Features dropped by the feature selection are excluded.
<i>fit</i>	Fit a multiserries time series pipeline.
<i>fit_transform</i>	Fit and transform all components in the component graph, if all components are Transformers.
<i>get_component</i>	Returns component by name.
<i>get_forecast_period</i>	Generates all possible forecasting time points based on latest data point in X.
<i>get_forecast_predictions</i>	Generates all possible forecasting predictions based on last period of X.
<i>get_hyperparameter_ranges</i>	Returns hyperparameter ranges from all components as a dictionary.
<i>get_prediction_intervals</i>	Find the prediction intervals using the fitted regressor.
<i>graph</i>	Generate an image representing the pipeline graph.
<i>graph_dict</i>	Generates a dictionary with nodes consisting of the component names and parameters, and edges detailing component relationships. This dictionary is JSON serializable in most cases.
<i>graph_feature_importance</i>	Generate a bar graph of the pipeline's feature importance.
<i>inverse_transform</i>	Apply component <code>inverse_transform</code> methods to estimator predictions in reverse order.
<i>load</i>	Loads pipeline at file path.
<i>model_family</i>	Returns model family of this pipeline.
<i>name</i>	Name of the pipeline.
<i>new</i>	Constructs a new instance of the pipeline with the same component graph but with a different set of parameters. Not to be confused with python's <code>__new__</code> method.
<i>parameters</i>	Parameter dictionary for this pipeline.
<i>predict</i>	Predict on future data where target is not known.
<i>predict_in_sample</i>	Predict on future data where the target is known, e.g. cross validation.
<i>save</i>	Saves pipeline at file path.
<i>score</i>	Evaluate model performance on current and additional objectives.
<i>summary</i>	A short summary of the pipeline structure, describing the list of components used.
<i>transform</i>	Transform the input.
<i>transform_all_but_final</i>	Transforms the data by applying all pre-processing components.

**`can_tune_threshold_with_objective(self, objective)`**

Determine whether the threshold of a binary classification pipeline can be tuned.

**Parameters** `objective` (*ObjectiveBase*) – Primary AutoMLSearch objective.

**Returns** True if the pipeline threshold can be tuned.

**Return type** bool

**clone**(*self*)

Constructs a new pipeline with the same components, parameters, and random seed.

**Returns** A new instance of this pipeline with identical components, parameters, and random seed.

**static create\_objectives**(*objectives*)

Create objective instances from a list of strings or objective classes.

**property custom\_name**(*self*)

Custom name of the pipeline.

**dates\_needed\_for\_prediction**(*self, date*)

Return dates needed to forecast the given date in the future.

**Parameters** **date** (*pd.Timestamp*) – Date to forecast in the future.

**Returns** Range of dates needed to forecast the given date.

**Return type** dates\_needed (tuple(*pd.Timestamp*))

**dates\_needed\_for\_prediction\_range**(*self, start\_date, end\_date*)

Return dates needed to forecast the given date in the future.

**Parameters**

- **start\_date** (*pd.Timestamp*) – Start date of range to forecast in the future.
- **end\_date** (*pd.Timestamp*) – End date of range to forecast in the future.

**Returns** Range of dates needed to forecast the given date.

**Return type** dates\_needed (tuple(*pd.Timestamp*))

**Raises** **ValueError** – If start\_date doesn't come before end\_date

**describe**(*self, return\_dict=False*)

Outputs pipeline details including component parameters.

**Parameters** **return\_dict** (*bool*) – If True, return dictionary of information about pipeline. Defaults to False.

**Returns** Dictionary of all component parameters if return\_dict is True, else None.

**Return type** dict

**property feature\_importance**(*self*)

Importance associated with each feature. Features dropped by the feature selection are excluded.

**Returns** Feature names and their corresponding importance

**Return type** *pd.DataFrame*

**fit**(*self, X, y*)

Fit a multiseres time series pipeline.

**Parameters**

- **X** (*pd.DataFrame*) – The input training data of shape [n\_samples, n\_features].
- **y** (*pd.Series*) – The target training targets of length [n\_samples\*n\_series].

**Returns** *self*

**Raises `ValueError`** – If the target is not numeric.

**`fit_transform(self, X, y)`**

Fit and transform all components in the component graph, if all components are Transformers.

**Parameters**

- **`X`** (`pd.DataFrame`) – Input features of shape `[n_samples, n_features]`.
- **`y`** (`pd.Series`) – The target data of length `[n_samples]`.

**Returns** Transformed output.

**Return type** `pd.DataFrame`

**Raises `ValueError`** – If final component is an Estimator.

**`get_component(self, name)`**

Returns component by name.

**Parameters** **`name`** (`str`) – Name of component.

**Returns** Component to return

**Return type** Component

**`get_forecast_period(self, X)`**

Generates all possible forecasting time points based on latest data point in `X`.

**Parameters** **`X`** (`pd.DataFrame`, `np.ndarray`) – Data the pipeline was trained on of shape `[n_samples_train, n_features]`.

**Raises `ValueError`** – If pipeline is not trained.

**Returns** Datetime periods from `gap` to `forecast_horizon + gap`.

**Return type** `pd.Series`

## Example

```
>>> X = pd.DataFrame({'date': pd.date_range(start='1-1-2022', periods=10, freq=
↳ 'D'), 'feature': range(10, 20)})
>>> y = pd.Series(range(0, 10), name='target')
>>> gap = 1
>>> forecast_horizon = 2
>>> pipeline = TimeSeriesRegressionPipeline(component_graph=["Linear Regressor
↳ "],
...                                     parameters={"Simple Imputer": {
↳ "impute_strategy": "mean"},
...                                     "pipeline": {"gap": gap,
↳ "max_delay": 1, "forecast_horizon": forecast_horizon, "time_index": "date"}},
...                                     )
>>> pipeline.fit(X, y)
pipeline = TimeSeriesRegressionPipeline(component_graph={'Linear Regressor': [
↳ 'Linear Regressor', 'X', 'y']}, parameters={'Linear Regressor': {'fit_intercept
↳ ': True, 'n_jobs': -1}, 'pipeline': {'gap': 1, 'max_delay': 1, 'forecast_
↳ horizon': 2, 'time_index': 'date'}}, random_seed=0)
>>> dates = pipeline.get_forecast_period(X)
```

(continues on next page)

(continued from previous page)

```
>>> expected = pd.Series(pd.date_range(start='2022-01-11', periods=forecast_
↳ horizon, freq='D').shift(gap), name='date', index=[10, 11])
>>> assert dates.equals(expected)
```

**get\_forecast\_predictions**(*self*, *X*, *y*)

Generates all possible forecasting predictions based on last period of *X*.

**Parameters**

- **X** (*pd.DataFrame*, *np.ndarray*) – Data the pipeline was trained on of shape `[n_samples_train, n_features]`.
- **y** (*pd.Series*, *np.ndarray*) – Targets used to train the pipeline of shape `[n_samples_train]`.

**Returns** Predictions from *gap* periods out to *forecast\_horizon* + *gap* periods.

**get\_hyperparameter\_ranges**(*self*, *custom\_hyperparameters*)

Returns hyperparameter ranges from all components as a dictionary.

**Parameters** *custom\_hyperparameters* (*dict*) – Custom hyperparameters for the pipeline.

**Returns** Dictionary of hyperparameter ranges for each component in the pipeline.

**Return type** *dict*

**get\_prediction\_intervals**(*self*, *X*, *y=None*, *X\_train=None*, *y\_train=None*, *coverage=None*)

Find the prediction intervals using the fitted regressor.

This function takes the predictions of the fitted estimator and calculates the rolling standard deviation across all predictions using a window size of 5. The lower and upper predictions are determined by taking the percent point (quantile) function of the lower tail probability at each bound multiplied by the rolling standard deviation.

Certain estimators (Extra Trees Estimator, XGBoost Estimator, Prophet Estimator, ARIMA, and Exponential Smoothing estimator) utilize a different methodology to calculate prediction intervals. See the docs for these estimators to learn more.

**Parameters**

- **X** (*pd.DataFrame*) – Data of shape `[n_samples, n_features]`.
- **y** (*pd.Series*) – Target data.
- **X\_train** (*pd.DataFrame*, *np.ndarray*) – Data the pipeline was trained on of shape `[n_samples_train, n_features]`.
- **y\_train** (*pd.Series*, *np.ndarray*) – Targets used to train the pipeline of shape `[n_samples_train]`.
- **coverage** (*list[float]*) – A list of floats between the values 0 and 1 that the upper and lower bounds of the prediction interval should be calculated for.

**Returns** Prediction intervals, keys are in the format `{coverage}_lower` or `{coverage}_upper`.

**Return type** *dict*

**Raises** **MethodPropertyNotFoundError** – If the estimator does not support Time Series Regression as a problem type.



**graph**(*self*, *filepath=None*)

Generate an image representing the pipeline graph.

**Parameters** **filepath** (*str*, *optional*) – Path to where the graph should be saved. If set to None (as by default), the graph will not be saved.

**Returns** Graph object that can be directly displayed in Jupyter notebooks.

**Return type** graphviz.Digraph

**Raises**

- **RuntimeError** – If graphviz is not installed.
- **ValueError** – If path is not writeable.

**graph\_dict**(*self*)

Generates a dictionary with nodes consisting of the component names and parameters, and edges detailing component relationships. This dictionary is JSON serializable in most cases.

*x\_edges* specifies from which component feature data is being passed. *y\_edges* specifies from which component target data is being passed. This can be used to build graphs across a variety of visualization tools. Template: {"Nodes": [{"component\_name": {"Name": class\_name, "Parameters": parameters\_attributes}, ...}], "x\_edges": [[from\_component\_name, to\_component\_name], [from\_component\_name, to\_component\_name], ...], "y\_edges": [[from\_component\_name, to\_component\_name], [from\_component\_name, to\_component\_name], ...]}

**Returns** A dictionary representing the DAG structure.

**Return type** dag\_dict (dict)

**graph\_feature\_importance**(*self*, *importance\_threshold=0*)

Generate a bar graph of the pipeline's feature importance.

**Parameters** **importance\_threshold** (*float*, *optional*) – If provided, graph features with a permutation importance whose absolute value is larger than *importance\_threshold*. Defaults to zero.

**Returns** A bar graph showing features and their corresponding importance.

**Return type** plotly.Figure

**Raises** **ValueError** – If importance threshold is not valid.

**inverse\_transform**(*self*, *y*)

Apply component *inverse\_transform* methods to estimator predictions in reverse order.

Components that implement *inverse\_transform* are PolynomialDecomposer, LogTransformer, LabelEncoder (tbd).

**Parameters** **y** (*pd.Series*) – Final component features.

**Returns** The inverse transform of the target.

**Return type** pd.Series

**static load**(*file\_path: Union[str, io.BytesIO]*)

Loads pipeline at file path.

**Parameters** **file\_path** (*str/BytesIO*) – load filepath or a BytesIO object.

**Returns** PipelineBase object

**property** `model_family(self)`

Returns model family of this pipeline.

**property** `name(self)`

Name of the pipeline.

**new**(*self*, *parameters*, *random\_seed=0*)

Constructs a new instance of the pipeline with the same component graph but with a different set of parameters. Not to be confused with python's `__new__` method.

**Parameters**

- **parameters** (*dict*) – Dictionary with component names as keys and dictionary of that component's parameters as values. An empty dictionary or None implies using all default values for component parameters. Defaults to None.
- **random\_seed** (*int*) – Seed for the random number generator. Defaults to 0.

**Returns** A new instance of this pipeline with identical components.

**property** `parameters(self)`

Parameter dictionary for this pipeline.

**Returns** Dictionary of all component parameters.

**Return type** dict

**predict**(*self*, *X*, *objective=None*, *X\_train=None*, *y\_train=None*)

Predict on future data where target is not known.

**Parameters**

- **X** (*pd.DataFrame*, or *np.ndarray*) – Data of shape [n\_samples, n\_features].
- **objective** (*Object* or *string*) – The objective to use to make predictions.
- **X\_train** (*pd.DataFrame* or *np.ndarray* or *None*) – Training data.
- **y\_train** (*pd.Series* or *None*) – Training labels.

**Raises** **ValueError** – If X\_train and/or y\_train are None or if final component is not an Estimator.

**Returns** Predictions.

**predict\_in\_sample**(*self*, *X*, *y*, *X\_train*, *y\_train*, *objective=None*, *calculating\_residuals=False*)

Predict on future data where the target is known, e.g. cross validation.

**Parameters**

- **X** (*pd.DataFrame* or *np.ndarray*) – Future data of shape [n\_samples, n\_features]
- **y** (*pd.Series*, *np.ndarray*) – Future target of shape [n\_samples]
- **X\_train** (*pd.DataFrame*, *np.ndarray*) – Data the pipeline was trained on of shape [n\_samples\_train, n\_features]
- **y\_train** (*pd.Series*, *np.ndarray*) – Targets used to train the pipeline of shape [n\_samples\_train]
- **objective** (*ObjectiveBase*, *str*, *None*) – Objective used to threshold predicted probabilities, optional.

- **calculating\_residuals** (*bool*) – Whether we’re calling `predict_in_sample` to calculate the residuals. This means the `X` and `y` arguments are not future data, but actually the train data.

**Returns** Estimated labels.

**Return type** `pd.Series`

**Raises** **ValueError** – If final component is not an Estimator.

**save**(*self*, *file\_path*, *pickle\_protocol=cloudpickle.DEFAULT\_PROTOCOL*)

Saves pipeline at file path.

**Parameters**

- **file\_path** (*str*) – Location to save file.
- **pickle\_protocol** (*int*) – The pickle data stream format.

**score**(*self*, *X*, *y*, *objectives*, *X\_train=None*, *y\_train=None*)

Evaluate model performance on current and additional objectives.

**Parameters**

- **X** (*pd.DataFrame* or *np.ndarray*) – Data of shape `[n_samples, n_features]`.
- **y** (*pd.Series*) – True labels of length `[n_samples]`.
- **objectives** (*list*) – Non-empty list of objectives to score on.
- **X\_train** (*pd.DataFrame*, *np.ndarray*) – Data the pipeline was trained on of shape `[n_samples_train, n_features]`.
- **y\_train** (*pd.Series*, *np.ndarray*) – Targets used to train the pipeline of shape `[n_samples_train]`.

**Returns** Ordered dictionary of objective scores.

**Return type** `dict`

**property summary**(*self*)

A short summary of the pipeline structure, describing the list of components used.

Example: Logistic Regression Classifier w/ Simple Imputer + One Hot Encoder

**Returns** A string describing the pipeline structure.

**transform**(*self*, *X*, *y=None*)

Transform the input.

**Parameters**

- **X** (*pd.DataFrame*, or *np.ndarray*) – Data of shape `[n_samples, n_features]`.
- **y** (*pd.Series*) – The target data of length `[n_samples]`. Defaults to `None`.

**Returns** Transformed output.

**Return type** `pd.DataFrame`

**transform\_all\_but\_final**(*self*, *X*, *y=None*, *X\_train=None*, *y\_train=None*, *calculating\_residuals=False*)

Transforms the data by applying all pre-processing components.

**Parameters**

- **X** (*pd.DataFrame*) – Input data to the pipeline to transform.

- **y** (*pd.Series*) – Targets corresponding to the pipeline targets.
- **X\_train** (*pd.DataFrame*) – Training data used to generate features from past observations.
- **y\_train** (*pd.Series*) – Training targets used to generate features from past observations.
- **calculating\_residuals** (*bool*) – Whether we’re calling `predict_in_sample` to calculate the residuals. This means the X and y arguments are not future data, but actually the train data.

**Returns** New transformed features.

**Return type** *pd.DataFrame*

```
class evalml.pipelines.OneHotEncoder(top_n=10, features_to_encode=None, categories=None,
                                     drop='if_binary', handle_unknown='ignore',
                                     handle_missing='error', random_seed=0, **kwargs)
```

A transformer that encodes categorical features in a one-hot numeric array.

#### Parameters

- **top\_n** (*int*) – Number of categories per column to encode. If *None*, all categories will be encoded. Otherwise, the *n* most frequent will be encoded and all others will be dropped. Defaults to 10.
- **features\_to\_encode** (*list[str]*) – List of columns to encode. All other columns will remain untouched. If *None*, all appropriate columns will be encoded. Defaults to *None*.
- **categories** (*list*) – A two dimensional list of categories, where *categories[i]* is a list of the categories for the column at index *i*. This can also be *None*, or “*auto*” if *top\_n* is not *None*. Defaults to *None*.
- **drop** (*string, list*) – Method (“*first*” or “*if\_binary*”) to use to drop one category per feature. Can also be a list specifying which categories to drop for each feature. Defaults to “*if\_binary*”.
- **handle\_unknown** (*string*) – Whether to ignore or error for unknown categories for a feature encountered during *fit* or *transform*. If either *top\_n* or *categories* is used to limit the number of categories per column, this must be “*ignore*”. Defaults to “*ignore*”.
- **handle\_missing** (*string*) – Options for how to handle missing (NaN) values encountered during *fit* or *transform*. If this is set to “*as\_category*” and NaN values are within the *n* most frequent, “*nan*” values will be encoded as their own column. If this is set to “*error*”, any missing values encountered will raise an error. Defaults to “*error*”.
- **random\_seed** (*int*) – Seed for the random number generator. Defaults to 0.

#### Attributes

<b>hyper-parameter_ranges</b>	{}
<b>is_multiseries</b>	False
<b>modifies_features</b>	True
<b>modifies_target</b>	False
<b>name</b>	One Hot Encoder
<b>training_only</b>	False

**Methods**

<code>categories</code>	Returns a list of the unique categories to be encoded for the particular feature, in order.
<code>clone</code>	Constructs a new component with the same parameters and random state.
<code>default_parameters</code>	Returns the default parameters for this component.
<code>describe</code>	Describe a component and its parameters.
<code>fit</code>	Fits the one-hot encoder component.
<code>fit_transform</code>	Fits on X and transforms X.
<code>get_feature_names</code>	Return feature names for the categorical features after fitting.
<code>load</code>	Loads component at file path.
<code>needs_fitting</code>	Returns boolean determining if component needs fitting before calling predict, predict_proba, transform, or feature_importances.
<code>parameters</code>	Returns the parameters which were used to initialize the component.
<code>save</code>	Saves component at file path.
<code>transform</code>	One-hot encode the input data.
<code>update_parameters</code>	Updates the parameter dictionary of the component.

**categories**(*self*, *feature\_name*)

Returns a list of the unique categories to be encoded for the particular feature, in order.

**Parameters** **feature\_name** (*str*) – The name of any feature provided to one-hot encoder during fit.

**Returns** The unique categories, in the same dtype as they were provided during fit.

**Return type** np.ndarray

**Raises** **ValueError** – If feature was not provided to one-hot encoder as a training feature.

**clone**(*self*)

Constructs a new component with the same parameters and random state.

**Returns** A new instance of this component with identical parameters and random state.

**default\_parameters**(*cls*)

Returns the default parameters for this component.

Our convention is that `Component.default_parameters == Component().parameters`.

**Returns** Default parameters for this component.

**Return type** dict

**describe**(*self*, *print\_name=False*, *return\_dict=False*)

Describe a component and its parameters.

**Parameters**

- **print\_name** (*bool*, *optional*) – whether to print name of component
- **return\_dict** (*bool*, *optional*) – whether to return description as dictionary in the format {"name": name, "parameters": parameters}

**Returns** Returns dictionary if return\_dict is True, else None.

**Return type** None or dict

**fit**(*self*, *X*, *y=None*)

Fits the one-hot encoder component.

**Parameters**

- **X** (*pd.DataFrame*) – The input training data of shape [n\_samples, n\_features].
- **y** (*pd.Series*, *optional*) – The target training data of length [n\_samples].

**Returns** *self*

**Raises** **ValueError** – If encoding a column failed.

**fit\_transform**(*self*, *X*, *y=None*)

Fits on X and transforms X.

**Parameters**

- **X** (*pd.DataFrame*) – Data to fit and transform.
- **y** (*pd.Series*) – Target data.

**Returns** Transformed X.

**Return type** *pd.DataFrame*

**Raises** **MethodPropertyNotFoundError** – If transformer does not have a transform method or a *component\_obj* that implements transform.

**get\_feature\_names**(*self*)

Return feature names for the categorical features after fitting.

Feature names are formatted as {column name}\_{category name}. In the event of a duplicate name, an integer will be added at the end of the feature name to distinguish it.

For example, consider a dataframe with a column called “A” and category “x\_y” and another column called “A\_x” with “y”. In this example, the feature names would be “A\_x\_y” and “A\_x\_y\_1”.

**Returns** The feature names after encoding, provided in the same order as *input\_features*.

**Return type** *np.ndarray*

**static load**(*file\_path*)

Loads component at file path.

**Parameters** **file\_path** (*str*) – Location to load file.

**Returns** *ComponentBase* object

**needs\_fitting**(*self*)

Returns boolean determining if component needs fitting before calling *predict*, *predict\_proba*, *transform*, or *feature\_importances*.

This can be overridden to False for components that do not need to be fit or whose fit methods do nothing.

**Returns** True.

**property parameters**(*self*)

Returns the parameters which were used to initialize the component.

**save**(*self*, *file\_path*, *pickle\_protocol*=cloudpickle.DEFAULT\_PROTOCOL)

Saves component at file path.

**Parameters**

- **file\_path** (*str*) – Location to save file.
- **pickle\_protocol** (*int*) – The pickle data stream format.

**transform**(*self*, *X*, *y*=None)

One-hot encode the input data.

**Parameters**

- **X** (*pd.DataFrame*) – Features to one-hot encode.
- **y** (*pd.Series*) – Ignored.

**Returns** Transformed data, where each categorical feature has been encoded into numerical columns using one-hot encoding.

**Return type** *pd.DataFrame*

**update\_parameters**(*self*, *update\_dict*, *reset\_fit*=True)

Updates the parameter dictionary of the component.

**Parameters**

- **update\_dict** (*dict*) – A dict of parameters to update.
- **reset\_fit** (*bool*, *optional*) – If True, will set *\_is\_fitted* to False.

**class** evalml.pipelines.OrdinalEncoder(*features\_to\_encode*=None, *categories*=None, *handle\_unknown*='error', *unknown\_value*=None, *encoded\_missing\_value*=None, *random\_seed*=0, *\*\*kwargs*)

A transformer that encodes ordinal features as an array of ordinal integers representing the relative order of categories.

**Parameters**

- **features\_to\_encode** (*list[str]*) – List of columns to encode. All other columns will remain untouched. If None, all appropriate columns will be encoded. Defaults to None. The order of columns does not matter.
- **categories** (*dict[str, list[str]]*) – A dictionary mapping column names to their categories in the dataframes passed in at fit and transform. The order of categories specified for a column does not matter. Any category found in the data that is not present in categories will be handled as an unknown value. To not have unknown values raise an error, set *handle\_unknown* to “use\_encoded\_value”. Defaults to None.
- **handle\_unknown** (“error” or “use\_encoded\_value”) – Whether to ignore or error for unknown categories for a feature encountered during *fit* or *transform*. When set to “error”, an error will be raised when an unknown category is found. When set to “use\_encoded\_value”, unknown categories will be encoded as the value given for the parameter *unknown\_value*. Defaults to “error.”
- **unknown\_value** (*int* or *np.nan*) – The value to use for unknown categories seen during fit or transform. Required when the parameter *handle\_unknown* is set to “use\_encoded\_value.” The value has to be distinct from the values used to encode any of the categories in fit. Defaults to None.
- **encoded\_missing\_value** (*int* or *np.nan*) – The value to use for missing (null) values seen during fit or transform. Defaults to *np.nan*.

- **random\_seed** (*int*) – Seed for the random number generator. Defaults to 0.

#### Attributes

<b>hyper-parameter_ranges</b>	{}
<b>is_multiseries</b>	False
<b>modifies_features</b>	True
<b>modifies_target</b>	False
<b>name</b>	Ordinal Encoder
<b>training_only</b>	False

#### Methods

<i>categories</i>	Returns a list of the unique categories to be encoded for the particular feature, in order.
<i>clone</i>	Constructs a new component with the same parameters and random state.
<i>default_parameters</i>	Returns the default parameters for this component.
<i>describe</i>	Describe a component and its parameters.
<i>fit</i>	Fits the ordinal encoder component.
<i>fit_transform</i>	Fits on X and transforms X.
<i>get_feature_names</i>	Return feature names for the ordinal features after fitting.
<i>load</i>	Loads component at file path.
<i>needs_fitting</i>	Returns boolean determining if component needs fitting before calling predict, predict_proba, transform, or feature_importances.
<i>parameters</i>	Returns the parameters which were used to initialize the component.
<i>save</i>	Saves component at file path.
<i>transform</i>	Ordinally encode the input data.
<i>update_parameters</i>	Updates the parameter dictionary of the component.

#### **categories**(*self*, *feature\_name*)

Returns a list of the unique categories to be encoded for the particular feature, in order.

**Parameters** **feature\_name** (*str*) – The name of any feature provided to ordinal encoder during fit.

**Returns** The unique categories, in the same dtype as they were provided during fit.

**Return type** np.ndarray

**Raises** **ValueError** – If feature was not provided to ordinal encoder as a training feature.

#### **clone**(*self*)

Constructs a new component with the same parameters and random state.

**Returns** A new instance of this component with identical parameters and random state.



**default\_parameters(*cls*)**

Returns the default parameters for this component.

Our convention is that `Component.default_parameters == Component().parameters`.

**Returns** Default parameters for this component.

**Return type** dict

**describe(*self*, *print\_name=False*, *return\_dict=False*)**

Describe a component and its parameters.

**Parameters**

- **print\_name** (*bool*, *optional*) – whether to print name of component
- **return\_dict** (*bool*, *optional*) – whether to return description as dictionary in the format {"name": name, "parameters": parameters}

**Returns** Returns dictionary if `return_dict` is `True`, else `None`.

**Return type** None or dict

**fit(*self*, *X*, *y=None*)**

Fits the ordinal encoder component.

**Parameters**

- **X** (*pd.DataFrame*) – The input training data of shape [n\_samples, n\_features].
- **y** (*pd.Series*, *optional*) – The target training data of length [n\_samples].

**Returns** self

**Raises**

- **ValueError** – If encoding a column failed.
- **TypeError** – If non-Ordinal columns are specified in `features_to_encode`.

**fit\_transform(*self*, *X*, *y=None*)**

Fits on X and transforms X.

**Parameters**

- **X** (*pd.DataFrame*) – Data to fit and transform.
- **y** (*pd.Series*) – Target data.

**Returns** Transformed X.

**Return type** pd.DataFrame

**Raises** **MethodPropertyNotFoundError** – If transformer does not have a transform method or a `component_obj` that implements transform.

**get\_feature\_names(*self*)**

Return feature names for the ordinal features after fitting.

Feature names are formatted as {column name}\_ordinal\_encoding.

**Returns** The feature names after encoding, provided in the same order as `input_features`.

**Return type** np.ndarray

**static load**(*file\_path*)

Loads component at file path.

**Parameters** **file\_path** (*str*) – Location to load file.

**Returns** ComponentBase object

**needs\_fitting**(*self*)

Returns boolean determining if component needs fitting before calling predict, predict\_proba, transform, or feature\_importances.

This can be overridden to False for components that do not need to be fit or whose fit methods do nothing.

**Returns** True.

**property parameters**(*self*)

Returns the parameters which were used to initialize the component.

**save**(*self, file\_path, pickle\_protocol=cloudpickle.DEFAULT\_PROTOCOL*)

Saves component at file path.

**Parameters**

- **file\_path** (*str*) – Location to save file.
- **pickle\_protocol** (*int*) – The pickle data stream format.

**transform**(*self, X, y=None*)

Ordinally encode the input data.

**Parameters**

- **X** (*pd.DataFrame*) – Features to encode.
- **y** (*pd.Series*) – Ignored.

**Returns** Transformed data, where each ordinal feature has been encoded into a numerical column where ordinal integers represent the relative order of categories.

**Return type** pd.DataFrame

**update\_parameters**(*self, update\_dict, reset\_fit=True*)

Updates the parameter dictionary of the component.

**Parameters**

- **update\_dict** (*dict*) – A dict of parameters to update.
- **reset\_fit** (*bool, optional*) – If True, will set *\_is\_fitted* to False.

**class evalml.pipelines.PerColumnImputer**(*impute\_strategies=None, random\_seed=0, \*\*kwargs*)

Imputes missing data according to a specified imputation strategy per column.

**Parameters**

- **impute\_strategies** (*dict*) – Column and {"impute\_strategy": strategy, "fill\_value":value} pairings. Valid values for impute strategy include "mean", "median", "most\_frequent", "constant" for numerical data, and "most\_frequent", "constant" for object data types. Defaults to None, which uses "most\_frequent" for all columns. When impute\_strategy == "constant", fill\_value is used to replace missing data. When None, uses 0 when imputing numerical data and "missing\_value" for strings or object data types.
- **random\_seed** (*int*) – Seed for the random number generator. Defaults to 0.

## Attributes

<b>hyper-parameter_ranges</b>	{}
<b>is_multiseries</b>	False
<b>modifies_features</b>	True
<b>modifies_target</b>	False
<b>name</b>	Per Column Imputer
<b>training_only</b>	False

## Methods

<i>clone</i>	Constructs a new component with the same parameters and random state.
<i>default_parameters</i>	Returns the default parameters for this component.
<i>describe</i>	Describe a component and its parameters.
<i>fit</i>	Fits imputers on input data.
<i>fit_transform</i>	Fits on X and transforms X.
<i>load</i>	Loads component at file path.
<i>needs_fitting</i>	Returns boolean determining if component needs fitting before calling predict, predict_proba, transform, or feature_importances.
<i>parameters</i>	Returns the parameters which were used to initialize the component.
<i>save</i>	Saves component at file path.
<i>transform</i>	Transforms input data by imputing missing values.
<i>update_parameters</i>	Updates the parameter dictionary of the component.

### **clone**(*self*)

Constructs a new component with the same parameters and random state.

**Returns** A new instance of this component with identical parameters and random state.

### **default\_parameters**(*cls*)

Returns the default parameters for this component.

Our convention is that `Component.default_parameters == Component().parameters`.

**Returns** Default parameters for this component.

**Return type** dict

### **describe**(*self*, *print\_name=False*, *return\_dict=False*)

Describe a component and its parameters.

#### Parameters

- **print\_name** (*bool*, *optional*) – whether to print name of component
- **return\_dict** (*bool*, *optional*) – whether to return description as dictionary in the format {"name": name, "parameters": parameters}

**Returns** Returns dictionary if `return_dict` is True, else None.

**Return type** None or dict

**fit**(*self*, *X*, *y=None*)

Fits imputers on input data.

**Parameters**

- **X** (*pd.DataFrame* or *np.ndarray*) – The input training data of shape [n\_samples, n\_features] to fit.
- **y** (*pd.Series*, optional) – The target training data of length [n\_samples]. Ignored.

**Returns** *self*

**fit\_transform**(*self*, *X*, *y=None*)

Fits on X and transforms X.

**Parameters**

- **X** (*pd.DataFrame*) – Data to fit and transform.
- **y** (*pd.Series*) – Target data.

**Returns** Transformed X.

**Return type** *pd.DataFrame*

**Raises** **MethodPropertyNotFoundError** – If transformer does not have a transform method or a component\_obj that implements transform.

**static load**(*file\_path*)

Loads component at file path.

**Parameters** **file\_path** (*str*) – Location to load file.

**Returns** ComponentBase object

**needs\_fitting**(*self*)

Returns boolean determining if component needs fitting before calling predict, predict\_proba, transform, or feature\_importances.

This can be overridden to False for components that do not need to be fit or whose fit methods do nothing.

**Returns** True.

**property parameters**(*self*)

Returns the parameters which were used to initialize the component.

**save**(*self*, *file\_path*, *pickle\_protocol=cloudpickle.DEFAULT\_PROTOCOL*)

Saves component at file path.

**Parameters**

- **file\_path** (*str*) – Location to save file.
- **pickle\_protocol** (*int*) – The pickle data stream format.

**transform**(*self*, *X*, *y=None*)

Transforms input data by imputing missing values.

**Parameters**

- **X** (*pd.DataFrame* or *np.ndarray*) – The input training data of shape [n\_samples, n\_features] to transform.
- **y** (*pd.Series*, optional) – The target training data of length [n\_samples]. Ignored.

**Returns** Transformed X

**Return type** `pd.DataFrame`

**update\_parameters**(*self*, *update\_dict*, *reset\_fit=True*)

Updates the parameter dictionary of the component.

**Parameters**

- **update\_dict** (*dict*) – A dict of parameters to update.
- **reset\_fit** (*bool*, *optional*) – If True, will set *\_is\_fitted* to False.

**class** `evalml.pipelines.PipelineBase`(*component\_graph*, *parameters=None*, *custom\_name=None*, *random\_seed=0*)

Machine learning pipeline.

**Parameters**

- **component\_graph** (`ComponentGraph`, *list*, *dict*) – `ComponentGraph` instance, list of components in order, or dictionary of components. Accepts strings or `ComponentBase` subclasses in the list. Note that when duplicate components are specified in a list, the duplicate component names will be modified with the component’s index in the list. For example, the component graph [Imputer, One Hot Encoder, Imputer, Logistic Regression Classifier] will have names [“Imputer”, “One Hot Encoder”, “Imputer\_2”, “Logistic Regression Classifier”].
- **parameters** (*dict*) – Dictionary with component names as keys and dictionary of that component’s parameters as values. An empty dictionary or None implies using all default values for component parameters. Defaults to None.
- **custom\_name** (*str*) – Custom name for the pipeline. Defaults to None.
- **random\_seed** (*int*) – Seed for the random number generator. Defaults to 0.

**Attributes**

<b>problem_type</b>	None
---------------------	------

**Methods**

<code>can_tune_threshold_with_objective</code>	Determine whether the threshold of a binary classification pipeline can be tuned.
<code>clone</code>	Constructs a new pipeline with the same components, parameters, and random seed.
<code>create_objectives</code>	Create objective instances from a list of strings or objective classes.
<code>custom_name</code>	Custom name of the pipeline.
<code>describe</code>	Outputs pipeline details including component parameters.
<code>feature_importance</code>	Importance associated with each feature. Features dropped by the feature selection are excluded.
<code>fit</code>	Build a model.
<code>fit_transform</code>	Fit and transform all components in the component graph, if all components are Transformers.
<code>get_component</code>	Returns component by name.
<code>get_hyperparameter_ranges</code>	Returns hyperparameter ranges from all components as a dictionary.
<code>graph</code>	Generate an image representing the pipeline graph.
<code>graph_dict</code>	Generates a dictionary with nodes consisting of the component names and parameters, and edges detailing component relationships. This dictionary is JSON serializable in most cases.
<code>graph_feature_importance</code>	Generate a bar graph of the pipeline's feature importance.
<code>inverse_transform</code>	Apply component <code>inverse_transform</code> methods to estimator predictions in reverse order.
<code>load</code>	Loads pipeline at file path.
<code>model_family</code>	Returns model family of this pipeline.
<code>name</code>	Name of the pipeline.
<code>new</code>	Constructs a new instance of the pipeline with the same component graph but with a different set of parameters. Not to be confused with python's <code>__new__</code> method.
<code>parameters</code>	Parameter dictionary for this pipeline.
<code>predict</code>	Make predictions using selected features.
<code>save</code>	Saves pipeline at file path.
<code>score</code>	Evaluate model performance on current and additional objectives.
<code>summary</code>	A short summary of the pipeline structure, describing the list of components used.
<code>transform</code>	Transform the input.
<code>transform_all_but_final</code>	Transforms the data by applying all pre-processing components.

**`can_tune_threshold_with_objective`**(*self*, *objective*)

Determine whether the threshold of a binary classification pipeline can be tuned.

**Parameters** *objective* (*ObjectiveBase*) – Primary AutoMLSearch objective.

**Returns** True if the pipeline threshold can be tuned.

**Return type** bool

**clone**(*self*)

Constructs a new pipeline with the same components, parameters, and random seed.

**Returns** A new instance of this pipeline with identical components, parameters, and random seed.

**static create\_objectives**(*objectives*)

Create objective instances from a list of strings or objective classes.

**property custom\_name**(*self*)

Custom name of the pipeline.

**describe**(*self*, *return\_dict=False*)

Outputs pipeline details including component parameters.

**Parameters** **return\_dict** (*bool*) – If True, return dictionary of information about pipeline. Defaults to False.

**Returns** Dictionary of all component parameters if *return\_dict* is True, else None.

**Return type** dict

**property feature\_importance**(*self*)

Importance associated with each feature. Features dropped by the feature selection are excluded.

**Returns** Feature names and their corresponding importance

**Return type** pd.DataFrame

**abstract fit**(*self*, *X*, *y*)

Build a model.

**Parameters**

- **X** (*pd.DataFrame* or *np.ndarray*) – The input training data of shape [n\_samples, n\_features].
- **y** (*pd.Series*, *np.ndarray*) – The target training data of length [n\_samples].

**Returns** *self*

**fit\_transform**(*self*, *X*, *y*)

Fit and transform all components in the component graph, if all components are Transformers.

**Parameters**

- **X** (*pd.DataFrame*) – Input features of shape [n\_samples, n\_features].
- **y** (*pd.Series*) – The target data of length [n\_samples].

**Returns** Transformed output.

**Return type** pd.DataFrame

**Raises** **ValueError** – If final component is an Estimator.

**get\_component**(*self*, *name*)

Returns component by name.

**Parameters** **name** (*str*) – Name of component.

**Returns** Component to return

**Return type** Component

**get\_hyperparameter\_ranges**(*self*, *custom\_hyperparameters*)

Returns hyperparameter ranges from all components as a dictionary.

**Parameters** *custom\_hyperparameters* (*dict*) – Custom hyperparameters for the pipeline.

**Returns** Dictionary of hyperparameter ranges for each component in the pipeline.

**Return type** *dict*

**graph**(*self*, *filepath=None*)

Generate an image representing the pipeline graph.

**Parameters** *filepath* (*str*, *optional*) – Path to where the graph should be saved. If set to *None* (as by default), the graph will not be saved.

**Returns** Graph object that can be directly displayed in Jupyter notebooks.

**Return type** *graphviz.Digraph*

**Raises**

- **RuntimeError** – If graphviz is not installed.
- **ValueError** – If path is not writeable.

**graph\_dict**(*self*)

Generates a dictionary with nodes consisting of the component names and parameters, and edges detailing component relationships. This dictionary is JSON serializable in most cases.

*x\_edges* specifies from which component feature data is being passed. *y\_edges* specifies from which component target data is being passed. This can be used to build graphs across a variety of visualization tools. Template: {"Nodes": {"component\_name": {"Name": class\_name, "Parameters": parameters\_attributes}, ...}, "x\_edges": [[from\_component\_name, to\_component\_name], [from\_component\_name, to\_component\_name], ...], "y\_edges": [[from\_component\_name, to\_component\_name], [from\_component\_name, to\_component\_name], ...]}

**Returns** A dictionary representing the DAG structure.

**Return type** *dag\_dict (dict)*

**graph\_feature\_importance**(*self*, *importance\_threshold=0*)

Generate a bar graph of the pipeline's feature importance.

**Parameters** *importance\_threshold* (*float*, *optional*) – If provided, graph features with a permutation importance whose absolute value is larger than *importance\_threshold*. Defaults to zero.

**Returns** A bar graph showing features and their corresponding importance.

**Return type** *plotly.Figure*

**Raises** **ValueError** – If importance threshold is not valid.

**inverse\_transform**(*self*, *y*)

Apply component *inverse\_transform* methods to estimator predictions in reverse order.

Components that implement *inverse\_transform* are *PolynomialDecomposer*, *LogTransformer*, *LabelEncoder* (*tbd*).

**Parameters** *y* (*pd.Series*) – Final component features.

**Returns** The inverse transform of the target.

**Return type** *pd.Series*



**static load**(*file\_path*: Union[str, io.BytesIO])

Loads pipeline at file path.

**Parameters** **file\_path** (str/BytesIO) – load filepath or a BytesIO object.

**Returns** PipelineBase object

**property model\_family**(*self*)

Returns model family of this pipeline.

**property name**(*self*)

Name of the pipeline.

**new**(*self*, *parameters*, *random\_seed*=0)

Constructs a new instance of the pipeline with the same component graph but with a different set of parameters. Not to be confused with python's `__new__` method.

**Parameters**

- **parameters** (dict) – Dictionary with component names as keys and dictionary of that component's parameters as values. An empty dictionary or None implies using all default values for component parameters. Defaults to None.
- **random\_seed** (int) – Seed for the random number generator. Defaults to 0.

**Returns** A new instance of this pipeline with identical components.

**property parameters**(*self*)

Parameter dictionary for this pipeline.

**Returns** Dictionary of all component parameters.

**Return type** dict

**predict**(*self*, *X*, *objective*=None, *X\_train*=None, *y\_train*=None)

Make predictions using selected features.

**Parameters**

- **X** (pd.DataFrame, or np.ndarray) – Data of shape [n\_samples, n\_features].
- **objective** (Object or string) – The objective to use to make predictions.
- **X\_train** (pd.DataFrame or np.ndarray or None) – Training data. Ignored. Only used for time series.
- **y\_train** (pd.Series or None) – Training labels. Ignored. Only used for time series.

**Returns** Predicted values.

**Return type** pd.Series

**save**(*self*, *file\_path*, *pickle\_protocol*=cloudpickle.DEFAULT\_PROTOCOL)

Saves pipeline at file path.

**Parameters**

- **file\_path** (str) – Location to save file.
- **pickle\_protocol** (int) – The pickle data stream format.

**abstract score**(*self*, *X*, *y*, *objectives*, *X\_train*=None, *y\_train*=None)

Evaluate model performance on current and additional objectives.

**Parameters**

- **X** (*pd.DataFrame* or *np.ndarray*) – Data of shape [n\_samples, n\_features].
- **y** (*pd.Series*, *np.ndarray*) – True labels of length [n\_samples].
- **objectives** (*list*) – Non-empty list of objectives to score on.
- **X\_train** (*pd.DataFrame* or *np.ndarray* or *None*) – Training data. Ignored. Only used for time series.
- **y\_train** (*pd.Series* or *None*) – Training labels. Ignored. Only used for time series.

**Returns** Ordered dictionary of objective scores.

**Return type** dict

**property summary**(*self*)

A short summary of the pipeline structure, describing the list of components used.

Example: Logistic Regression Classifier w/ Simple Imputer + One Hot Encoder

**Returns** A string describing the pipeline structure.

**transform**(*self*, *X*, *y=None*)

Transform the input.

**Parameters**

- **X** (*pd.DataFrame*, or *np.ndarray*) – Data of shape [n\_samples, n\_features].
- **y** (*pd.Series*) – The target data of length [n\_samples]. Defaults to None.

**Returns** Transformed output.

**Return type** pd.DataFrame

**transform\_all\_but\_final**(*self*, *X*, *y=None*, *X\_train=None*, *y\_train=None*)

Transforms the data by applying all pre-processing components.

**Parameters**

- **X** (*pd.DataFrame*) – Input data to the pipeline to transform.
- **y** (*pd.Series* or *None*) – Targets corresponding to X. Optional.
- **X\_train** (*pd.DataFrame* or *np.ndarray* or *None*) – Training data. Only used for time series.
- **y\_train** (*pd.Series* or *None*) – Training labels. Only used for time series.

**Returns** New transformed features.

**Return type** pd.DataFrame

```
class evalml.pipelines.ProphetRegressor(time_index: Optional[Hashable] = None,  
                                         changepoint_prior_scale: float = 0.05, seasonality_prior_scale:  
                                         int = 10, holidays_prior_scale: int = 10, seasonality_mode: str  
                                         = 'additive', stan_backend: str = 'CMDSTANPY',  
                                         interval_width: float = 0.95, random_seed: Union[int, float] =  
                                         0, **kwargs)
```

Prophet is a procedure for forecasting time series data based on an additive model where non-linear trends are fit with yearly, weekly, and daily seasonality, plus holiday effects. It works best with time series that have strong seasonal effects and several seasons of historical data. Prophet is robust to missing data and shifts in the trend, and typically handles outliers well.

More information here: <https://facebook.github.io/prophet/>

### Parameters

- **time\_index** (*str*) – Specifies the name of the column in X that provides the datetime objects. Defaults to None.
- **changepoint\_prior\_scale** (*float*) – Determines the strength of the sparse prior for fitting on rate changes. Increasing this value increases the flexibility of the trend. Defaults to 0.05.
- **seasonality\_prior\_scale** (*int*) – Similar to changepoint\_prior\_scale. Adjusts the extent to which the seasonality model will fit the data. Defaults to 10.
- **holidays\_prior\_scale** (*int*) – Similar to changepoint\_prior\_scale. Adjusts the extent to which holidays will fit the data. Defaults to 10.
- **seasonality\_mode** (*str*) – Determines how this component fits the seasonality. Options are “additive” and “multiplicative”. Defaults to “additive”.
- **stan\_backend** (*str*) – Determines the backend that should be used to run Prophet. Options are “CMDSTANPY” and “PYSTAN”. Defaults to “CMDSTANPY”.
- **interval\_width** (*float*) – Determines the confidence of the prediction interval range when calling *get\_prediction\_intervals*. Accepts values in the range (0,1). Defaults to 0.95.
- **random\_seed** (*int*) – Seed for the random number generator. Defaults to 0.

### Attributes

<b>hyper-parameter_ranges</b>	{ “changepoint_prior_scale”: Real(0.001, 0.5), “seasonality_prior_scale”: Real(0.01, 10), “holidays_prior_scale”: Real(0.01, 10), “seasonality_mode”: [“additive”, “multiplicative”], }
<b>is_multiseries</b>	False
<b>model_family</b>	ModelFamily.PROPHET
<b>modifies_features</b>	True
<b>modifies_target</b>	False
<b>name</b>	Prophet Regressor
<b>supported_problem_types</b>	[ProblemTypes.TIME_SERIES_REGRESSION]
<b>training_only</b>	False

### Methods

<code>build_prophet_df</code>	Build the Prophet data to pass fit and predict on.
<code>clone</code>	Constructs a new component with the same parameters and random state.
<code>default_parameters</code>	Returns the default parameters for this component.
<code>describe</code>	Describe a component and its parameters.
<code>feature_importance</code>	Returns array of 0's with len(1) as feature_importance is not defined for Prophet regressor.
<code>fit</code>	Fits Prophet regressor component to data.
<code>get_params</code>	Get parameters for the Prophet regressor.
<code>get_prediction_intervals</code>	Find the prediction intervals using the fitted ProphetRegressor.
<code>load</code>	Loads component at file path.
<code>needs_fitting</code>	Returns boolean determining if component needs fitting before calling predict, predict_proba, transform, or feature_importances.
<code>parameters</code>	Returns the parameters which were used to initialize the component.
<code>predict</code>	Make predictions using fitted Prophet regressor.
<code>predict_proba</code>	Make probability estimates for labels.
<code>save</code>	Saves component at file path.
<code>update_parameters</code>	Updates the parameter dictionary of the component.

**static** `build_prophet_df`(*X*: pandas.DataFrame, *y*: Optional[pandas.Series] = None, *time\_index*: str = 'ds') → pandas.DataFrame

Build the Prophet data to pass fit and predict on.

**clone**(*self*)

Constructs a new component with the same parameters and random state.

**Returns** A new instance of this component with identical parameters and random state.

**default\_parameters**(*cls*) → dict

Returns the default parameters for this component.

**Returns** Default parameters for this component.

**Return type** dict

**describe**(*self*, *print\_name*=False, *return\_dict*=False)

Describe a component and its parameters.

**Parameters**

- **print\_name** (*bool*, *optional*) – whether to print name of component
- **return\_dict** (*bool*, *optional*) – whether to return description as dictionary in the format {"name": name, "parameters": parameters}

**Returns** Returns dictionary if return\_dict is True, else None.

**Return type** None or dict

**property** `feature_importance`(*self*) → numpy.ndarray

Returns array of 0's with len(1) as feature\_importance is not defined for Prophet regressor.

**fit**(*self*, *X*: pandas.DataFrame, *y*: Optional[pandas.Series] = None)

Fits Prophet regressor component to data.

**Parameters**

- **X** (*pd.DataFrame*) – The input training data of shape [n\_samples, n\_features].
- **y** (*pd.Series*) – The target training data of length [n\_samples].

**Returns** self**get\_params**(*self*) → dict

Get parameters for the Prophet regressor.

**get\_prediction\_intervals**(*self*, *X*: *pandas.DataFrame*, *y*: *Optional[pandas.Series] = None*, *coverage*: *List[float] = None*, *predictions*: *pandas.Series = None*) → Dict[str, *pandas.Series*]

Find the prediction intervals using the fitted ProphetRegressor.

**Parameters**

- **X** (*pd.DataFrame*) – Data of shape [n\_samples, n\_features].
- **y** (*pd.Series*) – Target data. Ignored.
- **coverage** (*List[float]*) – A list of floats between the values 0 and 1 that the upper and lower bounds of the prediction interval should be calculated for.
- **predictions** (*pd.Series*) – Not used for Prophet estimator.

**Returns** Prediction intervals, keys are in the format {coverage}\_lower or {coverage}\_upper.**Return type** dict**static load**(*file\_path*)

Loads component at file path.

**Parameters** **file\_path** (*str*) – Location to load file.**Returns** ComponentBase object**needs\_fitting**(*self*)

Returns boolean determining if component needs fitting before calling predict, predict\_proba, transform, or feature\_importances.

This can be overridden to False for components that do not need to be fit or whose fit methods do nothing.

**Returns** True.**property parameters**(*self*)

Returns the parameters which were used to initialize the component.

**predict**(*self*, *X*: *pandas.DataFrame*, *y*: *Optional[pandas.Series] = None*) → *pandas.Series*

Make predictions using fitted Prophet regressor.

**Parameters**

- **X** (*pd.DataFrame*) – Data of shape [n\_samples, n\_features].
- **y** (*pd.Series*) – Target data. Ignored.

**Returns** Predicted values.**Return type** *pd.Series*

**predict\_proba**(*self*, *X*: *pandas.DataFrame*) → *pandas.Series*

Make probability estimates for labels.

**Parameters** *X* (*pd.DataFrame*) – Features.

**Returns** Probability estimates.

**Return type** *pd.Series*

**Raises** **MethodPropertyNotFoundError** – If estimator does not have a `predict_proba` method or a `component_obj` that implements `predict_proba`.

**save**(*self*, *file\_path*, *pickle\_protocol*=*cloudpickle.DEFAULT\_PROTOCOL*)

Saves component at file path.

**Parameters**

- **file\_path** (*str*) – Location to save file.
- **pickle\_protocol** (*int*) – The pickle data stream format.

**update\_parameters**(*self*, *update\_dict*, *reset\_fit*=*True*)

Updates the parameter dictionary of the component.

**Parameters**

- **update\_dict** (*dict*) – A dict of parameters to update.
- **reset\_fit** (*bool*, *optional*) – If True, will set `_is_fitted` to False.

**class** `evalml.pipelines.RandomForestClassifier`(*n\_estimators*=100, *max\_depth*=6, *n\_jobs*=-1, *random\_seed*=0, *\*\*kwargs*)

Random Forest Classifier.

**Parameters**

- **n\_estimators** (*float*) – The number of trees in the forest. Defaults to 100.
- **max\_depth** (*int*) – Maximum tree depth for base learners. Defaults to 6.
- **n\_jobs** (*int* or *None*) – Number of jobs to run in parallel. -1 uses all processes. Defaults to -1.
- **random\_seed** (*int*) – Seed for the random number generator. Defaults to 0.

**Attributes**

<b>hyper-parameter_ranges</b>	{ "n_estimators": Integer(10, 1000), "max_depth": Integer(1, 10), }
<b>is_multiseries</b>	False
<b>model_family</b>	ModelFamily.RANDOM_FOREST
<b>modifies_features</b>	True
<b>modifies_target</b>	False
<b>name</b>	Random Forest Classifier
<b>supported_problem_types</b>	[ ProblemTypes.BINARY, ProblemTypes.MULTICLASS, ProblemTypes.TIME_SERIES_BINARY, ProblemTypes.TIME_SERIES_MULTICLASS, ]
<b>training_only</b>	False

## Methods

<code>clone</code>	Constructs a new component with the same parameters and random state.
<code>default_parameters</code>	Returns the default parameters for this component.
<code>describe</code>	Describe a component and its parameters.
<code>feature_importance</code>	Returns importance associated with each feature.
<code>fit</code>	Fits estimator to data.
<code>get_prediction_intervals</code>	Find the prediction intervals using the fitted regressor.
<code>load</code>	Loads component at file path.
<code>needs_fitting</code>	Returns boolean determining if component needs fitting before calling predict, predict_proba, transform, or feature_importances.
<code>parameters</code>	Returns the parameters which were used to initialize the component.
<code>predict</code>	Make predictions using selected features.
<code>predict_proba</code>	Make probability estimates for labels.
<code>save</code>	Saves component at file path.
<code>update_parameters</code>	Updates the parameter dictionary of the component.

### `clone(self)`

Constructs a new component with the same parameters and random state.

**Returns** A new instance of this component with identical parameters and random state.

### `default_parameters(cls)`

Returns the default parameters for this component.

Our convention is that `Component.default_parameters == Component().parameters`.

**Returns** Default parameters for this component.

**Return type** dict

### `describe(self, print_name=False, return_dict=False)`

Describe a component and its parameters.

#### Parameters

- **print\_name** (*bool*, *optional*) – whether to print name of component
- **return\_dict** (*bool*, *optional*) – whether to return description as dictionary in the format {"name": name, "parameters": parameters}

**Returns** Returns dictionary if return\_dict is True, else None.

**Return type** None or dict

### `property feature_importance(self) → pandas.Series`

Returns importance associated with each feature.

**Returns** Importance associated with each feature.

**Return type** np.ndarray

**Raises** **MethodPropertyNotFoundError** – If estimator does not have a `feature_importance` method or a `component_obj` that implements `feature_importance`.

**fit**(*self*, *X*: *pandas.DataFrame*, *y*: *Optional[pandas.Series] = None*)

Fits estimator to data.

**Parameters**

- **X** (*pd.DataFrame*) – The input training data of shape [n\_samples, n\_features].
- **y** (*pd.Series*, *optional*) – The target training data of length [n\_samples].

**Returns** *self*

**get\_prediction\_intervals**(*self*, *X*: *pandas.DataFrame*, *y*: *Optional[pandas.Series] = None*, *coverage*: *List[float] = None*, *predictions*: *pandas.Series = None*) → Dict[str, *pandas.Series*]

Find the prediction intervals using the fitted regressor.

This function takes the predictions of the fitted estimator and calculates the rolling standard deviation across all predictions using a window size of 5. The lower and upper predictions are determined by taking the percent point (quantile) function of the lower tail probability at each bound multiplied by the rolling standard deviation.

**Parameters**

- **X** (*pd.DataFrame*) – Data of shape [n\_samples, n\_features].
- **y** (*pd.Series*) – Target data. Ignored.
- **coverage** (*list[float]*) – A list of floats between the values 0 and 1 that the upper and lower bounds of the prediction interval should be calculated for.
- **predictions** (*pd.Series*) – Optional list of predictions to use. If None, will generate predictions using X.

**Returns** Prediction intervals, keys are in the format {coverage}\_lower or {coverage}\_upper.

**Return type** dict

**Raises** **MethodPropertyNotFoundError** – If the estimator does not support Time Series Regression as a problem type.

**static load**(*file\_path*)

Loads component at file path.

**Parameters** **file\_path** (*str*) – Location to load file.

**Returns** ComponentBase object

**needs\_fitting**(*self*)

Returns boolean determining if component needs fitting before calling predict, predict\_proba, transform, or feature\_importances.

This can be overridden to False for components that do not need to be fit or whose fit methods do nothing.

**Returns** True.

**property parameters**(*self*)

Returns the parameters which were used to initialize the component.

**predict**(*self*, *X*: *pandas.DataFrame*) → *pandas.Series*

Make predictions using selected features.

**Parameters** **X** (*pd.DataFrame*) – Data of shape [n\_samples, n\_features].

**Returns** Predicted values.



**Return type** `pd.Series`

**Raises `MethodPropertyNotFoundError`** – If estimator does not have a `predict` method or a `component_obj` that implements `predict`.

**`predict_proba(self, X: pandas.DataFrame) → pandas.Series`**

Make probability estimates for labels.

**Parameters** **`X`** (`pd.DataFrame`) – Features.

**Returns** Probability estimates.

**Return type** `pd.Series`

**Raises `MethodPropertyNotFoundError`** – If estimator does not have a `predict_proba` method or a `component_obj` that implements `predict_proba`.

**`save(self, file_path, pickle_protocol=cloudpickle.DEFAULT_PROTOCOL)`**

Saves component at file path.

**Parameters**

- **`file_path`** (`str`) – Location to save file.
- **`pickle_protocol`** (`int`) – The pickle data stream format.

**`update_parameters(self, update_dict, reset_fit=True)`**

Updates the parameter dictionary of the component.

**Parameters**

- **`update_dict`** (`dict`) – A dict of parameters to update.
- **`reset_fit`** (`bool`, *optional*) – If True, will set `_is_fitted` to False.

**`class evalml.pipelines.RandomForestRegressor(n_estimators: int = 100, max_depth: int = 6, n_jobs: int = -1, random_seed: Union[int, float] = 0, **kwargs)`**

Random Forest Regressor.

**Parameters**

- **`n_estimators`** (`float`) – The number of trees in the forest. Defaults to 100.
- **`max_depth`** (`int`) – Maximum tree depth for base learners. Defaults to 6.
- **`n_jobs`** (`int` or `None`) – Number of jobs to run in parallel. -1 uses all processes. Defaults to -1.
- **`random_seed`** (`int`) – Seed for the random number generator. Defaults to 0.

**Attributes**

<b>hyper-parameter_ranges</b>	{ "n_estimators": Integer(10, 1000), "max_depth": Integer(1, 32), }
<b>is_multiseries</b>	False
<b>model_family</b>	ModelFamily.RANDOM_FOREST
<b>modifies_features</b>	True
<b>modifies_target</b>	False
<b>name</b>	Random Forest Regressor
<b>supported_problem_types</b>	[ ProblemTypes.REGRESSION, ProblemTypes.TIME_SERIES_REGRESSION, ]
<b>training_only</b>	False

## Methods

<i>clone</i>	Constructs a new component with the same parameters and random state.
<i>default_parameters</i>	Returns the default parameters for this component.
<i>describe</i>	Describe a component and its parameters.
<i>feature_importance</i>	Returns importance associated with each feature.
<i>fit</i>	Fits estimator to data.
<i>get_prediction_intervals</i>	Find the prediction intervals using the fitted RandomForestRegressor.
<i>load</i>	Loads component at file path.
<i>needs_fitting</i>	Returns boolean determining if component needs fitting before calling predict, predict_proba, transform, or feature_importances.
<i>parameters</i>	Returns the parameters which were used to initialize the component.
<i>predict</i>	Make predictions using selected features.
<i>predict_proba</i>	Make probability estimates for labels.
<i>save</i>	Saves component at file path.
<i>update_parameters</i>	Updates the parameter dictionary of the component.

### **clone**(*self*)

Constructs a new component with the same parameters and random state.

**Returns** A new instance of this component with identical parameters and random state.

### **default\_parameters**(*cls*)

Returns the default parameters for this component.

Our convention is that `Component.default_parameters == Component().parameters`.

**Returns** Default parameters for this component.

**Return type** dict

### **describe**(*self*, *print\_name=False*, *return\_dict=False*)

Describe a component and its parameters.

**Parameters**

- **print\_name** (*bool*, *optional*) – whether to print name of component
- **return\_dict** (*bool*, *optional*) – whether to return description as dictionary in the format {"name": name, "parameters": parameters}

**Returns** Returns dictionary if return\_dict is True, else None.

**Return type** None or dict

**property feature\_importance**(*self*) → pandas.Series

Returns importance associated with each feature.

**Returns** Importance associated with each feature.

**Return type** np.ndarray

**Raises MethodPropertyNotFoundError** – If estimator does not have a feature\_importance method or a component\_obj that implements feature\_importance.

**fit**(*self*, *X*: pandas.DataFrame, *y*: Optional[pandas.Series] = None)

Fits estimator to data.

**Parameters**

- **X** (*pd.DataFrame*) – The input training data of shape [n\_samples, n\_features].
- **y** (*pd.Series*, *optional*) – The target training data of length [n\_samples].

**Returns** self

**get\_prediction\_intervals**(*self*, *X*: pandas.DataFrame, *y*: Optional[pandas.Series] = None, *coverage*: List[float] = None, *predictions*: pandas.Series = None) → Dict[str, pandas.Series]

Find the prediction intervals using the fitted RandomForestRegressor.

**Parameters**

- **X** (*pd.DataFrame*) – Data of shape [n\_samples, n\_features].
- **y** (*pd.Series*) – Target data. Optional.
- **coverage** (*list[float]*) – A list of floats between the values 0 and 1 that the upper and lower bounds of the prediction interval should be calculated for.
- **predictions** (*pd.Series*) – Optional list of predictions to use. If None, will generate predictions using X.

**Returns** Prediction intervals, keys are in the format {coverage}\_lower or {coverage}\_upper.

**Return type** dict

**static load**(*file\_path*)

Loads component at file path.

**Parameters** **file\_path** (*str*) – Location to load file.

**Returns** ComponentBase object

**needs\_fitting**(*self*)

Returns boolean determining if component needs fitting before calling predict, predict\_proba, transform, or feature\_importances.

This can be overridden to False for components that do not need to be fit or whose fit methods do nothing.

**Returns** True.

**property** `parameters(self)`

Returns the parameters which were used to initialize the component.

**predict**(*self*, *X*: *pandas.DataFrame*) → *pandas.Series*

Make predictions using selected features.

**Parameters** *X* (*pd.DataFrame*) – Data of shape [n\_samples, n\_features].

**Returns** Predicted values.

**Return type** *pd.Series*

**Raises** **MethodPropertyNotFoundError** – If estimator does not have a predict method or a component\_obj that implements predict.

**predict\_proba**(*self*, *X*: *pandas.DataFrame*) → *pandas.Series*

Make probability estimates for labels.

**Parameters** *X* (*pd.DataFrame*) – Features.

**Returns** Probability estimates.

**Return type** *pd.Series*

**Raises** **MethodPropertyNotFoundError** – If estimator does not have a predict\_proba method or a component\_obj that implements predict\_proba.

**save**(*self*, *file\_path*, *pickle\_protocol*=*cloudpickle.DEFAULT\_PROTOCOL*)

Saves component at file path.

**Parameters**

- **file\_path** (*str*) – Location to save file.
- **pickle\_protocol** (*int*) – The pickle data stream format.

**update\_parameters**(*self*, *update\_dict*, *reset\_fit*=*True*)

Updates the parameter dictionary of the component.

**Parameters**

- **update\_dict** (*dict*) – A dict of parameters to update.
- **reset\_fit** (*bool*, *optional*) – If True, will set *\_is\_fitted* to False.

**class** `evalml.pipelines.RegressionPipeline`(*component\_graph*, *parameters*=*None*, *custom\_name*=*None*, *random\_seed*=*0*)

Pipeline subclass for all regression pipelines.

**Parameters**

- **component\_graph** (*ComponentGraph*, *list*, *dict*) – *ComponentGraph* instance, list of components in order, or dictionary of components. Accepts strings or *ComponentBase* subclasses in the list. Note that when duplicate components are specified in a list, the duplicate component names will be modified with the component's index in the list. For example, the component graph [Imputer, One Hot Encoder, Imputer, Logistic Regression Classifier] will have names ["Imputer", "One Hot Encoder", "Imputer\_2", "Logistic Regression Classifier"]
- **parameters** (*dict*) – Dictionary with component names as keys and dictionary of that component's parameters as values. An empty dictionary or None implies using all default values for component parameters. Defaults to None.
- **custom\_name** (*str*) – Custom name for the pipeline. Defaults to None.
- **random\_seed** (*int*) – Seed for the random number generator. Defaults to 0.

## Example

```
>>> pipeline = RegressionPipeline(component_graph=["Simple Imputer", "Linear_
↳Regressor"],
...                               parameters={"Simple Imputer": {"impute_strategy":
↳"mean"}},
...                               custom_name="My Regression Pipeline")
...
>>> assert pipeline.custom_name == "My Regression Pipeline"
>>> assert pipeline.component_graph.component_dict.keys() == {'Simple Imputer',
↳'Linear Regressor'}
```

The pipeline parameters will be chosen from the default parameters for every component, unless specific parameters were passed in as they were above.

```
>>> assert pipeline.parameters == {
...     'Simple Imputer': {'impute_strategy': 'mean', 'fill_value': None},
...     'Linear Regressor': {'fit_intercept': True, 'n_jobs': -1}}
```

## Attributes

<b>prob- lem_type</b>	ProblemTypes.REGRESSION
---------------------------	-------------------------

## Methods

<code>can_tune_threshold_with_objective</code>	Determine whether the threshold of a binary classification pipeline can be tuned.
<code>clone</code>	Constructs a new pipeline with the same components, parameters, and random seed.
<code>create_objectives</code>	Create objective instances from a list of strings or objective classes.
<code>custom_name</code>	Custom name of the pipeline.
<code>describe</code>	Outputs pipeline details including component parameters.
<code>feature_importance</code>	Importance associated with each feature. Features dropped by the feature selection are excluded.
<code>fit</code>	Build a regression model.
<code>fit_transform</code>	Fit and transform all components in the component graph, if all components are Transformers.
<code>get_component</code>	Returns component by name.
<code>get_hyperparameter_ranges</code>	Returns hyperparameter ranges from all components as a dictionary.
<code>graph</code>	Generate an image representing the pipeline graph.
<code>graph_dict</code>	Generates a dictionary with nodes consisting of the component names and parameters, and edges detailing component relationships. This dictionary is JSON serializable in most cases.
<code>graph_feature_importance</code>	Generate a bar graph of the pipeline's feature importance.
<code>inverse_transform</code>	Apply component <code>inverse_transform</code> methods to estimator predictions in reverse order.
<code>load</code>	Loads pipeline at file path.
<code>model_family</code>	Returns model family of this pipeline.
<code>name</code>	Name of the pipeline.
<code>new</code>	Constructs a new instance of the pipeline with the same component graph but with a different set of parameters. Not to be confused with python's <code>__new__</code> method.
<code>parameters</code>	Parameter dictionary for this pipeline.
<code>predict</code>	Make predictions using selected features.
<code>save</code>	Saves pipeline at file path.
<code>score</code>	Evaluate model performance on current and additional objectives.
<code>summary</code>	A short summary of the pipeline structure, describing the list of components used.
<code>transform</code>	Transform the input.
<code>transform_all_but_final</code>	Transforms the data by applying all pre-processing components.

**`can_tune_threshold_with_objective`**(*self*, *objective*)

Determine whether the threshold of a binary classification pipeline can be tuned.

**Parameters** *objective* (*ObjectiveBase*) – Primary AutoMLSearch objective.

**Returns** True if the pipeline threshold can be tuned.

**Return type** bool

**clone**(*self*)

Constructs a new pipeline with the same components, parameters, and random seed.

**Returns** A new instance of this pipeline with identical components, parameters, and random seed.

**static create\_objectives**(*objectives*)

Create objective instances from a list of strings or objective classes.

**property custom\_name**(*self*)

Custom name of the pipeline.

**describe**(*self*, *return\_dict=False*)

Outputs pipeline details including component parameters.

**Parameters** **return\_dict** (*bool*) – If True, return dictionary of information about pipeline. Defaults to False.

**Returns** Dictionary of all component parameters if *return\_dict* is True, else None.

**Return type** dict

**property feature\_importance**(*self*)

Importance associated with each feature. Features dropped by the feature selection are excluded.

**Returns** Feature names and their corresponding importance

**Return type** pd.DataFrame

**fit**(*self*, *X*, *y*)

Build a regression model.

**Parameters**

- **X** (*pd.DataFrame* or *np.ndarray*) – The input training data of shape [n\_samples, n\_features]
- **y** (*pd.Series*, *np.ndarray*) – The target training data of length [n\_samples]

**Returns** *self*

**Raises** **ValueError** – If the target is not numeric.

**fit\_transform**(*self*, *X*, *y*)

Fit and transform all components in the component graph, if all components are Transformers.

**Parameters**

- **X** (*pd.DataFrame*) – Input features of shape [n\_samples, n\_features].
- **y** (*pd.Series*) – The target data of length [n\_samples].

**Returns** Transformed output.

**Return type** pd.DataFrame

**Raises** **ValueError** – If final component is an Estimator.

**get\_component**(*self*, *name*)

Returns component by name.

**Parameters** **name** (*str*) – Name of component.

**Returns** Component to return

**Return type** Component

**get\_hyperparameter\_ranges**(*self*, *custom\_hyperparameters*)

Returns hyperparameter ranges from all components as a dictionary.

**Parameters** *custom\_hyperparameters* (*dict*) – Custom hyperparameters for the pipeline.

**Returns** Dictionary of hyperparameter ranges for each component in the pipeline.

**Return type** dict

**graph**(*self*, *filepath=None*)

Generate an image representing the pipeline graph.

**Parameters** *filepath* (*str*, *optional*) – Path to where the graph should be saved. If set to None (as by default), the graph will not be saved.

**Returns** Graph object that can be directly displayed in Jupyter notebooks.

**Return type** graphviz.Digraph

**Raises**

- **RuntimeError** – If graphviz is not installed.
- **ValueError** – If path is not writeable.

**graph\_dict**(*self*)

Generates a dictionary with nodes consisting of the component names and parameters, and edges detailing component relationships. This dictionary is JSON serializable in most cases.

*x\_edges* specifies from which component feature data is being passed. *y\_edges* specifies from which component target data is being passed. This can be used to build graphs across a variety of visualization tools. Template: {"Nodes": {"component\_name": {"Name": class\_name, "Parameters": parameters\_attributes}, ...}, "x\_edges": [[from\_component\_name, to\_component\_name], [from\_component\_name, to\_component\_name], ...], "y\_edges": [[from\_component\_name, to\_component\_name], [from\_component\_name, to\_component\_name], ...]}

**Returns** A dictionary representing the DAG structure.

**Return type** dag\_dict (dict)

**graph\_feature\_importance**(*self*, *importance\_threshold=0*)

Generate a bar graph of the pipeline's feature importance.

**Parameters** *importance\_threshold* (*float*, *optional*) – If provided, graph features with a permutation importance whose absolute value is larger than *importance\_threshold*. Defaults to zero.

**Returns** A bar graph showing features and their corresponding importance.

**Return type** plotly.Figure

**Raises** **ValueError** – If importance threshold is not valid.

**inverse\_transform**(*self*, *y*)

Apply component *inverse\_transform* methods to estimator predictions in reverse order.

Components that implement *inverse\_transform* are PolynomialDecomposer, LogTransformer, LabelEncoder (tbd).

**Parameters** *y* (*pd.Series*) – Final component features.

**Returns** The inverse transform of the target.

**Return type** pd.Series



**static load**(*file\_path*: Union[str, io.BytesIO])

Loads pipeline at file path.

**Parameters** **file\_path** (str/BytesIO) – load filepath or a BytesIO object.

**Returns** PipelineBase object

**property model\_family**(*self*)

Returns model family of this pipeline.

**property name**(*self*)

Name of the pipeline.

**new**(*self*, *parameters*, *random\_seed*=0)

Constructs a new instance of the pipeline with the same component graph but with a different set of parameters. Not to be confused with python's `__new__` method.

**Parameters**

- **parameters** (dict) – Dictionary with component names as keys and dictionary of that component's parameters as values. An empty dictionary or None implies using all default values for component parameters. Defaults to None.
- **random\_seed** (int) – Seed for the random number generator. Defaults to 0.

**Returns** A new instance of this pipeline with identical components.

**property parameters**(*self*)

Parameter dictionary for this pipeline.

**Returns** Dictionary of all component parameters.

**Return type** dict

**predict**(*self*, *X*, *objective*=None, *X\_train*=None, *y\_train*=None)

Make predictions using selected features.

**Parameters**

- **X** (pd.DataFrame, or np.ndarray) – Data of shape [n\_samples, n\_features].
- **objective** (Object or string) – The objective to use to make predictions.
- **X\_train** (pd.DataFrame or np.ndarray or None) – Training data. Ignored. Only used for time series.
- **y\_train** (pd.Series or None) – Training labels. Ignored. Only used for time series.

**Returns** Predicted values.

**Return type** pd.Series

**save**(*self*, *file\_path*, *pickle\_protocol*=cloudpickle.DEFAULT\_PROTOCOL)

Saves pipeline at file path.

**Parameters**

- **file\_path** (str) – Location to save file.
- **pickle\_protocol** (int) – The pickle data stream format.

**score**(*self*, *X*, *y*, *objectives*, *X\_train*=None, *y\_train*=None)

Evaluate model performance on current and additional objectives.

**Parameters**

- **X** (*pd.DataFrame*, or *np.ndarray*) – Data of shape [n\_samples, n\_features]
- **y** (*pd.Series*, or *np.ndarray*) – True values of length [n\_samples]
- **objectives** (*list*) – Non-empty list of objectives to score on
- **X\_train** (*pd.DataFrame* or *np.ndarray* or *None*) – Training data. Ignored. Only used for time series.
- **y\_train** (*pd.Series* or *None*) – Training labels. Ignored. Only used for time series.

**Returns** Ordered dictionary of objective scores.

**Return type** dict

**property summary**(*self*)

A short summary of the pipeline structure, describing the list of components used.

Example: Logistic Regression Classifier w/ Simple Imputer + One Hot Encoder

**Returns** A string describing the pipeline structure.

**transform**(*self*, *X*, *y=None*)

Transform the input.

**Parameters**

- **X** (*pd.DataFrame*, or *np.ndarray*) – Data of shape [n\_samples, n\_features].
- **y** (*pd.Series*) – The target data of length [n\_samples]. Defaults to None.

**Returns** Transformed output.

**Return type** *pd.DataFrame*

**transform\_all\_but\_final**(*self*, *X*, *y=None*, *X\_train=None*, *y\_train=None*)

Transforms the data by applying all pre-processing components.

**Parameters**

- **X** (*pd.DataFrame*) – Input data to the pipeline to transform.
- **y** (*pd.Series* or *None*) – Targets corresponding to X. Optional.
- **X\_train** (*pd.DataFrame* or *np.ndarray* or *None*) – Training data. Only used for time series.
- **y\_train** (*pd.Series* or *None*) – Training labels. Only used for time series.

**Returns** New transformed features.

**Return type** *pd.DataFrame*

```
class evalml.pipelines.RFClassifierSelectFromModel(number_features=None, n_estimators=10,  
                                                max_depth=None, percent_features=0.5,  
                                                threshold='median', n_jobs=-1, random_seed=0,  
                                                **kwargs)
```

Selects top features based on importance weights using a Random Forest classifier.

**Parameters**

- **number\_features** (*int*) – The maximum number of features to select. If both *percent\_features* and *number\_features* are specified, take the greater number of features. Defaults to None.
- **n\_estimators** (*int*) – The number of trees in the forest. Defaults to 10.

- **max\_depth** (*int*) – Maximum tree depth for base learners. Defaults to None.
- **percent\_features** (*float*) – Percentage of features to use. If both percent\_features and number\_features are specified, take the greater number of features. Defaults to 0.5.
- **threshold** (*string or float*) – The threshold value to use for feature selection. Features whose importance is greater or equal are kept while the others are discarded. If “median”, then the threshold value is the median of the feature importances. A scaling factor (e.g., “1.25\*mean”) may also be used. Defaults to median.
- **n\_jobs** (*int or None*) – Number of jobs to run in parallel. -1 uses all processes. Defaults to -1.
- **random\_seed** (*int*) – Seed for the random number generator. Defaults to 0.

#### Attributes

<b>hyper-parameter_ranges</b>	{ “percent_features”: Real(0.01, 1), “threshold”: [“mean”, “median”], }
<b>is_multiseries</b>	False
<b>modifies_features</b>	True
<b>modifies_target</b>	False
<b>name</b>	RF Classifier Select From Model
<b>training_only</b>	False

#### Methods

<i>clone</i>	Constructs a new component with the same parameters and random state.
<i>default_parameters</i>	Returns the default parameters for this component.
<i>describe</i>	Describe a component and its parameters.
<i>fit</i>	Fits component to data.
<i>fit_transform</i>	Fit and transform data using the feature selector.
<i>get_names</i>	Get names of selected features.
<i>load</i>	Loads component at file path.
<i>needs_fitting</i>	Returns boolean determining if component needs fitting before calling predict, predict_proba, transform, or feature_importances.
<i>parameters</i>	Returns the parameters which were used to initialize the component.
<i>save</i>	Saves component at file path.
<i>transform</i>	Transforms input data by selecting features. If the component_obj does not have a transform method, will raise an MethodPropertyNotFoundError exception.
<i>update_parameters</i>	Updates the parameter dictionary of the component.

#### **clone**(*self*)

Constructs a new component with the same parameters and random state.

**Returns** A new instance of this component with identical parameters and random state.

**default\_parameters(*cls*)**

Returns the default parameters for this component.

Our convention is that `Component.default_parameters == Component().parameters`.

**Returns** Default parameters for this component.

**Return type** dict

**describe(*self*, *print\_name=False*, *return\_dict=False*)**

Describe a component and its parameters.

**Parameters**

- **print\_name** (*bool*, *optional*) – whether to print name of component
- **return\_dict** (*bool*, *optional*) – whether to return description as dictionary in the format {"name": name, "parameters": parameters}

**Returns** Returns dictionary if `return_dict` is `True`, else `None`.

**Return type** None or dict

**fit(*self*, *X*, *y=None*)**

Fits component to data.

**Parameters**

- **X** (*pd.DataFrame*) – The input training data of shape [n\_samples, n\_features]
- **y** (*pd.Series*, *optional*) – The target training data of length [n\_samples]

**Returns** self

**Raises** **MethodPropertyNotFoundError** – If component does not have a fit method or a component\_obj that implements fit.

**fit\_transform(*self*, *X*, *y=None*)**

Fit and transform data using the feature selector.

**Parameters**

- **X** (*pd.DataFrame*) – The input training data of shape [n\_samples, n\_features].
- **y** (*pd.Series*, *optional*) – The target training data of length [n\_samples].

**Returns** Transformed data.

**Return type** pd.DataFrame

**get\_names(*self*)**

Get names of selected features.

**Returns** List of the names of features selected.

**Return type** list[str]

**static load(*file\_path*)**

Loads component at file path.

**Parameters** **file\_path** (*str*) – Location to load file.

**Returns** ComponentBase object

**needs\_fitting**(*self*)

Returns boolean determining if component needs fitting before calling predict, predict\_proba, transform, or feature\_importances.

This can be overridden to False for components that do not need to be fit or whose fit methods do nothing.

**Returns** True.

**property parameters**(*self*)

Returns the parameters which were used to initialize the component.

**save**(*self*, *file\_path*, *pickle\_protocol*=cloudpickle.DEFAULT\_PROTOCOL)

Saves component at file path.

**Parameters**

- **file\_path** (*str*) – Location to save file.
- **pickle\_protocol** (*int*) – The pickle data stream format.

**transform**(*self*, *X*, *y*=None)

Transforms input data by selecting features. If the component\_obj does not have a transform method, will raise an MethodPropertyNotFoundError exception.

**Parameters**

- **X** (*pd.DataFrame*) – Data to transform.
- **y** (*pd.Series*, *optional*) – Target data. Ignored.

**Returns** Transformed X

**Return type** pd.DataFrame

**Raises** **MethodPropertyNotFoundError** – If feature selector does not have a transform method or a component\_obj that implements transform

**update\_parameters**(*self*, *update\_dict*, *reset\_fit*=True)

Updates the parameter dictionary of the component.

**Parameters**

- **update\_dict** (*dict*) – A dict of parameters to update.
- **reset\_fit** (*bool*, *optional*) – If True, will set *\_is\_fitted* to False.

```
class evalml.pipelines.RFRegressorSelectFromModel(number_features=None, n_estimators=10,
                                                max_depth=None, percent_features=0.5,
                                                threshold='median', n_jobs=- 1, random_seed=0,
                                                **kwargs)
```

Selects top features based on importance weights using a Random Forest regressor.

**Parameters**

- **number\_features** (*int*) – The maximum number of features to select. If both percent\_features and number\_features are specified, take the greater number of features. Defaults to 0.5.
- **n\_estimators** (*int*) – The number of trees in the forest. Defaults to 10.
- **max\_depth** (*int*) – Maximum tree depth for base learners. Defaults to None.
- **percent\_features** (*float*) – Percentage of features to use. If both percent\_features and number\_features are specified, take the greater number of features. Defaults to 0.5.

- **threshold** (*string or float*) – The threshold value to use for feature selection. Features whose importance is greater or equal are kept while the others are discarded. If “median”, then the threshold value is the median of the feature importances. A scaling factor (e.g., “1.25\*mean”) may also be used. Defaults to median.
- **n\_jobs** (*int or None*) – Number of jobs to run in parallel. -1 uses all processes. Defaults to -1.
- **random\_seed** (*int*) – Seed for the random number generator. Defaults to 0.

#### Attributes

<b>hyper-parameter_ranges</b>	{ “percent_features”: Real(0.01, 1), “threshold”: [“mean”, “median”], }
<b>is_multiseries</b>	False
<b>modifies_features</b>	True
<b>modifies_target</b>	False
<b>name</b>	RF Regressor Select From Model
<b>training_only</b>	False

#### Methods

<i>clone</i>	Constructs a new component with the same parameters and random state.
<i>default_parameters</i>	Returns the default parameters for this component.
<i>describe</i>	Describe a component and its parameters.
<i>fit</i>	Fits component to data.
<i>fit_transform</i>	Fit and transform data using the feature selector.
<i>get_names</i>	Get names of selected features.
<i>load</i>	Loads component at file path.
<i>needs_fitting</i>	Returns boolean determining if component needs fitting before calling predict, predict_proba, transform, or feature_importances.
<i>parameters</i>	Returns the parameters which were used to initialize the component.
<i>save</i>	Saves component at file path.
<i>transform</i>	Transforms input data by selecting features. If the component_obj does not have a transform method, will raise an MethodPropertyNotFoundError exception.
<i>update_parameters</i>	Updates the parameter dictionary of the component.

#### **clone**(*self*)

Constructs a new component with the same parameters and random state.

**Returns** A new instance of this component with identical parameters and random state.

#### **default\_parameters**(*cls*)

Returns the default parameters for this component.

Our convention is that `Component.default_parameters == Component().parameters`.

**Returns** Default parameters for this component.

**Return type** dict

**describe**(*self*, *print\_name=False*, *return\_dict=False*)

Describe a component and its parameters.

**Parameters**

- **print\_name** (*bool*, *optional*) – whether to print name of component
- **return\_dict** (*bool*, *optional*) – whether to return description as dictionary in the format {"name": name, "parameters": parameters}

**Returns** Returns dictionary if return\_dict is True, else None.

**Return type** None or dict

**fit**(*self*, *X*, *y=None*)

Fits component to data.

**Parameters**

- **X** (*pd.DataFrame*) – The input training data of shape [n\_samples, n\_features]
- **y** (*pd.Series*, *optional*) – The target training data of length [n\_samples]

**Returns** self

**Raises** **MethodPropertyNotFoundError** – If component does not have a fit method or a component\_obj that implements fit.

**fit\_transform**(*self*, *X*, *y=None*)

Fit and transform data using the feature selector.

**Parameters**

- **X** (*pd.DataFrame*) – The input training data of shape [n\_samples, n\_features].
- **y** (*pd.Series*, *optional*) – The target training data of length [n\_samples].

**Returns** Transformed data.

**Return type** pd.DataFrame

**get\_names**(*self*)

Get names of selected features.

**Returns** List of the names of features selected.

**Return type** list[str]

**static load**(*file\_path*)

Loads component at file path.

**Parameters** **file\_path** (*str*) – Location to load file.

**Returns** ComponentBase object

**needs\_fitting**(*self*)

Returns boolean determining if component needs fitting before calling predict, predict\_proba, transform, or feature\_importances.

This can be overridden to False for components that do not need to be fit or whose fit methods do nothing.

**Returns** True.

**property** `parameters(self)`

Returns the parameters which were used to initialize the component.

**save**(*self*, *file\_path*, *pickle\_protocol=cloudpickle.DEFAULT\_PROTOCOL*)

Saves component at file path.

**Parameters**

- **file\_path** (*str*) – Location to save file.
- **pickle\_protocol** (*int*) – The pickle data stream format.

**transform**(*self*, *X*, *y=None*)

Transforms input data by selecting features. If the component\_obj does not have a transform method, will raise an `MethodPropertyNotFoundError` exception.

**Parameters**

- **X** (*pd.DataFrame*) – Data to transform.
- **y** (*pd.Series*, *optional*) – Target data. Ignored.

**Returns** Transformed X

**Return type** `pd.DataFrame`

**Raises** **MethodPropertyNotFoundError** – If feature selector does not have a transform method or a component\_obj that implements transform

**update\_parameters**(*self*, *update\_dict*, *reset\_fit=True*)

Updates the parameter dictionary of the component.

**Parameters**

- **update\_dict** (*dict*) – A dict of parameters to update.
- **reset\_fit** (*bool*, *optional*) – If True, will set `_is_fitted` to False.

**class** `evalml.pipelines.SimpleImputer(impute_strategy='most_frequent', fill_value=None, random_seed=0, **kwargs)`

Imputes missing data according to a specified imputation strategy. Natural language columns are ignored.

**Parameters**

- **impute\_strategy** (*string*) – Impute strategy to use. Valid values include “mean”, “median”, “most\_frequent”, “constant” for numerical data, and “most\_frequent”, “constant” for object data types.
- **fill\_value** (*string*) – When `impute_strategy == “constant”`, `fill_value` is used to replace missing data. Defaults to 0 when imputing numerical data and “missing\_value” for strings or object data types.
- **random\_seed** (*int*) – Seed for the random number generator. Defaults to 0.

**Attributes**



<b>hyper-parameter_ranges</b>	{ "impute_strategy": ["mean", "median", "most_frequent"] }
<b>is_multiseries</b>	False
<b>modifies_features</b>	True
<b>modifies_target</b>	False
<b>name</b>	Simple Imputer
<b>training_only</b>	False

## Methods

<i>clone</i>	Constructs a new component with the same parameters and random state.
<i>default_parameters</i>	Returns the default parameters for this component.
<i>describe</i>	Describe a component and its parameters.
<i>fit</i>	Fits imputer to data. 'None' values are converted to np.nan before imputation and are treated as the same.
<i>fit_transform</i>	Fits on X and transforms X.
<i>load</i>	Loads component at file path.
<i>needs_fitting</i>	Returns boolean determining if component needs fitting before calling predict, predict_proba, transform, or feature_importances.
<i>parameters</i>	Returns the parameters which were used to initialize the component.
<i>save</i>	Saves component at file path.
<i>transform</i>	Transforms input by imputing missing values. 'None' and np.nan values are treated as the same.
<i>update_parameters</i>	Updates the parameter dictionary of the component.

### **clone**(*self*)

Constructs a new component with the same parameters and random state.

**Returns** A new instance of this component with identical parameters and random state.

### **default\_parameters**(*cls*)

Returns the default parameters for this component.

Our convention is that `Component.default_parameters == Component().parameters`.

**Returns** Default parameters for this component.

**Return type** dict

### **describe**(*self*, *print\_name=False*, *return\_dict=False*)

Describe a component and its parameters.

#### Parameters

- **print\_name** (*bool*, *optional*) – whether to print name of component
- **return\_dict** (*bool*, *optional*) – whether to return description as dictionary in the format {"name": name, "parameters": parameters}

**Returns** Returns dictionary if `return_dict` is `True`, else `None`.

**Return type** `None` or `dict`

**fit**(*self*, *X*, *y=None*)

Fits imputer to data. 'None' values are converted to `np.nan` before imputation and are treated as the same.

**Parameters**

- **X** (*pd.DataFrame* or *np.ndarray*) – the input training data of shape `[n_samples, n_features]`
- **y** (*pd.Series*, *optional*) – the target training data of length `[n_samples]`

**Returns** `self`

**Raises** **ValueError** – if the `SimpleImputer` receives a dataframe with both Boolean and Categorical data.

**fit\_transform**(*self*, *X*, *y=None*)

Fits on *X* and transforms *X*.

**Parameters**

- **X** (*pd.DataFrame*) – Data to fit and transform
- **y** (*pd.Series*, *optional*) – Target data.

**Returns** Transformed *X*

**Return type** `pd.DataFrame`

**static load**(*file\_path*)

Loads component at file path.

**Parameters** **file\_path** (*str*) – Location to load file.

**Returns** `ComponentBase` object

**needs\_fitting**(*self*)

Returns boolean determining if component needs fitting before calling `predict`, `predict_proba`, `transform`, or `feature_importances`.

This can be overridden to `False` for components that do not need to be fit or whose fit methods do nothing.

**Returns** `True`.

**property parameters**(*self*)

Returns the parameters which were used to initialize the component.

**save**(*self*, *file\_path*, *pickle\_protocol=cloudpickle.DEFAULT\_PROTOCOL*)

Saves component at file path.

**Parameters**

- **file\_path** (*str*) – Location to save file.
- **pickle\_protocol** (*int*) – The pickle data stream format.

**transform**(*self*, *X*, *y=None*)

Transforms input by imputing missing values. 'None' and `np.nan` values are treated as the same.

**Parameters**

- **X** (*pd.DataFrame*) – Data to transform.

- `y` (`pd.Series`, *optional*) – Ignored.

**Returns** Transformed X

**Return type** `pd.DataFrame`

**update\_parameters**(*self*, *update\_dict*, *reset\_fit=True*)

Updates the parameter dictionary of the component.

**Parameters**

- **update\_dict** (*dict*) – A dict of parameters to update.
- **reset\_fit** (*bool*, *optional*) – If True, will set `_is_fitted` to False.

**class** `evalml.pipelines.StackedEnsembleBase`(*final\_estimator=None*, *n\_jobs=-1*, *random\_seed=0*, *\*\*kwargs*)

Stacked Ensemble Base Class.

**Parameters**

- **final\_estimator** (*Estimator* or *subclass*) – The estimator used to combine the base estimators.
- **n\_jobs** (*int* or *None*) – Integer describing level of parallelism used for pipelines. None and 1 are equivalent. If set to -1, all CPUs are used. For `n_jobs` greater than -1, (`n_cpus + 1 + n_jobs`) are used. Defaults to -1. - Note: there could be some multi-process errors thrown for values of `n_jobs != 1`. If this is the case, please use `n_jobs = 1`.
- **random\_seed** (*int*) – Seed for the random number generator. Defaults to 0.

**Attributes**

<b>is_multiseries</b>	False
<b>model_family</b>	ModelFamily.ENSEMBLE
<b>modifies_features</b>	True
<b>modifies_target</b>	False
<b>training_only</b>	False

**Methods**

<code>clone</code>	Constructs a new component with the same parameters and random state.
<code>default_parameters</code>	Returns the default parameters for stacked ensemble classes.
<code>describe</code>	Describe a component and its parameters.
<code>feature_importance</code>	Not implemented for StackedEnsembleClassifier and StackedEnsembleRegressor.
<code>fit</code>	Fits estimator to data.
<code>get_prediction_intervals</code>	Find the prediction intervals using the fitted regressor.
<code>load</code>	Loads component at file path.
<code>name</code>	Returns string name of this component.
<code>needs_fitting</code>	Returns boolean determining if component needs fitting before calling predict, predict_proba, transform, or feature_importances.
<code>parameters</code>	Returns the parameters which were used to initialize the component.
<code>predict</code>	Make predictions using selected features.
<code>predict_proba</code>	Make probability estimates for labels.
<code>save</code>	Saves component at file path.
<code>supported_problem_types</code>	Problem types this estimator supports.
<code>update_parameters</code>	Updates the parameter dictionary of the component.

**clone(self)**

Constructs a new component with the same parameters and random state.

**Returns** A new instance of this component with identical parameters and random state.

**default\_parameters(cls)**

Returns the default parameters for stacked ensemble classes.

**Returns** default parameters for this component.

**Return type** dict

**describe(self, print\_name=False, return\_dict=False)**

Describe a component and its parameters.

**Parameters**

- **print\_name** (*bool, optional*) – whether to print name of component
- **return\_dict** (*bool, optional*) – whether to return description as dictionary in the format {"name": name, "parameters": parameters}

**Returns** Returns dictionary if return\_dict is True, else None.

**Return type** None or dict

**property feature\_importance(self)**

Not implemented for StackedEnsembleClassifier and StackedEnsembleRegressor.

**fit(self, X: pandas.DataFrame, y: Optional[pandas.Series] = None)**

Fits estimator to data.

**Parameters**

- **X** (*pd.DataFrame*) – The input training data of shape [n\_samples, n\_features].

- **y** (*pd.Series*, *optional*) – The target training data of length [n\_samples].

**Returns** self

**get\_prediction\_intervals**(*self*, *X*: *pandas.DataFrame*, *y*: *Optional[pandas.Series] = None*, *coverage*: *List[float] = None*, *predictions*: *pandas.Series = None*) → Dict[str, *pandas.Series*]

Find the prediction intervals using the fitted regressor.

This function takes the predictions of the fitted estimator and calculates the rolling standard deviation across all predictions using a window size of 5. The lower and upper predictions are determined by taking the percent point (quantile) function of the lower tail probability at each bound multiplied by the rolling standard deviation.

**Parameters**

- **X** (*pd.DataFrame*) – Data of shape [n\_samples, n\_features].
- **y** (*pd.Series*) – Target data. Ignored.
- **coverage** (*list[float]*) – A list of floats between the values 0 and 1 that the upper and lower bounds of the prediction interval should be calculated for.
- **predictions** (*pd.Series*) – Optional list of predictions to use. If None, will generate predictions using *X*.

**Returns** Prediction intervals, keys are in the format {coverage}\_lower or {coverage}\_upper.

**Return type** dict

**Raises** **MethodPropertyNotFoundError** – If the estimator does not support Time Series Regression as a problem type.

**static load**(*file\_path*)

Loads component at file path.

**Parameters** **file\_path** (*str*) – Location to load file.

**Returns** ComponentBase object

**property name**(*cls*)

Returns string name of this component.

**needs\_fitting**(*self*)

Returns boolean determining if component needs fitting before calling predict, predict\_proba, transform, or feature\_importances.

This can be overridden to False for components that do not need to be fit or whose fit methods do nothing.

**Returns** True.

**property parameters**(*self*)

Returns the parameters which were used to initialize the component.

**predict**(*self*, *X*: *pandas.DataFrame*) → *pandas.Series*

Make predictions using selected features.

**Parameters** **X** (*pd.DataFrame*) – Data of shape [n\_samples, n\_features].

**Returns** Predicted values.

**Return type** *pd.Series*

**Raises** **MethodPropertyNotFoundError** – If estimator does not have a predict method or a component\_obj that implements predict.

**predict\_proba**(*self*, *X*: *pandas.DataFrame*) → *pandas.Series*

Make probability estimates for labels.

**Parameters** *X* (*pd.DataFrame*) – Features.

**Returns** Probability estimates.

**Return type** *pd.Series*

**Raises** **MethodPropertyNotFoundError** – If estimator does not have a `predict_proba` method or a `component_obj` that implements `predict_proba`.

**save**(*self*, *file\_path*, *pickle\_protocol=cloudpickle.DEFAULT\_PROTOCOL*)

Saves component at file path.

**Parameters**

- **file\_path** (*str*) – Location to save file.
- **pickle\_protocol** (*int*) – The pickle data stream format.

**property supported\_problem\_types**(*cls*)

Problem types this estimator supports.

**update\_parameters**(*self*, *update\_dict*, *reset\_fit=True*)

Updates the parameter dictionary of the component.

**Parameters**

- **update\_dict** (*dict*) – A dict of parameters to update.
- **reset\_fit** (*bool*, *optional*) – If True, will set `_is_fitted` to False.

**class** `evalml.pipelines.StackedEnsembleClassifier`(*final\_estimator=None*, *n\_jobs=-1*, *random\_seed=0*, *\*\*kwargs*)

Stacked Ensemble Classifier.

**Parameters**

- **final\_estimator** (*Estimator or subclass*) – The classifier used to combine the base estimators. If None, uses `ElasticNetClassifier`.
- **n\_jobs** (*int or None*) – Integer describing level of parallelism used for pipelines. None and 1 are equivalent. If set to -1, all CPUs are used. For `n_jobs` below -1, (`n_cpus + 1 + n_jobs`) are used. Defaults to -1. - Note: there could be some multi-process errors thrown for values of `n_jobs != 1`. If this is the case, please use `n_jobs = 1`.
- **random\_seed** (*int*) – Seed for the random number generator. Defaults to 0.

## Example

```
>>> from evalml.pipelines.component_graph import ComponentGraph
>>> from evalml.pipelines.components.estimators.classifiers.decision_tree_
↳ classifier import DecisionTreeClassifier
>>> from evalml.pipelines.components.estimators.classifiers.elasticnet_classifier_
↳ import ElasticNetClassifier
...
>>> component_graph = {
...     "Decision Tree": [DecisionTreeClassifier(random_seed=3), "X", "y"],
...     "Decision Tree B": [DecisionTreeClassifier(random_seed=4), "X", "y"],
```

(continues on next page)

(continued from previous page)

```

...     "Stacked Ensemble": [
...         StackedEnsembleClassifier(n_jobs=1, final_
↪ estimator=DecisionTreeClassifier()),
...         "Decision Tree.x",
...         "Decision Tree B.x",
...         "y",
...     ],
... }
...
>>> cg = ComponentGraph(component_graph)
>>> assert cg.default_parameters == {
...     'Decision Tree Classifier': {'criterion': 'gini',
...                                   'max_features': 'sqrt',
...                                   'max_depth': 6,
...                                   'min_samples_split': 2,
...                                   'min_weight_fraction_leaf': 0.0},
...     'Stacked Ensemble Classifier': {'final_estimator': ElasticNetClassifier,
...                                     'n_jobs': -1}}
...

```

### Attributes

<b>hyper-parameter_ranges</b>	{}
<b>is_multiseries</b>	False
<b>model_family</b>	ModelFamily.ENSEMBLE
<b>modifies_features</b>	True
<b>modifies_target</b>	False
<b>name</b>	Stacked Ensemble Classifier
<b>supported_problem_types</b>	[ ProblemTypes.BINARY, ProblemTypes.MULTICLASS, ProblemTypes.TIME_SERIES_BINARY, ProblemTypes.TIME_SERIES_MULTICLASS,]
<b>training_only</b>	False

### Methods

<code>clone</code>	Constructs a new component with the same parameters and random state.
<code>default_parameters</code>	Returns the default parameters for stacked ensemble classes.
<code>describe</code>	Describe a component and its parameters.
<code>feature_importance</code>	Not implemented for StackedEnsembleClassifier and StackedEnsembleRegressor.
<code>fit</code>	Fits estimator to data.
<code>get_prediction_intervals</code>	Find the prediction intervals using the fitted regressor.
<code>load</code>	Loads component at file path.
<code>needs_fitting</code>	Returns boolean determining if component needs fitting before calling predict, predict_proba, transform, or feature_importances.
<code>parameters</code>	Returns the parameters which were used to initialize the component.
<code>predict</code>	Make predictions using selected features.
<code>predict_proba</code>	Make probability estimates for labels.
<code>save</code>	Saves component at file path.
<code>update_parameters</code>	Updates the parameter dictionary of the component.

**clone**(*self*)

Constructs a new component with the same parameters and random state.

**Returns** A new instance of this component with identical parameters and random state.

**default\_parameters**(*cls*)

Returns the default parameters for stacked ensemble classes.

**Returns** default parameters for this component.

**Return type** dict

**describe**(*self*, *print\_name=False*, *return\_dict=False*)

Describe a component and its parameters.

**Parameters**

- **print\_name** (*bool*, *optional*) – whether to print name of component
- **return\_dict** (*bool*, *optional*) – whether to return description as dictionary in the format {"name": name, "parameters": parameters}

**Returns** Returns dictionary if return\_dict is True, else None.

**Return type** None or dict

**property feature\_importance**(*self*)

Not implemented for StackedEnsembleClassifier and StackedEnsembleRegressor.

**fit**(*self*, *X: pandas.DataFrame*, *y: Optional[pandas.Series] = None*)

Fits estimator to data.

**Parameters**

- **X** (*pd.DataFrame*) – The input training data of shape [n\_samples, n\_features].
- **y** (*pd.Series*, *optional*) – The target training data of length [n\_samples].



**Returns** self

**get\_prediction\_intervals**(*self*, *X*: *pandas.DataFrame*, *y*: *Optional[pandas.Series]* = *None*, *coverage*: *List[float]* = *None*, *predictions*: *pandas.Series* = *None*) → *Dict[str, pandas.Series]*

Find the prediction intervals using the fitted regressor.

This function takes the predictions of the fitted estimator and calculates the rolling standard deviation across all predictions using a window size of 5. The lower and upper predictions are determined by taking the percent point (quantile) function of the lower tail probability at each bound multiplied by the rolling standard deviation.

#### Parameters

- **X** (*pd.DataFrame*) – Data of shape [n\_samples, n\_features].
- **y** (*pd.Series*) – Target data. Ignored.
- **coverage** (*list[float]*) – A list of floats between the values 0 and 1 that the upper and lower bounds of the prediction interval should be calculated for.
- **predictions** (*pd.Series*) – Optional list of predictions to use. If *None*, will generate predictions using *X*.

**Returns** Prediction intervals, keys are in the format {coverage}\_lower or {coverage}\_upper.

**Return type** dict

**Raises** **MethodPropertyNotFoundError** – If the estimator does not support Time Series Regression as a problem type.

**static load**(*file\_path*)

Loads component at file path.

**Parameters** **file\_path** (*str*) – Location to load file.

**Returns** ComponentBase object

**needs\_fitting**(*self*)

Returns boolean determining if component needs fitting before calling predict, predict\_proba, transform, or feature\_importances.

This can be overridden to False for components that do not need to be fit or whose fit methods do nothing.

**Returns** True.

**property parameters**(*self*)

Returns the parameters which were used to initialize the component.

**predict**(*self*, *X*: *pandas.DataFrame*) → *pandas.Series*

Make predictions using selected features.

**Parameters** **X** (*pd.DataFrame*) – Data of shape [n\_samples, n\_features].

**Returns** Predicted values.

**Return type** *pd.Series*

**Raises** **MethodPropertyNotFoundError** – If estimator does not have a predict method or a component\_obj that implements predict.

**predict\_proba**(*self*, *X*: *pandas.DataFrame*) → *pandas.Series*

Make probability estimates for labels.

**Parameters** *X* (*pd.DataFrame*) – Features.

**Returns** Probability estimates.

**Return type** *pd.Series*

**Raises** **MethodPropertyNotFoundError** – If estimator does not have a `predict_proba` method or a `component_obj` that implements `predict_proba`.

**save**(*self*, *file\_path*, *pickle\_protocol*=*cloudpickle.DEFAULT\_PROTOCOL*)

Saves component at file path.

**Parameters**

- **file\_path** (*str*) – Location to save file.
- **pickle\_protocol** (*int*) – The pickle data stream format.

**update\_parameters**(*self*, *update\_dict*, *reset\_fit*=*True*)

Updates the parameter dictionary of the component.

**Parameters**

- **update\_dict** (*dict*) – A dict of parameters to update.
- **reset\_fit** (*bool*, *optional*) – If True, will set `_is_fitted` to False.

**class** `evalml.pipelines.StackedEnsembleRegressor`(*final\_estimator*=*None*, *n\_jobs*=-1, *random\_seed*=0, *\*\*kwargs*)

Stacked Ensemble Regressor.

**Parameters**

- **final\_estimator** (*Estimator* or *subclass*) – The regressor used to combine the base estimators. If None, uses `ElasticNetRegressor`.
- **n\_jobs** (*int* or *None*) – Integer describing level of parallelism used for pipelines. None and 1 are equivalent. If set to -1, all CPUs are used. For `n_jobs` greater than -1, (`n_cpus + 1 + n_jobs`) are used. Defaults to -1. - Note: there could be some multi-process errors thrown for values of `n_jobs` != 1. If this is the case, please use `n_jobs = 1`.
- **random\_seed** (*int*) – Seed for the random number generator. Defaults to 0.

## Example

```
>>> from evalml.pipelines.component_graph import ComponentGraph
>>> from evalml.pipelines.components.estimators.regressors.rf_regressor import RandomForestRegressor
>>> from evalml.pipelines.components.estimators.regressors.elasticnet_regressor import ElasticNetRegressor
...
>>> component_graph = {
...     "Random Forest": [RandomForestRegressor(random_seed=3), "X", "y"],
...     "Random Forest B": [RandomForestRegressor(random_seed=4), "X", "y"],
...     "Stacked Ensemble": [
...         StackedEnsembleRegressor(n_jobs=1, final_
... estimator=RandomForestRegressor()),
```

(continues on next page)

(continued from previous page)

```

...     "Random Forest.x",
...     "Random Forest B.x",
...     "y",
... ],
... }
...
>>> cg = ComponentGraph(component_graph)
>>> assert cg.default_parameters == {
...     'Random Forest Regressor': {'n_estimators': 100,
...                                   'max_depth': 6,
...                                   'n_jobs': -1},
...     'Stacked Ensemble Regressor': {'final_estimator': ElasticNetRegressor,
...                                     'n_jobs': -1}}

```

### Attributes

<b>hyper-parameter_ranges</b>	{}
<b>is_multiseries</b>	False
<b>model_family</b>	ModelFamily.ENSEMBLE
<b>modifies_features</b>	True
<b>modifies_target</b>	False
<b>name</b>	Stacked Ensemble Regressor
<b>supported_problem_types</b>	[ ProblemTypes.REGRESSION, ProblemTypes.TIME_SERIES_REGRESSION,]
<b>training_only</b>	False

### Methods

<code>clone</code>	Constructs a new component with the same parameters and random state.
<code>default_parameters</code>	Returns the default parameters for stacked ensemble classes.
<code>describe</code>	Describe a component and its parameters.
<code>feature_importance</code>	Not implemented for StackedEnsembleClassifier and StackedEnsembleRegressor.
<code>fit</code>	Fits estimator to data.
<code>get_prediction_intervals</code>	Find the prediction intervals using the fitted regressor.
<code>load</code>	Loads component at file path.
<code>needs_fitting</code>	Returns boolean determining if component needs fitting before calling predict, predict_proba, transform, or feature_importances.
<code>parameters</code>	Returns the parameters which were used to initialize the component.
<code>predict</code>	Make predictions using selected features.
<code>predict_proba</code>	Make probability estimates for labels.
<code>save</code>	Saves component at file path.
<code>update_parameters</code>	Updates the parameter dictionary of the component.

**clone**(*self*)

Constructs a new component with the same parameters and random state.

**Returns** A new instance of this component with identical parameters and random state.

**default\_parameters**(*cls*)

Returns the default parameters for stacked ensemble classes.

**Returns** default parameters for this component.

**Return type** dict

**describe**(*self*, *print\_name=False*, *return\_dict=False*)

Describe a component and its parameters.

**Parameters**

- **print\_name** (*bool*, *optional*) – whether to print name of component
- **return\_dict** (*bool*, *optional*) – whether to return description as dictionary in the format {"name": name, "parameters": parameters}

**Returns** Returns dictionary if return\_dict is True, else None.

**Return type** None or dict

**property feature\_importance**(*self*)

Not implemented for StackedEnsembleClassifier and StackedEnsembleRegressor.

**fit**(*self*, *X: pandas.DataFrame*, *y: Optional[pandas.Series] = None*)

Fits estimator to data.

**Parameters**

- **X** (*pd.DataFrame*) – The input training data of shape [n\_samples, n\_features].
- **y** (*pd.Series*, *optional*) – The target training data of length [n\_samples].

**Returns** self

**get\_prediction\_intervals**(*self*, *X*: *pandas.DataFrame*, *y*: *Optional[pandas.Series]* = *None*, *coverage*: *List[float]* = *None*, *predictions*: *pandas.Series* = *None*) → *Dict[str, pandas.Series]*

Find the prediction intervals using the fitted regressor.

This function takes the predictions of the fitted estimator and calculates the rolling standard deviation across all predictions using a window size of 5. The lower and upper predictions are determined by taking the percent point (quantile) function of the lower tail probability at each bound multiplied by the rolling standard deviation.

#### Parameters

- **X** (*pd.DataFrame*) – Data of shape [n\_samples, n\_features].
- **y** (*pd.Series*) – Target data. Ignored.
- **coverage** (*list[float]*) – A list of floats between the values 0 and 1 that the upper and lower bounds of the prediction interval should be calculated for.
- **predictions** (*pd.Series*) – Optional list of predictions to use. If *None*, will generate predictions using *X*.

**Returns** Prediction intervals, keys are in the format {coverage}\_lower or {coverage}\_upper.

**Return type** dict

**Raises** **MethodPropertyNotFoundError** – If the estimator does not support Time Series Regression as a problem type.

**static load**(*file\_path*)

Loads component at file path.

**Parameters** **file\_path** (*str*) – Location to load file.

**Returns** ComponentBase object

**needs\_fitting**(*self*)

Returns boolean determining if component needs fitting before calling predict, predict\_proba, transform, or feature\_importances.

This can be overridden to False for components that do not need to be fit or whose fit methods do nothing.

**Returns** True.

**property parameters**(*self*)

Returns the parameters which were used to initialize the component.

**predict**(*self*, *X*: *pandas.DataFrame*) → *pandas.Series*

Make predictions using selected features.

**Parameters** **X** (*pd.DataFrame*) – Data of shape [n\_samples, n\_features].

**Returns** Predicted values.

**Return type** *pd.Series*

**Raises** **MethodPropertyNotFoundError** – If estimator does not have a predict method or a component\_obj that implements predict.

**predict\_proba**(*self*, *X*: *pandas.DataFrame*) → *pandas.Series*

Make probability estimates for labels.

**Parameters** *X* (*pd.DataFrame*) – Features.

**Returns** Probability estimates.

**Return type** *pd.Series*

**Raises** **MethodPropertyNotFoundError** – If estimator does not have a `predict_proba` method or a `component_obj` that implements `predict_proba`.

**save**(*self*, *file\_path*, *pickle\_protocol*=*cloudpickle.DEFAULT\_PROTOCOL*)

Saves component at file path.

**Parameters**

- **file\_path** (*str*) – Location to save file.
- **pickle\_protocol** (*int*) – The pickle data stream format.

**update\_parameters**(*self*, *update\_dict*, *reset\_fit*=*True*)

Updates the parameter dictionary of the component.

**Parameters**

- **update\_dict** (*dict*) – A dict of parameters to update.
- **reset\_fit** (*bool*, *optional*) – If *True*, will set `_is_fitted` to *False*.

**class** `evalml.pipelines.StandardScaler`(*random\_seed*=0, *\*\*kwargs*)

A transformer that standardizes input features by removing the mean and scaling to unit variance.

**Parameters** **random\_seed** (*int*) – Seed for the random number generator. Defaults to 0.

**Attributes**

<b>hyper-parameter_ranges</b>	{}
<b>is_multiseries</b>	False
<b>modifies_features</b>	True
<b>modifies_target</b>	False
<b>name</b>	Standard Scaler
<b>training_only</b>	False

**Methods**

<code>clone</code>	Constructs a new component with the same parameters and random state.
<code>default_parameters</code>	Returns the default parameters for this component.
<code>describe</code>	Describe a component and its parameters.
<code>fit</code>	Fits the standard scalar on the given data.
<code>fit_transform</code>	Fit and transform data using the standard scaler component.
<code>load</code>	Loads component at file path.
<code>needs_fitting</code>	Returns boolean determining if component needs fitting before calling predict, predict_proba, transform, or feature_importances.
<code>parameters</code>	Returns the parameters which were used to initialize the component.
<code>save</code>	Saves component at file path.
<code>transform</code>	Transform data using the fitted standard scaler.
<code>update_parameters</code>	Updates the parameter dictionary of the component.

**clone(self)**

Constructs a new component with the same parameters and random state.

**Returns** A new instance of this component with identical parameters and random state.

**default\_parameters(cls)**

Returns the default parameters for this component.

Our convention is that `Component.default_parameters == Component().parameters`.

**Returns** Default parameters for this component.

**Return type** dict

**describe(self, print\_name=False, return\_dict=False)**

Describe a component and its parameters.

**Parameters**

- **print\_name** (*bool, optional*) – whether to print name of component
- **return\_dict** (*bool, optional*) – whether to return description as dictionary in the format {"name": name, "parameters": parameters}

**Returns** Returns dictionary if return\_dict is True, else None.

**Return type** None or dict

**fit(self, X, y=None)**

Fits the standard scalar on the given data.

**Parameters**

- **X** (*pd.DataFrame*) – The input training data of shape [n\_samples, n\_features].
- **y** (*pd.Series, optional*) – The target training data of length [n\_samples].

**Returns** self

**fit\_transform(self, X, y=None)**

Fit and transform data using the standard scaler component.

**Parameters**

- **X** (*pd.DataFrame*) – The input training data of shape [n\_samples, n\_features].
- **y** (*pd.Series*, *optional*) – The target training data of length [n\_samples].

**Returns** Transformed data.

**Return type** *pd.DataFrame*

**static load**(*file\_path*)

Loads component at file path.

**Parameters** **file\_path** (*str*) – Location to load file.

**Returns** *ComponentBase* object

**needs\_fitting**(*self*)

Returns boolean determining if component needs fitting before calling predict, predict\_proba, transform, or feature\_importances.

This can be overridden to False for components that do not need to be fit or whose fit methods do nothing.

**Returns** True.

**property parameters**(*self*)

Returns the parameters which were used to initialize the component.

**save**(*self*, *file\_path*, *pickle\_protocol=cloudpickle.DEFAULT\_PROTOCOL*)

Saves component at file path.

**Parameters**

- **file\_path** (*str*) – Location to save file.
- **pickle\_protocol** (*int*) – The pickle data stream format.

**transform**(*self*, *X*, *y=None*)

Transform data using the fitted standard scaler.

**Parameters**

- **X** (*pd.DataFrame*) – The input training data of shape [n\_samples, n\_features].
- **y** (*pd.Series*, *optional*) – The target training data of length [n\_samples].

**Returns** Transformed data.

**Return type** *pd.DataFrame*

**update\_parameters**(*self*, *update\_dict*, *reset\_fit=True*)

Updates the parameter dictionary of the component.

**Parameters**

- **update\_dict** (*dict*) – A dict of parameters to update.
- **reset\_fit** (*bool*, *optional*) – If True, will set *\_is\_fitted* to False.

**class** evalml.pipelines.**SVMClassifier**(*C=1.0*, *kernel='rbf'*, *gamma='auto'*, *probability=True*, *random\_seed=0*, *\*\*kwargs*)

Support Vector Machine Classifier.

**Parameters**

- **C** (*float*) – The regularization parameter. The strength of the regularization is inversely proportional to C. Must be strictly positive. The penalty is a squared l2 penalty. Defaults to 1.0.



- **kernel** (`{ "poly", "rbf", "sigmoid" }`) – Specifies the kernel type to be used in the algorithm. Defaults to “rbf”.
- **gamma** (`{ "scale", "auto" }` or `float`) – Kernel coefficient for “rbf”, “poly” and “sigmoid”. Defaults to “auto”. - If gamma=’scale’ is passed then it uses  $1 / (n\_features * X.var())$  as value of gamma - If “auto” (default), uses  $1 / n\_features$
- **probability** (`boolean`) – Whether to enable probability estimates. Defaults to True.
- **random\_seed** (`int`) – Seed for the random number generator. Defaults to 0.

#### Attributes

<b>hyper-parameter_ranges</b>	{ “C”: Real(0, 10), “kernel”: [“poly”, “rbf”, “sigmoid”], “gamma”: [“scale”, “auto”], }
<b>is_multiseries</b>	False
<b>model_family</b>	ModelFamily.SVM
<b>modifies_features</b>	True
<b>modifies_target</b>	False
<b>name</b>	SVM Classifier
<b>supported_problem_types</b>	[ ProblemTypes.BINARY, ProblemTypes.MULTICLASS, ProblemTypes.TIME_SERIES_BINARY, ProblemTypes.TIME_SERIES_MULTICLASS, ]
<b>training_only</b>	False

#### Methods

<i>clone</i>	Constructs a new component with the same parameters and random state.
<i>default_parameters</i>	Returns the default parameters for this component.
<i>describe</i>	Describe a component and its parameters.
<i>feature_importance</i>	Feature importance only works with linear kernels.
<i>fit</i>	Fits estimator to data.
<i>get_prediction_intervals</i>	Find the prediction intervals using the fitted regressor.
<i>load</i>	Loads component at file path.
<i>needs_fitting</i>	Returns boolean determining if component needs fitting before calling predict, predict_proba, transform, or feature_importances.
<i>parameters</i>	Returns the parameters which were used to initialize the component.
<i>predict</i>	Make predictions using selected features.
<i>predict_proba</i>	Make probability estimates for labels.
<i>save</i>	Saves component at file path.
<i>update_parameters</i>	Updates the parameter dictionary of the component.

#### **clone**(*self*)

Constructs a new component with the same parameters and random state.

**Returns** A new instance of this component with identical parameters and random state.

**default\_parameters(*cls*)**

Returns the default parameters for this component.

Our convention is that `Component.default_parameters == Component().parameters`.

**Returns** Default parameters for this component.

**Return type** dict

**describe(*self*, *print\_name=False*, *return\_dict=False*)**

Describe a component and its parameters.

**Parameters**

- **print\_name** (*bool*, *optional*) – whether to print name of component
- **return\_dict** (*bool*, *optional*) – whether to return description as dictionary in the format {"name": name, "parameters": parameters}

**Returns** Returns dictionary if `return_dict` is `True`, else `None`.

**Return type** None or dict

**property feature\_importance(*self*)**

Feature importance only works with linear kernels.

If the kernel isn't linear, we return a numpy array of zeros.

**Returns** Feature importance of fitted SVM classifier or a numpy array of zeroes if the kernel is not linear.

**fit(*self*, *X: pandas.DataFrame*, *y: Optional[pandas.Series] = None*)**

Fits estimator to data.

**Parameters**

- **X** (*pd.DataFrame*) – The input training data of shape `[n_samples, n_features]`.
- **y** (*pd.Series*, *optional*) – The target training data of length `[n_samples]`.

**Returns** *self*

**get\_prediction\_intervals(*self*, *X: pandas.DataFrame*, *y: Optional[pandas.Series] = None*, *coverage: List[float] = None*, *predictions: pandas.Series = None*) → Dict[str, pandas.Series]**

Find the prediction intervals using the fitted regressor.

This function takes the predictions of the fitted estimator and calculates the rolling standard deviation across all predictions using a window size of 5. The lower and upper predictions are determined by taking the percent point (quantile) function of the lower tail probability at each bound multiplied by the rolling standard deviation.

**Parameters**

- **X** (*pd.DataFrame*) – Data of shape `[n_samples, n_features]`.
- **y** (*pd.Series*) – Target data. Ignored.
- **coverage** (*list[float]*) – A list of floats between the values 0 and 1 that the upper and lower bounds of the prediction interval should be calculated for.
- **predictions** (*pd.Series*) – Optional list of predictions to use. If `None`, will generate predictions using *X*.

**Returns** Prediction intervals, keys are in the format `{coverage}_lower` or `{coverage}_upper`.

**Return type** dict

**Raises** **MethodPropertyNotFoundError** – If the estimator does not support Time Series Regression as a problem type.

**static load**(*file\_path*)

Loads component at file path.

**Parameters** **file\_path** (*str*) – Location to load file.

**Returns** ComponentBase object

**needs\_fitting**(*self*)

Returns boolean determining if component needs fitting before calling predict, predict\_proba, transform, or feature\_importances.

This can be overridden to False for components that do not need to be fit or whose fit methods do nothing.

**Returns** True.

**property parameters**(*self*)

Returns the parameters which were used to initialize the component.

**predict**(*self*, *X*: *pandas.DataFrame*) → *pandas.Series*

Make predictions using selected features.

**Parameters** **X** (*pd.DataFrame*) – Data of shape [n\_samples, n\_features].

**Returns** Predicted values.

**Return type** *pd.Series*

**Raises** **MethodPropertyNotFoundError** – If estimator does not have a predict method or a component\_obj that implements predict.

**predict\_proba**(*self*, *X*: *pandas.DataFrame*) → *pandas.Series*

Make probability estimates for labels.

**Parameters** **X** (*pd.DataFrame*) – Features.

**Returns** Probability estimates.

**Return type** *pd.Series*

**Raises** **MethodPropertyNotFoundError** – If estimator does not have a predict\_proba method or a component\_obj that implements predict\_proba.

**save**(*self*, *file\_path*, *pickle\_protocol*=*cloudpickle.DEFAULT\_PROTOCOL*)

Saves component at file path.

**Parameters**

- **file\_path** (*str*) – Location to save file.
- **pickle\_protocol** (*int*) – The pickle data stream format.

**update\_parameters**(*self*, *update\_dict*, *reset\_fit*=*True*)

Updates the parameter dictionary of the component.

**Parameters**

- **update\_dict** (*dict*) – A dict of parameters to update.
- **reset\_fit** (*bool*, *optional*) – If True, will set *\_is\_fitted* to False.

**class** evalml.pipelines.SVMRegressor(*C=1.0, kernel='rbf', gamma='auto', random\_seed=0, \*\*kwargs*)

Support Vector Machine Regressor.

### Parameters

- **C** (*float*) – The regularization parameter. The strength of the regularization is inversely proportional to C. Must be strictly positive. The penalty is a squared l2 penalty. Defaults to 1.0.
- **kernel** (*{ "poly", "rbf", "sigmoid" }*) – Specifies the kernel type to be used in the algorithm. Defaults to “rbf”.
- **gamma** (*{ "scale", "auto" } or float*) – Kernel coefficient for “rbf”, “poly” and “sigmoid”. Defaults to “auto”. - If gamma=’scale’ is passed then it uses  $1 / (n\_features * X.var())$  as value of gamma - If “auto” (default), uses  $1 / n\_features$
- **random\_seed** (*int*) – Seed for the random number generator. Defaults to 0.

### Attributes

<b>hyper-parameter_ranges</b>	{ “C”: Real(0, 10), “kernel”: [“poly”, “rbf”, “sigmoid”], “gamma”: [“scale”, “auto”], }
<b>is_multiseries</b>	False
<b>model_family</b>	ModelFamily.SVM
<b>modifies_features</b>	True
<b>modifies_target</b>	False
<b>name</b>	SVM Regressor
<b>supported_problem_types</b>	[ ProblemTypes.REGRESSION, ProblemTypes.TIME_SERIES_REGRESSION, ]
<b>training_only</b>	False

### Methods

<i>clone</i>	Constructs a new component with the same parameters and random state.
<i>default_parameters</i>	Returns the default parameters for this component.
<i>describe</i>	Describe a component and its parameters.
<i>feature_importance</i>	Feature importance of fitted SVM regressor.
<i>fit</i>	Fits estimator to data.
<i>get_prediction_intervals</i>	Find the prediction intervals using the fitted regressor.
<i>load</i>	Loads component at file path.
<i>needs_fitting</i>	Returns boolean determining if component needs fitting before calling predict, predict_proba, transform, or feature_importances.
<i>parameters</i>	Returns the parameters which were used to initialize the component.
<i>predict</i>	Make predictions using selected features.
<i>predict_proba</i>	Make probability estimates for labels.
<i>save</i>	Saves component at file path.
<i>update_parameters</i>	Updates the parameter dictionary of the component.

**clone(self)**

Constructs a new component with the same parameters and random state.

**Returns** A new instance of this component with identical parameters and random state.

**default\_parameters(cls)**

Returns the default parameters for this component.

Our convention is that `Component.default_parameters == Component().parameters`.

**Returns** Default parameters for this component.

**Return type** dict

**describe(self, print\_name=False, return\_dict=False)**

Describe a component and its parameters.

**Parameters**

- **print\_name** (*bool, optional*) – whether to print name of component
- **return\_dict** (*bool, optional*) – whether to return description as dictionary in the format {"name": name, "parameters": parameters}

**Returns** Returns dictionary if return\_dict is True, else None.

**Return type** None or dict

**property feature\_importance(self)**

Feature importance of fitted SVM regresor.

Only works with linear kernels. If the kernel isn't linear, we return a numpy array of zeros.

**Returns** The feature importance of the fitted SVM regressor, or an array of zeroes if the kernel is not linear.

**fit(self, X: pandas.DataFrame, y: Optional[pandas.Series] = None)**

Fits estimator to data.

**Parameters**

- **X** (*pd.DataFrame*) – The input training data of shape [n\_samples, n\_features].
- **y** (*pd.Series, optional*) – The target training data of length [n\_samples].

**Returns** self

**get\_prediction\_intervals(self, X: pandas.DataFrame, y: Optional[pandas.Series] = None, coverage: List[float] = None, predictions: pandas.Series = None) → Dict[str, pandas.Series]**

Find the prediction intervals using the fitted regressor.

This function takes the predictions of the fitted estimator and calculates the rolling standard deviation across all predictions using a window size of 5. The lower and upper predictions are determined by taking the percent point (quantile) function of the lower tail probability at each bound multiplied by the rolling standard deviation.

**Parameters**

- **X** (*pd.DataFrame*) – Data of shape [n\_samples, n\_features].
- **y** (*pd.Series*) – Target data. Ignored.
- **coverage** (*list[float]*) – A list of floats between the values 0 and 1 that the upper and lower bounds of the prediction interval should be calculated for.

- **predictions** (*pd.Series*) – Optional list of predictions to use. If None, will generate predictions using *X*.

**Returns** Prediction intervals, keys are in the format {coverage}\_lower or {coverage}\_upper.

**Return type** dict

**Raises** **MethodPropertyNotFoundError** – If the estimator does not support Time Series Regression as a problem type.

**static load**(*file\_path*)

Loads component at file path.

**Parameters** **file\_path** (*str*) – Location to load file.

**Returns** ComponentBase object

**needs\_fitting**(*self*)

Returns boolean determining if component needs fitting before calling predict, predict\_proba, transform, or feature\_importances.

This can be overridden to False for components that do not need to be fit or whose fit methods do nothing.

**Returns** True.

**property parameters**(*self*)

Returns the parameters which were used to initialize the component.

**predict**(*self, X: pandas.DataFrame*) → *pandas.Series*

Make predictions using selected features.

**Parameters** **X** (*pd.DataFrame*) – Data of shape [n\_samples, n\_features].

**Returns** Predicted values.

**Return type** *pd.Series*

**Raises** **MethodPropertyNotFoundError** – If estimator does not have a predict method or a component\_obj that implements predict.

**predict\_proba**(*self, X: pandas.DataFrame*) → *pandas.Series*

Make probability estimates for labels.

**Parameters** **X** (*pd.DataFrame*) – Features.

**Returns** Probability estimates.

**Return type** *pd.Series*

**Raises** **MethodPropertyNotFoundError** – If estimator does not have a predict\_proba method or a component\_obj that implements predict\_proba.

**save**(*self, file\_path, pickle\_protocol=cloudpickle.DEFAULT\_PROTOCOL*)

Saves component at file path.

**Parameters**

- **file\_path** (*str*) – Location to save file.
- **pickle\_protocol** (*int*) – The pickle data stream format.

**update\_parameters**(*self, update\_dict, reset\_fit=True*)

Updates the parameter dictionary of the component.

**Parameters**

- **update\_dict** (*dict*) – A dict of parameters to update.
- **reset\_fit** (*bool*, *optional*) – If True, will set *\_is\_fitted* to False.

**class** evalml.pipelines.**TargetEncoder**(*cols=None*, *smoothing=1*, *handle\_unknown='value'*, *handle\_missing='value'*, *random\_seed=0*, *\*\*kwargs*)

A transformer that encodes categorical features into target encodings.

#### Parameters

- **cols** (*list*) – Columns to encode. If None, all string columns will be encoded, otherwise only the columns provided will be encoded. Defaults to None
- **smoothing** (*float*) – The smoothing factor to apply. The larger this value is, the more influence the expected target value has on the resulting target encodings. Must be strictly larger than 0. Defaults to 1.0
- **handle\_unknown** (*string*) – Determines how to handle unknown categories for a feature encountered. Options are 'value', 'error', and 'return\_nan'. Defaults to 'value', which replaces with the target mean
- **handle\_missing** (*string*) – Determines how to handle missing values encountered during *fit* or *transform*. Options are 'value', 'error', and 'return\_nan'. Defaults to 'value', which replaces with the target mean
- **random\_seed** (*int*) – Seed for the random number generator. Defaults to 0.

#### Attributes

<b>hyper-parameter_ranges</b>	{}
<b>is_multiseries</b>	False
<b>modifies_features</b>	True
<b>modifies_target</b>	False
<b>name</b>	Target Encoder
<b>training_only</b>	False

#### Methods

<code>clone</code>	Constructs a new component with the same parameters and random state.
<code>default_parameters</code>	Returns the default parameters for this component.
<code>describe</code>	Describe a component and its parameters.
<code>fit</code>	Fits the target encoder.
<code>fit_transform</code>	Fit and transform data using the target encoder.
<code>get_feature_names</code>	Return feature names for the input features after fitting.
<code>load</code>	Loads component at file path.
<code>needs_fitting</code>	Returns boolean determining if component needs fitting before calling predict, predict_proba, transform, or feature_importances.
<code>parameters</code>	Returns the parameters which were used to initialize the component.
<code>save</code>	Saves component at file path.
<code>transform</code>	Transform data using the fitted target encoder.
<code>update_parameters</code>	Updates the parameter dictionary of the component.

**clone(self)**

Constructs a new component with the same parameters and random state.

**Returns** A new instance of this component with identical parameters and random state.

**default\_parameters(cls)**

Returns the default parameters for this component.

Our convention is that `Component.default_parameters == Component().parameters`.

**Returns** Default parameters for this component.

**Return type** dict

**describe(self, print\_name=False, return\_dict=False)**

Describe a component and its parameters.

**Parameters**

- **print\_name** (*bool, optional*) – whether to print name of component
- **return\_dict** (*bool, optional*) – whether to return description as dictionary in the format {"name": name, "parameters": parameters}

**Returns** Returns dictionary if return\_dict is True, else None.

**Return type** None or dict

**fit(self, X, y)**

Fits the target encoder.

**Parameters**

- **X** (*pd.DataFrame*) – The input training data of shape [n\_samples, n\_features].
- **y** (*pd.Series, optional*) – The target training data of length [n\_samples].

**Returns** self

**fit\_transform(self, X, y)**

Fit and transform data using the target encoder.



**Parameters**

- **X** (*pd.DataFrame*) – The input training data of shape [n\_samples, n\_features].
- **y** (*pd.Series*, *optional*) – The target training data of length [n\_samples].

**Returns** Transformed data.

**Return type** *pd.DataFrame*

**get\_feature\_names(self)**

Return feature names for the input features after fitting.

**Returns** The feature names after encoding.

**Return type** *np.array*

**static load(file\_path)**

Loads component at file path.

**Parameters** **file\_path** (*str*) – Location to load file.

**Returns** *ComponentBase* object

**needs\_fitting(self)**

Returns boolean determining if component needs fitting before calling predict, predict\_proba, transform, or feature\_importances.

This can be overridden to False for components that do not need to be fit or whose fit methods do nothing.

**Returns** True.

**property parameters(self)**

Returns the parameters which were used to initialize the component.

**save(self, file\_path, pickle\_protocol=cloudpickle.DEFAULT\_PROTOCOL)**

Saves component at file path.

**Parameters**

- **file\_path** (*str*) – Location to save file.
- **pickle\_protocol** (*int*) – The pickle data stream format.

**transform(self, X, y=None)**

Transform data using the fitted target encoder.

**Parameters**

- **X** (*pd.DataFrame*) – The input training data of shape [n\_samples, n\_features].
- **y** (*pd.Series*, *optional*) – The target training data of length [n\_samples].

**Returns** Transformed data.

**Return type** *pd.DataFrame*

**update\_parameters(self, update\_dict, reset\_fit=True)**

Updates the parameter dictionary of the component.

**Parameters**

- **update\_dict** (*dict*) – A dict of parameters to update.
- **reset\_fit** (*bool*, *optional*) – If True, will set *\_is\_fitted* to False.

```
class evalml.pipelines.TimeSeriesBinaryClassificationPipeline(component_graph,
                                                             parameters=None,
                                                             custom_name=None,
                                                             random_seed=0)
```

Pipeline base class for time series binary classification problems.

#### Parameters

- **component\_graph** (*list or dict*) – List of components in order. Accepts strings or ComponentBase subclasses in the list. Note that when duplicate components are specified in a list, the duplicate component names will be modified with the component’s index in the list. For example, the component graph [Imputer, One Hot Encoder, Imputer, Logistic Regression Classifier] will have names [“Imputer”, “One Hot Encoder”, “Imputer\_2”, “Logistic Regression Classifier”]
- **parameters** (*dict*) – Dictionary with component names as keys and dictionary of that component’s parameters as values. An empty dictionary {} implies using all default values for component parameters. Pipeline-level parameters such as time\_index, gap, and max\_delay must be specified with the “pipeline” key. For example: Pipeline(parameters={“pipeline”: {“time\_index”: “Date”, “max\_delay”: 4, “gap”: 2}}).
- **random\_seed** (*int*) – Seed for the random number generator. Defaults to 0.

#### Example

```
>>> pipeline = TimeSeriesBinaryClassificationPipeline(component_graph=["Simple_
↳ Imputer", "Logistic Regression Classifier"],
...                                                    parameters={"Logistic_
↳ Regression Classifier": {"penalty": "elasticnet",
...                          "solver": "liblinear"},
...                                                    "pipeline": {"gap
↳ ": 1, "max_delay": 1, "forecast_horizon": 1, "time_index": "date"}},
...                                                    custom_name="My_
↳ TimeSeriesBinary Pipeline")
...
>>> assert pipeline.custom_name == "My TimeSeriesBinary Pipeline"
>>> assert pipeline.component_graph.component_dict.keys() == {'Simple Imputer',
↳ 'Logistic Regression Classifier'}
...
>>> assert pipeline.parameters == {
...     'Simple Imputer': {'impute_strategy': 'most_frequent', 'fill_value': None},
...     'Logistic Regression Classifier': {'penalty': 'elasticnet',
...                                         'C': 1.0,
...                                         'n_jobs': -1,
...                                         'multi_class': 'auto',
...                                         'solver': 'liblinear'},
...     'pipeline': {'gap': 1, 'max_delay': 1, 'forecast_horizon': 1, 'time_index':
↳ "date"}}
```

#### Attributes

problem_type	None
--------------	------

**Methods**

<code>can_tune_threshold_with_objective</code>	Determine whether the threshold of a binary classification pipeline can be tuned.
<code>classes_</code>	Gets the class names for the pipeline. Will return None before pipeline is fit.
<code>clone</code>	Constructs a new pipeline with the same components, parameters, and random seed.
<code>create_objectives</code>	Create objective instances from a list of strings or objective classes.
<code>custom_name</code>	Custom name of the pipeline.
<code>dates_needed_for_prediction</code>	Return dates needed to forecast the given date in the future.
<code>dates_needed_for_prediction_range</code>	Return dates needed to forecast the given date in the future.
<code>describe</code>	Outputs pipeline details including component parameters.
<code>feature_importance</code>	Importance associated with each feature. Features dropped by the feature selection are excluded.
<code>fit</code>	Fit a time series classification model.
<code>fit_transform</code>	Fit and transform all components in the component graph, if all components are Transformers.
<code>get_component</code>	Returns component by name.
<code>get_hyperparameter_ranges</code>	Returns hyperparameter ranges from all components as a dictionary.
<code>graph</code>	Generate an image representing the pipeline graph.
<code>graph_dict</code>	Generates a dictionary with nodes consisting of the component names and parameters, and edges detailing component relationships. This dictionary is JSON serializable in most cases.
<code>graph_feature_importance</code>	Generate a bar graph of the pipeline's feature importance.
<code>inverse_transform</code>	Apply component <code>inverse_transform</code> methods to estimator predictions in reverse order.
<code>load</code>	Loads pipeline at file path.
<code>model_family</code>	Returns model family of this pipeline.
<code>name</code>	Name of the pipeline.
<code>new</code>	Constructs a new instance of the pipeline with the same component graph but with a different set of parameters. Not to be confused with python's <code>__new__</code> method.
<code>optimize_threshold</code>	Optimize the pipeline threshold given the objective to use. Only used for binary problems with objectives whose thresholds can be tuned.
<code>parameters</code>	Parameter dictionary for this pipeline.
<code>predict</code>	Predict on future data where target is not known.
<code>predict_in_sample</code>	Predict on future data where the target is known, e.g. cross validation.
<code>predict_proba</code>	Predict on future data where the target is unknown.
<code>predict_proba_in_sample</code>	Predict on future data where the target is known, e.g. cross validation.
<code>save</code>	Saves pipeline at file path.

continues on next page

Table 16 – continued from previous page

<i>score</i>	Evaluate model performance on current and additional objectives.
<i>summary</i>	A short summary of the pipeline structure, describing the list of components used.
<i>threshold</i>	Threshold used to make a prediction. Defaults to None.
<i>transform</i>	Transform the input.
<i>transform_all_but_final</i>	Transforms the data by applying all pre-processing components.

**can\_tune\_threshold\_with\_objective**(*self*, *objective*)

Determine whether the threshold of a binary classification pipeline can be tuned.

**Parameters** *objective* (*ObjectiveBase*) – Primary AutoMLSearch objective.

**Returns** True if the pipeline threshold can be tuned.

**Return type** bool

**property classes\_**(*self*)

Gets the class names for the pipeline. Will return None before pipeline is fit.

**clone**(*self*)

Constructs a new pipeline with the same components, parameters, and random seed.

**Returns** A new instance of this pipeline with identical components, parameters, and random seed.

**static create\_objectives**(*objectives*)

Create objective instances from a list of strings or objective classes.

**property custom\_name**(*self*)

Custom name of the pipeline.

**dates\_needed\_for\_prediction**(*self*, *date*)

Return dates needed to forecast the given date in the future.

**Parameters** *date* (*pd.Timestamp*) – Date to forecast in the future.

**Returns** Range of dates needed to forecast the given date.

**Return type** dates\_needed (tuple(*pd.Timestamp*))

**dates\_needed\_for\_prediction\_range**(*self*, *start\_date*, *end\_date*)

Return dates needed to forecast the given date in the future.

**Parameters**

- **start\_date** (*pd.Timestamp*) – Start date of range to forecast in the future.
- **end\_date** (*pd.Timestamp*) – End date of range to forecast in the future.

**Returns** Range of dates needed to forecast the given date.

**Return type** dates\_needed (tuple(*pd.Timestamp*))

**Raises** **ValueError** – If *start\_date* doesn't come before *end\_date*

**describe**(*self*, *return\_dict=False*)

Outputs pipeline details including component parameters.

**Parameters** **return\_dict** (*bool*) – If True, return dictionary of information about pipeline. Defaults to False.

**Returns** Dictionary of all component parameters if *return\_dict* is True, else None.

**Return type** dict

**property feature\_importance**(*self*)

Importance associated with each feature. Features dropped by the feature selection are excluded.

**Returns** Feature names and their corresponding importance

**Return type** pd.DataFrame

**fit**(*self*, *X*, *y*)

Fit a time series classification model.

**Parameters**

- **X** (*pd.DataFrame* or *np.ndarray*) – The input training data of shape [n\_samples, n\_features]
- **y** (*pd.Series*, *np.ndarray*) – The target training labels of length [n\_samples]

**Returns** self

**Raises** **ValueError** – If the number of unique classes in *y* are not appropriate for the type of pipeline.

**fit\_transform**(*self*, *X*, *y*)

Fit and transform all components in the component graph, if all components are Transformers.

**Parameters**

- **X** (*pd.DataFrame*) – Input features of shape [n\_samples, n\_features].
- **y** (*pd.Series*) – The target data of length [n\_samples].

**Returns** Transformed output.

**Return type** pd.DataFrame

**Raises** **ValueError** – If final component is an Estimator.

**get\_component**(*self*, *name*)

Returns component by name.

**Parameters** **name** (*str*) – Name of component.

**Returns** Component to return

**Return type** Component

**get\_hyperparameter\_ranges**(*self*, *custom\_hyperparameters*)

Returns hyperparameter ranges from all components as a dictionary.

**Parameters** **custom\_hyperparameters** (*dict*) – Custom hyperparameters for the pipeline.

**Returns** Dictionary of hyperparameter ranges for each component in the pipeline.

**Return type** dict

**graph**(*self*, *filepath=None*)

Generate an image representing the pipeline graph.

**Parameters** **filepath** (*str*, *optional*) – Path to where the graph should be saved. If set to None (as by default), the graph will not be saved.

**Returns** Graph object that can be directly displayed in Jupyter notebooks.

**Return type** graphviz.Digraph

**Raises**

- **RuntimeError** – If graphviz is not installed.
- **ValueError** – If path is not writeable.

**graph\_dict**(*self*)

Generates a dictionary with nodes consisting of the component names and parameters, and edges detailing component relationships. This dictionary is JSON serializable in most cases.

*x\_edges* specifies from which component feature data is being passed. *y\_edges* specifies from which component target data is being passed. This can be used to build graphs across a variety of visualization tools. Template: {"Nodes": {"component\_name": {"Name": class\_name, "Parameters": parameters\_attributes}, ...}, "x\_edges": [[from\_component\_name, to\_component\_name], [from\_component\_name, to\_component\_name], ...], "y\_edges": [[from\_component\_name, to\_component\_name], [from\_component\_name, to\_component\_name], ...]}

**Returns** A dictionary representing the DAG structure.

**Return type** dag\_dict (dict)

**graph\_feature\_importance**(*self*, *importance\_threshold=0*)

Generate a bar graph of the pipeline's feature importance.

**Parameters** **importance\_threshold** (*float*, *optional*) – If provided, graph features with a permutation importance whose absolute value is larger than *importance\_threshold*. Defaults to zero.

**Returns** A bar graph showing features and their corresponding importance.

**Return type** plotly.Figure

**Raises** **ValueError** – If importance threshold is not valid.

**inverse\_transform**(*self*, *y*)

Apply component *inverse\_transform* methods to estimator predictions in reverse order.

Components that implement *inverse\_transform* are PolynomialDecomposer, LogTransformer, LabelEncoder (tbd).

**Parameters** **y** (*pd.Series*) – Final component features.

**Returns** The inverse transform of the target.

**Return type** pd.Series

**static load**(*file\_path: Union[str, io.BytesIO]*)

Loads pipeline at file path.

**Parameters** **file\_path** (*str/BytesIO*) – load filepath or a BytesIO object.

**Returns** PipelineBase object

**property** `model_family(self)`

Returns model family of this pipeline.

**property** `name(self)`

Name of the pipeline.

**new**(*self*, *parameters*, *random\_seed=0*)

Constructs a new instance of the pipeline with the same component graph but with a different set of parameters. Not to be confused with python's `__new__` method.

#### Parameters

- **parameters** (*dict*) – Dictionary with component names as keys and dictionary of that component's parameters as values. An empty dictionary or None implies using all default values for component parameters. Defaults to None.
- **random\_seed** (*int*) – Seed for the random number generator. Defaults to 0.

**Returns** A new instance of this pipeline with identical components.

**optimize\_threshold**(*self*, *X*, *y*, *y\_pred\_proba*, *objective*)

Optimize the pipeline threshold given the objective to use. Only used for binary problems with objectives whose thresholds can be tuned.

#### Parameters

- **X** (*pd.DataFrame*) – Input features.
- **y** (*pd.Series*) – Input target values.
- **y\_pred\_proba** (*pd.Series*) – The predicted probabilities of the target outputted by the pipeline.
- **objective** (*ObjectiveBase*) – The objective to threshold with. Must have a tunable threshold.

**Raises** **ValueError** – If objective is not optimizable.

**property** `parameters(self)`

Parameter dictionary for this pipeline.

**Returns** Dictionary of all component parameters.

**Return type** dict

**predict**(*self*, *X*, *objective=None*, *X\_train=None*, *y\_train=None*)

Predict on future data where target is not known.

#### Parameters

- **X** (*pd.DataFrame*, or *np.ndarray*) – Data of shape [n\_samples, n\_features].
- **objective** (*Object* or *string*) – The objective to use to make predictions.
- **X\_train** (*pd.DataFrame* or *np.ndarray* or *None*) – Training data.
- **y\_train** (*pd.Series* or *None*) – Training labels.

**Raises** **ValueError** – If *X\_train* and/or *y\_train* are None or if final component is not an Estimator.

**Returns** Predictions.

**predict\_in\_sample**(*self*, *X*, *y*, *X\_train*, *y\_train*, *objective=None*)

Predict on future data where the target is known, e.g. cross validation.

**Parameters**

- **X** (*pd.DataFrame*) – Future data of shape [n\_samples, n\_features].
- **y** (*pd.Series*) – Future target of shape [n\_samples].
- **X\_train** (*pd.DataFrame*) – Data the pipeline was trained on of shape [n\_samples\_train, n\_features].
- **y\_train** (*pd.Series*) – Targets used to train the pipeline of shape [n\_samples\_train].
- **objective** (*ObjectiveBase*, *str*) – Objective used to threshold predicted probabilities, optional. Defaults to None.

**Returns** Estimated labels.

**Return type** *pd.Series*

**Raises** **ValueError** – If objective is not defined for time-series binary classification problems.

**predict\_proba**(*self*, *X*, *X\_train=None*, *y\_train=None*)

Predict on future data where the target is unknown.

**Parameters**

- **X** (*pd.DataFrame* or *np.ndarray*) – Future data of shape [n\_samples, n\_features].
- **X\_train** (*pd.DataFrame*, *np.ndarray*) – Data the pipeline was trained on of shape [n\_samples\_train, n\_features].
- **y\_train** (*pd.Series*, *np.ndarray*) – Targets used to train the pipeline of shape [n\_samples\_train].

**Returns** Estimated probabilities.

**Return type** *pd.Series*

**Raises** **ValueError** – If final component is not an Estimator.

**predict\_proba\_in\_sample**(*self*, *X\_holdout*, *y\_holdout*, *X\_train*, *y\_train*)

Predict on future data where the target is known, e.g. cross validation.

**Parameters**

- **X\_holdout** (*pd.DataFrame* or *np.ndarray*) – Future data of shape [n\_samples, n\_features].
- **y\_holdout** (*pd.Series*, *np.ndarray*) – Future target of shape [n\_samples].
- **X\_train** (*pd.DataFrame*, *np.ndarray*) – Data the pipeline was trained on of shape [n\_samples\_train, n\_features].
- **y\_train** (*pd.Series*, *np.ndarray*) – Targets used to train the pipeline of shape [n\_samples\_train].

**Returns** Estimated probabilities.

**Return type** *pd.Series*

**Raises** **ValueError** – If the final component is not an Estimator.



**save**(*self*, *file\_path*, *pickle\_protocol*=*cloudpickle.DEFAULT\_PROTOCOL*)

Saves pipeline at file path.

**Parameters**

- **file\_path** (*str*) – Location to save file.
- **pickle\_protocol** (*int*) – The pickle data stream format.

**score**(*self*, *X*, *y*, *objectives*, *X\_train*=*None*, *y\_train*=*None*)

Evaluate model performance on current and additional objectives.

**Parameters**

- **X** (*pd.DataFrame* or *np.ndarray*) – Data of shape [n\_samples, n\_features].
- **y** (*pd.Series*) – True labels of length [n\_samples].
- **objectives** (*list*) – Non-empty list of objectives to score on.
- **X\_train** (*pd.DataFrame*, *np.ndarray*) – Data the pipeline was trained on of shape [n\_samples\_train, n\_features].
- **y\_train** (*pd.Series*, *np.ndarray*) – Targets used to train the pipeline of shape [n\_samples\_train].

**Returns** Ordered dictionary of objective scores.

**Return type** dict

**property summary**(*self*)

A short summary of the pipeline structure, describing the list of components used.

Example: Logistic Regression Classifier w/ Simple Imputer + One Hot Encoder

**Returns** A string describing the pipeline structure.

**property threshold**(*self*)

Threshold used to make a prediction. Defaults to None.

**transform**(*self*, *X*, *y*=*None*)

Transform the input.

**Parameters**

- **X** (*pd.DataFrame*, or *np.ndarray*) – Data of shape [n\_samples, n\_features].
- **y** (*pd.Series*) – The target data of length [n\_samples]. Defaults to None.

**Returns** Transformed output.

**Return type** *pd.DataFrame*

**transform\_all\_but\_final**(*self*, *X*, *y*=*None*, *X\_train*=*None*, *y\_train*=*None*, *calculating\_residuals*=*False*)

Transforms the data by applying all pre-processing components.

**Parameters**

- **X** (*pd.DataFrame*) – Input data to the pipeline to transform.
- **y** (*pd.Series*) – Targets corresponding to the pipeline targets.
- **X\_train** (*pd.DataFrame*) – Training data used to generate features from past observations.
- **y\_train** (*pd.Series*) – Training targets used to generate features from past observations.

- **calculating\_residuals** (*bool*) – Whether we’re calling `predict_in_sample` to calculate the residuals. This means the `X` and `y` arguments are not future data, but actually the train data.

**Returns** New transformed features.

**Return type** `pd.DataFrame`

**class** `evalml.pipelines.TimeSeriesClassificationPipeline`(*component\_graph*, *parameters=None*, *custom\_name=None*, *random\_seed=0*)

Pipeline base class for time series classification problems.

#### Parameters

- **component\_graph** (`ComponentGraph`, *list*, *dict*) – `ComponentGraph` instance, list of components in order, or dictionary of components. Accepts strings or `ComponentBase` subclasses in the list. Note that when duplicate components are specified in a list, the duplicate component names will be modified with the component’s index in the list. For example, the component graph [Imputer, One Hot Encoder, Imputer, Logistic Regression Classifier] will have names [“Imputer”, “One Hot Encoder”, “Imputer\_2”, “Logistic Regression Classifier”]
- **parameters** (*dict*) – Dictionary with component names as keys and dictionary of that component’s parameters as values. An empty dictionary `{ }` implies using all default values for component parameters. Pipeline-level parameters such as `time_index`, `gap`, and `max_delay` must be specified with the “pipeline” key. For example: `Pipeline(parameters={“pipeline”: {“time_index”: “Date”, “max_delay”: 4, “gap”: 2}})`.
- **random\_seed** (*int*) – Seed for the random number generator. Defaults to 0.

#### Attributes

<b>problem_type</b>	None
---------------------	------

#### Methods

<code>can_tune_threshold_with_objective</code>	Determine whether the threshold of a binary classification pipeline can be tuned.
<code>classes_</code>	Gets the class names for the pipeline. Will return <code>None</code> before pipeline is fit.
<code>clone</code>	Constructs a new pipeline with the same components, parameters, and random seed.
<code>create_objectives</code>	Create objective instances from a list of strings or objective classes.
<code>custom_name</code>	Custom name of the pipeline.
<code>dates_needed_for_prediction</code>	Return dates needed to forecast the given date in the future.
<code>dates_needed_for_prediction_range</code>	Return dates needed to forecast the given date in the future.
<code>describe</code>	Outputs pipeline details including component parameters.
<code>feature_importance</code>	Importance associated with each feature. Features dropped by the feature selection are excluded.
<code>fit</code>	Fit a time series classification model.

continues on next page

Table 17 – continued from previous page

<code>fit_transform</code>	Fit and transform all components in the component graph, if all components are Transformers.
<code>get_component</code>	Returns component by name.
<code>get_hyperparameter_ranges</code>	Returns hyperparameter ranges from all components as a dictionary.
<code>graph</code>	Generate an image representing the pipeline graph.
<code>graph_dict</code>	Generates a dictionary with nodes consisting of the component names and parameters, and edges detailing component relationships. This dictionary is JSON serializable in most cases.
<code>graph_feature_importance</code>	Generate a bar graph of the pipeline's feature importance.
<code>inverse_transform</code>	Apply component <code>inverse_transform</code> methods to estimator predictions in reverse order.
<code>load</code>	Loads pipeline at file path.
<code>model_family</code>	Returns model family of this pipeline.
<code>name</code>	Name of the pipeline.
<code>new</code>	Constructs a new instance of the pipeline with the same component graph but with a different set of parameters. Not to be confused with python's <code>__new__</code> method.
<code>parameters</code>	Parameter dictionary for this pipeline.
<code>predict</code>	Predict on future data where target is not known.
<code>predict_in_sample</code>	Predict on future data where the target is known, e.g. cross validation.
<code>predict_proba</code>	Predict on future data where the target is unknown.
<code>predict_proba_in_sample</code>	Predict on future data where the target is known, e.g. cross validation.
<code>save</code>	Saves pipeline at file path.
<code>score</code>	Evaluate model performance on current and additional objectives.
<code>summary</code>	A short summary of the pipeline structure, describing the list of components used.
<code>transform</code>	Transform the input.
<code>transform_all_but_final</code>	Transforms the data by applying all pre-processing components.

**`can_tune_threshold_with_objective(self, objective)`**

Determine whether the threshold of a binary classification pipeline can be tuned.

**Parameters** `objective` (*ObjectiveBase*) – Primary AutoMLSearch objective.

**Returns** True if the pipeline threshold can be tuned.

**Return type** bool

**`property classes_(self)`**

Gets the class names for the pipeline. Will return None before pipeline is fit.

**`clone(self)`**

Constructs a new pipeline with the same components, parameters, and random seed.

**Returns** A new instance of this pipeline with identical components, parameters, and random seed.

**static** `create_objectives(objectives)`

Create objective instances from a list of strings or objective classes.

**property** `custom_name(self)`

Custom name of the pipeline.

**dates\_needed\_for\_prediction**(*self*, *date*)

Return dates needed to forecast the given date in the future.

**Parameters** `date` (*pd.Timestamp*) – Date to forecast in the future.

**Returns** Range of dates needed to forecast the given date.

**Return type** `dates_needed` (*tuple(pd.Timestamp)*)

**dates\_needed\_for\_prediction\_range**(*self*, *start\_date*, *end\_date*)

Return dates needed to forecast the given date in the future.

**Parameters**

- **start\_date** (*pd.Timestamp*) – Start date of range to forecast in the future.
- **end\_date** (*pd.Timestamp*) – End date of range to forecast in the future.

**Returns** Range of dates needed to forecast the given date.

**Return type** `dates_needed` (*tuple(pd.Timestamp)*)

**Raises** **ValueError** – If `start_date` doesn't come before `end_date`

**describe**(*self*, *return\_dict=False*)

Outputs pipeline details including component parameters.

**Parameters** **return\_dict** (*bool*) – If True, return dictionary of information about pipeline.  
Defaults to False.

**Returns** Dictionary of all component parameters if `return_dict` is True, else None.

**Return type** `dict`

**property** `feature_importance(self)`

Importance associated with each feature. Features dropped by the feature selection are excluded.

**Returns** Feature names and their corresponding importance

**Return type** *pd.DataFrame*

**fit**(*self*, *X*, *y*)

Fit a time series classification model.

**Parameters**

- **X** (*pd.DataFrame* or *np.ndarray*) – The input training data of shape `[n_samples, n_features]`
- **y** (*pd.Series*, *np.ndarray*) – The target training labels of length `[n_samples]`

**Returns** *self*

**Raises** **ValueError** – If the number of unique classes in *y* are not appropriate for the type of pipeline.

**fit\_transform**(*self*, *X*, *y*)

Fit and transform all components in the component graph, if all components are Transformers.

**Parameters**

- **X** (*pd.DataFrame*) – Input features of shape [n\_samples, n\_features].
- **y** (*pd.Series*) – The target data of length [n\_samples].

**Returns** Transformed output.

**Return type** *pd.DataFrame*

**Raises** **ValueError** – If final component is an Estimator.

**get\_component**(*self*, *name*)

Returns component by name.

**Parameters** **name** (*str*) – Name of component.

**Returns** Component to return

**Return type** Component

**get\_hyperparameter\_ranges**(*self*, *custom\_hyperparameters*)

Returns hyperparameter ranges from all components as a dictionary.

**Parameters** **custom\_hyperparameters** (*dict*) – Custom hyperparameters for the pipeline.

**Returns** Dictionary of hyperparameter ranges for each component in the pipeline.

**Return type** *dict*

**graph**(*self*, *filepath=None*)

Generate an image representing the pipeline graph.

**Parameters** **filepath** (*str*, *optional*) – Path to where the graph should be saved. If set to None (as by default), the graph will not be saved.

**Returns** Graph object that can be directly displayed in Jupyter notebooks.

**Return type** *graphviz.Digraph*

**Raises**

- **RuntimeError** – If graphviz is not installed.
- **ValueError** – If path is not writeable.

**graph\_dict**(*self*)

Generates a dictionary with nodes consisting of the component names and parameters, and edges detailing component relationships. This dictionary is JSON serializable in most cases.

*x\_edges* specifies from which component feature data is being passed. *y\_edges* specifies from which component target data is being passed. This can be used to build graphs across a variety of visualization tools. Template: {"Nodes": {"component\_name": {"Name": class\_name, "Parameters": parameters\_attributes}, ...}, "x\_edges": [[from\_component\_name, to\_component\_name], [from\_component\_name, to\_component\_name], ...], "y\_edges": [[from\_component\_name, to\_component\_name], [from\_component\_name, to\_component\_name], ...]}

**Returns** A dictionary representing the DAG structure.

**Return type** *dag\_dict* (*dict*)

**graph\_feature\_importance**(*self*, *importance\_threshold=0*)

Generate a bar graph of the pipeline's feature importance.

**Parameters** **importance\_threshold** (*float*, *optional*) – If provided, graph features with a permutation importance whose absolute value is larger than *importance\_threshold*. Defaults to zero.

**Returns** A bar graph showing features and their corresponding importance.

**Return type** plotly.Figure

**Raises** **ValueError** – If importance threshold is not valid.

**inverse\_transform**(*self*, *y*)

Apply component *inverse\_transform* methods to estimator predictions in reverse order.

Components that implement *inverse\_transform* are PolynomialDecomposer, LogTransformer, LabelEncoder (tbd).

**Parameters** **y** (*pd.Series*) – Final component features.

**Returns** The inverse transform of the target.

**Return type** *pd.Series*

**static load**(*file\_path: Union[str, io.BytesIO]*)

Loads pipeline at file path.

**Parameters** **file\_path** (*str/BytesIO*) – load filepath or a BytesIO object.

**Returns** PipelineBase object

**property model\_family**(*self*)

Returns model family of this pipeline.

**property name**(*self*)

Name of the pipeline.

**new**(*self*, *parameters*, *random\_seed=0*)

Constructs a new instance of the pipeline with the same component graph but with a different set of parameters. Not to be confused with python's `__new__` method.

**Parameters**

- **parameters** (*dict*) – Dictionary with component names as keys and dictionary of that component's parameters as values. An empty dictionary or None implies using all default values for component parameters. Defaults to None.
- **random\_seed** (*int*) – Seed for the random number generator. Defaults to 0.

**Returns** A new instance of this pipeline with identical components.

**property parameters**(*self*)

Parameter dictionary for this pipeline.

**Returns** Dictionary of all component parameters.

**Return type** *dict*

**predict**(*self*, *X*, *objective=None*, *X\_train=None*, *y\_train=None*)

Predict on future data where target is not known.

**Parameters**

- **X** (*pd.DataFrame*, or *np.ndarray*) – Data of shape `[n_samples, n_features]`.

- **objective** (*Object or string*) – The objective to use to make predictions.
- **X\_train** (*pd.DataFrame or np.ndarray or None*) – Training data.
- **y\_train** (*pd.Series or None*) – Training labels.

**Raises ValueError** – If X\_train and/or y\_train are None or if final component is not an Estimator.

**Returns** Predictions.

**predict\_in\_sample**(*self, X, y, X\_train, y\_train, objective=None*)

Predict on future data where the target is known, e.g. cross validation.

Note: we cast y as ints first to address boolean values that may be returned from calculating predictions which we would not be able to otherwise transform if we originally had integer targets.

#### Parameters

- **X** (*pd.DataFrame or np.ndarray*) – Future data of shape [n\_samples, n\_features].
- **y** (*pd.Series, np.ndarray*) – Future target of shape [n\_samples].
- **X\_train** (*pd.DataFrame, np.ndarray*) – Data the pipeline was trained on of shape [n\_samples\_train, n\_features].
- **y\_train** (*pd.Series, np.ndarray*) – Targets used to train the pipeline of shape [n\_samples\_train].
- **objective** (*ObjectiveBase, str, None*) – Objective used to threshold predicted probabilities, optional.

**Returns** Estimated labels.

**Return type** pd.Series

**Raises ValueError** – If final component is not an Estimator.

**predict\_proba**(*self, X, X\_train=None, y\_train=None*)

Predict on future data where the target is unknown.

#### Parameters

- **X** (*pd.DataFrame or np.ndarray*) – Future data of shape [n\_samples, n\_features].
- **X\_train** (*pd.DataFrame, np.ndarray*) – Data the pipeline was trained on of shape [n\_samples\_train, n\_features].
- **y\_train** (*pd.Series, np.ndarray*) – Targets used to train the pipeline of shape [n\_samples\_train].

**Returns** Estimated probabilities.

**Return type** pd.Series

**Raises ValueError** – If final component is not an Estimator.

**predict\_proba\_in\_sample**(*self, X\_holdout, y\_holdout, X\_train, y\_train*)

Predict on future data where the target is known, e.g. cross validation.

#### Parameters

- **X\_holdout** (*pd.DataFrame or np.ndarray*) – Future data of shape [n\_samples, n\_features].
- **y\_holdout** (*pd.Series, np.ndarray*) – Future target of shape [n\_samples].

- **X\_train** (*pd.DataFrame*, *np.ndarray*) – Data the pipeline was trained on of shape [n\_samples\_train, n\_features].
- **y\_train** (*pd.Series*, *np.ndarray*) – Targets used to train the pipeline of shape [n\_samples\_train].

**Returns** Estimated probabilities.

**Return type** *pd.Series*

**Raises** **ValueError** – If the final component is not an Estimator.

**save**(*self*, *file\_path*, *pickle\_protocol=cloudpickle.DEFAULT\_PROTOCOL*)

Saves pipeline at file path.

**Parameters**

- **file\_path** (*str*) – Location to save file.
- **pickle\_protocol** (*int*) – The pickle data stream format.

**score**(*self*, *X*, *y*, *objectives*, *X\_train=None*, *y\_train=None*)

Evaluate model performance on current and additional objectives.

**Parameters**

- **X** (*pd.DataFrame* or *np.ndarray*) – Data of shape [n\_samples, n\_features].
- **y** (*pd.Series*) – True labels of length [n\_samples].
- **objectives** (*list*) – Non-empty list of objectives to score on.
- **X\_train** (*pd.DataFrame*, *np.ndarray*) – Data the pipeline was trained on of shape [n\_samples\_train, n\_features].
- **y\_train** (*pd.Series*, *np.ndarray*) – Targets used to train the pipeline of shape [n\_samples\_train].

**Returns** Ordered dictionary of objective scores.

**Return type** *dict*

**property summary**(*self*)

A short summary of the pipeline structure, describing the list of components used.

Example: Logistic Regression Classifier w/ Simple Imputer + One Hot Encoder

**Returns** A string describing the pipeline structure.

**transform**(*self*, *X*, *y=None*)

Transform the input.

**Parameters**

- **X** (*pd.DataFrame*, or *np.ndarray*) – Data of shape [n\_samples, n\_features].
- **y** (*pd.Series*) – The target data of length [n\_samples]. Defaults to None.

**Returns** Transformed output.

**Return type** *pd.DataFrame*

**transform\_all\_but\_final**(*self*, *X*, *y=None*, *X\_train=None*, *y\_train=None*, *calculating\_residuals=False*)

Transforms the data by applying all pre-processing components.

**Parameters**



- **X** (*pd.DataFrame*) – Input data to the pipeline to transform.
- **y** (*pd.Series*) – Targets corresponding to the pipeline targets.
- **X\_train** (*pd.DataFrame*) – Training data used to generate features from past observations.
- **y\_train** (*pd.Series*) – Training targets used to generate features from past observations.
- **calculating\_residuals** (*bool*) – Whether we’re calling `predict_in_sample` to calculate the residuals. This means the X and y arguments are not future data, but actually the train data.

**Returns** New transformed features.

**Return type** *pd.DataFrame*

```
class evalml.pipelines.TimeSeriesFeaturizer(time_index=None, max_delay=2, gap=0,
                                           forecast_horizon=1, conf_level=0.05,
                                           rolling_window_size=0.25, delay_features=True,
                                           delay_target=True, random_seed=0, **kwargs)
```

Transformer that delays input features and target variable for time series problems.

This component uses an algorithm based on the autocorrelation values of the target variable to determine which lags to select from the set of all possible lags.

The algorithm is based on the idea that the local maxima of the autocorrelation function indicate the lags that have the most impact on the present time.

The algorithm computes the autocorrelation values and finds the local maxima, called “peaks”, that are significant at the given `conf_level`. Since lags in the range `[0, 10]` tend to be predictive but not local maxima, the union of the peaks is taken with the significant lags in the range `[0, 10]`. At the end, only selected lags in the range `[0, max_delay]` are used.

Parametrizing the algorithm by `conf_level` lets the `AutoMLAlgorithm` tune the set of lags chosen so that the chances of finding a good set of lags is higher.

Using `conf_level` value of 1 selects all possible lags.

#### Parameters

- **time\_index** (*str*) – Name of the column containing the datetime information used to order the data. Ignored.
- **max\_delay** (*int*) – Maximum number of time units to delay each feature. Defaults to 2.
- **forecast\_horizon** (*int*) – The number of time periods the pipeline is expected to forecast.
- **conf\_level** (*float*) – Float in range `(0, 1]` that determines the confidence interval size used to select which lags to compute from the set of `[1, max_delay]`. A delay of 1 will always be computed. If 1, selects all possible lags in the set of `[1, max_delay]`, inclusive.
- **rolling\_window\_size** (*float*) – Float in range `(0, 1]` that determines the size of the window used for rolling features. Size is computed as `rolling_window_size * max_delay`.
- **delay\_features** (*bool*) – Whether to delay the input features. Defaults to `True`.
- **delay\_target** (*bool*) – Whether to delay the target. Defaults to `True`.
- **gap** (*int*) – The number of time units between when the features are collected and when the target is collected. For example, if you are predicting the next time step’s target, `gap=1`. This is only needed because when `gap=0`, we need to be sure to start the lagging of the target variable at 1. Defaults to 1.

- **random\_seed** (*int*) – Seed for the random number generator. This transformer performs the same regardless of the random seed provided.

#### Attributes

<b>df_colname_prefix</b>	target_delay_{} ( <i>str</i> )
<b>hyper-parameter_ranges</b>	Real(0.001, 1.0), “rolling_window_size”: Real(0.001, 1.0)}:type: {“conf_level”
<b>is_multiseries</b>	False
<b>modifies_features</b>	True
<b>modifies_target</b>	False
<b>name</b>	Time Series Featurizer
<b>needs_fitting</b>	True
<b>target_colname_prefix</b>	target_delay_{} ( <i>str</i> )
<b>training_only</b>	False

#### Methods

<i>clone</i>	Constructs a new component with the same parameters and random state.
<i>default_parameters</i>	Returns the default parameters for this component.
<i>describe</i>	Describe a component and its parameters.
<i>fit</i>	Fits the DelayFeatureTransformer.
<i>fit_transform</i>	Fit the component and transform the input data.
<i>load</i>	Loads component at file path.
<i>parameters</i>	Returns the parameters which were used to initialize the component.
<i>save</i>	Saves component at file path.
<i>transform</i>	Computes the delayed values and rolling means for X and y.
<i>update_parameters</i>	Updates the parameter dictionary of the component.

#### **clone**(*self*)

Constructs a new component with the same parameters and random state.

**Returns** A new instance of this component with identical parameters and random state.

#### **default\_parameters**(*cls*)

Returns the default parameters for this component.

Our convention is that `Component.default_parameters == Component().parameters`.

**Returns** Default parameters for this component.

**Return type** dict

#### **describe**(*self*, *print\_name=False*, *return\_dict=False*)

Describe a component and its parameters.

**Parameters**

- **print\_name** (*bool*, *optional*) – whether to print name of component
- **return\_dict** (*bool*, *optional*) – whether to return description as dictionary in the format {"name": name, "parameters": parameters}

**Returns** Returns dictionary if return\_dict is True, else None.

**Return type** None or dict

**fit**(*self*, *X*, *y=None*)

Fits the DelayFeatureTransformer.

**Parameters**

- **X** (*pd.DataFrame* or *np.ndarray*) – The input training data of shape [n\_samples, n\_features]
- **y** (*pd.Series*, *optional*) – The target training data of length [n\_samples]

**Returns** self

**Raises** **ValueError** – if self.time\_index is None

**fit\_transform**(*self*, *X*, *y=None*)

Fit the component and transform the input data.

**Parameters**

- **X** (*pd.DataFrame*) – Data to transform.
- **y** (*pd.Series*, or *None*) – Target.

**Returns** Transformed X.

**Return type** pd.DataFrame

**static load**(*file\_path*)

Loads component at file path.

**Parameters** **file\_path** (*str*) – Location to load file.

**Returns** ComponentBase object

**property parameters**(*self*)

Returns the parameters which were used to initialize the component.

**save**(*self*, *file\_path*, *pickle\_protocol=cloudpickle.DEFAULT\_PROTOCOL*)

Saves component at file path.

**Parameters**

- **file\_path** (*str*) – Location to save file.
- **pickle\_protocol** (*int*) – The pickle data stream format.

**transform**(*self*, *X*, *y=None*)

Computes the delayed values and rolling means for X and y.

The chosen delays are determined by the autocorrelation function of the target variable. See the class docstring for more information on how they are chosen. If y is None, all possible lags are chosen.

If y is not None, it will also compute the delayed values for the target variable.

The rolling means for all numeric features in X and y, if y is numeric, are also returned.

**Parameters**

- **X** (*pd.DataFrame* or *None*) – Data to transform. *None* is expected when only the target variable is being used.
- **y** (*pd.Series*, or *None*) – Target.

**Returns** Transformed X. No original features are returned.

**Return type** *pd.DataFrame*

**update\_parameters**(*self*, *update\_dict*, *reset\_fit=True*)

Updates the parameter dictionary of the component.

#### Parameters

- **update\_dict** (*dict*) – A dict of parameters to update.
- **reset\_fit** (*bool*, *optional*) – If *True*, will set *\_is\_fitted* to *False*.

```
class evalml.pipelines.TimeSeriesImputer(categorical_impute_strategy='forwards_fill',
                                         numeric_impute_strategy='interpolate',
                                         target_impute_strategy='forwards_fill', random_seed=0,
                                         **kwargs)
```

Imputes missing data according to a specified timeseries-specific imputation strategy.

This Transformer should be used after the *TimeSeriesRegularizer* in order to impute the missing values that were added to X and y (if passed).

#### Parameters

- **categorical\_impute\_strategy** (*string*) – Impute strategy to use for string, object, boolean, categorical dtypes. Valid values include “backwards\_fill” and “forwards\_fill”. Defaults to “forwards\_fill”.
- **numeric\_impute\_strategy** (*string*) – Impute strategy to use for numeric columns. Valid values include “backwards\_fill”, “forwards\_fill”, and “interpolate”. Defaults to “interpolate”.
- **target\_impute\_strategy** (*string*) – Impute strategy to use for the target column. Valid values include “backwards\_fill”, “forwards\_fill”, and “interpolate”. Defaults to “forwards\_fill”.
- **random\_seed** (*int*) – Seed for the random number generator. Defaults to 0.

**Raises ValueError** – If *categorical\_impute\_strategy*, *numeric\_impute\_strategy*, or *target\_impute\_strategy* is not one of the valid values.

#### Attributes

<b>hyper-parameter_ranges</b>	{ “categorical_impute_strategy”: [“backwards_fill”, “forwards_fill”], “numeric_impute_strategy”: [“backwards_fill”, “forwards_fill”, “interpolate”], “target_impute_strategy”: [“backwards_fill”, “forwards_fill”, “interpolate”], }
<b>is_multiseries</b>	False
<b>modifies_features</b>	True
<b>modifies_target</b>	True
<b>name</b>	Time Series Imputer
<b>training_only</b>	True

#### Methods

<code>clone</code>	Constructs a new component with the same parameters and random state.
<code>default_parameters</code>	Returns the default parameters for this component.
<code>describe</code>	Describe a component and its parameters.
<code>fit</code>	Fits imputer to data.
<code>fit_transform</code>	Fits on X and transforms X.
<code>load</code>	Loads component at file path.
<code>needs_fitting</code>	Returns boolean determining if component needs fitting before calling predict, predict_proba, transform, or feature_importances.
<code>parameters</code>	Returns the parameters which were used to initialize the component.
<code>save</code>	Saves component at file path.
<code>transform</code>	Transforms data X by imputing missing values using specified timeseries-specific strategies. 'None' values are converted to np.nan before imputation and are treated as the same.
<code>update_parameters</code>	Updates the parameter dictionary of the component.

**clone(self)**

Constructs a new component with the same parameters and random state.

**Returns** A new instance of this component with identical parameters and random state.

**default\_parameters(cls)**

Returns the default parameters for this component.

Our convention is that `Component.default_parameters == Component().parameters`.

**Returns** Default parameters for this component.

**Return type** dict

**describe(self, print\_name=False, return\_dict=False)**

Describe a component and its parameters.

**Parameters**

- **print\_name** (*bool, optional*) – whether to print name of component
- **return\_dict** (*bool, optional*) – whether to return description as dictionary in the format {"name": name, "parameters": parameters}

**Returns** Returns dictionary if return\_dict is True, else None.

**Return type** None or dict

**fit(self, X, y=None)**

Fits imputer to data.

'None' values are converted to np.nan before imputation and are treated as the same. If a value is missing at the beginning or end of a column, that value will be imputed using backwards fill or forwards fill as necessary, respectively.

**Parameters**

- **X** (*pd.DataFrame, np.ndarray*) – The input training data of shape [n\_samples, n\_features]
- **y** (*pd.Series, optional*) – The target training data of length [n\_samples]

**Returns** `self`

**fit\_transform**(*self*, *X*, *y=None*)

Fits on *X* and transforms *X*.

**Parameters**

- **X** (*pd.DataFrame*) – Data to fit and transform.
- **y** (*pd.Series*) – Target data.

**Returns** Transformed *X*.

**Return type** *pd.DataFrame*

**Raises** **MethodPropertyNotFoundError** – If transformer does not have a transform method or a `component_obj` that implements transform.

**static load**(*file\_path*)

Loads component at file path.

**Parameters** **file\_path** (*str*) – Location to load file.

**Returns** *ComponentBase* object

**needs\_fitting**(*self*)

Returns boolean determining if component needs fitting before calling `predict`, `predict_proba`, `transform`, or `feature_importances`.

This can be overridden to `False` for components that do not need to be fit or whose fit methods do nothing.

**Returns** `True`.

**property parameters**(*self*)

Returns the parameters which were used to initialize the component.

**save**(*self*, *file\_path*, *pickle\_protocol=cloudpickle.DEFAULT\_PROTOCOL*)

Saves component at file path.

**Parameters**

- **file\_path** (*str*) – Location to save file.
- **pickle\_protocol** (*int*) – The pickle data stream format.

**transform**(*self*, *X*, *y=None*)

Transforms data *X* by imputing missing values using specified timeseries-specific strategies. ‘None’ values are converted to `np.nan` before imputation and are treated as the same.

**Parameters**

- **X** (*pd.DataFrame*) – Data to transform.
- **y** (*pd.Series*, *optional*) – Optionally, target data to transform.

**Returns** Transformed *X* and *y*

**Return type** *pd.DataFrame*

**update\_parameters**(*self*, *update\_dict*, *reset\_fit=True*)

Updates the parameter dictionary of the component.

**Parameters**

- **update\_dict** (*dict*) – A dict of parameters to update.

- **reset\_fit** (*bool*, *optional*) – If True, will set `_is_fitted` to False.

```
class evalml.pipelines.TimeSeriesMulticlassClassificationPipeline(component_graph,
                                                                parameters=None,
                                                                custom_name=None,
                                                                random_seed=0)
```

Pipeline base class for time series multiclass classification problems.

#### Parameters

- **component\_graph** (*list or dict*) – List of components in order. Accepts strings or ComponentBase subclasses in the list. Note that when duplicate components are specified in a list, the duplicate component names will be modified with the component's index in the list. For example, the component graph [Imputer, One Hot Encoder, Imputer, Logistic Regression Classifier] will have names ["Imputer", "One Hot Encoder", "Imputer\_2", "Logistic Regression Classifier"]
- **parameters** (*dict*) – Dictionary with component names as keys and dictionary of that component's parameters as values. An empty dictionary {} implies using all default values for component parameters. Pipeline-level parameters such as `time_index`, `gap`, and `max_delay` must be specified with the "pipeline" key. For example: Pipeline(parameters={"pipeline": {"time\_index": "Date", "max\_delay": 4, "gap": 2}}).
- **random\_seed** (*int*) – Seed for the random number generator. Defaults to 0.

#### Example

```
>>> pipeline = TimeSeriesMulticlassClassificationPipeline(component_graph=["Simple
↳ Imputer", "Logistic Regression Classifier"],
...
...                                     parameters={"Logistic
↳ Regression Classifier": {"penalty": "elasticnet",
...
...                                     "solver": "liblinear"},
...                                     "pipeline": {
↳ "gap": 1, "max_delay": 1, "forecast_horizon": 1, "time_index": "date"}},
...                                     custom_name="My
↳ TimeSeriesMulticlass Pipeline")
>>> assert pipeline.custom_name == "My TimeSeriesMulticlass Pipeline"
>>> assert pipeline.component_graph.component_dict.keys() == {'Simple Imputer',
↳ 'Logistic Regression Classifier'}
>>> assert pipeline.parameters == {
...     'Simple Imputer': {'impute_strategy': 'most_frequent', 'fill_value': None},
...     'Logistic Regression Classifier': {'penalty': 'elasticnet',
...                                         'C': 1.0,
...                                         'n_jobs': -1,
...                                         'multi_class': 'auto',
...                                         'solver': 'liblinear'},
...     'pipeline': {'gap': 1, 'max_delay': 1, 'forecast_horizon': 1, 'time_index':
↳ "date"}}
```

#### Attributes

<b>problem_type</b>	ProblemTypes.TIME_SERIES_MULTICLASS
---------------------	-------------------------------------

**Methods**

<i>can_tune_threshold_with_objective</i>	Determine whether the threshold of a binary classification pipeline can be tuned.
<i>classes_</i>	Gets the class names for the pipeline. Will return None before pipeline is fit.
<i>clone</i>	Constructs a new pipeline with the same components, parameters, and random seed.
<i>create_objectives</i>	Create objective instances from a list of strings or objective classes.
<i>custom_name</i>	Custom name of the pipeline.
<i>dates_needed_for_prediction</i>	Return dates needed to forecast the given date in the future.
<i>dates_needed_for_prediction_range</i>	Return dates needed to forecast the given date in the future.
<i>describe</i>	Outputs pipeline details including component parameters.
<i>feature_importance</i>	Importance associated with each feature. Features dropped by the feature selection are excluded.
<i>fit</i>	Fit a time series classification model.
<i>fit_transform</i>	Fit and transform all components in the component graph, if all components are Transformers.
<i>get_component</i>	Returns component by name.
<i>get_hyperparameter_ranges</i>	Returns hyperparameter ranges from all components as a dictionary.
<i>graph</i>	Generate an image representing the pipeline graph.
<i>graph_dict</i>	Generates a dictionary with nodes consisting of the component names and parameters, and edges detailing component relationships. This dictionary is JSON serializable in most cases.
<i>graph_feature_importance</i>	Generate a bar graph of the pipeline's feature importance.
<i>inverse_transform</i>	Apply component <i>inverse_transform</i> methods to estimator predictions in reverse order.
<i>load</i>	Loads pipeline at file path.
<i>model_family</i>	Returns model family of this pipeline.
<i>name</i>	Name of the pipeline.
<i>new</i>	Constructs a new instance of the pipeline with the same component graph but with a different set of parameters. Not to be confused with python's <code>__new__</code> method.
<i>parameters</i>	Parameter dictionary for this pipeline.
<i>predict</i>	Predict on future data where target is not known.
<i>predict_in_sample</i>	Predict on future data where the target is known, e.g. cross validation.
<i>predict_proba</i>	Predict on future data where the target is unknown.
<i>predict_proba_in_sample</i>	Predict on future data where the target is known, e.g. cross validation.
<i>save</i>	Saves pipeline at file path.
<i>score</i>	Evaluate model performance on current and additional objectives.

continues on next page



Table 18 – continued from previous page

<i>summary</i>	A short summary of the pipeline structure, describing the list of components used.
<i>transform</i>	Transform the input.
<i>transform_all_but_final</i>	Transforms the data by applying all pre-processing components.

**can\_tune\_threshold\_with\_objective**(*self*, *objective*)

Determine whether the threshold of a binary classification pipeline can be tuned.

**Parameters** *objective* (*ObjectiveBase*) – Primary AutoMLSearch objective.

**Returns** True if the pipeline threshold can be tuned.

**Return type** bool

**property classes\_**(*self*)

Gets the class names for the pipeline. Will return None before pipeline is fit.

**clone**(*self*)

Constructs a new pipeline with the same components, parameters, and random seed.

**Returns** A new instance of this pipeline with identical components, parameters, and random seed.

**static create\_objectives**(*objectives*)

Create objective instances from a list of strings or objective classes.

**property custom\_name**(*self*)

Custom name of the pipeline.

**dates\_needed\_for\_prediction**(*self*, *date*)

Return dates needed to forecast the given date in the future.

**Parameters** *date* (*pd.Timestamp*) – Date to forecast in the future.

**Returns** Range of dates needed to forecast the given date.

**Return type** *dates\_needed* (*tuple(pd.Timestamp)*)

**dates\_needed\_for\_prediction\_range**(*self*, *start\_date*, *end\_date*)

Return dates needed to forecast the given date in the future.

**Parameters**

- **start\_date** (*pd.Timestamp*) – Start date of range to forecast in the future.
- **end\_date** (*pd.Timestamp*) – End date of range to forecast in the future.

**Returns** Range of dates needed to forecast the given date.

**Return type** *dates\_needed* (*tuple(pd.Timestamp)*)

**Raises** **ValueError** – If *start\_date* doesn't come before *end\_date*

**describe**(*self*, *return\_dict=False*)

Outputs pipeline details including component parameters.

**Parameters** **return\_dict** (*bool*) – If True, return dictionary of information about pipeline. Defaults to False.

**Returns** Dictionary of all component parameters if *return\_dict* is True, else None.

**Return type** dict

**property** `feature_importance(self)`

Importance associated with each feature. Features dropped by the feature selection are excluded.

**Returns** Feature names and their corresponding importance

**Return type** `pd.DataFrame`

**fit**(*self*, *X*, *y*)

Fit a time series classification model.

**Parameters**

- **X** (`pd.DataFrame` or `np.ndarray`) – The input training data of shape `[n_samples, n_features]`
- **y** (`pd.Series`, `np.ndarray`) – The target training labels of length `[n_samples]`

**Returns** *self*

**Raises** **ValueError** – If the number of unique classes in *y* are not appropriate for the type of pipeline.

**fit\_transform**(*self*, *X*, *y*)

Fit and transform all components in the component graph, if all components are Transformers.

**Parameters**

- **X** (`pd.DataFrame`) – Input features of shape `[n_samples, n_features]`.
- **y** (`pd.Series`) – The target data of length `[n_samples]`.

**Returns** Transformed output.

**Return type** `pd.DataFrame`

**Raises** **ValueError** – If final component is an Estimator.

**get\_component**(*self*, *name*)

Returns component by name.

**Parameters** **name** (*str*) – Name of component.

**Returns** Component to return

**Return type** Component

**get\_hyperparameter\_ranges**(*self*, *custom\_hyperparameters*)

Returns hyperparameter ranges from all components as a dictionary.

**Parameters** **custom\_hyperparameters** (*dict*) – Custom hyperparameters for the pipeline.

**Returns** Dictionary of hyperparameter ranges for each component in the pipeline.

**Return type** dict

**graph**(*self*, *filepath=None*)

Generate an image representing the pipeline graph.

**Parameters** **filepath** (*str*, *optional*) – Path to where the graph should be saved. If set to `None` (as by default), the graph will not be saved.

**Returns** Graph object that can be directly displayed in Jupyter notebooks.

**Return type** `graphviz.Digraph`

**Raises**

- **RuntimeError** – If graphviz is not installed.
- **ValueError** – If path is not writeable.

**graph\_dict**(*self*)

Generates a dictionary with nodes consisting of the component names and parameters, and edges detailing component relationships. This dictionary is JSON serializable in most cases.

*x\_edges* specifies from which component feature data is being passed. *y\_edges* specifies from which component target data is being passed. This can be used to build graphs across a variety of visualization tools. Template: {"Nodes": {"component\_name": {"Name": class\_name, "Parameters": parameters\_attributes}, ...}, "x\_edges": [[from\_component\_name, to\_component\_name], [from\_component\_name, to\_component\_name], ...], "y\_edges": [[from\_component\_name, to\_component\_name], [from\_component\_name, to\_component\_name], ...]}

**Returns** A dictionary representing the DAG structure.

**Return type** dag\_dict (dict)

**graph\_feature\_importance**(*self*, *importance\_threshold=0*)

Generate a bar graph of the pipeline's feature importance.

**Parameters** **importance\_threshold** (*float*, *optional*) – If provided, graph features with a permutation importance whose absolute value is larger than *importance\_threshold*. Defaults to zero.

**Returns** A bar graph showing features and their corresponding importance.

**Return type** plotly.Figure

**Raises** **ValueError** – If importance threshold is not valid.

**inverse\_transform**(*self*, *y*)

Apply component *inverse\_transform* methods to estimator predictions in reverse order.

Components that implement *inverse\_transform* are PolynomialDecomposer, LogTransformer, LabelEncoder (tbd).

**Parameters** **y** (*pd.Series*) – Final component features.

**Returns** The inverse transform of the target.

**Return type** pd.Series

**static load**(*file\_path: Union[str, io.BytesIO]*)

Loads pipeline at file path.

**Parameters** **file\_path** (*str/BytesIO*) – load filepath or a BytesIO object.

**Returns** PipelineBase object

**property model\_family**(*self*)

Returns model family of this pipeline.

**property name**(*self*)

Name of the pipeline.

**new**(*self*, *parameters*, *random\_seed=0*)

Constructs a new instance of the pipeline with the same component graph but with a different set of parameters. Not to be confused with python's `__new__` method.

**Parameters**

- **parameters** (*dict*) – Dictionary with component names as keys and dictionary of that component's parameters as values. An empty dictionary or None implies using all default values for component parameters. Defaults to None.
- **random\_seed** (*int*) – Seed for the random number generator. Defaults to 0.

**Returns** A new instance of this pipeline with identical components.

**property parameters**(*self*)

Parameter dictionary for this pipeline.

**Returns** Dictionary of all component parameters.

**Return type** dict

**predict**(*self*, *X*, *objective=None*, *X\_train=None*, *y\_train=None*)

Predict on future data where target is not known.

**Parameters**

- **X** (*pd.DataFrame*, or *np.ndarray*) – Data of shape [n\_samples, n\_features].
- **objective** (*Object* or *string*) – The objective to use to make predictions.
- **X\_train** (*pd.DataFrame* or *np.ndarray* or *None*) – Training data.
- **y\_train** (*pd.Series* or *None*) – Training labels.

**Raises ValueError** – If X\_train and/or y\_train are None or if final component is not an Estimator.

**Returns** Predictions.

**predict\_in\_sample**(*self*, *X*, *y*, *X\_train*, *y\_train*, *objective=None*)

Predict on future data where the target is known, e.g. cross validation.

Note: we cast y as ints first to address boolean values that may be returned from calculating predictions which we would not be able to otherwise transform if we originally had integer targets.

**Parameters**

- **X** (*pd.DataFrame* or *np.ndarray*) – Future data of shape [n\_samples, n\_features].
- **y** (*pd.Series*, *np.ndarray*) – Future target of shape [n\_samples].
- **X\_train** (*pd.DataFrame*, *np.ndarray*) – Data the pipeline was trained on of shape [n\_samples\_train, n\_features].
- **y\_train** (*pd.Series*, *np.ndarray*) – Targets used to train the pipeline of shape [n\_samples\_train].
- **objective** (*ObjectiveBase*, *str*, *None*) – Objective used to threshold predicted probabilities, optional.

**Returns** Estimated labels.

**Return type** pd.Series

**Raises ValueError** – If final component is not an Estimator.

**predict\_proba**(*self*, *X*, *X\_train=None*, *y\_train=None*)

Predict on future data where the target is unknown.

**Parameters**

- **X** (*pd.DataFrame* or *np.ndarray*) – Future data of shape [n\_samples, n\_features].

- **X\_train** (*pd.DataFrame*, *np.ndarray*) – Data the pipeline was trained on of shape [n\_samples\_train, n\_features].
- **y\_train** (*pd.Series*, *np.ndarray*) – Targets used to train the pipeline of shape [n\_samples\_train].

**Returns** Estimated probabilities.

**Return type** *pd.Series*

**Raises** **ValueError** – If final component is not an Estimator.

**predict\_proba\_in\_sample**(*self*, *X\_holdout*, *y\_holdout*, *X\_train*, *y\_train*)

Predict on future data where the target is known, e.g. cross validation.

**Parameters**

- **X\_holdout** (*pd.DataFrame* or *np.ndarray*) – Future data of shape [n\_samples, n\_features].
- **y\_holdout** (*pd.Series*, *np.ndarray*) – Future target of shape [n\_samples].
- **X\_train** (*pd.DataFrame*, *np.ndarray*) – Data the pipeline was trained on of shape [n\_samples\_train, n\_features].
- **y\_train** (*pd.Series*, *np.ndarray*) – Targets used to train the pipeline of shape [n\_samples\_train].

**Returns** Estimated probabilities.

**Return type** *pd.Series*

**Raises** **ValueError** – If the final component is not an Estimator.

**save**(*self*, *file\_path*, *pickle\_protocol=cloudpickle.DEFAULT\_PROTOCOL*)

Saves pipeline at file path.

**Parameters**

- **file\_path** (*str*) – Location to save file.
- **pickle\_protocol** (*int*) – The pickle data stream format.

**score**(*self*, *X*, *y*, *objectives*, *X\_train=None*, *y\_train=None*)

Evaluate model performance on current and additional objectives.

**Parameters**

- **X** (*pd.DataFrame* or *np.ndarray*) – Data of shape [n\_samples, n\_features].
- **y** (*pd.Series*) – True labels of length [n\_samples].
- **objectives** (*list*) – Non-empty list of objectives to score on.
- **X\_train** (*pd.DataFrame*, *np.ndarray*) – Data the pipeline was trained on of shape [n\_samples\_train, n\_features].
- **y\_train** (*pd.Series*, *np.ndarray*) – Targets used to train the pipeline of shape [n\_samples\_train].

**Returns** Ordered dictionary of objective scores.

**Return type** *dict*

**property summary**(*self*)

A short summary of the pipeline structure, describing the list of components used.

Example: Logistic Regression Classifier w/ Simple Imputer + One Hot Encoder

**Returns** A string describing the pipeline structure.

**transform**(*self*, *X*, *y=None*)

Transform the input.

**Parameters**

- **X** (*pd.DataFrame*, or *np.ndarray*) – Data of shape [n\_samples, n\_features].
- **y** (*pd.Series*) – The target data of length [n\_samples]. Defaults to None.

**Returns** Transformed output.

**Return type** *pd.DataFrame*

**transform\_all\_but\_final**(*self*, *X*, *y=None*, *X\_train=None*, *y\_train=None*, *calculating\_residuals=False*)

Transforms the data by applying all pre-processing components.

**Parameters**

- **X** (*pd.DataFrame*) – Input data to the pipeline to transform.
- **y** (*pd.Series*) – Targets corresponding to the pipeline targets.
- **X\_train** (*pd.DataFrame*) – Training data used to generate features from past observations.
- **y\_train** (*pd.Series*) – Training targets used to generate features from past observations.
- **calculating\_residuals** (*bool*) – Whether we’re calling `predict_in_sample` to calculate the residuals. This means the X and y arguments are not future data, but actually the train data.

**Returns** New transformed features.

**Return type** *pd.DataFrame*

```
class evalml.pipelines.TimeSeriesRegressionPipeline(component_graph, parameters=None,  
                                                    custom_name=None, random_seed=0)
```

Pipeline base class for time series regression problems.

**Parameters**

- **component\_graph** (*ComponentGraph*, *list*, *dict*) – *ComponentGraph* instance, list of components in order, or dictionary of components. Accepts strings or *ComponentBase* subclasses in the list. Note that when duplicate components are specified in a list, the duplicate component names will be modified with the component’s index in the list. For example, the component graph [Imputer, One Hot Encoder, Imputer, Logistic Regression Classifier] will have names [“Imputer”, “One Hot Encoder”, “Imputer\_2”, “Logistic Regression Classifier”]
- **parameters** (*dict*) – Dictionary with component names as keys and dictionary of that component’s parameters as values. An empty dictionary {} implies using all default values for component parameters. Pipeline-level parameters such as `time_index`, `gap`, and `max_delay` must be specified with the “pipeline” key. For example: `Pipeline(parameters={"pipeline": {"time_index": "Date", "max_delay": 4, "gap": 2}})`.
- **random\_seed** (*int*) – Seed for the random number generator. Defaults to 0.

## Example

```
>>> pipeline = TimeSeriesRegressionPipeline(component_graph=["Simple Imputer",
↳ "Linear Regressor"],
...                                         parameters={"Simple Imputer": {"impute_strategy": "mean"},
...                                         "pipeline": {"gap": 1, "max_delay": 1, "forecast_horizon": 1, "time_index": "date"}},
...                                         custom_name="My TimeSeriesRegression Pipeline")
...
>>> assert pipeline.custom_name == "My TimeSeriesRegression Pipeline"
>>> assert pipeline.component_graph.component_dict.keys() == {'Simple Imputer',
↳ 'Linear Regressor'}
```

The pipeline parameters will be chosen from the default parameters for every component, unless specific parameters were passed in as they were above.

```
>>> assert pipeline.parameters == {
...     'Simple Imputer': {'impute_strategy': 'mean', 'fill_value': None},
...     'Linear Regressor': {'fit_intercept': True, 'n_jobs': -1},
...     'pipeline': {'gap': 1, 'max_delay': 1, 'forecast_horizon': 1, 'time_index':
↳ "date"}}
```

## Attributes

NO_PREDS_PIPELINE_PARAMETERS	
problem_type	None

## Methods

<i>can_tune_threshold_with_objective</i>	Determine whether the threshold of a binary classification pipeline can be tuned.
<i>clone</i>	Constructs a new pipeline with the same components, parameters, and random seed.
<i>create_objectives</i>	Create objective instances from a list of strings or objective classes.
<i>custom_name</i>	Custom name of the pipeline.
<i>dates_needed_for_prediction</i>	Return dates needed to forecast the given date in the future.
<i>dates_needed_for_prediction_range</i>	Return dates needed to forecast the given date in the future.
<i>describe</i>	Outputs pipeline details including component parameters.
<i>feature_importance</i>	Importance associated with each feature. Features dropped by the feature selection are excluded.
<i>fit</i>	Fit a time series pipeline.
<i>fit_transform</i>	Fit and transform all components in the component graph, if all components are Transformers.
<i>get_component</i>	Returns component by name.

continues on next page

Table 19 – continued from previous page

<code>get_forecast_period</code>	Generates all possible forecasting time points based on latest data point in X.
<code>get_forecast_predictions</code>	Generates all possible forecasting predictions based on last period of X.
<code>get_hyperparameter_ranges</code>	Returns hyperparameter ranges from all components as a dictionary.
<code>get_prediction_intervals</code>	Find the prediction intervals using the fitted regressor.
<code>graph</code>	Generate an image representing the pipeline graph.
<code>graph_dict</code>	Generates a dictionary with nodes consisting of the component names and parameters, and edges detailing component relationships. This dictionary is JSON serializable in most cases.
<code>graph_feature_importance</code>	Generate a bar graph of the pipeline's feature importance.
<code>inverse_transform</code>	Apply component <code>inverse_transform</code> methods to estimator predictions in reverse order.
<code>load</code>	Loads pipeline at file path.
<code>model_family</code>	Returns model family of this pipeline.
<code>name</code>	Name of the pipeline.
<code>new</code>	Constructs a new instance of the pipeline with the same component graph but with a different set of parameters. Not to be confused with python's <code>__new__</code> method.
<code>parameters</code>	Parameter dictionary for this pipeline.
<code>predict</code>	Predict on future data where target is not known.
<code>predict_in_sample</code>	Predict on future data where the target is known, e.g. cross validation.
<code>save</code>	Saves pipeline at file path.
<code>score</code>	Evaluate model performance on current and additional objectives.
<code>summary</code>	A short summary of the pipeline structure, describing the list of components used.
<code>transform</code>	Transform the input.
<code>transform_all_but_final</code>	Transforms the data by applying all pre-processing components.

**`can_tune_threshold_with_objective`**(*self*, *objective*)

Determine whether the threshold of a binary classification pipeline can be tuned.

**Parameters** *objective* (*ObjectiveBase*) – Primary AutoMLSearch objective.

**Returns** True if the pipeline threshold can be tuned.

**Return type** bool

**`clone`**(*self*)

Constructs a new pipeline with the same components, parameters, and random seed.

**Returns** A new instance of this pipeline with identical components, parameters, and random seed.

**`static create_objectives`**(*objectives*)

Create objective instances from a list of strings or objective classes.



**property** `custom_name(self)`

Custom name of the pipeline.

**dates\_needed\_for\_prediction**(*self, date*)

Return dates needed to forecast the given date in the future.

**Parameters** `date` (*pd.Timestamp*) – Date to forecast in the future.

**Returns** Range of dates needed to forecast the given date.

**Return type** `dates_needed` (*tuple(pd.Timestamp)*)

**dates\_needed\_for\_prediction\_range**(*self, start\_date, end\_date*)

Return dates needed to forecast the given date in the future.

**Parameters**

- **start\_date** (*pd.Timestamp*) – Start date of range to forecast in the future.
- **end\_date** (*pd.Timestamp*) – End date of range to forecast in the future.

**Returns** Range of dates needed to forecast the given date.

**Return type** `dates_needed` (*tuple(pd.Timestamp)*)

**Raises** **ValueError** – If `start_date` doesn't come before `end_date`

**describe**(*self, return\_dict=False*)

Outputs pipeline details including component parameters.

**Parameters** **return\_dict** (*bool*) – If True, return dictionary of information about pipeline. Defaults to False.

**Returns** Dictionary of all component parameters if `return_dict` is True, else None.

**Return type** `dict`

**property** `feature_importance(self)`

Importance associated with each feature. Features dropped by the feature selection are excluded.

**Returns** Feature names and their corresponding importance

**Return type** `pd.DataFrame`

**fit**(*self, X, y*)

Fit a time series pipeline.

**Parameters**

- **X** (*pd.DataFrame* or *np.ndarray*) – The input training data of shape `[n_samples, n_features]`.
- **y** (*pd.Series*, *np.ndarray*) – The target training targets of length `[n_samples]`.

**Returns** `self`

**Raises** **ValueError** – If the target is not numeric.

**fit\_transform**(*self, X, y*)

Fit and transform all components in the component graph, if all components are Transformers.

**Parameters**

- **X** (*pd.DataFrame*) – Input features of shape `[n_samples, n_features]`.
- **y** (*pd.Series*) – The target data of length `[n_samples]`.

**Returns** Transformed output.

**Return type** `pd.DataFrame`

**Raises** **ValueError** – If final component is an Estimator.

**get\_component**(*self*, *name*)

Returns component by name.

**Parameters** **name** (*str*) – Name of component.

**Returns** Component to return

**Return type** Component

**get\_forecast\_period**(*self*, *X*)

Generates all possible forecasting time points based on latest data point in *X*.

**Parameters** **X** (*pd.DataFrame*, *np.ndarray*) – Data the pipeline was trained on of shape `[n_samples_train, n_features]`.

**Raises** **ValueError** – If pipeline is not trained.

**Returns** Datetime periods from *gap* to *forecast\_horizon* + *gap*.

**Return type** `pd.Series`

## Example

```
>>> X = pd.DataFrame({'date': pd.date_range(start='1-1-2022', periods=10, freq=
↳ 'D'), 'feature': range(10, 20)})
>>> y = pd.Series(range(0, 10), name='target')
>>> gap = 1
>>> forecast_horizon = 2
>>> pipeline = TimeSeriesRegressionPipeline(component_graph=["Linear Regressor
↳ "],
...                                     parameters={"Simple Imputer": {
↳ "impute_strategy": "mean"},
...                                     "pipeline": {"gap": gap,
↳ "max_delay": 1, "forecast_horizon": forecast_horizon, "time_index": "date"}},
...                                     )
>>> pipeline.fit(X, y)
pipeline = TimeSeriesRegressionPipeline(component_graph={'Linear Regressor': [
↳ 'Linear Regressor', 'X', 'y']}, parameters={'Linear Regressor': {'fit_intercept
↳ ': True, 'n_jobs': -1}, 'pipeline': {'gap': 1, 'max_delay': 1, 'forecast_
↳ horizon': 2, 'time_index': 'date'}}, random_seed=0)
>>> dates = pipeline.get_forecast_period(X)
>>> expected = pd.Series(pd.date_range(start='2022-01-11', periods=forecast_
↳ horizon, freq='D').shift(gap), name='date', index=[10, 11])
>>> assert dates.equals(expected)
```

**get\_forecast\_predictions**(*self*, *X*, *y*)

Generates all possible forecasting predictions based on last period of *X*.

**Parameters**

- **X** (*pd.DataFrame*, *np.ndarray*) – Data the pipeline was trained on of shape `[n_samples_train, n_features]`.

- **y** (*pd.Series*, *np.ndarray*) – Targets used to train the pipeline of shape `[n_samples_train]`.

**Returns** Predictions from *gap* periods out to *forecast\_horizon* + *gap* periods.

**get\_hyperparameter\_ranges**(*self*, *custom\_hyperparameters*)

Returns hyperparameter ranges from all components as a dictionary.

**Parameters** **custom\_hyperparameters** (*dict*) – Custom hyperparameters for the pipeline.

**Returns** Dictionary of hyperparameter ranges for each component in the pipeline.

**Return type** *dict*

**get\_prediction\_intervals**(*self*, *X*, *y=None*, *X\_train=None*, *y\_train=None*, *coverage=None*)

Find the prediction intervals using the fitted regressor.

This function takes the predictions of the fitted estimator and calculates the rolling standard deviation across all predictions using a window size of 5. The lower and upper predictions are determined by taking the percent point (quantile) function of the lower tail probability at each bound multiplied by the rolling standard deviation.

Certain estimators (Extra Trees Estimator, XGBoost Estimator, Prophet Estimator, ARIMA, and Exponential Smoothing estimator) utilize a different methodology to calculate prediction intervals. See the docs for these estimators to learn more.

**Parameters**

- **X** (*pd.DataFrame*) – Data of shape `[n_samples, n_features]`.
- **y** (*pd.Series*) – Target data.
- **X\_train** (*pd.DataFrame*, *np.ndarray*) – Data the pipeline was trained on of shape `[n_samples_train, n_features]`.
- **y\_train** (*pd.Series*, *np.ndarray*) – Targets used to train the pipeline of shape `[n_samples_train]`.
- **coverage** (*list[float]*) – A list of floats between the values 0 and 1 that the upper and lower bounds of the prediction interval should be calculated for.

**Returns** Prediction intervals, keys are in the format `{coverage}_lower` or `{coverage}_upper`.

**Return type** *dict*

**Raises** **MethodPropertyNotFoundError** – If the estimator does not support Time Series Regression as a problem type.

**graph**(*self*, *filepath=None*)

Generate an image representing the pipeline graph.

**Parameters** **filepath** (*str*, *optional*) – Path to where the graph should be saved. If set to `None` (as by default), the graph will not be saved.

**Returns** Graph object that can be directly displayed in Jupyter notebooks.

**Return type** *graphviz.Digraph*

**Raises**

- **RuntimeError** – If graphviz is not installed.
- **ValueError** – If path is not writeable.

**graph\_dict**(*self*)

Generates a dictionary with nodes consisting of the component names and parameters, and edges detailing component relationships. This dictionary is JSON serializable in most cases.

*x\_edges* specifies from which component feature data is being passed. *y\_edges* specifies from which component target data is being passed. This can be used to build graphs across a variety of visualization tools. Template: {"Nodes": {"component\_name": {"Name": class\_name, "Parameters": parameters\_attributes}, ...}}, "x\_edges": [[from\_component\_name, to\_component\_name], [from\_component\_name, to\_component\_name], ...], "y\_edges": [[from\_component\_name, to\_component\_name], [from\_component\_name, to\_component\_name], ...]}

**Returns** A dictionary representing the DAG structure.

**Return type** dag\_dict (dict)

**graph\_feature\_importance**(*self*, *importance\_threshold=0*)

Generate a bar graph of the pipeline's feature importance.

**Parameters** **importance\_threshold** (*float*, *optional*) – If provided, graph features with a permutation importance whose absolute value is larger than *importance\_threshold*. Defaults to zero.

**Returns** A bar graph showing features and their corresponding importance.

**Return type** plotly.Figure

**Raises** **ValueError** – If importance threshold is not valid.

**inverse\_transform**(*self*, *y*)

Apply component *inverse\_transform* methods to estimator predictions in reverse order.

Components that implement *inverse\_transform* are PolynomialDecomposer, LogTransformer, LabelEncoder (tbd).

**Parameters** **y** (*pd.Series*) – Final component features.

**Returns** The inverse transform of the target.

**Return type** pd.Series

**static load**(*file\_path: Union[str, io.BytesIO]*)

Loads pipeline at file path.

**Parameters** **file\_path** (*str/BytesIO*) – load filepath or a BytesIO object.

**Returns** PipelineBase object

**property model\_family**(*self*)

Returns model family of this pipeline.

**property name**(*self*)

Name of the pipeline.

**new**(*self*, *parameters*, *random\_seed=0*)

Constructs a new instance of the pipeline with the same component graph but with a different set of parameters. Not to be confused with python's `__new__` method.

**Parameters**

- **parameters** (*dict*) – Dictionary with component names as keys and dictionary of that component's parameters as values. An empty dictionary or None implies using all default values for component parameters. Defaults to None.

- **random\_seed** (*int*) – Seed for the random number generator. Defaults to 0.

**Returns** A new instance of this pipeline with identical components.

**property parameters**(*self*)

Parameter dictionary for this pipeline.

**Returns** Dictionary of all component parameters.

**Return type** dict

**predict**(*self*, *X*, *objective=None*, *X\_train=None*, *y\_train=None*)

Predict on future data where target is not known.

**Parameters**

- **X** (*pd.DataFrame*, or *np.ndarray*) – Data of shape [n\_samples, n\_features].
- **objective** (*Object* or *string*) – The objective to use to make predictions.
- **X\_train** (*pd.DataFrame* or *np.ndarray* or *None*) – Training data.
- **y\_train** (*pd.Series* or *None*) – Training labels.

**Raises ValueError** – If X\_train and/or y\_train are None or if final component is not an Estimator.

**Returns** Predictions.

**predict\_in\_sample**(*self*, *X*, *y*, *X\_train*, *y\_train*, *objective=None*, *calculating\_residuals=False*)

Predict on future data where the target is known, e.g. cross validation.

**Parameters**

- **X** (*pd.DataFrame* or *np.ndarray*) – Future data of shape [n\_samples, n\_features]
- **y** (*pd.Series*, *np.ndarray*) – Future target of shape [n\_samples]
- **X\_train** (*pd.DataFrame*, *np.ndarray*) – Data the pipeline was trained on of shape [n\_samples\_train, n\_features]
- **y\_train** (*pd.Series*, *np.ndarray*) – Targets used to train the pipeline of shape [n\_samples\_train]
- **objective** (*ObjectiveBase*, *str*, *None*) – Objective used to threshold predicted probabilities, optional.
- **calculating\_residuals** (*bool*) – Whether we're calling predict\_in\_sample to calculate the residuals. This means the X and y arguments are not future data, but actually the train data.

**Returns** Estimated labels.

**Return type** pd.Series

**Raises ValueError** – If final component is not an Estimator.

**save**(*self*, *file\_path*, *pickle\_protocol=cloudpickle.DEFAULT\_PROTOCOL*)

Saves pipeline at file path.

**Parameters**

- **file\_path** (*str*) – Location to save file.
- **pickle\_protocol** (*int*) – The pickle data stream format.

**score**(*self*, *X*, *y*, *objectives*, *X\_train=None*, *y\_train=None*)

Evaluate model performance on current and additional objectives.

**Parameters**

- **X** (*pd.DataFrame* or *np.ndarray*) – Data of shape [n\_samples, n\_features].
- **y** (*pd.Series*) – True labels of length [n\_samples].
- **objectives** (*list*) – Non-empty list of objectives to score on.
- **X\_train** (*pd.DataFrame*, *np.ndarray*) – Data the pipeline was trained on of shape [n\_samples\_train, n\_features].
- **y\_train** (*pd.Series*, *np.ndarray*) – Targets used to train the pipeline of shape [n\_samples\_train].

**Returns** Ordered dictionary of objective scores.

**Return type** dict

**property summary**(*self*)

A short summary of the pipeline structure, describing the list of components used.

Example: Logistic Regression Classifier w/ Simple Imputer + One Hot Encoder

**Returns** A string describing the pipeline structure.

**transform**(*self*, *X*, *y=None*)

Transform the input.

**Parameters**

- **X** (*pd.DataFrame*, or *np.ndarray*) – Data of shape [n\_samples, n\_features].
- **y** (*pd.Series*) – The target data of length [n\_samples]. Defaults to None.

**Returns** Transformed output.

**Return type** pd.DataFrame

**transform\_all\_but\_final**(*self*, *X*, *y=None*, *X\_train=None*, *y\_train=None*, *calculating\_residuals=False*)

Transforms the data by applying all pre-processing components.

**Parameters**

- **X** (*pd.DataFrame*) – Input data to the pipeline to transform.
- **y** (*pd.Series*) – Targets corresponding to the pipeline targets.
- **X\_train** (*pd.DataFrame*) – Training data used to generate features from past observations.
- **y\_train** (*pd.Series*) – Training targets used to generate features from past observations.
- **calculating\_residuals** (*bool*) – Whether we’re calling predict\_in\_sample to calculate the residuals. This means the X and y arguments are not future data, but actually the train data.

**Returns** New transformed features.

**Return type** pd.DataFrame

```
class evalml.pipelines.TimeSeriesRegularizer(time_index=None, frequency_payload=None,
                                             window_length=4, threshold=0.4, random_seed=0,
                                             **kwargs)
```

Transformer that regularizes an inconsistently spaced datetime column.

If X is passed in to fit/transform, the column `time_index` will be checked for an inferrable offset frequency. If the `time_index` column is perfectly inferrable then this Transformer will do nothing and return the original X and y.

If X does not have a perfectly inferrable frequency but one can be estimated, then X and y will be reformatted based on the estimated frequency for `time_index`. In the original X and y passed: - Missing datetime values will be added and will have their corresponding columns in X and y set to None. - Duplicate datetime values will be dropped. - Extra datetime values will be dropped. - If it can be determined that a duplicate or extra value is misaligned, then it will be repositioned to take the place of a missing value.

This Transformer should be used before the `TimeSeriesImputer` in order to impute the missing values that were added to X and y (if passed).

#### Parameters

- **time\_index** (*string*) – Name of the column containing the datetime information used to order the data, required. Defaults to None.
- **frequency\_payload** (*tuple*) – Payload returned from Woodwork’s `infer_frequency` function where `debug` is True. Defaults to None.
- **window\_length** (*int*) – The size of the rolling window over which inference is conducted to determine the prevalence of uninferrable frequencies.
- **5.** (*Lower values make this component more sensitive to recognizing numerous faulty datetime values. Defaults to*) –
- **threshold** (*float*) – The minimum percentage of windows that need to have been able to infer a frequency. Lower values make this component more
- **0.8.** (*sensitive to recognizing numerous faulty datetime values. Defaults to*) –
- **random\_seed** (*int*) – Seed for the random number generator. This transformer performs the same regardless of the random seed provided.
- **0.** (*Defaults to*) –

**Raises** **ValueError** – if the `frequency_payload` parameter has not been passed a tuple

#### Attributes

<b>hyper-parameter_ranges</b>	{}
<b>is_multiseries</b>	False
<b>modifies_features</b>	True
<b>modifies_target</b>	True
<b>name</b>	Time Series Regularizer
<b>training_only</b>	True

#### Methods

<code>clone</code>	Constructs a new component with the same parameters and random state.
<code>default_parameters</code>	Returns the default parameters for this component.
<code>describe</code>	Describe a component and its parameters.
<code>fit</code>	Fits the TimeSeriesRegularizer.
<code>fit_transform</code>	Fits on X and transforms X.
<code>load</code>	Loads component at file path.
<code>needs_fitting</code>	Returns boolean determining if component needs fitting before calling predict, predict_proba, transform, or feature_importances.
<code>parameters</code>	Returns the parameters which were used to initialize the component.
<code>save</code>	Saves component at file path.
<code>transform</code>	Regularizes a dataframe and target data to an in-ferrable offset frequency.
<code>update_parameters</code>	Updates the parameter dictionary of the component.

**clone(self)**

Constructs a new component with the same parameters and random state.

**Returns** A new instance of this component with identical parameters and random state.

**default\_parameters(cls)**

Returns the default parameters for this component.

Our convention is that `Component.default_parameters == Component().parameters`.

**Returns** Default parameters for this component.

**Return type** dict

**describe(self, print\_name=False, return\_dict=False)**

Describe a component and its parameters.

**Parameters**

- **print\_name** (*bool, optional*) – whether to print name of component
- **return\_dict** (*bool, optional*) – whether to return description as dictionary in the format {"name": name, "parameters": parameters}

**Returns** Returns dictionary if return\_dict is True, else None.

**Return type** None or dict

**fit(self, X, y=None)**

Fits the TimeSeriesRegularizer.

**Parameters**

- **X** (*pd.DataFrame*) – The input training data of shape [n\_samples, n\_features].
- **y** (*pd.Series, optional*) – The target training data of length [n\_samples].

**Returns** self

**Raises**

- **ValueError** – if self.time\_index is None, if X and y have different lengths, if *time\_index* in X does not have an offset frequency that can be estimated



- **TypeError** – if the *time\_index* column is not of type Datetime
- **KeyError** – if the *time\_index* column doesn't exist

**fit\_transform**(*self*, *X*, *y=None*)

Fits on *X* and transforms *X*.

**Parameters**

- **X** (*pd.DataFrame*) – Data to fit and transform.
- **y** (*pd.Series*) – Target data.

**Returns** Transformed *X*.

**Return type** *pd.DataFrame*

**Raises** **MethodPropertyNotFoundError** – If transformer does not have a transform method or a *component\_obj* that implements transform.

**static load**(*file\_path*)

Loads component at file path.

**Parameters** **file\_path** (*str*) – Location to load file.

**Returns** *ComponentBase* object

**needs\_fitting**(*self*)

Returns boolean determining if component needs fitting before calling predict, predict\_proba, transform, or feature\_importances.

This can be overridden to False for components that do not need to be fit or whose fit methods do nothing.

**Returns** True.

**property parameters**(*self*)

Returns the parameters which were used to initialize the component.

**save**(*self*, *file\_path*, *pickle\_protocol=cloudpickle.DEFAULT\_PROTOCOL*)

Saves component at file path.

**Parameters**

- **file\_path** (*str*) – Location to save file.
- **pickle\_protocol** (*int*) – The pickle data stream format.

**transform**(*self*, *X*, *y=None*)

Regularizes a dataframe and target data to an inferrable offset frequency.

A 'clean' *X* and *y* (if *y* was passed in) are created based on an inferrable offset frequency and matching datetime values with the original *X* and *y* are imputed into the clean *X* and *y*. Datetime values identified as misaligned are shifted into their appropriate position.

**Parameters**

- **X** (*pd.DataFrame*) – The input training data of shape [*n\_samples*, *n\_features*].
- **y** (*pd.Series*, *optional*) – The target training data of length [*n\_samples*].

**Returns** Data with an inferrable *time\_index* offset frequency.

**Return type** (*pd.DataFrame*, *pd.Series*)

**update\_parameters**(*self*, *update\_dict*, *reset\_fit=True*)

Updates the parameter dictionary of the component.

#### Parameters

- **update\_dict** (*dict*) – A dict of parameters to update.
- **reset\_fit** (*bool*, *optional*) – If True, will set *\_is\_fitted* to False.

**class** evalml.pipelines.**Transformer**(*parameters=None*, *component\_obj=None*, *random\_seed=0*, *\*\*kwargs*)

A component that may or may not need fitting that transforms data. These components are used before an estimator.

To implement a new Transformer, define your own class which is a subclass of Transformer, including a name and a list of acceptable ranges for any parameters to be tuned during the automl search (hyperparameters). Define an *\_\_init\_\_* method which sets up any necessary state and objects. Make sure your *\_\_init\_\_* only uses standard keyword arguments and calls *super().\_\_init\_\_()* with a parameters dict. You may also override the *fit*, *transform*, *fit\_transform* and other methods in this class if appropriate.

To see some examples, check out the definitions of any Transformer component.

#### Parameters

- **parameters** (*dict*) – Dictionary of parameters for the component. Defaults to None.
- **component\_obj** (*obj*) – Third-party objects useful in component implementation. Defaults to None.
- **random\_seed** (*int*) – Seed for the random number generator. Defaults to 0.

#### Attributes

<b>is_multiseries</b>	False
<b>modifies_features</b>	True
<b>modifies_target</b>	False
<b>training_only</b>	False

#### Methods

<i>clone</i>	Constructs a new component with the same parameters and random state.
<i>default_parameters</i>	Returns the default parameters for this component.
<i>describe</i>	Describe a component and its parameters.
<i>fit</i>	Fits component to data.
<i>fit_transform</i>	Fits on X and transforms X.
<i>load</i>	Loads component at file path.
<i>name</i>	Returns string name of this component.
<i>needs_fitting</i>	Returns boolean determining if component needs fitting before calling predict, predict_proba, transform, or feature_importances.
<i>parameters</i>	Returns the parameters which were used to initialize the component.
<i>save</i>	Saves component at file path.
<i>transform</i>	Transforms data X.
<i>update_parameters</i>	Updates the parameter dictionary of the component.

**clone**(*self*)

Constructs a new component with the same parameters and random state.

**Returns** A new instance of this component with identical parameters and random state.

**default\_parameters**(*cls*)

Returns the default parameters for this component.

Our convention is that `Component.default_parameters == Component().parameters`.

**Returns** Default parameters for this component.

**Return type** dict

**describe**(*self*, *print\_name=False*, *return\_dict=False*)

Describe a component and its parameters.

**Parameters**

- **print\_name** (*bool*, *optional*) – whether to print name of component
- **return\_dict** (*bool*, *optional*) – whether to return description as dictionary in the format {"name": name, "parameters": parameters}

**Returns** Returns dictionary if `return_dict` is `True`, else `None`.

**Return type** None or dict

**fit**(*self*, *X*, *y=None*)

Fits component to data.

**Parameters**

- **X** (*pd.DataFrame*) – The input training data of shape [n\_samples, n\_features]
- **y** (*pd.Series*, *optional*) – The target training data of length [n\_samples]

**Returns** self

**Raises** **MethodPropertyNotFoundError** – If component does not have a fit method or a component\_obj that implements fit.

**fit\_transform**(*self*, *X*, *y=None*)

Fits on X and transforms X.

**Parameters**

- **X** (*pd.DataFrame*) – Data to fit and transform.
- **y** (*pd.Series*) – Target data.

**Returns** Transformed X.

**Return type** pd.DataFrame

**Raises** **MethodPropertyNotFoundError** – If transformer does not have a transform method or a component\_obj that implements transform.

**static load**(*file\_path*)

Loads component at file path.

**Parameters** **file\_path** (*str*) – Location to load file.

**Returns** ComponentBase object

**property name**(*cls*)

Returns string name of this component.

**needs\_fitting**(*self*)

Returns boolean determining if component needs fitting before calling predict, predict\_proba, transform, or feature\_importances.

This can be overridden to False for components that do not need to be fit or whose fit methods do nothing.

**Returns** True.

**property parameters**(*self*)

Returns the parameters which were used to initialize the component.

**save**(*self*, *file\_path*, *pickle\_protocol*=cloudpickle.DEFAULT\_PROTOCOL)

Saves component at file path.

**Parameters**

- **file\_path** (*str*) – Location to save file.
- **pickle\_protocol** (*int*) – The pickle data stream format.

**abstract transform**(*self*, *X*, *y=None*)

Transforms data X.

**Parameters**

- **X** (*pd.DataFrame*) – Data to transform.
- **y** (*pd.Series*, *optional*) – Target data.

**Returns** Transformed X

**Return type** *pd.DataFrame*

**Raises** **MethodPropertyNotFoundError** – If transformer does not have a transform method or a *component\_obj* that implements transform.

**update\_parameters**(*self*, *update\_dict*, *reset\_fit=True*)

Updates the parameter dictionary of the component.

**Parameters**

- **update\_dict** (*dict*) – A dict of parameters to update.
- **reset\_fit** (*bool*, *optional*) – If True, will set *\_is\_fitted* to False.

**class** evalml.pipelines.VARMAXRegressor(*time\_index: Optional[Hashable] = None*, *p: int = 1*, *q: int = 0*, *trend: Optional[str] = 'c'*, *random\_seed: Union[int, float] = 0*, *maxiter: int = 10*, *use\_covariates: bool = True*, *\*\*kwargs*)

Vector Autoregressive Moving Average with exogenous regressors model. The two parameters (p, q) are the AR order and the MA order. More information here: <https://www.statsmodels.org/stable/generated/statsmodels.tsa.statSPACE.VARMAX.html>.

Currently VARMAXRegressor isn't supported via conda install. It's recommended that it be installed via PyPI.

**Parameters**

- **time\_index** (*str*) – Specifies the name of the column in X that provides the datetime objects. Defaults to None.
- **p** (*int*) – Maximum Autoregressive order. Defaults to 1.
- **q** (*int*) – Maximum Moving Average order. Defaults to 0.

- **trend** (*str*) – Controls the deterministic trend. Options are ['n', 'c', 't', 'ct'] where 'c' is a constant term, 't' indicates a linear trend, and 'ct' is both. Can also be an iterable when defining a polynomial, such as [1, 1, 0, 1].
- **random\_seed** (*int*) – Seed for the random number generator. Defaults to 0.
- **max\_iter** (*int*) – Maximum number of iterations for solver. Defaults to 10.
- **use\_covariates** (*bool*) – If True, will pass exogenous variables in fit/predict methods. If False, forecasts will solely be based off of the datetimes and target values. Defaults to True.

#### Attributes

<b>hyper-parameter_ranges</b>	{ "p": Integer(1, 10), "q": Integer(1, 10), "trend": Categorical(['n', 'c', 't', 'ct']), }
<b>is_multiseries</b>	ModelFamily.VARMAX
<b>model_family</b>	None
<b>modifies_features</b>	True
<b>modifies_target</b>	False
<b>name</b>	VARMAX Regressor
<b>supported_problem_types</b>	[ProblemTypes.TIME_SERIES_REGRESSION]
<b>training_only</b>	False

#### Methods

<i>clone</i>	Constructs a new component with the same parameters and random state.
<i>default_parameters</i>	Returns the default parameters for this component.
<i>describe</i>	Describe a component and its parameters.
<i>feature_importance</i>	Returns array of 0's with a length of 1 as feature_importance is not defined for VARMAX regressor.
<i>fit</i>	Fits VARMAX regressor to data.
<i>get_prediction_intervals</i>	Find the prediction intervals using the fitted VARMAXRegressor.
<i>load</i>	Loads component at file path.
<i>needs_fitting</i>	Returns boolean determining if component needs fitting before calling predict, predict_proba, transform, or feature_importances.
<i>parameters</i>	Returns the parameters which were used to initialize the component.
<i>predict</i>	Make predictions using fitted VARMAX regressor.
<i>predict_proba</i>	Make probability estimates for labels.
<i>save</i>	Saves component at file path.
<i>update_parameters</i>	Updates the parameter dictionary of the component.

#### **clone**(*self*)

Constructs a new component with the same parameters and random state.

**Returns** A new instance of this component with identical parameters and random state.

**default\_parameters**(*cls*)

Returns the default parameters for this component.

Our convention is that `Component.default_parameters == Component().parameters`.

**Returns** Default parameters for this component.

**Return type** dict

**describe**(*self*, *print\_name=False*, *return\_dict=False*)

Describe a component and its parameters.

**Parameters**

- **print\_name** (*bool*, *optional*) – whether to print name of component
- **return\_dict** (*bool*, *optional*) – whether to return description as dictionary in the format {"name": name, "parameters": parameters}

**Returns** Returns dictionary if `return_dict` is `True`, else `None`.

**Return type** `None` or dict

**property feature\_importance**(*self*) → `numpy.ndarray`

Returns array of 0's with a length of 1 as `feature_importance` is not defined for VARMAX regressor.

**fit**(*self*, *X: pandas.DataFrame*, *y: Optional[pandas.DataFrame] = None*)

Fits VARMAX regressor to data.

**Parameters**

- **X** (*pd.DataFrame*) – The input training data of shape `[n_samples, n_features]`.
- **y** (*pd.DataFrame*) – The target training data of shape `[n_samples, n_series_id_values]`.

**Returns** `self`

**Raises** **ValueError** – If `y` was not passed in.

**abstract get\_prediction\_intervals**(*self*, *X: pandas.DataFrame*, *y: pandas.DataFrame = None*,  
*coverage: List[float] = None*, *predictions: pandas.Series = None*)  
→ Dict[str, pandas.Series]

Find the prediction intervals using the fitted VARMAXRegressor.

**Parameters**

- **X** (*pd.DataFrame*) – Data of shape `[n_samples, n_features]`.
- **y** (*pd.DataFrame*) – Target data of shape `[n_samples, n_series_id_values]`. Optional.
- **coverage** (*list[float]*) – A list of floats between the values 0 and 1 that the upper and lower bounds of the prediction interval should be calculated for.
- **predictions** (*pd.Series*) – Not used for VARMAX regressor.

**Returns** Prediction intervals, keys are in the format `{coverage}_lower` or `{coverage}_upper`.

**Return type** dict

**static load**(*file\_path*)

Loads component at file path.

**Parameters** **file\_path** (*str*) – Location to load file.

**Returns** ComponentBase object

**needs\_fitting**(*self*)

Returns boolean determining if component needs fitting before calling predict, predict\_proba, transform, or feature\_importances.

This can be overridden to False for components that do not need to be fit or whose fit methods do nothing.

**Returns** True.

**property parameters**(*self*)

Returns the parameters which were used to initialize the component.

**predict**(*self*, *X*: *pandas.DataFrame*, *y*: *Optional[pandas.DataFrame] = None*) → *pandas.Series*

Make predictions using fitted VARMAX regressor.

**Parameters**

- **X** (*pd.DataFrame*) – Data of shape [n\_samples, n\_features].
- **y** (*pd.DataFrame*) – Target data of shape [n\_samples, n\_series\_id\_values].

**Returns** Predicted values.

**Return type** *pd.Series*

**Raises** **ValueError** – If X was passed to *fit* but not passed in *predict*.

**predict\_proba**(*self*, *X*: *pandas.DataFrame*) → *pandas.Series*

Make probability estimates for labels.

**Parameters** **X** (*pd.DataFrame*) – Features.

**Returns** Probability estimates.

**Return type** *pd.Series*

**Raises** **MethodPropertyNotFoundError** – If estimator does not have a predict\_proba method or a component\_obj that implements predict\_proba.

**save**(*self*, *file\_path*, *pickle\_protocol*=*cloudpickle.DEFAULT\_PROTOCOL*)

Saves component at file path.

**Parameters**

- **file\_path** (*str*) – Location to save file.
- **pickle\_protocol** (*int*) – The pickle data stream format.

**update\_parameters**(*self*, *update\_dict*, *reset\_fit*=*True*)

Updates the parameter dictionary of the component.

**Parameters**

- **update\_dict** (*dict*) – A dict of parameters to update.
- **reset\_fit** (*bool*, *optional*) – If True, will set *\_is\_fitted* to False.

```
class evalml.pipelines.VowpalWabbitBinaryClassifier(loss_function='logistic', learning_rate=0.5,
                                                    decay_learning_rate=1.0, power_t=0.5,
                                                    passes=1, random_seed=0, **kwargs)
```

Vowpal Wabbit Binary Classifier.

**Parameters**

- **loss\_function** (*str*) – Specifies the loss function to use. One of {"squared", "classic", "hinge", "logistic", "quantile"}. Defaults to "logistic".

- **learning\_rate** (*float*) – Boosting learning rate. Defaults to 0.5.
- **decay\_learning\_rate** (*float*) – Decay factor for learning\_rate. Defaults to 1.0.
- **power\_t** (*float*) – Power on learning rate decay. Defaults to 0.5.
- **passes** (*int*) – Number of training passes. Defaults to 1.
- **random\_seed** (*int*) – Seed for the random number generator. Defaults to 0.

#### Attributes

<b>hyper-parameter_ranges</b>	None
<b>is_multiseries</b>	False
<b>model_family</b>	ModelFamily.VOWPAL_WABBIT
<b>modifies_features</b>	True
<b>modifies_target</b>	False
<b>name</b>	Vowpal Wabbit Binary Classifier
<b>supported_problem_types</b>	[ ProblemTypes.BINARY, ProblemTypes.TIME_SERIES_BINARY,]
<b>training_only</b>	False

#### Methods

<i>clone</i>	Constructs a new component with the same parameters and random state.
<i>default_parameters</i>	Returns the default parameters for this component.
<i>describe</i>	Describe a component and its parameters.
<i>feature_importance</i>	Feature importance for Vowpal Wabbit classifiers. This is not implemented.
<i>fit</i>	Fits estimator to data.
<i>get_prediction_intervals</i>	Find the prediction intervals using the fitted regressor.
<i>load</i>	Loads component at file path.
<i>needs_fitting</i>	Returns boolean determining if component needs fitting before calling predict, predict_proba, transform, or feature_importances.
<i>parameters</i>	Returns the parameters which were used to initialize the component.
<i>predict</i>	Make predictions using selected features.
<i>predict_proba</i>	Make probability estimates for labels.
<i>save</i>	Saves component at file path.
<i>update_parameters</i>	Updates the parameter dictionary of the component.

#### **clone**(*self*)

Constructs a new component with the same parameters and random state.

**Returns** A new instance of this component with identical parameters and random state.



**default\_parameters(*cls*)**

Returns the default parameters for this component.

Our convention is that `Component.default_parameters == Component().parameters`.

**Returns** Default parameters for this component.

**Return type** dict

**describe(*self*, *print\_name=False*, *return\_dict=False*)**

Describe a component and its parameters.

**Parameters**

- **print\_name** (*bool*, *optional*) – whether to print name of component
- **return\_dict** (*bool*, *optional*) – whether to return description as dictionary in the format {"name": name, "parameters": parameters}

**Returns** Returns dictionary if `return_dict` is `True`, else `None`.

**Return type** `None` or dict

**property feature\_importance(*self*)**

Feature importance for Vowpal Wabbit classifiers. This is not implemented.

**fit(*self*, *X*: *pandas.DataFrame*, *y*: *Optional[pandas.Series]* = *None*)**

Fits estimator to data.

**Parameters**

- **X** (*pd.DataFrame*) – The input training data of shape `[n_samples, n_features]`.
- **y** (*pd.Series*, *optional*) – The target training data of length `[n_samples]`.

**Returns** `self`

**get\_prediction\_intervals(*self*, *X*: *pandas.DataFrame*, *y*: *Optional[pandas.Series]* = *None*, *coverage*: *List[float]* = *None*, *predictions*: *pandas.Series* = *None*) → Dict[str, *pandas.Series*]**

Find the prediction intervals using the fitted regressor.

This function takes the predictions of the fitted estimator and calculates the rolling standard deviation across all predictions using a window size of 5. The lower and upper predictions are determined by taking the percent point (quantile) function of the lower tail probability at each bound multiplied by the rolling standard deviation.

**Parameters**

- **X** (*pd.DataFrame*) – Data of shape `[n_samples, n_features]`.
- **y** (*pd.Series*) – Target data. Ignored.
- **coverage** (*list[float]*) – A list of floats between the values 0 and 1 that the upper and lower bounds of the prediction interval should be calculated for.
- **predictions** (*pd.Series*) – Optional list of predictions to use. If `None`, will generate predictions using `X`.

**Returns** Prediction intervals, keys are in the format `{coverage}_lower` or `{coverage}_upper`.

**Return type** dict

**Raises** **MethodPropertyNotFoundError** – If the estimator does not support Time Series Regression as a problem type.

**static load**(*file\_path*)

Loads component at file path.

**Parameters** **file\_path** (*str*) – Location to load file.

**Returns** ComponentBase object

**needs\_fitting**(*self*)

Returns boolean determining if component needs fitting before calling predict, predict\_proba, transform, or feature\_importances.

This can be overridden to False for components that do not need to be fit or whose fit methods do nothing.

**Returns** True.

**property parameters**(*self*)

Returns the parameters which were used to initialize the component.

**predict**(*self*, *X*: *pandas.DataFrame*) → *pandas.Series*

Make predictions using selected features.

**Parameters** **X** (*pd.DataFrame*) – Data of shape [n\_samples, n\_features].

**Returns** Predicted values.

**Return type** *pd.Series*

**Raises** **MethodPropertyNotFoundError** – If estimator does not have a predict method or a component\_obj that implements predict.

**predict\_proba**(*self*, *X*: *pandas.DataFrame*) → *pandas.Series*

Make probability estimates for labels.

**Parameters** **X** (*pd.DataFrame*) – Features.

**Returns** Probability estimates.

**Return type** *pd.Series*

**Raises** **MethodPropertyNotFoundError** – If estimator does not have a predict\_proba method or a component\_obj that implements predict\_proba.

**save**(*self*, *file\_path*, *pickle\_protocol*=*cloudpickle.DEFAULT\_PROTOCOL*)

Saves component at file path.

**Parameters**

- **file\_path** (*str*) – Location to save file.
- **pickle\_protocol** (*int*) – The pickle data stream format.

**update\_parameters**(*self*, *update\_dict*, *reset\_fit*=*True*)

Updates the parameter dictionary of the component.

**Parameters**

- **update\_dict** (*dict*) – A dict of parameters to update.
- **reset\_fit** (*bool*, *optional*) – If True, will set *\_is\_fitted* to False.

**class evalml.pipelines.VowpalWabbitMulticlassClassifier**(*loss\_function*='logistic', *learning\_rate*=0.5, *decay\_learning\_rate*=1.0, *power\_t*=0.5, *passes*=1, *random\_seed*=0, *\*\*kwargs*)

Vowpal Wabbit Multiclass Classifier.

### Parameters

- **loss\_function** (*str*) – Specifies the loss function to use. One of {“squared”, “classic”, “hinge”, “logistic”, “quantile”}. Defaults to “logistic”.
- **learning\_rate** (*float*) – Boosting learning rate. Defaults to 0.5.
- **decay\_learning\_rate** (*float*) – Decay factor for learning\_rate. Defaults to 1.0.
- **power\_t** (*float*) – Power on learning rate decay. Defaults to 0.5.
- **random\_seed** (*int*) – Seed for the random number generator. Defaults to 0.

### Attributes

<b>hyper-parameter_ranges</b>	None
<b>is_multiseries</b>	False
<b>model_family</b>	ModelFamily.VOWPAL_WABBIT
<b>modifies_features</b>	True
<b>modifies_target</b>	False
<b>name</b>	Vowpal Wabbit Multiclass Classifier
<b>supported_problem_types</b>	[ ProblemTypes.MULTICLASS, ProblemTypes.TIME_SERIES_MULTICLASS,]
<b>training_only</b>	False

### Methods

<i>clone</i>	Constructs a new component with the same parameters and random state.
<i>default_parameters</i>	Returns the default parameters for this component.
<i>describe</i>	Describe a component and its parameters.
<i>feature_importance</i>	Feature importance for Vowpal Wabbit classifiers. This is not implemented.
<i>fit</i>	Fits estimator to data.
<i>get_prediction_intervals</i>	Find the prediction intervals using the fitted regressor.
<i>load</i>	Loads component at file path.
<i>needs_fitting</i>	Returns boolean determining if component needs fitting before calling predict, predict_proba, transform, or feature_importances.
<i>parameters</i>	Returns the parameters which were used to initialize the component.
<i>predict</i>	Make predictions using selected features.
<i>predict_proba</i>	Make probability estimates for labels.
<i>save</i>	Saves component at file path.
<i>update_parameters</i>	Updates the parameter dictionary of the component.

#### **clone**(*self*)

Constructs a new component with the same parameters and random state.

**Returns** A new instance of this component with identical parameters and random state.

**default\_parameters(*cls*)**

Returns the default parameters for this component.

Our convention is that `Component.default_parameters == Component().parameters`.

**Returns** Default parameters for this component.

**Return type** dict

**describe(*self*, *print\_name=False*, *return\_dict=False*)**

Describe a component and its parameters.

**Parameters**

- **print\_name** (*bool*, *optional*) – whether to print name of component
- **return\_dict** (*bool*, *optional*) – whether to return description as dictionary in the format {"name": name, "parameters": parameters}

**Returns** Returns dictionary if `return_dict` is `True`, else `None`.

**Return type** None or dict

**property feature\_importance(*self*)**

Feature importance for Vowpal Wabbit classifiers. This is not implemented.

**fit(*self*, *X*: *pandas.DataFrame*, *y*: *Optional[pandas.Series]* = *None*)**

Fits estimator to data.

**Parameters**

- **X** (*pd.DataFrame*) – The input training data of shape [n\_samples, n\_features].
- **y** (*pd.Series*, *optional*) – The target training data of length [n\_samples].

**Returns** self

**get\_prediction\_intervals(*self*, *X*: *pandas.DataFrame*, *y*: *Optional[pandas.Series]* = *None*, *coverage*: *List[float]* = *None*, *predictions*: *pandas.Series* = *None*) → Dict[str, *pandas.Series*]**

Find the prediction intervals using the fitted regressor.

This function takes the predictions of the fitted estimator and calculates the rolling standard deviation across all predictions using a window size of 5. The lower and upper predictions are determined by taking the percent point (quantile) function of the lower tail probability at each bound multiplied by the rolling standard deviation.

**Parameters**

- **X** (*pd.DataFrame*) – Data of shape [n\_samples, n\_features].
- **y** (*pd.Series*) – Target data. Ignored.
- **coverage** (*list[float]*) – A list of floats between the values 0 and 1 that the upper and lower bounds of the prediction interval should be calculated for.
- **predictions** (*pd.Series*) – Optional list of predictions to use. If `None`, will generate predictions using `X`.

**Returns** Prediction intervals, keys are in the format {coverage}\_lower or {coverage}\_upper.

**Return type** dict

**Raises** **MethodPropertyNotFoundError** – If the estimator does not support Time Series Regression as a problem type.

**static load**(*file\_path*)

Loads component at file path.

**Parameters** **file\_path** (*str*) – Location to load file.

**Returns** ComponentBase object

**needs\_fitting**(*self*)

Returns boolean determining if component needs fitting before calling predict, predict\_proba, transform, or feature\_importances.

This can be overridden to False for components that do not need to be fit or whose fit methods do nothing.

**Returns** True.

**property parameters**(*self*)

Returns the parameters which were used to initialize the component.

**predict**(*self*, *X*: *pandas.DataFrame*) → *pandas.Series*

Make predictions using selected features.

**Parameters** **X** (*pd.DataFrame*) – Data of shape [n\_samples, n\_features].

**Returns** Predicted values.

**Return type** *pd.Series*

**Raises** **MethodPropertyNotFoundError** – If estimator does not have a predict method or a component\_obj that implements predict.

**predict\_proba**(*self*, *X*: *pandas.DataFrame*) → *pandas.Series*

Make probability estimates for labels.

**Parameters** **X** (*pd.DataFrame*) – Features.

**Returns** Probability estimates.

**Return type** *pd.Series*

**Raises** **MethodPropertyNotFoundError** – If estimator does not have a predict\_proba method or a component\_obj that implements predict\_proba.

**save**(*self*, *file\_path*, *pickle\_protocol*=*cloudpickle.DEFAULT\_PROTOCOL*)

Saves component at file path.

**Parameters**

- **file\_path** (*str*) – Location to save file.
- **pickle\_protocol** (*int*) – The pickle data stream format.

**update\_parameters**(*self*, *update\_dict*, *reset\_fit*=*True*)

Updates the parameter dictionary of the component.

**Parameters**

- **update\_dict** (*dict*) – A dict of parameters to update.
- **reset\_fit** (*bool*, *optional*) – If True, will set *\_is\_fitted* to False.

**class** evalml.pipelines.VowpalWabbitRegressor(*learning\_rate*=0.5, *decay\_learning\_rate*=1.0, *power\_t*=0.5, *passes*=1, *random\_seed*=0, *\*\*kwargs*)

Vowpal Wabbit Regressor.

**Parameters**

- **learning\_rate** (*float*) – Boosting learning rate. Defaults to 0.5.
- **decay\_learning\_rate** (*float*) – Decay factor for learning\_rate. Defaults to 1.0.
- **power\_t** (*float*) – Power on learning rate decay. Defaults to 0.5.
- **passes** (*int*) – Number of training passes. Defaults to 1.
- **random\_seed** (*int*) – Seed for the random number generator. Defaults to 0.

#### Attributes

<b>hyper-parameter_ranges</b>	None
<b>is_multiseries</b>	False
<b>model_family</b>	ModelFamily.VOWPAL_WABBIT
<b>modifies_features</b>	True
<b>modifies_target</b>	False
<b>name</b>	Vowpal Wabbit Regressor
<b>supported_problem_types</b>	[ ProblemTypes.REGRESSION, ProblemTypes.TIME_SERIES_REGRESSION,]
<b>training_only</b>	False

#### Methods

<i>clone</i>	Constructs a new component with the same parameters and random state.
<i>default_parameters</i>	Returns the default parameters for this component.
<i>describe</i>	Describe a component and its parameters.
<i>feature_importance</i>	Feature importance for Vowpal Wabbit regressor.
<i>fit</i>	Fits estimator to data.
<i>get_prediction_intervals</i>	Find the prediction intervals using the fitted regressor.
<i>load</i>	Loads component at file path.
<i>needs_fitting</i>	Returns boolean determining if component needs fitting before calling predict, predict_proba, transform, or feature_importances.
<i>parameters</i>	Returns the parameters which were used to initialize the component.
<i>predict</i>	Make predictions using selected features.
<i>predict_proba</i>	Make probability estimates for labels.
<i>save</i>	Saves component at file path.
<i>update_parameters</i>	Updates the parameter dictionary of the component.

#### **clone**(*self*)

Constructs a new component with the same parameters and random state.

**Returns** A new instance of this component with identical parameters and random state.

#### **default\_parameters**(*cls*)

Returns the default parameters for this component.

Our convention is that `Component.default_parameters == Component().parameters`.

**Returns** Default parameters for this component.

**Return type** dict

**describe**(*self*, *print\_name=False*, *return\_dict=False*)

Describe a component and its parameters.

**Parameters**

- **print\_name** (*bool*, *optional*) – whether to print name of component
- **return\_dict** (*bool*, *optional*) – whether to return description as dictionary in the format {"name": name, "parameters": parameters}

**Returns** Returns dictionary if `return_dict` is `True`, else `None`.

**Return type** None or dict

**property feature\_importance**(*self*)

Feature importance for Vowpal Wabbit regressor.

**fit**(*self*, *X: pandas.DataFrame*, *y: Optional[pandas.Series] = None*)

Fits estimator to data.

**Parameters**

- **X** (*pd.DataFrame*) – The input training data of shape [n\_samples, n\_features].
- **y** (*pd.Series*, *optional*) – The target training data of length [n\_samples].

**Returns** self

**get\_prediction\_intervals**(*self*, *X: pandas.DataFrame*, *y: Optional[pandas.Series] = None*, *coverage: List[float] = None*, *predictions: pandas.Series = None*) → Dict[str, pandas.Series]

Find the prediction intervals using the fitted regressor.

This function takes the predictions of the fitted estimator and calculates the rolling standard deviation across all predictions using a window size of 5. The lower and upper predictions are determined by taking the percent point (quantile) function of the lower tail probability at each bound multiplied by the rolling standard deviation.

**Parameters**

- **X** (*pd.DataFrame*) – Data of shape [n\_samples, n\_features].
- **y** (*pd.Series*) – Target data. Ignored.
- **coverage** (*list[float]*) – A list of floats between the values 0 and 1 that the upper and lower bounds of the prediction interval should be calculated for.
- **predictions** (*pd.Series*) – Optional list of predictions to use. If `None`, will generate predictions using `X`.

**Returns** Prediction intervals, keys are in the format {coverage}\_lower or {coverage}\_upper.

**Return type** dict

**Raises** **MethodPropertyNotFoundError** – If the estimator does not support Time Series Regression as a problem type.

**static** `load(file_path)`

Loads component at file path.

**Parameters** `file_path` (*str*) – Location to load file.

**Returns** ComponentBase object

**needs\_fitting**(*self*)

Returns boolean determining if component needs fitting before calling predict, predict\_proba, transform, or feature\_importances.

This can be overridden to False for components that do not need to be fit or whose fit methods do nothing.

**Returns** True.

**property** `parameters`(*self*)

Returns the parameters which were used to initialize the component.

**predict**(*self*, *X*: *pandas.DataFrame*) → *pandas.Series*

Make predictions using selected features.

**Parameters** `X` (*pd.DataFrame*) – Data of shape [n\_samples, n\_features].

**Returns** Predicted values.

**Return type** *pd.Series*

**Raises** **MethodPropertyNotFoundError** – If estimator does not have a predict method or a component\_obj that implements predict.

**predict\_proba**(*self*, *X*: *pandas.DataFrame*) → *pandas.Series*

Make probability estimates for labels.

**Parameters** `X` (*pd.DataFrame*) – Features.

**Returns** Probability estimates.

**Return type** *pd.Series*

**Raises** **MethodPropertyNotFoundError** – If estimator does not have a predict\_proba method or a component\_obj that implements predict\_proba.

**save**(*self*, *file\_path*, *pickle\_protocol*=*cloudpickle.DEFAULT\_PROTOCOL*)

Saves component at file path.

**Parameters**

- **file\_path** (*str*) – Location to save file.
- **pickle\_protocol** (*int*) – The pickle data stream format.

**update\_parameters**(*self*, *update\_dict*, *reset\_fit*=*True*)

Updates the parameter dictionary of the component.

**Parameters**

- **update\_dict** (*dict*) – A dict of parameters to update.
- **reset\_fit** (*bool*, *optional*) – If True, will set *\_is\_fitted* to False.

```
class evalml.pipelines.XGBoostClassifier(eta=0.1, max_depth=6, min_child_weight=1,  
                                         n_estimators=100, random_seed=0, eval_metric='logloss',  
                                         n_jobs=12, **kwargs)
```

XGBoost Classifier.



### Parameters

- **eta** (*float*) – Boosting learning rate. Defaults to 0.1.
- **max\_depth** (*int*) – Maximum tree depth for base learners. Defaults to 6.
- **min\_child\_weight** (*float*) – Minimum sum of instance weight (hessian) needed in a child. Defaults to 1.0
- **n\_estimators** (*int*) – Number of gradient boosted trees. Equivalent to number of boosting rounds. Defaults to 100.
- **random\_seed** (*int*) – Seed for the random number generator. Defaults to 0.
- **n\_jobs** (*int*) – Number of parallel threads used to run xgboost. Note that creating thread contention will significantly slow down the algorithm. Defaults to 12.

### Attributes

<b>hyper-parameter_ranges</b>	{ "eta": Real(0.000001, 1), "max_depth": Integer(1, 10), "min_child_weight": Real(1, 10), "n_estimators": Integer(1, 1000), }
<b>is_multiseries</b>	False
<b>model_family</b>	ModelFamily.XGBOOST
<b>modifies_features</b>	True
<b>modifies_target</b>	False
<b>name</b>	XGBoost Classifier
<b>SEED_MAX</b>	None
<b>SEED_MIN</b>	None
<b>supported_problem_types</b>	[ ProblemTypes.BINARY, ProblemTypes.MULTICLASS, ProblemTypes.TIME_SERIES_BINARY, ProblemTypes.TIME_SERIES_MULTICLASS, ]
<b>training_only</b>	False

### Methods

<i>clone</i>	Constructs a new component with the same parameters and random state.
<i>default_parameters</i>	Returns the default parameters for this component.
<i>describe</i>	Describe a component and its parameters.
<i>feature_importance</i>	Feature importance of fitted XGBoost classifier.
<i>fit</i>	Fits XGBoost classifier component to data.
<i>get_prediction_intervals</i>	Find the prediction intervals using the fitted regressor.
<i>load</i>	Loads component at file path.
<i>needs_fitting</i>	Returns boolean determining if component needs fitting before calling predict, predict_proba, transform, or feature_importances.
<i>parameters</i>	Returns the parameters which were used to initialize the component.
<i>predict</i>	Make predictions using the fitted XGBoost classifier.
<i>predict_proba</i>	Make predictions using the fitted CatBoost classifier.
<i>save</i>	Saves component at file path.
<i>update_parameters</i>	Updates the parameter dictionary of the component.

**clone**(*self*)

Constructs a new component with the same parameters and random state.

**Returns** A new instance of this component with identical parameters and random state.

**default\_parameters**(*cls*)

Returns the default parameters for this component.

Our convention is that `Component.default_parameters == Component().parameters`.

**Returns** Default parameters for this component.

**Return type** dict

**describe**(*self*, *print\_name=False*, *return\_dict=False*)

Describe a component and its parameters.

**Parameters**

- **print\_name** (*bool*, *optional*) – whether to print name of component
- **return\_dict** (*bool*, *optional*) – whether to return description as dictionary in the format {"name": name, "parameters": parameters}

**Returns** Returns dictionary if `return_dict` is `True`, else `None`.

**Return type** None or dict

**property feature\_importance**(*self*)

Feature importance of fitted XGBoost classifier.

**fit**(*self*, *X*, *y=None*)

Fits XGBoost classifier component to data.

**Parameters**

- **X** (*pd.DataFrame*) – The input training data of shape `[n_samples, n_features]`.
- **y** (*pd.Series*) – The target training data of length `[n_samples]`.

**Returns** *self*

**get\_prediction\_intervals**(*self*, *X: pandas.DataFrame*, *y: Optional[pandas.Series] = None*, *coverage: List[float] = None*, *predictions: pandas.Series = None*) → Dict[str, pandas.Series]

Find the prediction intervals using the fitted regressor.

This function takes the predictions of the fitted estimator and calculates the rolling standard deviation across all predictions using a window size of 5. The lower and upper predictions are determined by taking the percent point (quantile) function of the lower tail probability at each bound multiplied by the rolling standard deviation.

**Parameters**

- **X** (*pd.DataFrame*) – Data of shape `[n_samples, n_features]`.
- **y** (*pd.Series*) – Target data. Ignored.
- **coverage** (*list[float]*) – A list of floats between the values 0 and 1 that the upper and lower bounds of the prediction interval should be calculated for.
- **predictions** (*pd.Series*) – Optional list of predictions to use. If `None`, will generate predictions using *X*.

**Returns** Prediction intervals, keys are in the format `{coverage}_lower` or `{coverage}_upper`.

**Return type** dict

**Raises** **MethodPropertyNotFoundError** – If the estimator does not support Time Series Regression as a problem type.

**static load**(*file\_path*)

Loads component at file path.

**Parameters** **file\_path** (*str*) – Location to load file.

**Returns** ComponentBase object

**needs\_fitting**(*self*)

Returns boolean determining if component needs fitting before calling predict, predict\_proba, transform, or feature\_importances.

This can be overridden to False for components that do not need to be fit or whose fit methods do nothing.

**Returns** True.

**property parameters**(*self*)

Returns the parameters which were used to initialize the component.

**predict**(*self*, *X*)

Make predictions using the fitted XGBoost classifier.

**Parameters** **X** (*pd.DataFrame*) – Data of shape [n\_samples, n\_features].

**Returns** Predicted values.

**Return type** pd.DataFrame

**predict\_proba**(*self*, *X*)

Make predictions using the fitted CatBoost classifier.

**Parameters** **X** (*pd.DataFrame*) – Data of shape [n\_samples, n\_features].

**Returns** Predicted values.

**Return type** pd.DataFrame

**save**(*self*, *file\_path*, *pickle\_protocol=cloudpickle.DEFAULT\_PROTOCOL*)

Saves component at file path.

**Parameters**

- **file\_path** (*str*) – Location to save file.
- **pickle\_protocol** (*int*) – The pickle data stream format.

**update\_parameters**(*self*, *update\_dict*, *reset\_fit=True*)

Updates the parameter dictionary of the component.

**Parameters**

- **update\_dict** (*dict*) – A dict of parameters to update.
- **reset\_fit** (*bool*, *optional*) – If True, will set *\_is\_fitted* to False.

**class** evalml.pipelines.XGBoostRegressor(*eta: float = 0.1*, *max\_depth: int = 6*, *min\_child\_weight: int = 1*, *n\_estimators: int = 100*, *random\_seed: Union[int, float] = 0*, *n\_jobs: int = 12*, *\*\*kwargs*)

XGBoost Regressor.

**Parameters**

- **eta** (*float*) – Boosting learning rate. Defaults to 0.1.
- **max\_depth** (*int*) – Maximum tree depth for base learners. Defaults to 6.
- **min\_child\_weight** (*float*) – Minimum sum of instance weight (hessian) needed in a child. Defaults to 1.0
- **n\_estimators** (*int*) – Number of gradient boosted trees. Equivalent to number of boosting rounds. Defaults to 100.
- **random\_seed** (*int*) – Seed for the random number generator. Defaults to 0.
- **n\_jobs** (*int*) – Number of parallel threads used to run xgboost. Note that creating thread contention will significantly slow down the algorithm. Defaults to 12.

#### Attributes

<b>hyper-parameter_ranges</b>	{ "eta": Real(0.000001, 1), "max_depth": Integer(1, 20), "min_child_weight": Real(1, 10), "n_estimators": Integer(1, 1000), }
<b>is_multiseries</b>	False
<b>model_family</b>	ModelFamily.XGBOOST
<b>modifies_features</b>	True
<b>modifies_target</b>	False
<b>name</b>	XGBoost Regressor
<b>SEED_MAX</b>	None
<b>SEED_MIN</b>	None
<b>supported_problem_types</b>	[ ProblemTypes.REGRESSION, ProblemTypes.TIME_SERIES_REGRESSION, ]
<b>training_only</b>	False

#### Methods

<i>clone</i>	Constructs a new component with the same parameters and random state.
<i>default_parameters</i>	Returns the default parameters for this component.
<i>describe</i>	Describe a component and its parameters.
<i>feature_importance</i>	Feature importance of fitted XGBoost regressor.
<i>fit</i>	Fits XGBoost regressor component to data.
<i>get_prediction_intervals</i>	Find the prediction intervals using the fitted XGBoostRegressor.
<i>load</i>	Loads component at file path.
<i>needs_fitting</i>	Returns boolean determining if component needs fitting before calling predict, predict_proba, transform, or feature_importances.
<i>parameters</i>	Returns the parameters which were used to initialize the component.
<i>predict</i>	Make predictions using fitted XGBoost regressor.
<i>predict_proba</i>	Make probability estimates for labels.
<i>save</i>	Saves component at file path.
<i>update_parameters</i>	Updates the parameter dictionary of the component.

**clone**(*self*)

Constructs a new component with the same parameters and random state.

**Returns** A new instance of this component with identical parameters and random state.

**default\_parameters**(*cls*)

Returns the default parameters for this component.

Our convention is that `Component.default_parameters == Component().parameters`.

**Returns** Default parameters for this component.

**Return type** dict

**describe**(*self*, *print\_name=False*, *return\_dict=False*)

Describe a component and its parameters.

**Parameters**

- **print\_name** (*bool*, *optional*) – whether to print name of component
- **return\_dict** (*bool*, *optional*) – whether to return description as dictionary in the format {"name": name, "parameters": parameters}

**Returns** Returns dictionary if `return_dict` is `True`, else `None`.

**Return type** None or dict

**property feature\_importance**(*self*) → pandas.Series

Feature importance of fitted XGBoost regressor.

**fit**(*self*, *X: pandas.DataFrame*, *y: Optional[pandas.Series] = None*)

Fits XGBoost regressor component to data.

**Parameters**

- **X** (*pd.DataFrame*) – The input training data of shape [n\_samples, n\_features].
- **y** (*pd.Series*, *optional*) – The target training data of length [n\_samples].

**Returns** self

**get\_prediction\_intervals**(*self*, *X: pandas.DataFrame*, *y: Optional[pandas.Series] = None*, *coverage: List[float] = None*, *predictions: pandas.Series = None*) → Dict[str, pandas.Series]

Find the prediction intervals using the fitted XGBoostRegressor.

**Parameters**

- **X** (*pd.DataFrame*) – Data of shape [n\_samples, n\_features].
- **y** (*pd.Series*) – Target data. Ignored.
- **coverage** (*List[float]*) – A list of floats between the values 0 and 1 that the upper and lower bounds of the prediction interval should be calculated for.
- **predictions** (*pd.Series*) – Optional list of predictions to use. If `None`, will generate predictions using `X`.

**Returns** Prediction intervals, keys are in the format {coverage}\_lower or {coverage}\_upper.

**Return type** dict

**static load**(*file\_path*)

Loads component at file path.

**Parameters** **file\_path** (*str*) – Location to load file.

**Returns** ComponentBase object

**needs\_fitting**(*self*)

Returns boolean determining if component needs fitting before calling predict, predict\_proba, transform, or feature\_importances.

This can be overridden to False for components that do not need to be fit or whose fit methods do nothing.

**Returns** True.

**property parameters**(*self*)

Returns the parameters which were used to initialize the component.

**predict**(*self*, *X*: *pandas.DataFrame*) → *pandas.Series*

Make predictions using fitted XGBoost regressor.

**Parameters** **X** (*pd.DataFrame*) – Data of shape [n\_samples, n\_features].

**Returns** Predicted values.

**Return type** *pd.Series*

**predict\_proba**(*self*, *X*: *pandas.DataFrame*) → *pandas.Series*

Make probability estimates for labels.

**Parameters** **X** (*pd.DataFrame*) – Features.

**Returns** Probability estimates.

**Return type** *pd.Series*

**Raises** **MethodPropertyNotFoundError** – If estimator does not have a predict\_proba method or a component\_obj that implements predict\_proba.

**save**(*self*, *file\_path*, *pickle\_protocol*=*cloudpickle.DEFAULT\_PROTOCOL*)

Saves component at file path.

**Parameters**

- **file\_path** (*str*) – Location to save file.
- **pickle\_protocol** (*int*) – The pickle data stream format.

**update\_parameters**(*self*, *update\_dict*, *reset\_fit*=*True*)

Updates the parameter dictionary of the component.

**Parameters**

- **update\_dict** (*dict*) – A dict of parameters to update.
- **reset\_fit** (*bool*, *optional*) – If True, will set *\_is\_fitted* to False.

## Preprocessing

Preprocessing utilities.

### Subpackages

#### `data_splitters`

Data splitter classes.

### Submodules

#### `no_split`

Empty Data Splitter class.

## Module Contents

### Classes Summary

<code>NoSplit</code>	Does not split the training data into training and validation sets.
----------------------	---

## Contents

**class** `evalml.preprocessing.data_splitters.no_split.NoSplit(random_seed=0)`

Does not split the training data into training and validation sets.

All data is passed as the training set, test data is simply an array of *None*. To be used for future unsupervised learning, should not be used in any of the currently supported pipelines.

**Parameters** `random_seed` (*int*) – The seed to use for random sampling. Defaults to 0. Not used.

### Methods

<code>get_metadata_routing</code>	Get metadata routing of this object.
<code>get_n_splits</code>	Return the number of splits of this object.
<code>is_cv</code>	Returns whether or not the data splitter is a cross-validation data splitter.
<code>split</code>	Divide the data into training and testing sets, where the testing set is empty.

**get\_metadata\_routing(*self*)**

Get metadata routing of this object.

Please check User Guide on how the routing mechanism works.

**Returns** `routing` – A `MetadataRequest` encapsulating routing information.

**Return type** `MetadataRequest`

**static** `get_n_splits()`

Return the number of splits of this object.

**Returns** Always returns 0.

**Return type** int

**property** `is_cv(self)`

Returns whether or not the data splitter is a cross-validation data splitter.

**Returns** If the splitter is a cross-validation data splitter

**Return type** bool

**split**(*self*, *X*, *y=None*)

Divide the data into training and testing sets, where the testing set is empty.

**Parameters**

- **X** (*pd.DataFrame*) – Dataframe of points to split
- **y** (*pd.Series*) – Series of points to split

**Returns** Indices to split data into training and test set

**Return type** list

## sk\_splitters

SKLearn data splitter wrapper classes.

## Module Contents

### Classes Summary

---

<i>KFold</i>	Wrapper class for sklearn's KFold splitter.
<i>StratifiedKFold</i>	Wrapper class for sklearn's Stratified KFold splitter.

---

## Contents

**class** `evalml.preprocessing.data_splitters.sk_splitters.KFold`(*n\_splits=5*, \*, *shuffle=False*,  
*random\_state=None*)

Wrapper class for sklearn's KFold splitter.

**Methods**

---

<i>get_metadata_routing</i>	Get metadata routing of this object.
<i>get_n_splits</i>	Returns the number of splitting iterations in the cross-validator
<i>is_cv</i>	Returns whether or not the data splitter is a cross-validation data splitter.
<i>split</i>	Generate indices to split data into training and test set.

---



**get\_metadata\_routing(*self*)**

Get metadata routing of this object.

Please check User Guide on how the routing mechanism works.

**Returns** **routing** – A `MetadataRequest` encapsulating routing information.

**Return type** `MetadataRequest`

**get\_n\_splits(*self*, *X=None*, *y=None*, *groups=None*)**

Returns the number of splitting iterations in the cross-validator

**Parameters**

- **X** (*object*) – Always ignored, exists for compatibility.
- **y** (*object*) – Always ignored, exists for compatibility.
- **groups** (*object*) – Always ignored, exists for compatibility.

**Returns** **n\_splits** – Returns the number of splitting iterations in the cross-validator.

**Return type** `int`

**property is\_cv(*self*)**

Returns whether or not the data splitter is a cross-validation data splitter.

**Returns** If the splitter is a cross-validation data splitter

**Return type** `bool`

**split(*self*, *X*, *y=None*, *groups=None*)**

Generate indices to split data into training and test set.

**Parameters**

- **X** (*array-like of shape (n\_samples, n\_features)*) – Training data, where *n\_samples* is the number of samples and *n\_features* is the number of features.
- **y** (*array-like of shape (n\_samples,)*, *default=None*) – The target variable for supervised learning problems.
- **groups** (*array-like of shape (n\_samples,)*, *default=None*) – Group labels for the samples used while splitting the dataset into train/test set.

**Yields**

- **train** (*ndarray*) – The training set indices for that split.
- **test** (*ndarray*) – The testing set indices for that split.

```
class evalml.preprocessing.data_splitters.sk_splitters.StratifiedKFold(n_splits=5, *,
                                                                    shuffle=False,
                                                                    random_state=None)
```

Wrapper class for sklearn's Stratified KFold splitter.

**Methods**

<code>get_metadata_routing</code>	Get metadata routing of this object.
<code>get_n_splits</code>	Returns the number of splitting iterations in the cross-validator
<code>is_cv</code>	Returns whether or not the data splitter is a cross-validation data splitter.
<code>split</code>	Generate indices to split data into training and test set.

**get\_metadata\_routing(*self*)**

Get metadata routing of this object.

Please check User Guide on how the routing mechanism works.

**Returns** `routing` – A `MetadataRequest` encapsulating routing information.

**Return type** `MetadataRequest`

**get\_n\_splits(*self*, *X=None*, *y=None*, *groups=None*)**

Returns the number of splitting iterations in the cross-validator

**Parameters**

- **X** (*object*) – Always ignored, exists for compatibility.
- **y** (*object*) – Always ignored, exists for compatibility.
- **groups** (*object*) – Always ignored, exists for compatibility.

**Returns** `n_splits` – Returns the number of splitting iterations in the cross-validator.

**Return type** `int`

**property is\_cv(*self*)**

Returns whether or not the data splitter is a cross-validation data splitter.

**Returns** If the splitter is a cross-validation data splitter

**Return type** `bool`

**split(*self*, *X*, *y*, *groups=None*)**

Generate indices to split data into training and test set.

**Parameters**

- **X** (*array-like of shape (n\_samples, n\_features)*) – Training data, where *n\_samples* is the number of samples and *n\_features* is the number of features.  
Note that providing *y* is sufficient to generate the splits and hence `np.zeros(n_samples)` may be used as a placeholder for *X* instead of actual training data.
- **y** (*array-like of shape (n\_samples,)*) – The target variable for supervised learning problems. Stratification is done based on the *y* labels.
- **groups** (*object*) – Always ignored, exists for compatibility.

**Yields**

- **train** (*ndarray*) – The training set indices for that split.
- **test** (*ndarray*) – The testing set indices for that split.

## Notes

Randomized CV splitters may return different results for each call of split. You can make the results identical by setting *random\_state* to an integer.

## time\_series\_split

Rolling Origin Cross Validation for time series problems.

## Module Contents

## Classes Summary

<i>TimeSeriesSplit</i>	Rolling Origin Cross Validation for time series problems.
------------------------	---

## Contents

```
class evalml.preprocessing.data_splitters.time_series_split.TimeSeriesSplit(max_delay=0,
                                                                           gap=0, forecast_horizon=None,
                                                                           time_index=None,
                                                                           n_splits=3)
```

Rolling Origin Cross Validation for time series problems.

The *max\_delay*, *gap*, and *forecast\_horizon* parameters are only used to validate that the requested split size is not too small given these parameters.

### Parameters

- **max\_delay** (*int*) – Max delay value for feature engineering. Time series pipelines create delayed features from existing features. This process will introduce NaNs into the first *max\_delay* number of rows. The splitter uses the last *max\_delay* number of rows from the previous split as the first *max\_delay* number of rows of the current split to avoid “throwing out” more data than is necessary. Defaults to 0.
- **gap** (*int*) – Number of time units separating the data used to generate features and the data to forecast on. Defaults to 0.
- **forecast\_horizon** (*int*, *None*) – Number of time units to forecast. Used for parameter validation. If an integer, will set the size of the cv splits. Defaults to *None*.
- **time\_index** (*str*) – Name of the column containing the datetime information used to order the data. Defaults to *None*.
- **n\_splits** (*int*) – number of data splits to make. Defaults to 3.

### Example

```
>>> import numpy as np
>>> import pandas as pd
...
>>> X = pd.DataFrame([i for i in range(10)], columns=["First"])
>>> y = pd.Series([i for i in range(10)])
...
>>> ts_split = TimeSeriesSplit(n_splits=4)
>>> generator_ = ts_split.split(X, y)
...
>>> first_split = next(generator_)
>>> assert (first_split[0] == np.array([0, 1])).all()
>>> assert (first_split[1] == np.array([2, 3])).all()
...
>>> second_split = next(generator_)
>>> assert (second_split[0] == np.array([0, 1, 2, 3])).all()
>>> assert (second_split[1] == np.array([4, 5])).all()
...
>>> third_split = next(generator_)
>>> assert (third_split[0] == np.array([0, 1, 2, 3, 4, 5])).all()
>>> assert (third_split[1] == np.array([6, 7])).all()
...
>>> fourth_split = next(generator_)
>>> assert (fourth_split[0] == np.array([0, 1, 2, 3, 4, 5, 6, 7])).all()
>>> assert (fourth_split[1] == np.array([8, 9])).all()
```

### Methods

<code>get_metadata_routing</code>	Get metadata routing of this object.
<code>get_n_splits</code>	Get the number of data splits.
<code>is_cv</code>	Returns whether or not the data splitter is a cross-validation data splitter.
<code>split</code>	Get the time series splits.

#### `get_metadata_routing(self)`

Get metadata routing of this object.

Please check User Guide on how the routing mechanism works.

**Returns** `routing` – A `MetadataRequest` encapsulating routing information.

**Return type** `MetadataRequest`

#### `get_n_splits(self, X=None, y=None, groups=None)`

Get the number of data splits.

##### Parameters

- **X** (`pd.DataFrame`, `None`) – Features to split.
- **y** (`pd.DataFrame`, `None`) – Target variable to split. Defaults to `None`.
- **groups** – Ignored but kept for compatibility with sklearn API. Defaults to `None`.

**Returns** Number of splits.

**property** `is_cv(self)`

Returns whether or not the data splitter is a cross-validation data splitter.

**Returns** If the splitter is a cross-validation data splitter

**Return type** bool

**split**(*self*, *X*, *y=None*, *groups=None*)

Get the time series splits.

*X* and *y* are assumed to be sorted in ascending time order. This method can handle passing in empty or None *X* and *y* data but note that *X* and *y* cannot be None or empty at the same time.

**Parameters**

- **X** (*pd.DataFrame*, *None*) – Features to split.
- **y** (*pd.DataFrame*, *None*) – Target variable to split. Defaults to None.
- **groups** – Ignored but kept for compatibility with sklearn API. Defaults to None.

**Yields** Iterator of (train, test) indices tuples.

**Raises** **ValueError** – If one of the proposed splits would be empty.

## training\_validation\_split

Training Validation Split class.

## Module Contents

### Classes Summary

<a href="#"><i>TrainingValidationSplit</i></a>	Split the training data into training and validation sets.
--	--

## Contents

**class** evalml.preprocessing.data\_splitters.training\_validation\_split.**TrainingValidationSplit**(*test\_size=None*, *train\_size=None*, *shuffle=True*, *stratify=None*, *random\_seed=0*)

Split the training data into training and validation sets.

**Parameters**

- **test\_size** (*float*) – What percentage of data points should be included in the validation set. Defaults to the complement of *train\_size* if *train\_size* is set, and 0.25 otherwise.
- **train\_size** (*float*) – What percentage of data points should be included in the training set. Defaults to the complement of *test\_size*

- **shuffle** (*boolean*) – Whether to shuffle the data before splitting. Defaults to False.
- **stratify** (*list*) – Splits the data in a stratified fashion, using this argument as class labels. Defaults to None.
- **random\_seed** (*int*) – The seed to use for random sampling. Defaults to 0.

## Examples

```
>>> import numpy as np
>>> import pandas as pd
...
>>> X = pd.DataFrame([i for i in range(10)], columns=["First"])
>>> y = pd.Series([i for i in range(10)])
...
>>> tv_split = TrainingValidationSplit()
>>> split_ = next(tv_split.split(X, y))
>>> assert (split_[0] == np.array([0, 1, 2, 3, 4, 5, 6])).all()
>>> assert (split_[1] == np.array([7, 8, 9])).all()
...
>>> tv_split = TrainingValidationSplit(test_size=0.5)
>>> split_ = next(tv_split.split(X, y))
>>> assert (split_[0] == np.array([0, 1, 2, 3, 4])).all()
>>> assert (split_[1] == np.array([5, 6, 7, 8, 9])).all()
...
>>> tv_split = TrainingValidationSplit(shuffle=True)
>>> split_ = next(tv_split.split(X, y))
>>> assert (split_[0] == np.array([9, 1, 6, 7, 3, 0, 5])).all()
>>> assert (split_[1] == np.array([2, 8, 4])).all()
...
>>> y = pd.Series([i % 3 for i in range(10)])
>>> tv_split = TrainingValidationSplit(shuffle=True, stratify=y)
>>> split_ = next(tv_split.split(X, y))
>>> assert (split_[0] == np.array([1, 9, 3, 2, 8, 6, 7])).all()
>>> assert (split_[1] == np.array([0, 4, 5])).all()
```

## Methods

<code>get_metadata_routing</code>	Get metadata routing of this object.
<code>get_n_splits</code>	Return the number of splits of this object.
<code>is_cv</code>	Returns whether or not the data splitter is a cross-validation data splitter.
<code>split</code>	Divide the data into training and testing sets.

### `get_metadata_routing(self)`

Get metadata routing of this object.

Please check User Guide on how the routing mechanism works.

**Returns** `routing` – A `MetadataRequest` encapsulating routing information.

**Return type** `MetadataRequest`

**static** `get_n_splits()`

Return the number of splits of this object.

**Returns** Always returns 1.

**Return type** int

**property** `is_cv(self)`

Returns whether or not the data splitter is a cross-validation data splitter.

**Returns** If the splitter is a cross-validation data splitter

**Return type** bool

**split**(*self*, *X*, *y=None*)

Divide the data into training and testing sets.

**Parameters**

- **X** (*pd.DataFrame*) – Dataframe of points to split
- **y** (*pd.Series*) – Series of points to split

**Returns** Indices to split data into training and test set

**Return type** list

## Package Contents

### Classes Summary

<i>KFold</i>	Wrapper class for sklearn's KFold splitter.
<i>NoSplit</i>	Does not split the training data into training and validation sets.
<i>StratifiedKFold</i>	Wrapper class for sklearn's Stratified KFold splitter.
<i>TimeSeriesSplit</i>	Rolling Origin Cross Validation for time series problems.
<i>TrainingValidationSplit</i>	Split the training data into training and validation sets.

### Contents

**class** `evalml.preprocessing.data_splitters.KFold`(*n\_splits=5*, \*, *shuffle=False*, *random\_state=None*)

Wrapper class for sklearn's KFold splitter.

**Methods**

<i>get_metadata_routing</i>	Get metadata routing of this object.
<i>get_n_splits</i>	Returns the number of splitting iterations in the cross-validator
<i>is_cv</i>	Returns whether or not the data splitter is a cross-validation data splitter.
<i>split</i>	Generate indices to split data into training and test set.

**get\_metadata\_routing**(*self*)

Get metadata routing of this object.

Please check User Guide on how the routing mechanism works.

**Returns** **routing** – A `MetadataRequest` encapsulating routing information.

**Return type** `MetadataRequest`

**get\_n\_splits**(*self*, *X=None*, *y=None*, *groups=None*)

Returns the number of splitting iterations in the cross-validator

**Parameters**

- **X** (*object*) – Always ignored, exists for compatibility.
- **y** (*object*) – Always ignored, exists for compatibility.
- **groups** (*object*) – Always ignored, exists for compatibility.

**Returns** **n\_splits** – Returns the number of splitting iterations in the cross-validator.

**Return type** `int`

**property is\_cv**(*self*)

Returns whether or not the data splitter is a cross-validation data splitter.

**Returns** If the splitter is a cross-validation data splitter

**Return type** `bool`

**split**(*self*, *X*, *y=None*, *groups=None*)

Generate indices to split data into training and test set.

**Parameters**

- **X** (*array-like of shape (n\_samples, n\_features)*) – Training data, where *n\_samples* is the number of samples and *n\_features* is the number of features.
- **y** (*array-like of shape (n\_samples,)*, *default=None*) – The target variable for supervised learning problems.
- **groups** (*array-like of shape (n\_samples,)*, *default=None*) – Group labels for the samples used while splitting the dataset into train/test set.

**Yields**

- **train** (*ndarray*) – The training set indices for that split.
- **test** (*ndarray*) – The testing set indices for that split.

**class** `evalml.preprocessing.data_splitters.NoSplit`(*random\_seed=0*)

Does not split the training data into training and validation sets.

All data is passed as the training set, test data is simply an array of *None*. To be used for future unsupervised learning, should not be used in any of the currently supported pipelines.

**Parameters** **random\_seed** (*int*) – The seed to use for random sampling. Defaults to 0. Not used.

**Methods**



<code>get_metadata_routing</code>	Get metadata routing of this object.
<code>get_n_splits</code>	Return the number of splits of this object.
<code>is_cv</code>	Returns whether or not the data splitter is a cross-validation data splitter.
<code>split</code>	Divide the data into training and testing sets, where the testing set is empty.

**get\_metadata\_routing(*self*)**

Get metadata routing of this object.

Please check User Guide on how the routing mechanism works.

**Returns** `routing` – A `MetadataRequest` encapsulating routing information.

**Return type** `MetadataRequest`

**static get\_n\_splits()**

Return the number of splits of this object.

**Returns** Always returns 0.

**Return type** `int`

**property is\_cv(*self*)**

Returns whether or not the data splitter is a cross-validation data splitter.

**Returns** If the splitter is a cross-validation data splitter

**Return type** `bool`

**split(*self*, *X*, *y=None*)**

Divide the data into training and testing sets, where the testing set is empty.

**Parameters**

- **X** (`pd.DataFrame`) – Dataframe of points to split
- **y** (`pd.Series`) – Series of points to split

**Returns** Indices to split data into training and test set

**Return type** `list`

**class** `evalml.preprocessing.data_splitters.StratifiedKFold(n_splits=5, *, shuffle=False, random_state=None)`

Wrapper class for sklearn's Stratified KFold splitter.

**Methods**

<code>get_metadata_routing</code>	Get metadata routing of this object.
<code>get_n_splits</code>	Returns the number of splitting iterations in the cross-validator
<code>is_cv</code>	Returns whether or not the data splitter is a cross-validation data splitter.
<code>split</code>	Generate indices to split data into training and test set.

**get\_metadata\_routing**(*self*)

Get metadata routing of this object.

Please check User Guide on how the routing mechanism works.

**Returns** **routing** – A `MetadataRequest` encapsulating routing information.

**Return type** `MetadataRequest`

**get\_n\_splits**(*self*, *X=None*, *y=None*, *groups=None*)

Returns the number of splitting iterations in the cross-validator

**Parameters**

- **X** (*object*) – Always ignored, exists for compatibility.
- **y** (*object*) – Always ignored, exists for compatibility.
- **groups** (*object*) – Always ignored, exists for compatibility.

**Returns** **n\_splits** – Returns the number of splitting iterations in the cross-validator.

**Return type** `int`

**property is\_cv**(*self*)

Returns whether or not the data splitter is a cross-validation data splitter.

**Returns** If the splitter is a cross-validation data splitter

**Return type** `bool`

**split**(*self*, *X*, *y*, *groups=None*)

Generate indices to split data into training and test set.

**Parameters**

- **X** (*array-like of shape (n\_samples, n\_features)*) – Training data, where *n\_samples* is the number of samples and *n\_features* is the number of features.

Note that providing *y* is sufficient to generate the splits and hence `np.zeros(n_samples)` may be used as a placeholder for *X* instead of actual training data.

- **y** (*array-like of shape (n\_samples,)*) – The target variable for supervised learning problems. Stratification is done based on the *y* labels.
- **groups** (*object*) – Always ignored, exists for compatibility.

**Yields**

- **train** (*ndarray*) – The training set indices for that split.
- **test** (*ndarray*) – The testing set indices for that split.

## Notes

Randomized CV splitters may return different results for each call of `split`. You can make the results identical by setting `random_state` to an integer.

```
class evalml.preprocessing.data_splitters.TimeSeriesSplit(max_delay=0, gap=0,
                                                           forecast_horizon=None,
                                                           time_index=None, n_splits=3)
```

Rolling Origin Cross Validation for time series problems.

The `max_delay`, `gap`, and `forecast_horizon` parameters are only used to validate that the requested split size is not too small given these parameters.

### Parameters

- **`max_delay`** (*int*) – Max delay value for feature engineering. Time series pipelines create delayed features from existing features. This process will introduce NaNs into the first `max_delay` number of rows. The splitter uses the last `max_delay` number of rows from the previous split as the first `max_delay` number of rows of the current split to avoid “throwing out” more data than is necessary. Defaults to 0.
- **`gap`** (*int*) – Number of time units separating the data used to generate features and the data to forecast on. Defaults to 0.
- **`forecast_horizon`** (*int*, *None*) – Number of time units to forecast. Used for parameter validation. If an integer, will set the size of the cv splits. Defaults to *None*.
- **`time_index`** (*str*) – Name of the column containing the datetime information used to order the data. Defaults to *None*.
- **`n_splits`** (*int*) – number of data splits to make. Defaults to 3.

### Example

```
>>> import numpy as np
>>> import pandas as pd
...
>>> X = pd.DataFrame([i for i in range(10)], columns=["First"])
>>> y = pd.Series([i for i in range(10)])
...
>>> ts_split = TimeSeriesSplit(n_splits=4)
>>> generator_ = ts_split.split(X, y)
...
>>> first_split = next(generator_)
>>> assert (first_split[0] == np.array([0, 1])).all()
>>> assert (first_split[1] == np.array([2, 3])).all()
...
>>> second_split = next(generator_)
>>> assert (second_split[0] == np.array([0, 1, 2, 3])).all()
>>> assert (second_split[1] == np.array([4, 5])).all()
...
>>> third_split = next(generator_)
>>> assert (third_split[0] == np.array([0, 1, 2, 3, 4, 5])).all()
>>> assert (third_split[1] == np.array([6, 7])).all()
...
>>> fourth_split = next(generator_)
>>> assert (fourth_split[0] == np.array([0, 1, 2, 3, 4, 5, 6, 7])).all()
>>> assert (fourth_split[1] == np.array([8, 9])).all()
```

### Methods

<code>get_metadata_routing</code>	Get metadata routing of this object.
<code>get_n_splits</code>	Get the number of data splits.
<code>is_cv</code>	Returns whether or not the data splitter is a cross-validation data splitter.
<code>split</code>	Get the time series splits.

**get\_metadata\_routing(*self*)**

Get metadata routing of this object.

Please check User Guide on how the routing mechanism works.

**Returns** `routing` – A `MetadataRequest` encapsulating routing information.

**Return type** `MetadataRequest`

**get\_n\_splits(*self*, *X=None*, *y=None*, *groups=None*)**

Get the number of data splits.

**Parameters**

- **X** (`pd.DataFrame`, `None`) – Features to split.
- **y** (`pd.DataFrame`, `None`) – Target variable to split. Defaults to `None`.
- **groups** – Ignored but kept for compatibility with sklearn API. Defaults to `None`.

**Returns** Number of splits.

**property is\_cv(*self*)**

Returns whether or not the data splitter is a cross-validation data splitter.

**Returns** If the splitter is a cross-validation data splitter

**Return type** `bool`

**split(*self*, *X*, *y=None*, *groups=None*)**

Get the time series splits.

*X* and *y* are assumed to be sorted in ascending time order. This method can handle passing in empty or `None` *X* and *y* data but note that *X* and *y* cannot be `None` or empty at the same time.

**Parameters**

- **X** (`pd.DataFrame`, `None`) – Features to split.
- **y** (`pd.DataFrame`, `None`) – Target variable to split. Defaults to `None`.
- **groups** – Ignored but kept for compatibility with sklearn API. Defaults to `None`.

**Yields** Iterator of (train, test) indices tuples.

**Raises** **ValueError** – If one of the proposed splits would be empty.

```
class evalml.preprocessing.data_splitters.TrainingValidationSplit(test_size=None,  
                                                                train_size=None,  
                                                                shuffle=False, stratify=None,  
                                                                random_seed=0)
```

Split the training data into training and validation sets.

**Parameters**

- **test\_size** (`float`) – What percentage of data points should be included in the validation set. Defaults to the complement of *train\_size* if *train\_size* is set, and 0.25 otherwise.

- **train\_size** (*float*) – What percentage of data points should be included in the training set. Defaults to the complement of *test\_size*
- **shuffle** (*boolean*) – Whether to shuffle the data before splitting. Defaults to False.
- **stratify** (*list*) – Splits the data in a stratified fashion, using this argument as class labels. Defaults to None.
- **random\_seed** (*int*) – The seed to use for random sampling. Defaults to 0.

## Examples

```
>>> import numpy as np
>>> import pandas as pd
...
>>> X = pd.DataFrame([i for i in range(10)], columns=["First"])
>>> y = pd.Series([i for i in range(10)])
...
>>> tv_split = TrainingValidationSplit()
>>> split_ = next(tv_split.split(X, y))
>>> assert (split_[0] == np.array([0, 1, 2, 3, 4, 5, 6])).all()
>>> assert (split_[1] == np.array([7, 8, 9])).all()
...
...
>>> tv_split = TrainingValidationSplit(test_size=0.5)
>>> split_ = next(tv_split.split(X, y))
>>> assert (split_[0] == np.array([0, 1, 2, 3, 4])).all()
>>> assert (split_[1] == np.array([5, 6, 7, 8, 9])).all()
...
...
>>> tv_split = TrainingValidationSplit(shuffle=True)
>>> split_ = next(tv_split.split(X, y))
>>> assert (split_[0] == np.array([9, 1, 6, 7, 3, 0, 5])).all()
>>> assert (split_[1] == np.array([2, 8, 4])).all()
...
...
>>> y = pd.Series([i % 3 for i in range(10)])
>>> tv_split = TrainingValidationSplit(shuffle=True, stratify=y)
>>> split_ = next(tv_split.split(X, y))
>>> assert (split_[0] == np.array([1, 9, 3, 2, 8, 6, 7])).all()
>>> assert (split_[1] == np.array([0, 4, 5])).all()
```

## Methods

<code>get_metadata_routing</code>	Get metadata routing of this object.
<code>get_n_splits</code>	Return the number of splits of this object.
<code>is_cv</code>	Returns whether or not the data splitter is a cross-validation data splitter.
<code>split</code>	Divide the data into training and testing sets.

### `get_metadata_routing(self)`

Get metadata routing of this object.

Please check User Guide on how the routing mechanism works.

**Returns** `routing` – A `MetadataRequest` encapsulating routing information.

**Return type** `MetadataRequest`

**static** `get_n_splits()`

Return the number of splits of this object.

**Returns** Always returns 1.

**Return type** `int`

**property** `is_cv(self)`

Returns whether or not the data splitter is a cross-validation data splitter.

**Returns** If the splitter is a cross-validation data splitter

**Return type** `bool`

**split**(*self*, *X*, *y=None*)

Divide the data into training and testing sets.

**Parameters**

- *X* (`pd.DataFrame`) – Dataframe of points to split
- *y* (`pd.Series`) – Series of points to split

**Returns** Indices to split data into training and test set

**Return type** `list`

## Submodules

### `utils`

Helpful preprocessing utilities.

## Module Contents

### Functions

<code>load_data</code>	Load features and target from file.
<code>number_of_features</code>	Get the number of features of each specific dtype in a <code>DataFrame</code> .
<code>split_data</code>	Split data into train and test sets.
<code>split_multiseries_data</code>	Split stacked multiseries data into train and test sets. Unstacked data can use <code>split_data</code> .
<code>target_distribution</code>	Get the target distributions.

## Contents

`evalml.preprocessing.utils.load_data(path, index, target, n_rows=None, drop=None, verbose=True, **kwargs)`

Load features and target from file.

### Parameters

- **path** (*str*) – Path to file or a http/ftp/s3 URL.
- **index** (*str*) – Column for index.
- **target** (*str*) – Column for target.
- **n\_rows** (*int*) – Number of rows to return. Defaults to None.
- **drop** (*list*) – List of columns to drop. Defaults to None.
- **verbose** (*bool*) – If True, prints information about features and target. Defaults to True.
- **\*\*kwargs** – Other keyword arguments that should be passed to panda's `read_csv` method.

**Returns** Features matrix and target.

**Return type** `pd.DataFrame, pd.Series`

`evalml.preprocessing.utils.number_of_features(dtypes)`

Get the number of features of each specific dtype in a DataFrame.

**Parameters** **dtypes** (*pd.Series*) – `DataFrame.dtypes` to get the number of features for.

**Returns** dtypes and the number of features for each input type.

**Return type** `pd.Series`

## Example

```
>>> X = pd.DataFrame()
>>> X["integers"] = [i for i in range(10)]
>>> X["floats"] = [float(i) for i in range(10)]
>>> X["strings"] = [str(i) for i in range(10)]
>>> X["booleans"] = [bool(i%2) for i in range(10)]
```

Lists the number of columns corresponding to each dtype.

```
>>> number_of_features(X.dtypes)
      Number of Features
Boolean                1
Categorical            1
Numeric               2
```

`evalml.preprocessing.utils.split_data(X, y, problem_type, problem_configuration=None, test_size=None, random_seed=0)`

Split data into train and test sets.

### Parameters

- **X** (*pd.DataFrame* or *np.ndarray*) – data of shape `[n_samples, n_features]`
- **y** (*pd.Series*, or *np.ndarray*) – target data of length `[n_samples]`

- **problem\_type** (*str or ProblemTypes*) – type of supervised learning problem. see `evalml.problem_types.problemtypes.all_problem_types` for a full list.
- **problem\_configuration** (*dict*) – Additional parameters needed to configure the search. For example, in time series problems, values should be passed in for the `time_index`, `gap`, and `max_delay` variables.
- **test\_size** (*float*) – What percentage of data points should be included in the test set. Defaults to 0.2 (20%) for non-timeseries problems and 0.1 (10%) for timeseries problems.
- **random\_seed** (*int*) – Seed for the random number generator. Defaults to 0.

**Returns** Feature and target data each split into train and test sets.

**Return type** `pd.DataFrame`, `pd.DataFrame`, `pd.Series`, `pd.Series`

### Examples

```
>>> X = pd.DataFrame([1, 2, 3, 4, 5, 6], columns=["First"])
>>> y = pd.Series([8, 9, 10, 11, 12, 13])
...
>>> X_train, X_validation, y_train, y_validation = split_data(X, y, "regression",
↳ random_seed=42)
>>> X_train
   First
5      6
2      3
4      5
3      4
>>> X_validation
   First
0      1
1      2
>>> y_train
5    13
2    10
4    12
3    11
dtype: int64
>>> y_validation
0     8
1     9
dtype: int64
```

`evalml.preprocessing.utils.split_multiseries_data(X, y, series_id, time_index, **kwargs)`

Split stacked multiseries data into train and test sets. Unstacked data can use `split_data`.

#### Parameters

- **X** (*pd.DataFrame*) – The input training data of shape `[n_samples*n_series, n_features]`.
- **y** (*pd.Series*) – The target training targets of length `[n_samples*n_series]`.
- **series\_id** (*str*) – Name of column containing series id.
- **time\_index** (*str*) – Name of column containing time index.
- **\*\*kwargs** – Additional keyword arguments to pass to the `split_data` function.



**Returns** Feature and target data each split into train and test sets.

**Return type** `pd.DataFrame`, `pd.DataFrame`, `pd.Series`, `pd.Series`

`evalml.preprocessing.utils.target_distribution(targets)`

Get the target distributions.

**Parameters** `targets` (`pd.Series`) – Target data.

**Returns** Target data and their frequency distribution as percentages.

**Return type** `pd.Series`

## Examples

```
>>> y = pd.Series([1, 2, 4, 1, 3, 3, 1, 2])
>>> print(target_distribution(y).to_string())
Targets
1    37.50%
2    25.00%
3    25.00%
4    12.50%
>>> y = pd.Series([True, False, False, False, True])
>>> print(target_distribution(y).to_string())
Targets
False    60.00%
True     40.00%
```

## Package Contents

### Classes Summary

<i>NoSplit</i>	Does not split the training data into training and validation sets.
<i>TimeSeriesSplit</i>	Rolling Origin Cross Validation for time series problems.
<i>TrainingValidationSplit</i>	Split the training data into training and validation sets.

### Functions

<i>load_data</i>	Load features and target from file.
<i>number_of_features</i>	Get the number of features of each specific dtype in a DataFrame.
<i>split_data</i>	Split data into train and test sets.
<i>split_multiseries_data</i>	Split stacked multiseries data into train and test sets. Unstacked data can use <i>split_data</i> .
<i>target_distribution</i>	Get the target distributions.

## Contents

`evalml.preprocessing.load_data(path, index, target, n_rows=None, drop=None, verbose=True, **kwargs)`

Load features and target from file.

### Parameters

- **path** (*str*) – Path to file or a http/ftp/s3 URL.
- **index** (*str*) – Column for index.
- **target** (*str*) – Column for target.
- **n\_rows** (*int*) – Number of rows to return. Defaults to None.
- **drop** (*list*) – List of columns to drop. Defaults to None.
- **verbose** (*bool*) – If True, prints information about features and target. Defaults to True.
- **\*\*kwargs** – Other keyword arguments that should be passed to panda’s `read_csv` method.

**Returns** Features matrix and target.

**Return type** `pd.DataFrame`, `pd.Series`

**class** `evalml.preprocessing.NoSplit(random_seed=0)`

Does not split the training data into training and validation sets.

All data is passed as the training set, test data is simply an array of *None*. To be used for future unsupervised learning, should not be used in any of the currently supported pipelines.

**Parameters** **random\_seed** (*int*) – The seed to use for random sampling. Defaults to 0. Not used.

### Methods

<code>get_metadata_routing</code>	Get metadata routing of this object.
<code>get_n_splits</code>	Return the number of splits of this object.
<code>is_cv</code>	Returns whether or not the data splitter is a cross-validation data splitter.
<code>split</code>	Divide the data into training and testing sets, where the testing set is empty.

**get\_metadata\_routing(self)**

Get metadata routing of this object.

Please check User Guide on how the routing mechanism works.

**Returns** **routing** – A `MetadataRequest` encapsulating routing information.

**Return type** `MetadataRequest`

**static** **get\_n\_splits()**

Return the number of splits of this object.

**Returns** Always returns 0.

**Return type** `int`

**property** **is\_cv(self)**

Returns whether or not the data splitter is a cross-validation data splitter.

**Returns** If the splitter is a cross-validation data splitter

**Return type** bool

**split**(*self*, *X*, *y=None*)

Divide the data into training and testing sets, where the testing set is empty.

**Parameters**

- **X** (*pd.DataFrame*) – Dataframe of points to split
- **y** (*pd.Series*) – Series of points to split

**Returns** Indices to split data into training and test set

**Return type** list

`evalml.preprocessing.number_of_features(dtypes)`

Get the number of features of each specific dtype in a DataFrame.

**Parameters** **dtypes** (*pd.Series*) – DataFrame.dtypes to get the number of features for.

**Returns** dtypes and the number of features for each input type.

**Return type** *pd.Series*

### Example

```
>>> X = pd.DataFrame()
>>> X["integers"] = [i for i in range(10)]
>>> X["floats"] = [float(i) for i in range(10)]
>>> X["strings"] = [str(i) for i in range(10)]
>>> X["booleans"] = [bool(i%2) for i in range(10)]
```

Lists the number of columns corresponding to each dtype.

```
>>> number_of_features(X.dtypes)
      Number of Features
Boolean                1
Categorical            1
Numeric                2
```

`evalml.preprocessing.split_data(X, y, problem_type, problem_configuration=None, test_size=None, random_seed=0)`

Split data into train and test sets.

**Parameters**

- **X** (*pd.DataFrame* or *np.ndarray*) – data of shape [*n\_samples*, *n\_features*]
- **y** (*pd.Series*, or *np.ndarray*) – target data of length [*n\_samples*]
- **problem\_type** (*str* or *ProblemTypes*) – type of supervised learning problem. see `evalml.problem_types.problemtype.all_problem_types` for a full list.
- **problem\_configuration** (*dict*) – Additional parameters needed to configure the search. For example, in time series problems, values should be passed in for the `time_index`, `gap`, and `max_delay` variables.
- **test\_size** (*float*) – What percentage of data points should be included in the test set. Defaults to 0.2 (20%) for non-timeseries problems and 0.1 (10%) for timeseries problems.
- **random\_seed** (*int*) – Seed for the random number generator. Defaults to 0.

**Returns** Feature and target data each split into train and test sets.

**Return type** `pd.DataFrame`, `pd.DataFrame`, `pd.Series`, `pd.Series`

### Examples

```
>>> X = pd.DataFrame([1, 2, 3, 4, 5, 6], columns=["First"])
>>> y = pd.Series([8, 9, 10, 11, 12, 13])
...
>>> X_train, X_validation, y_train, y_validation = split_data(X, y, "regression",
↳ random_seed=42)
>>> X_train
   First
5      6
2      3
4      5
3      4
>>> X_validation
   First
0      1
1      2
>>> y_train
5    13
2    10
4    12
3    11
dtype: int64
>>> y_validation
0     8
1     9
dtype: int64
```

`evalml.preprocessing.split_multiseries_data(X, y, series_id, time_index, **kwargs)`

Split stacked multiseries data into train and test sets. Unstacked data can use `split_data`.

#### Parameters

- **X** (`pd.DataFrame`) – The input training data of shape `[n_samples*n_series, n_features]`.
- **y** (`pd.Series`) – The target training targets of length `[n_samples*n_series]`.
- **series\_id** (`str`) – Name of column containing series id.
- **time\_index** (`str`) – Name of column containing time index.
- **\*\*kwargs** – Additional keyword arguments to pass to the `split_data` function.

**Returns** Feature and target data each split into train and test sets.

**Return type** `pd.DataFrame`, `pd.DataFrame`, `pd.Series`, `pd.Series`

`evalml.preprocessing.target_distribution(targets)`

Get the target distributions.

**Parameters** **targets** (`pd.Series`) – Target data.

**Returns** Target data and their frequency distribution as percentages.

**Return type** `pd.Series`

## Examples

```
>>> y = pd.Series([1, 2, 4, 1, 3, 3, 1, 2])
>>> print(target_distribution(y).to_string())
Targets
1    37.50%
2    25.00%
3    25.00%
4    12.50%
>>> y = pd.Series([True, False, False, False, True])
>>> print(target_distribution(y).to_string())
Targets
False    60.00%
True     40.00%
```

```
class evalml.preprocessing.TimeSeriesSplit(max_delay=0, gap=0, forecast_horizon=None,
                                           time_index=None, n_splits=3)
```

Rolling Origin Cross Validation for time series problems.

The `max_delay`, `gap`, and `forecast_horizon` parameters are only used to validate that the requested split size is not too small given these parameters.

### Parameters

- **max\_delay** (*int*) – Max delay value for feature engineering. Time series pipelines create delayed features from existing features. This process will introduce NaNs into the first `max_delay` number of rows. The splitter uses the last `max_delay` number of rows from the previous split as the first `max_delay` number of rows of the current split to avoid “throwing out” more data than in necessary. Defaults to 0.
- **gap** (*int*) – Number of time units separating the data used to generate features and the data to forecast on. Defaults to 0.
- **forecast\_horizon** (*int*, *None*) – Number of time units to forecast. Used for parameter validation. If an integer, will set the size of the cv splits. Defaults to *None*.
- **time\_index** (*str*) – Name of the column containing the datetime information used to order the data. Defaults to *None*.
- **n\_splits** (*int*) – number of data splits to make. Defaults to 3.

## Example

```
>>> import numpy as np
>>> import pandas as pd
...
>>> X = pd.DataFrame([i for i in range(10)], columns=["First"])
>>> y = pd.Series([i for i in range(10)])
...
>>> ts_split = TimeSeriesSplit(n_splits=4)
>>> generator_ = ts_split.split(X, y)
...
>>> first_split = next(generator_)
>>> assert (first_split[0] == np.array([0, 1])).all()
>>> assert (first_split[1] == np.array([2, 3])).all()
```

(continues on next page)

(continued from previous page)

```

...
...
>>> second_split = next(generator_)
>>> assert (second_split[0] == np.array([0, 1, 2, 3])).all()
>>> assert (second_split[1] == np.array([4, 5])).all()
...
...
>>> third_split = next(generator_)
>>> assert (third_split[0] == np.array([0, 1, 2, 3, 4, 5])).all()
>>> assert (third_split[1] == np.array([6, 7])).all()
...
...
>>> fourth_split = next(generator_)
>>> assert (fourth_split[0] == np.array([0, 1, 2, 3, 4, 5, 6, 7])).all()
>>> assert (fourth_split[1] == np.array([8, 9])).all()

```

## Methods

<code>get_metadata_routing</code>	Get metadata routing of this object.
<code>get_n_splits</code>	Get the number of data splits.
<code>is_cv</code>	Returns whether or not the data splitter is a cross-validation data splitter.
<code>split</code>	Get the time series splits.

### `get_metadata_routing(self)`

Get metadata routing of this object.

Please check User Guide on how the routing mechanism works.

**Returns** `routing` – A `MetadataRequest` encapsulating routing information.

**Return type** `MetadataRequest`

### `get_n_splits(self, X=None, y=None, groups=None)`

Get the number of data splits.

#### Parameters

- **X** (`pd.DataFrame`, `None`) – Features to split.
- **y** (`pd.DataFrame`, `None`) – Target variable to split. Defaults to `None`.
- **groups** – Ignored but kept for compatibility with sklearn API. Defaults to `None`.

**Returns** Number of splits.

### `property is_cv(self)`

Returns whether or not the data splitter is a cross-validation data splitter.

**Returns** If the splitter is a cross-validation data splitter

**Return type** `bool`

### `split(self, X, y=None, groups=None)`

Get the time series splits.

X and y are assumed to be sorted in ascending time order. This method can handle passing in empty or None X and y data but note that X and y cannot be None or empty at the same time.

**Parameters**

- **X** (*pd.DataFrame*, *None*) – Features to split.
- **y** (*pd.DataFrame*, *None*) – Target variable to split. Defaults to *None*.
- **groups** – Ignored but kept for compatibility with sklearn API. Defaults to *None*.

**Yields** Iterator of (train, test) indices tuples.

**Raises** **ValueError** – If one of the proposed splits would be empty.

```
class evalml.preprocessing.TrainingValidationSplit(test_size=None, train_size=None, shuffle=False,
                                                  stratify=None, random_seed=0)
```

Split the training data into training and validation sets.

**Parameters**

- **test\_size** (*float*) – What percentage of data points should be included in the validation set. Defaults to the complement of *train\_size* if *train\_size* is set, and 0.25 otherwise.
- **train\_size** (*float*) – What percentage of data points should be included in the training set. Defaults to the complement of *test\_size*
- **shuffle** (*boolean*) – Whether to shuffle the data before splitting. Defaults to *False*.
- **stratify** (*list*) – Splits the data in a stratified fashion, using this argument as class labels. Defaults to *None*.
- **random\_seed** (*int*) – The seed to use for random sampling. Defaults to 0.

**Examples**

```
>>> import numpy as np
>>> import pandas as pd
...
>>> X = pd.DataFrame([i for i in range(10)], columns=["First"])
>>> y = pd.Series([i for i in range(10)])
...
>>> tv_split = TrainingValidationSplit()
>>> split_ = next(tv_split.split(X, y))
>>> assert (split_[0] == np.array([0, 1, 2, 3, 4, 5, 6])).all()
>>> assert (split_[1] == np.array([7, 8, 9])).all()
...
>>> tv_split = TrainingValidationSplit(test_size=0.5)
>>> split_ = next(tv_split.split(X, y))
>>> assert (split_[0] == np.array([0, 1, 2, 3, 4])).all()
>>> assert (split_[1] == np.array([5, 6, 7, 8, 9])).all()
...
>>> tv_split = TrainingValidationSplit(shuffle=True)
>>> split_ = next(tv_split.split(X, y))
>>> assert (split_[0] == np.array([9, 1, 6, 7, 3, 0, 5])).all()
>>> assert (split_[1] == np.array([2, 8, 4])).all()
...
>>> y = pd.Series([i % 3 for i in range(10)])
```

(continues on next page)

(continued from previous page)

```
>>> tv_split = TrainingValidationSplit(shuffle=True, stratify=y)
>>> split_ = next(tv_split.split(X, y))
>>> assert (split_[0] == np.array([1, 9, 3, 2, 8, 6, 7])).all()
>>> assert (split_[1] == np.array([0, 4, 5])).all()
```

## Methods

<code>get_metadata_routing</code>	Get metadata routing of this object.
<code>get_n_splits</code>	Return the number of splits of this object.
<code>is_cv</code>	Returns whether or not the data splitter is a cross-validation data splitter.
<code>split</code>	Divide the data into training and testing sets.

### `get_metadata_routing(self)`

Get metadata routing of this object.

Please check User Guide on how the routing mechanism works.

**Returns** `routing` – A `MetadataRequest` encapsulating routing information.

**Return type** `MetadataRequest`

### `static get_n_splits()`

Return the number of splits of this object.

**Returns** Always returns 1.

**Return type** `int`

### `property is_cv(self)`

Returns whether or not the data splitter is a cross-validation data splitter.

**Returns** If the splitter is a cross-validation data splitter

**Return type** `bool`

### `split(self, X, y=None)`

Divide the data into training and testing sets.

**Parameters**

- `X (pd.DataFrame)` – Dataframe of points to split
- `y (pd.Series)` – Series of points to split

**Returns** Indices to split data into training and test set

**Return type** `list`



## Problem Types

The supported types of machine learning problems.

### Submodules

#### problem\_types

Enum defining the supported types of machine learning problems.

### Module Contents

#### Classes Summary

<i>ProblemTypes</i>	Enum defining the supported types of machine learning problems.
---------------------	---

### Contents

**class** evalml.problem\_types.problem\_types.**ProblemTypes**

Enum defining the supported types of machine learning problems.

#### Attributes

<b>BINARY</b>	Binary classification problem.
<b>MULTI-CLASS</b>	Multiclass classification problem.
<b>REGRESSION</b>	Regression problem.
<b>TIME_SERIES_BINARY</b>	Time series binary classification problem.
<b>TIME_SERIES_MULTICLASS</b>	Time series multiclass classification problem.
<b>TIME_SERIES_REGRESSION</b>	Time series regression problem.

#### Methods

<i>all_problem_types</i>	Get a list of all defined problem types.
<i>name</i>	The name of the Enum member.
<i>value</i>	The value of the Enum member.

**all\_problem\_types**(cls)

Get a list of all defined problem types.

**Returns** List of all defined problem types.

**Return type** list(*ProblemTypes*)

**name**(self)

The name of the Enum member.

**value**(*self*)

The value of the Enum member.

## utils

Utility methods for the ProblemTypes enum in EvalML.

## Module Contents

### Functions

<code>detect_problem_type</code>	Determine the type of problem is being solved based on the targets (binary vs multiclass classification, regression). Ignores missing and null data.
<code>handle_problem_types</code>	Handles problem_type by either returning the ProblemTypes or converting from a str.
<code>is_binary</code>	Determines if the provided problem_type is a binary classification problem type.
<code>is_classification</code>	Determines if the provided problem_type is a classification problem type.
<code>is_multiclass</code>	Determines if the provided problem_type is a multiclass classification problem type.
<code>is_regression</code>	Determines if the provided problem_type is a regression problem type.
<code>is_time_series</code>	Determines if the provided problem_type is a time series problem type.

## Contents

`evalml.problem_types.utils.detect_problem_type(y)`

Determine the type of problem is being solved based on the targets (binary vs multiclass classification, regression). Ignores missing and null data.

**Parameters** *y* (*pd.Series*) – The target labels to predict.

**Returns** ProblemType Enum

**Return type** ProblemType

### Examples

```
>>> y = pd.Series([0, 1, 0, 0, 0, 1, 1, 0, 0, 1, 1])
>>> assert detect_problem_type(y) == ProblemTypes.BINARY
...
>>> y = pd.Series([1, 2, 3, 2, 1, 1, 1, 2, 2, 3, 3])
>>> assert detect_problem_type(y) == ProblemTypes.MULTICLASS
...
>>> y = pd.Series([1.6, 4.2, 3.3, 2.9, 4, 1, 5.5, 2, -2, -3.2, 3])
>>> assert detect_problem_type(y) == ProblemTypes.REGRESSION
```

**Raises** **ValueError** – If the input has less than two classes.

`evalml.problem_types.utils.handle_problem_types(problem_type)`

Handles problem\_type by either returning the ProblemTypes or converting from a str.

**Parameters** **problem\_type** (*str or ProblemTypes*) – Problem type that needs to be handled.

**Returns** ProblemTypes enum

**Raises**

- **KeyError** – If input is not a valid ProblemTypes enum value.
- **ValueError** – If input is not a string or ProblemTypes object.

### Examples

```
>>> assert handle_problem_types("regression") == ProblemTypes.REGRESSION
>>> assert handle_problem_types("TIME SERIES BINARY") == ProblemTypes.TIME_SERIES_
↳BINARY
>>> assert handle_problem_types("Multiclass") == ProblemTypes.MULTICLASS
```

`evalml.problem_types.utils.is_binary(problem_type)`

Determines if the provided problem\_type is a binary classification problem type.

**Parameters** **problem\_type** (*str or ProblemTypes*) – type of supervised learning problem. See `evalml.problem_types.ProblemType.all_problem_types` for a full list.

**Returns** Whether or not the provided problem\_type is a binary classification problem type.

**Return type** bool

### Examples

```
>>> assert is_binary("Binary")
>>> assert is_binary(ProblemTypes.BINARY)
>>> assert is_binary(ProblemTypes.TIME_SERIES_BINARY)
```

`evalml.problem_types.utils.is_classification(problem_type)`

Determines if the provided problem\_type is a classification problem type.

**Parameters** **problem\_type** (*str or ProblemTypes*) – type of supervised learning problem. See `evalml.problem_types.ProblemType.all_problem_types` for a full list.

**Returns** Whether or not the provided problem\_type is a classification problem type.

**Return type** bool

### Examples

```
>>> assert is_classification("Multiclass")
>>> assert is_classification(ProblemTypes.TIME_SERIES_BINARY)
>>> assert not is_classification(ProblemTypes.REGRESSION)
```

`evalml.problem_types.utils.is_multiclass(problem_type)`

Determines if the provided *problem\_type* is a multiclass classification problem type.

**Parameters** *problem\_type* (*str* or *ProblemTypes*) – type of supervised learning problem. See `evalml.problem_types.ProblemType.all_problem_types` for a full list.

**Returns** Whether or not the provided *problem\_type* is a multiclass classification problem type.

**Return type** bool

### Examples

```
>>> assert is_multiclass("Multiclass")
>>> assert is_multiclass(ProblemTypes.MULTICLASS)
>>> assert is_multiclass(ProblemTypes.TIME_SERIES_MULTICLASS)
```

`evalml.problem_types.utils.is_regression(problem_type)`

Determines if the provided *problem\_type* is a regression problem type.

**Parameters** *problem\_type* (*str* or *ProblemTypes*) – type of supervised learning problem. See `evalml.problem_types.ProblemType.all_problem_types` for a full list.

**Returns** Whether or not the provided *problem\_type* is a regression problem type.

**Return type** bool

### Examples

```
>>> assert is_regression("Regression")
>>> assert is_regression(ProblemTypes.REGRESSION)
>>> assert is_regression(ProblemTypes.TIME_SERIES_REGRESSION)
```

`evalml.problem_types.utils.is_time_series(problem_type)`

Determines if the provided *problem\_type* is a time series problem type.

**Parameters** *problem\_type* (*str* or *ProblemTypes*) – type of supervised learning problem. See `evalml.problem_types.ProblemType.all_problem_types` for a full list.

**Returns** Whether or not the provided *problem\_type* is a time series problem type.

**Return type** bool

## Examples

```
>>> assert is_time_series("time series regression")
>>> assert is_time_series(ProblemTypes.TIME_SERIES_BINARY)
>>> assert not is_time_series(ProblemTypes.REGRESSION)
```

## Package Contents

### Classes Summary

<i>ProblemTypes</i>	Enum defining the supported types of machine learning problems.
---------------------	---

### Functions

<i>detect_problem_type</i>	Determine the type of problem is being solved based on the targets (binary vs multiclass classification, regression). Ignores missing and null data.
<i>handle_problem_types</i>	Handles problem_type by either returning the ProblemTypes or converting from a str.
<i>is_binary</i>	Determines if the provided problem_type is a binary classification problem type.
<i>is_classification</i>	Determines if the provided problem_type is a classification problem type.
<i>is_multiclass</i>	Determines if the provided problem_type is a multiclass classification problem type.
<i>is_regression</i>	Determines if the provided problem_type is a regression problem type.
<i>is_time_series</i>	Determines if the provided problem_type is a time series problem type.

## Contents

`evalml.problem_types.detect_problem_type(y)`

Determine the type of problem is being solved based on the targets (binary vs multiclass classification, regression). Ignores missing and null data.

**Parameters** *y* (*pd.Series*) – The target labels to predict.

**Returns** ProblemType Enum

**Return type** ProblemType

### Examples

```
>>> y = pd.Series([0, 1, 0, 0, 0, 1, 1, 0, 0, 1, 1])
>>> assert detect_problem_type(y) == ProblemTypes.BINARY
...
>>> y = pd.Series([1, 2, 3, 2, 1, 1, 1, 2, 2, 3, 3])
>>> assert detect_problem_type(y) == ProblemTypes.MULTICLASS
...
>>> y = pd.Series([1.6, 4.2, 3.3, 2.9, 4, 1, 5.5, 2, -2, -3.2, 3])
>>> assert detect_problem_type(y) == ProblemTypes.REGRESSION
```

**Raises** **ValueError** – If the input has less than two classes.

`evalml.problem_types.handle_problem_types(problem_type)`

Handles `problem_type` by either returning the `ProblemTypes` or converting from a str.

**Parameters** `problem_type` (`str` or `ProblemTypes`) – Problem type that needs to be handled.

**Returns** `ProblemTypes` enum

**Raises**

- **KeyError** – If input is not a valid `ProblemTypes` enum value.
- **ValueError** – If input is not a string or `ProblemTypes` object.

### Examples

```
>>> assert handle_problem_types("regression") == ProblemTypes.REGRESSION
>>> assert handle_problem_types("TIME SERIES BINARY") == ProblemTypes.TIME_SERIES_
↪BINARY
>>> assert handle_problem_types("Multiclass") == ProblemTypes.MULTICLASS
```

`evalml.problem_types.is_binary(problem_type)`

Determines if the provided `problem_type` is a binary classification problem type.

**Parameters** `problem_type` (`str` or `ProblemTypes`) – type of supervised learning problem. See `evalml.problem_types.ProblemType.all_problem_types` for a full list.

**Returns** Whether or not the provided `problem_type` is a binary classification problem type.

**Return type** `bool`

### Examples

```
>>> assert is_binary("Binary")
>>> assert is_binary(ProblemTypes.BINARY)
>>> assert is_binary(ProblemTypes.TIME_SERIES_BINARY)
```

`evalml.problem_types.is_classification(problem_type)`

Determines if the provided `problem_type` is a classification problem type.

**Parameters** `problem_type` (`str` or `ProblemTypes`) – type of supervised learning problem. See `evalml.problem_types.ProblemType.all_problem_types` for a full list.

**Returns** Whether or not the provided `problem_type` is a classification problem type.

**Return type** bool

### Examples

```
>>> assert is_classification("Multiclass")
>>> assert is_classification(ProblemTypes.TIME_SERIES_BINARY)
>>> assert not is_classification(ProblemTypes.REGRESSION)
```

`evalml.problem_types.is_multiclass(problem_type)`

Determines if the provided `problem_type` is a multiclass classification problem type.

**Parameters** `problem_type` (*str* or `ProblemTypes`) – type of supervised learning problem. See `evalml.problem_types.ProblemType.all_problem_types` for a full list.

**Returns** Whether or not the provided `problem_type` is a multiclass classification problem type.

**Return type** bool

### Examples

```
>>> assert is_multiclass("Multiclass")
>>> assert is_multiclass(ProblemTypes.MULTICLASS)
>>> assert is_multiclass(ProblemTypes.TIME_SERIES_MULTICLASS)
```

`evalml.problem_types.is_regression(problem_type)`

Determines if the provided `problem_type` is a regression problem type.

**Parameters** `problem_type` (*str* or `ProblemTypes`) – type of supervised learning problem. See `evalml.problem_types.ProblemType.all_problem_types` for a full list.

**Returns** Whether or not the provided `problem_type` is a regression problem type.

**Return type** bool

### Examples

```
>>> assert is_regression("Regression")
>>> assert is_regression(ProblemTypes.REGRESSION)
>>> assert is_regression(ProblemTypes.TIME_SERIES_REGRESSION)
```

`evalml.problem_types.is_time_series(problem_type)`

Determines if the provided `problem_type` is a time series problem type.

**Parameters** `problem_type` (*str* or `ProblemTypes`) – type of supervised learning problem. See `evalml.problem_types.ProblemType.all_problem_types` for a full list.

**Returns** Whether or not the provided `problem_type` is a time series problem type.

**Return type** bool

## Examples

```
>>> assert is_time_series("time series regression")
>>> assert is_time_series(ProblemTypes.TIME_SERIES_BINARY)
>>> assert not is_time_series(ProblemTypes.REGRESSION)
```

**class** evalml.problem\_types.**ProblemTypes**

Enum defining the supported types of machine learning problems.

### Attributes

<b>BINARY</b>	Binary classification problem.
<b>MULTI-CLASS</b>	Multiclass classification problem.
<b>REGRESSION</b>	Regression problem.
<b>TIME_SERIES_BINARY</b>	Time series binary classification problem.
<b>TIME_SERIES_MULTICLASS</b>	Time series multiclass classification problem.
<b>TIME_SERIES_REGRESSION</b>	Time series regression problem.

### Methods

<i>all_problem_types</i>	Get a list of all defined problem types.
<i>name</i>	The name of the Enum member.
<i>value</i>	The value of the Enum member.

**all\_problem\_types**(cls)

Get a list of all defined problem types.

**Returns** List of all defined problem types.

**Return type** list(*ProblemTypes*)

**name**(self)

The name of the Enum member.

**value**(self)

The value of the Enum member.

## Tuners

EvalML tuner classes.

## Submodules

### grid\_search\_tuner

Grid Search Optimizer, which generates all of the possible points to search for using a grid.



## Module Contents

### Classes Summary

---

<i>GridSearchTuner</i>	Grid Search Optimizer, which generates all of the possible points to search for using a grid.
------------------------	---

---

### Contents

**class** evalml.tuners.grid\_search\_tuner.**GridSearchTuner**(*pipeline\_hyperparameter\_ranges*, *n\_points=10*, *random\_seed=0*)

Grid Search Optimizer, which generates all of the possible points to search for using a grid.

#### Parameters

- **pipeline\_hyperparameter\_ranges** (*dict*) – a set of hyperparameter ranges corresponding to a pipeline’s parameters
- **n\_points** (*int*) – The number of points to sample from along each dimension defined in the space argument. Defaults to 10.
- **random\_seed** (*int*) – Seed for random number generator. Unused in this class, defaults to 0.

### Examples

```
>>> tuner = GridSearchTuner({'My Component': {'param a': [0.0, 10.0], 'param b': ['a', 'b', 'c']}}, n_points=5)
>>> proposal = tuner.propose()
...
>>> assert proposal.keys() == {'My Component'}
>>> assert proposal['My Component'] == {'param a': 0.0, 'param b': 'a'}
```

Determines points using a grid search approach.

```
>>> for each in range(5):
...     print(tuner.propose())
{'My Component': {'param a': 0.0, 'param b': 'b'}}
{'My Component': {'param a': 0.0, 'param b': 'c'}}
{'My Component': {'param a': 10.0, 'param b': 'a'}}
{'My Component': {'param a': 10.0, 'param b': 'b'}}
{'My Component': {'param a': 10.0, 'param b': 'c'}}
```

### Methods

<code>add</code>	Not applicable to grid search tuner as generated parameters are not dependent on scores of previous parameters.
<code>get_starting_parameters</code>	Gets the starting parameters given the pipeline hyperparameter range.
<code>is_search_space_exhausted</code>	Checks if it is possible to generate a set of valid parameters. Stores generated parameters in <code>self.curr_params</code> to be returned by <code>propose()</code> .
<code>propose</code>	Returns parameters from <code>_grid_points</code> iterations.

**add**(*self*, *pipeline\_parameters*, *score*)

Not applicable to grid search tuner as generated parameters are not dependent on scores of previous parameters.

**Parameters**

- **pipeline\_parameters** (*dict*) – a dict of the parameters used to evaluate a pipeline
- **score** (*float*) – the score obtained by evaluating the pipeline with the provided parameters

**get\_starting\_parameters**(*self*, *hyperparameter\_ranges*, *random\_seed=0*)

Gets the starting parameters given the pipeline hyperparameter range.

**Parameters**

- **hyperparameter\_ranges** (*dict*) – The custom hyperparameter ranges passed in during search. Used to determine the starting parameters.
- **random\_seed** (*int*) – The random seed to use. Defaults to 0.

**Returns** The starting parameters, randomly chosen, to initialize a pipeline with.

**Return type** dict

**is\_search\_space\_exhausted**(*self*)

Checks if it is possible to generate a set of valid parameters. Stores generated parameters in `self.curr_params` to be returned by `propose()`.

**Returns** If no more valid parameters exists in the search space, return False.

**Return type** bool

**Raises** **NoParamsException** – If a search space is exhausted, then this exception is thrown.

**propose**(*self*)

Returns parameters from `_grid_points` iterations.

If all possible combinations of parameters have been scored, then **NoParamsException** is raised.

**Returns** proposed pipeline parameters

**Return type** dict

## random\_search\_tuner

Random Search Optimizer.

### Module Contents

### Classes Summary

---

<i>RandomSearchTuner</i>
--------------------------

---

Random Search Optimizer.
--------------------------

---

### Contents

```
class evalml.tuners.random_search_tuner.RandomSearchTuner(pipeline_hyperparameter_ranges,
                                                         with_replacement=False,
                                                         replacement_max_attempts=10,
                                                         random_seed=0)
```

Random Search Optimizer.

#### Parameters

- **pipeline\_hyperparameter\_ranges** (*dict*) – a set of hyperparameter ranges corresponding to a pipeline’s parameters
- **with\_replacement** (*bool*) – If false, only unique hyperparameters will be shown
- **replacement\_max\_attempts** (*int*) – The maximum number of tries to get a unique set of random parameters. Only used if tuner is initialized with `with_replacement=True`
- **random\_seed** (*int*) – Seed for random number generator. Defaults to 0.

### Example

```
>>> tuner = RandomSearchTuner({'My Component': {'param a': [0.0, 10.0], 'param b': [
↪ 'a', 'b', 'c']}}, random_seed=42)
>>> proposal = tuner.propose()
...
>>> assert proposal.keys() == {'My Component'}
>>> assert proposal['My Component'] == {'param a': 3.7454011884736254, 'param b': 'c
↪'}
```

Determines points using a random search approach.

```
>>> for each in range(7):
...     print(tuner.propose())
{'My Component': {'param a': 7.3199394181140525, 'param b': 'b'}}
{'My Component': {'param a': 1.5601864044243654, 'param b': 'a'}}
{'My Component': {'param a': 0.5808361216819947, 'param b': 'c'}}
{'My Component': {'param a': 6.011150117432089, 'param b': 'c'}}
{'My Component': {'param a': 0.2058449429580245, 'param b': 'c'}}
{'My Component': {'param a': 8.32442640800422, 'param b': 'a'}}
{'My Component': {'param a': 1.8182496720710064, 'param b': 'a'}}
```

## Methods

<code>add</code>	Not applicable to random search tuner as generated parameters are not dependent on scores of previous parameters.
<code>get_starting_parameters</code>	Gets the starting parameters given the pipeline hyperparameter range.
<code>is_search_space_exhausted</code>	Checks if it is possible to generate a set of valid parameters. Stores generated parameters in <code>self.curr_params</code> to be returned by <code>propose()</code> .
<code>propose</code>	Generate a unique set of parameters.

**add**(*self*, *pipeline\_parameters*, *score*)

Not applicable to random search tuner as generated parameters are not dependent on scores of previous parameters.

### Parameters

- **pipeline\_parameters** (*dict*) – A dict of the parameters used to evaluate a pipeline
- **score** (*float*) – The score obtained by evaluating the pipeline with the provided parameters

**get\_starting\_parameters**(*self*, *hyperparameter\_ranges*, *random\_seed=0*)

Gets the starting parameters given the pipeline hyperparameter range.

### Parameters

- **hyperparameter\_ranges** (*dict*) – The custom hyperparameter ranges passed in during search. Used to determine the starting parameters.
- **random\_seed** (*int*) – The random seed to use. Defaults to 0.

**Returns** The starting parameters, randomly chosen, to initialize a pipeline with.

**Return type** dict

**is\_search\_space\_exhausted**(*self*)

Checks if it is possible to generate a set of valid parameters. Stores generated parameters in `self.curr_params` to be returned by `propose()`.

**Returns** If no more valid parameters exists in the search space, return False.

**Return type** bool

**Raises** **NoParamsException** – If a search space is exhausted, then this exception is thrown.

**propose**(*self*)

Generate a unique set of parameters.

If tuner was initialized with `with_replacement=True` and the tuner is unable to generate a unique set of parameters after `replacement_max_attempts` tries, then `NoParamsException` is raised.

**Returns** Proposed pipeline parameters

**Return type** dict

## skopt\_tuner

Bayesian Optimizer.

### Module Contents

### Classes Summary

---

*SKOptTuner*Bayesian Optimizer.

---

### Attributes Summary

---

*logger*

---

### Contents

`evalml.tuners.skopt_tuner.logger`

**class** `evalml.tuners.skopt_tuner.SKOptTuner`(*pipeline\_hyperparameter\_ranges*, *random\_seed=0*)

Bayesian Optimizer.

#### Parameters

- **pipeline\_hyperparameter\_ranges** (*dict*) – A set of hyperparameter ranges corresponding to a pipeline’s parameters.
- **random\_seed** (*int*) – The seed for the random number generator. Defaults to 0.

### Examples

```
>>> tuner = SKOptTuner({'My Component': {'param a': [0.0, 10.0], 'param b': ['a', 'b', 'c']}})
>>> proposal = tuner.propose()
...
>>> assert proposal.keys() == {'My Component'}
>>> assert proposal['My Component'] == {'param a': 5.928446182250184, 'param b': 'c'}
```

Determines points using a Bayesian Optimizer approach.

```
>>> for each in range(7):
...     print(tuner.propose())
{'My Component': {'param a': 8.57945617622757, 'param b': 'c'}}
{'My Component': {'param a': 6.235636967859724, 'param b': 'b'}}
{'My Component': {'param a': 2.9753460654447235, 'param b': 'a'}}
{'My Component': {'param a': 2.7265629458011325, 'param b': 'b'}}
{'My Component': {'param a': 8.121687287754932, 'param b': 'b'}}
```

(continues on next page)

(continued from previous page)

```
{'My Component': {'param a': 3.927847961008298, 'param b': 'c'}}
{'My Component': {'param a': 3.3739616041726843, 'param b': 'b'}}
```

## Methods

<code>add</code>	Add score to sample.
<code>get_starting_parameters</code>	Gets the starting parameters given the pipeline hyperparameter range.
<code>is_search_space_exhausted</code>	Optional. If possible search space for tuner is finite, this method indicates whether or not all possible parameters have been scored.
<code>propose</code>	Returns a suggested set of parameters to train and score a pipeline with, based off the search space dimensions and prior samples.

**add**(*self*, *pipeline\_parameters*, *score*)

Add score to sample.

### Parameters

- **pipeline\_parameters** (*dict*) – A dict of the parameters used to evaluate a pipeline
- **score** (*float*) – The score obtained by evaluating the pipeline with the provided parameters

**Returns** None

### Raises

- **Exception** – If skopt tuner errors.
- **ParameterError** – If skopt receives invalid parameters.

**get\_starting\_parameters**(*self*, *hyperparameter\_ranges*, *random\_seed=0*)

Gets the starting parameters given the pipeline hyperparameter range.

### Parameters

- **hyperparameter\_ranges** (*dict*) – The custom hyperparameter ranges passed in during search. Used to determine the starting parameters.
- **random\_seed** (*int*) – The random seed to use. Defaults to 0.

**Returns** The starting parameters, randomly chosen, to initialize a pipeline with.

**Return type** dict

**is\_search\_space\_exhausted**(*self*)

Optional. If possible search space for tuner is finite, this method indicates whether or not all possible parameters have been scored.

**Returns** Returns true if all possible parameters in a search space has been scored.

**Return type** bool

**propose**(*self*)

Returns a suggested set of parameters to train and score a pipeline with, based off the search space dimensions and prior samples.

**Returns** Proposed pipeline parameters.

**Return type** dict

## tuner

Base Tuner class.

## Module Contents

### Classes Summary

<i>Tuner</i>	Base Tuner class.
--------------	-------------------

## Contents

**class** evalml.tuners.tuner.**Tuner**(*pipeline\_hyperparameter\_ranges*, *random\_seed=0*)

Base Tuner class.

Tuners implement different strategies for sampling from a search space. They're used in EvalML to search the space of pipeline hyperparameters.

### Parameters

- **pipeline\_hyperparameter\_ranges** (*dict*) – a set of hyperparameter ranges corresponding to a pipeline's parameters.
- **random\_seed** (*int*) – The random state. Defaults to 0.

### Methods

<i>add</i>	Register a set of hyperparameters with the score obtained from training a pipeline with those hyperparameters.
<i>get_starting_parameters</i>	Gets the starting parameters given the pipeline hyperparameter range.
<i>is_search_space_exhausted</i>	Optional. If possible search space for tuner is finite, this method indicates whether or not all possible parameters have been scored.
<i>propose</i>	Returns a suggested set of parameters to train and score a pipeline with, based off the search space dimensions and prior samples.

**abstract** **add**(*self*, *pipeline\_parameters*, *score*)

Register a set of hyperparameters with the score obtained from training a pipeline with those hyperparameters.

### Parameters

- **pipeline\_parameters** (*dict*) – a dict of the parameters used to evaluate a pipeline
- **score** (*float*) – the score obtained by evaluating the pipeline with the provided parameters

**Returns** None

**get\_starting\_parameters**(*self*, *hyperparameter\_ranges*, *random\_seed=0*)

Gets the starting parameters given the pipeline hyperparameter range.

**Parameters**

- **hyperparameter\_ranges** (*dict*) – The custom hyperparameter ranges passed in during search. Used to determine the starting parameters.
- **random\_seed** (*int*) – The random seed to use. Defaults to 0.

**Returns** The starting parameters, randomly chosen, to initialize a pipeline with.

**Return type** dict

**is\_search\_space\_exhausted**(*self*)

Optional. If possible search space for tuner is finite, this method indicates whether or not all possible parameters have been scored.

**Returns** Returns true if all possible parameters in a search space has been scored.

**Return type** bool

**abstract propose**(*self*)

Returns a suggested set of parameters to train and score a pipeline with, based off the search space dimensions and prior samples.

**Returns** Proposed pipeline parameters

**Return type** dict

## tuner\_exceptions

Exception thrown by tuner classes.

## Module Contents

### Contents

**exception** evalml.tuners.tuner\_exceptions.NoParamsException

Raised when a tuner exhausts its search space and runs out of parameters to propose.

**exception** evalml.tuners.tuner\_exceptions.ParameterError

Raised when a tuner encounters an error with the parameters being used with it.

## Package Contents

### Classes Summary

---

<i>GridSearchTuner</i>	Grid Search Optimizer, which generates all of the possible points to search for using a grid.
<i>RandomSearchTuner</i>	Random Search Optimizer.
<i>SKOptTuner</i>	Bayesian Optimizer.
<i>Tuner</i>	Base Tuner class.

---



## Exceptions Summary

## Contents

**class** `evalml.tuners.GridSearchTuner`(*pipeline\_hyperparameter\_ranges*, *n\_points*=10, *random\_seed*=0)  
Grid Search Optimizer, which generates all of the possible points to search for using a grid.

### Parameters

- **pipeline\_hyperparameter\_ranges** (*dict*) – a set of hyperparameter ranges corresponding to a pipeline’s parameters
- **n\_points** (*int*) – The number of points to sample from along each dimension defined in the space argument. Defaults to 10.
- **random\_seed** (*int*) – Seed for random number generator. Unused in this class, defaults to 0.

## Examples

```
>>> tuner = GridSearchTuner({'My Component': {'param a': [0.0, 10.0], 'param b': ['a', 'b', 'c']}}, n_points=5)
>>> proposal = tuner.propose()
...
>>> assert proposal.keys() == {'My Component'}
>>> assert proposal['My Component'] == {'param a': 0.0, 'param b': 'a'}
```

Determines points using a grid search approach.

```
>>> for each in range(5):
...     print(tuner.propose())
{'My Component': {'param a': 0.0, 'param b': 'b'}}
{'My Component': {'param a': 0.0, 'param b': 'c'}}
{'My Component': {'param a': 10.0, 'param b': 'a'}}
{'My Component': {'param a': 10.0, 'param b': 'b'}}
{'My Component': {'param a': 10.0, 'param b': 'c'}}
```

### Methods

<code>add</code>	Not applicable to grid search tuner as generated parameters are not dependent on scores of previous parameters.
<code>get_starting_parameters</code>	Gets the starting parameters given the pipeline hyperparameter range.
<code>is_search_space_exhausted</code>	Checks if it is possible to generate a set of valid parameters. Stores generated parameters in <code>self.curr_params</code> to be returned by <code>propose()</code> .
<code>propose</code>	Returns parameters from <code>_grid_points</code> iterations.

**add**(*self*, *pipeline\_parameters*, *score*)

Not applicable to grid search tuner as generated parameters are not dependent on scores of previous parameters.

**Parameters**

- **pipeline\_parameters** (*dict*) – a dict of the parameters used to evaluate a pipeline
- **score** (*float*) – the score obtained by evaluating the pipeline with the provided parameters

**get\_starting\_parameters**(*self*, *hyperparameter\_ranges*, *random\_seed=0*)

Gets the starting parameters given the pipeline hyperparameter range.

**Parameters**

- **hyperparameter\_ranges** (*dict*) – The custom hyperparameter ranges passed in during search. Used to determine the starting parameters.
- **random\_seed** (*int*) – The random seed to use. Defaults to 0.

**Returns** The starting parameters, randomly chosen, to initialize a pipeline with.

**Return type** dict

**is\_search\_space\_exhausted**(*self*)

Checks if it is possible to generate a set of valid parameters. Stores generated parameters in *self.curr\_params* to be returned by *propose()*.

**Returns** If no more valid parameters exists in the search space, return False.

**Return type** bool

**Raises** *NoParamsException* – If a search space is exhausted, then this exception is thrown.

**propose**(*self*)

Returns parameters from *\_grid\_points* iterations.

If all possible combinations of parameters have been scored, then *NoParamsException* is raised.

**Returns** proposed pipeline parameters

**Return type** dict

**exception** evalml.tuners.NoParamsException

Raised when a tuner exhausts its search space and runs out of parameters to propose.

**exception** evalml.tuners.ParameterError

Raised when a tuner encounters an error with the parameters being used with it.

**class** evalml.tuners.RandomSearchTuner(*pipeline\_hyperparameter\_ranges*, *with\_replacement=False*, *replacement\_max\_attempts=10*, *random\_seed=0*)

Random Search Optimizer.

**Parameters**

- **pipeline\_hyperparameter\_ranges** (*dict*) – a set of hyperparameter ranges corresponding to a pipeline's parameters
- **with\_replacement** (*bool*) – If false, only unique hyperparameters will be shown
- **replacement\_max\_attempts** (*int*) – The maximum number of tries to get a unique set of random parameters. Only used if tuner is initialized with *with\_replacement=True*
- **random\_seed** (*int*) – Seed for random number generator. Defaults to 0.

## Example

```
>>> tuner = RandomSearchTuner({'My Component': {'param a': [0.0, 10.0], 'param b': [
↪ 'a', 'b', 'c']}}, random_seed=42)
>>> proposal = tuner.propose()
...
>>> assert proposal.keys() == {'My Component'}
>>> assert proposal['My Component'] == {'param a': 3.7454011884736254, 'param b': 'c
↪'}
```

Determines points using a random search approach.

```
>>> for each in range(7):
...     print(tuner.propose())
{'My Component': {'param a': 7.3199394181140525, 'param b': 'b'}}
{'My Component': {'param a': 1.5601864044243654, 'param b': 'a'}}
{'My Component': {'param a': 0.5808361216819947, 'param b': 'c'}}
{'My Component': {'param a': 6.011150117432089, 'param b': 'c'}}
{'My Component': {'param a': 0.2058449429580245, 'param b': 'c'}}
{'My Component': {'param a': 8.32442640800422, 'param b': 'a'}}
{'My Component': {'param a': 1.8182496720710064, 'param b': 'a'}}
```

## Methods

<code>add</code>	Not applicable to random search tuner as generated parameters are not dependent on scores of previous parameters.
<code>get_starting_parameters</code>	Gets the starting parameters given the pipeline hyperparameter range.
<code>is_search_space_exhausted</code>	Checks if it is possible to generate a set of valid parameters. Stores generated parameters in <code>self.curr_params</code> to be returned by <code>propose()</code> .
<code>propose</code>	Generate a unique set of parameters.

**add**(*self*, *pipeline\_parameters*, *score*)

Not applicable to random search tuner as generated parameters are not dependent on scores of previous parameters.

### Parameters

- **pipeline\_parameters** (*dict*) – A dict of the parameters used to evaluate a pipeline
- **score** (*float*) – The score obtained by evaluating the pipeline with the provided parameters

**get\_starting\_parameters**(*self*, *hyperparameter\_ranges*, *random\_seed=0*)

Gets the starting parameters given the pipeline hyperparameter range.

### Parameters

- **hyperparameter\_ranges** (*dict*) – The custom hyperparameter ranges passed in during search. Used to determine the starting parameters.
- **random\_seed** (*int*) – The random seed to use. Defaults to 0.

**Returns** The starting parameters, randomly chosen, to initialize a pipeline with.

**Return type** dict

**is\_search\_space\_exhausted**(*self*)

Checks if it is possible to generate a set of valid parameters. Stores generated parameters in *self.curr\_params* to be returned by *propose()*.

**Returns** If no more valid parameters exists in the search space, return False.

**Return type** bool

**Raises** *NoParamsException* – If a search space is exhausted, then this exception is thrown.

**propose**(*self*)

Generate a unique set of parameters.

If tuner was initialized with *with\_replacement=True* and the tuner is unable to generate a unique set of parameters after *replacement\_max\_attempts* tries, then *NoParamsException* is raised.

**Returns** Proposed pipeline parameters

**Return type** dict

**class** evalml.tuners.SKOptTuner(*pipeline\_hyperparameter\_ranges*, *random\_seed=0*)

Bayesian Optimizer.

**Parameters**

- **pipeline\_hyperparameter\_ranges** (*dict*) – A set of hyperparameter ranges corresponding to a pipeline’s parameters.
- **random\_seed** (*int*) – The seed for the random number generator. Defaults to 0.

## Examples

```
>>> tuner = SKOptTuner({'My Component': {'param a': [0.0, 10.0], 'param b': ['a', 'b', 'c']}})
>>> proposal = tuner.propose()
...
>>> assert proposal.keys() == {'My Component'}
>>> assert proposal['My Component'] == {'param a': 5.928446182250184, 'param b': 'c'}
```

Determines points using a Bayesian Optimizer approach.

```
>>> for each in range(7):
...     print(tuner.propose())
{'My Component': {'param a': 8.57945617622757, 'param b': 'c'}}
{'My Component': {'param a': 6.235636967859724, 'param b': 'b'}}
{'My Component': {'param a': 2.9753460654447235, 'param b': 'a'}}
{'My Component': {'param a': 2.7265629458011325, 'param b': 'b'}}
{'My Component': {'param a': 8.121687287754932, 'param b': 'b'}}
{'My Component': {'param a': 3.927847961008298, 'param b': 'c'}}
{'My Component': {'param a': 3.3739616041726843, 'param b': 'b'}}
```

## Methods

<code>add</code>	Add score to sample.
<code>get_starting_parameters</code>	Gets the starting parameters given the pipeline hyperparameter range.
<code>is_search_space_exhausted</code>	Optional. If possible search space for tuner is finite, this method indicates whether or not all possible parameters have been scored.
<code>propose</code>	Returns a suggested set of parameters to train and score a pipeline with, based off the search space dimensions and prior samples.

**add**(*self*, *pipeline\_parameters*, *score*)

Add score to sample.

**Parameters**

- **pipeline\_parameters** (*dict*) – A dict of the parameters used to evaluate a pipeline
- **score** (*float*) – The score obtained by evaluating the pipeline with the provided parameters

**Returns** None

**Raises**

- **Exception** – If skopt tuner errors.
- **ParameterError** – If skopt receives invalid parameters.

**get\_starting\_parameters**(*self*, *hyperparameter\_ranges*, *random\_seed=0*)

Gets the starting parameters given the pipeline hyperparameter range.

**Parameters**

- **hyperparameter\_ranges** (*dict*) – The custom hyperparameter ranges passed in during search. Used to determine the starting parameters.
- **random\_seed** (*int*) – The random seed to use. Defaults to 0.

**Returns** The starting parameters, randomly chosen, to initialize a pipeline with.

**Return type** dict

**is\_search\_space\_exhausted**(*self*)

Optional. If possible search space for tuner is finite, this method indicates whether or not all possible parameters have been scored.

**Returns** Returns true if all possible parameters in a search space has been scored.

**Return type** bool

**propose**(*self*)

Returns a suggested set of parameters to train and score a pipeline with, based off the search space dimensions and prior samples.

**Returns** Proposed pipeline parameters.

**Return type** dict

**class** evalml.tuners.**Tuner**(*pipeline\_hyperparameter\_ranges*, *random\_seed=0*)

Base Tuner class.

Tuners implement different strategies for sampling from a search space. They're used in EvalML to search the space of pipeline hyperparameters.

#### Parameters

- **pipeline\_hyperparameter\_ranges** (*dict*) – a set of hyperparameter ranges corresponding to a pipeline's parameters.
- **random\_seed** (*int*) – The random state. Defaults to 0.

#### Methods

<i>add</i>	Register a set of hyperparameters with the score obtained from training a pipeline with those hyperparameters.
<i>get_starting_parameters</i>	Gets the starting parameters given the pipeline hyperparameter range.
<i>is_search_space_exhausted</i>	Optional. If possible search space for tuner is finite, this method indicates whether or not all possible parameters have been scored.
<i>propose</i>	Returns a suggested set of parameters to train and score a pipeline with, based off the search space dimensions and prior samples.

**abstract** **add**(*self*, *pipeline\_parameters*, *score*)

Register a set of hyperparameters with the score obtained from training a pipeline with those hyperparameters.

#### Parameters

- **pipeline\_parameters** (*dict*) – a dict of the parameters used to evaluate a pipeline
- **score** (*float*) – the score obtained by evaluating the pipeline with the provided parameters

**Returns** None

**get\_starting\_parameters**(*self*, *hyperparameter\_ranges*, *random\_seed=0*)

Gets the starting parameters given the pipeline hyperparameter range.

#### Parameters

- **hyperparameter\_ranges** (*dict*) – The custom hyperparameter ranges passed in during search. Used to determine the starting parameters.
- **random\_seed** (*int*) – The random seed to use. Defaults to 0.

**Returns** The starting parameters, randomly chosen, to initialize a pipeline with.

**Return type** dict

**is\_search\_space\_exhausted**(*self*)

Optional. If possible search space for tuner is finite, this method indicates whether or not all possible parameters have been scored.

**Returns** Returns true if all possible parameters in a search space has been scored.

**Return type** bool

**abstract propose**(*self*)

Returns a suggested set of parameters to train and score a pipeline with, based off the search space dimensions and prior samples.

**Returns** Proposed pipeline parameters

**Return type** dict

**Utils**

Utility methods.

**Submodules****base\_meta**

Metaclass that overrides creating a new component or pipeline by wrapping methods with validators and setters.

**Module Contents****Classes Summary**

<i>BaseMeta</i>	Metaclass that overrides creating a new component or pipeline by wrapping methods with validators and setters.
-----------------	--

**Contents****class** evalml.utils.base\_meta.**BaseMeta**

Metaclass that overrides creating a new component or pipeline by wrapping methods with validators and setters.

**Attributes**

<b>FIT_METHODS</b>	['fit', 'fit_transform']
<b>METHODS_TO_CHECK</b>	['predict', 'predict_proba', 'transform', 'inverse_transform', 'get_trend_dataframe']
<b>PROPERTIES_TO_CHECK</b>	['feature_importance']

**Methods**

<i>register</i>	Register a virtual subclass of an ABC.
<i>set_fit</i>	Wrapper for the fit method.

**register**(*cls*, *subclass*)

Register a virtual subclass of an ABC.

Returns the subclass, to allow usage as a class decorator.

**classmethod** `set_fit(cls, method)`

Wrapper for the fit method.

## cli\_utils

CLI functions.

## Module Contents

### Functions

<code>get_evalml_black_config</code>	Gets configuration for black.
<code>get_evalml_pip_requirements</code>	Gets pip requirements for evalml (with pip packages converted to conda names)
<code>get_evalml_requirements_file</code>	Gets pip requirements for evalml as a requirements file
<code>get_evalml_root</code>	Gets location where evalml is installed.
<code>get_installed_packages</code>	Get dictionary mapping installed package names to their versions.
<code>get_sys_info</code>	Returns system information.
<code>print_deps</code>	Prints the version number of each dependency.
<code>print_info</code>	Prints information about the system, evalml, and dependencies of evalml.
<code>print_sys_info</code>	Prints system information.
<code>standardize_format</code>	Standardizes the format of the given packages.

### Attributes Summary

<code>CONDA_TO_PIP_NAME</code>
--------------------------------

---

### Contents

`evalml.utils.cli_utils.CONDA_TO_PIP_NAME`

`evalml.utils.cli_utils.get_evalml_black_config(evalml_path)`

Gets configuration for black.

**Parameters** `evalml_path` – Path to evalml root.

**Returns** Dictionary of black configuration.

`evalml.utils.cli_utils.get_evalml_pip_requirements(evalml_path, ignore_packages=None, convert_to_conda=True)`

Gets pip requirements for evalml (with pip packages converted to conda names)

**Parameters**

- `evalml_path` – Path to evalml root.
- `ignore_packages` – List of packages to ignore. Defaults to None.



**Returns** List of pip requirements for evalml.

`evalml.utils.cli_utils.get_evalml_requirements_file(evalml_path, requirements_file_path)`

Gets pip requirements for evalml as a requirements file

**Parameters**

- **evalml\_path** – Path to evalml root.
- **requirements\_file\_path** – Path to requirements file.

**Returns** Pip requirements for evalml in a singular string.

`evalml.utils.cli_utils.get_evalml_root()`

Gets location where evalml is installed.

**Returns** Location where evalml is installed.

`evalml.utils.cli_utils.get_installed_packages()`

Get dictionary mapping installed package names to their versions.

**Returns** Dictionary mapping installed package names to their versions.

`evalml.utils.cli_utils.get_sys_info()`

Returns system information.

**Returns** List of tuples about system stats.

`evalml.utils.cli_utils.print_deps()`

Prints the version number of each dependency.

`evalml.utils.cli_utils.print_info()`

Prints information about the system, evalml, and dependencies of evalml.

`evalml.utils.cli_utils.print_sys_info()`

Prints system information.

`evalml.utils.cli_utils.standardize_format(packages, ignore_packages=None, convert_to_conda=True)`

Standardizes the format of the given packages.

**Parameters**

- **packages** – Requirements package generator object.
- **ignore\_packages** – List of packages to ignore. Defaults to None.

**Returns** List of packages with standardized format.

## gen\_utils

General utility methods.

## Module Contents

### Classes Summary

---

<code>classproperty</code>	Allows function to be accessed as a class level property.
----------------------------	---

---

### Functions

---

<code>are_datasets_separated_by_gap_time_index</code>	Determine if the train and test datasets are separated by gap number of units using the <code>time_index</code> .
<code>are_ts_parameters_valid_for_split</code>	Validates the time series parameters in <code>problem_configuration</code> are compatible with split sizes.
<code>contains_all_ts_parameters</code>	Validates that the problem configuration contains all required keys.
<code>convert_to_seconds</code>	Converts a string describing a length of time to its length in seconds.
<code>deprecate_arg</code>	Helper to raise warnings when a deprecated arg is used.
<code>drop_rows_with_nans</code>	Drop rows that have any NaNs in all dataframes or series.
<code>get_importable_subclasses</code>	Get importable subclasses of a base class. Used to list all of our estimators, transformers, components and pipelines dynamically.
<code>get_random_seed</code>	Given a <code>numpy.random.RandomState</code> object, generate an int representing a seed value for another random number generator. Or, if given an int, return that int.
<code>get_random_state</code>	Generates a <code>numpy.random.RandomState</code> instance using seed.
<code>get_time_index</code>	Determines the column in the given data that should be used as the time index.
<code>import_or_raise</code>	Attempts to import the requested library by name. If the import fails, raises an <code>ImportError</code> or warning.
<code>is_all_numeric</code>	Checks if the given <code>DataFrame</code> contains only numeric values.
<code>jupyter_check</code>	Get whether or not the code is being run in a Jupyter environment (such as Jupyter Notebook or Jupyter Lab).
<code>pad_with_nans</code>	Pad the beginning <code>num_to_pad</code> rows with nans.
<code>safe_repr</code>	Convert the given value into a string that can safely be used for repr.
<code>save_plot</code>	Saves fig to filepath if specified, or to a default location if not.
<code>validate_holdout_datasets</code>	Validate the holdout datasets match our expectations.

---

## Attributes Summary

---

*logger*

---

*SEED\_BOUNDS*

---

## Contents

`evalml.utils.gen_utils.are_datasets_separated_by_gap_time_index(train, test, pipeline_params, freq=None)`

Determine if the train and test datasets are separated by gap number of units using the time\_index.

This will be true when users are predicting on unseen data but not during cross validation since the target is known.

### Parameters

- **train** (*pd.DataFrame*) – Training data.
- **test** (*pd.DataFrame*) – Data of shape [n\_samples, n\_features].
- **pipeline\_params** (*dict*) – Dictionary of time series parameters.
- **freq** (*str*) – Frequency of time index.

**Returns** True if the difference in time units is equal to gap + 1.

**Return type** bool

`evalml.utils.gen_utils.are_ts_parameters_valid_for_split(gap, max_delay, forecast_horizon, n_obs, n_splits)`

Validates the time series parameters in problem\_configuration are compatible with split sizes.

### Parameters

- **gap** (*int*) – gap value.
- **max\_delay** (*int*) – max\_delay value.
- **forecast\_horizon** (*int*) – forecast\_horizon value.
- **n\_obs** (*int*) – Number of observations in the dataset.
- **n\_splits** (*int*) – Number of cross validation splits.

### Returns

**TsParameterValidationResult - named tuple with four fields** `is_valid` (bool): True if parameters are valid. `msg` (str): Contains error message to display. Empty if `is_valid`. `smallest_split_size` (int): Smallest split size given `n_obs` and `n_splits`. `max_window_size` (int): Max window size given `gap`, `max_delay`, `forecast_horizon`.

**class** `evalml.utils.gen_utils.classproperty(func)`

Allows function to be accessed as a class level property.

Example: .. code-block:

```

class LogisticRegressionBinaryPipeline(PipelineBase):
    component_graph = ['Simple Imputer', 'Logistic Regression Classifier']

    @classproperty
    def summary(cls):
        summary = ""
        for component in cls.component_graph:
            component = handle_component_class(component)
            summary += component.name + " + "
        return summary

assert LogisticRegressionBinaryPipeline.summary == "Simple Imputer + Logistic_
↪Regression Classifier + "
assert LogisticRegressionBinaryPipeline().summary == "Simple Imputer + Logistic_
↪Regression Classifier + "

```

`evalml.utils.gen_utils.contains_all_ts_parameters(problem_configuration)`

Validates that the problem configuration contains all required keys.

**Parameters** `problem_configuration` (*dict*) – Problem configuration.

**Returns**

**True if the configuration contains all parameters. If False, msg is a non-empty** string with error message.

**Return type** bool, str

`evalml.utils.gen_utils.convert_to_seconds(input_str)`

Converts a string describing a length of time to its length in seconds.

**Parameters** `input_str` (*str*) – The string to be parsed and converted to seconds.

**Returns** Returns the library if importing succeeded.

**Raises** **AssertionError** – If an invalid unit is used.

## Examples

```

>>> assert convert_to_seconds("10 hr") == 36000.0
>>> assert convert_to_seconds("30 minutes") == 1800.0
>>> assert convert_to_seconds("2.5 min") == 150.0

```

`evalml.utils.gen_utils.deprecate_arg(old_arg, new_arg, old_value, new_value)`

Helper to raise warnings when a deprecated arg is used.

**Parameters**

- **old\_arg** (*str*) – Name of old/deprecated argument.
- **new\_arg** (*str*) – Name of new argument.
- **old\_value** (*Any*) – Value the user passed in for the old argument.
- **new\_value** (*Any*) – Value the user passed in for the new argument.

**Returns** `old_value` if not None, else `new_value`

`evalml.utils.gen_utils.drop_rows_with_nans(*pd_data)`

Drop rows that have any NaNs in all dataframes or series.

**Parameters** *\*pd\_data* – sequence of `pd.Series` or `pd.DataFrame` or `None`

**Returns** list of `pd.DataFrame` or `pd.Series` or `None`

`evalml.utils.gen_utils.get_importable_subclasses(base_class, used_in_automl=True)`

Get importable subclasses of a base class. Used to list all of our estimators, transformers, components and pipelines dynamically.

**Parameters**

- **base\_class** (*abc.ABCMeta*) – Base class to find all of the subclasses for.
- **used\_in\_automl** – Not all components/pipelines/estimators are used in automl search. If `True`, only include those subclasses that are used in the search. This would mean excluding classes related to `ExtraTrees`, `ElasticNet`, and `Baseline` estimators.

**Returns** List of subclasses.

`evalml.utils.gen_utils.get_random_seed(random_state, min_bound=SEED_BOUNDS.min_bound, max_bound=SEED_BOUNDS.max_bound)`

Given a `numpy.random.RandomState` object, generate an int representing a seed value for another random number generator. Or, if given an int, return that int.

To protect against invalid input to a particular library’s random number generator, if an int value is provided, and it is outside the bounds “[min\_bound, max\_bound)”, the value will be projected into the range between the min\_bound (inclusive) and max\_bound (exclusive) using modular arithmetic.

**Parameters**

- **random\_state** (*int, numpy.random.RandomState*) – random state
- **min\_bound** (*None, int*) – if not default of `None`, will be min bound when generating seed (inclusive). Must be less than `max_bound`.
- **max\_bound** (*None, int*) – if not default of `None`, will be max bound when generating seed (exclusive). Must be greater than `min_bound`.

**Returns** Seed for random number generator

**Return type** `int`

**Raises** **ValueError** – If boundaries are not valid.

`evalml.utils.gen_utils.get_random_state(seed)`

Generates a `numpy.random.RandomState` instance using seed.

**Parameters** *seed* (*None, int, np.random.RandomState object*) – seed to use to generate `numpy.random.RandomState`. Must be between `SEED_BOUNDS.min_bound` and `SEED_BOUNDS.max_bound`, inclusive.

**Raises** **ValueError** – If the input seed is not within the acceptable range.

**Returns** A `numpy.random.RandomState` instance.

`evalml.utils.gen_utils.get_time_index(X: pandas.DataFrame, y: pandas.Series, time_index_name: str)`

Determines the column in the given data that should be used as the time index.

`evalml.utils.gen_utils.import_or_raise(library, error_msg=None, warning=False)`

Attempts to import the requested library by name. If the import fails, raises an `ImportError` or warning.

**Parameters**

- **library** (*str*) – The name of the library.
- **error\_msg** (*str*) – Error message to return if the import fails.
- **warning** (*bool*) – If True, `import_or_raise` gives a warning instead of `ImportError`. Defaults to False.

**Returns** Returns the library if importing succeeded.

**Raises**

- **ImportError** – If attempting to import the library fails because the library is not installed.
- **Exception** – If importing the library fails.

`evalml.utils.gen_utils.is_all_numeric(df)`

Checks if the given DataFrame contains only numeric values.

**Parameters** **df** (*pd.DataFrame*) – The DataFrame to check data types of.

**Returns** True if all the columns are numeric and are not missing any values, False otherwise.

`evalml.utils.gen_utils.jupyter_check()`

Get whether or not the code is being run in a Ipython environment (such as Jupyter Notebook or Jupyter Lab).

**Returns** True if Ipython, False otherwise.

**Return type** boolean

`evalml.utils.gen_utils.logger`

`evalml.utils.gen_utils.pad_with_nans(pd_data, num_to_pad)`

Pad the beginning num\_to\_pad rows with nans.

**Parameters**

- **pd\_data** (*pd.DataFrame* or *pd.Series*) – Data to pad.
- **num\_to\_pad** (*int*) – Number of nans to pad.

**Returns** *pd.DataFrame* or *pd.Series*

`evalml.utils.gen_utils.safe_repr(value)`

Convert the given value into a string that can safely be used for repr.

**Parameters** **value** – The item to convert

**Returns** String representation of the value

`evalml.utils.gen_utils.save_plot(fig, filepath=None, format='png', interactive=False, return_filepath=False)`

Saves fig to filepath if specified, or to a default location if not.

**Parameters**

- **fig** (*Figure*) – Figure to be saved.
- **filepath** (*str* or *Path*, *optional*) – Location to save file. Default is with filename “test\_plot”.
- **format** (*str*) – Extension for figure to be saved as. Ignored if `interactive` is True and fig is of type `plotly.Figure`. Defaults to ‘png’.
- **interactive** (*bool*, *optional*) – If True and fig is of type `plotly.Figure`, saves the fig as interactive instead of static, and format will be set to ‘html’. Defaults to False.

- **return\_filepath** (*bool*, *optional*) – Whether to return the final filepath the image is saved to. Defaults to False.

**Returns** String representing the final filepath the image was saved to if return\_filepath is set to True. Defaults to None.

evalml.utils.gen\_utils.**SEED\_BOUNDS**

evalml.utils.gen\_utils.**validate\_holdout\_datasets**(*X*, *X\_train*, *pipeline\_params*)

Validate the holdout datasets match our expectations.

This function is run before calling predict in a time series pipeline. It verifies that X (the holdout set) is gap units away from the training set and is less than or equal to the forecast\_horizon.

#### Parameters

- **X** (*pd.DataFrame*) – Data of shape [n\_samples, n\_features].
- **X\_train** (*pd.DataFrame*) – Training data.
- **pipeline\_params** (*dict*) – Dictionary of time series parameters with gap, forecast\_horizon, and time\_index being required.

#### Returns

**TSHoldoutValidationResult - named tuple with three fields** is\_valid (bool): True if holdout data is valid. error\_messages (list): List of error messages to display. Empty if is\_valid. error\_codes (list): List of error codes to display. Empty if is\_valid.

## logger

Logging functions.

## Module Contents

### Functions

<a href="#"><i>get_logger</i></a>	Get the logger with the associated name.
<a href="#"><i>log_batch_times</i></a>	Used to print out the batch times.
<a href="#"><i>log_subtitle</i></a>	Log with a subtitle.
<a href="#"><i>log_title</i></a>	Log with a title.
<a href="#"><i>time_elapsed</i></a>	How much time has elapsed since the search started.

## Contents

evalml.utils.logger.**get\_logger**(*name*)

Get the logger with the associated name.

**Parameters** **name** (*str*) – Name of the logger to get.

**Returns** The logger object with the associated name.

`evalml.utils.logger.log_batch_times(logger, batch_times)`

Used to print out the batch times.

**Parameters**

- **logger** – the logger.
- **batch\_times** – dict with (batch number, {pipeline name, pipeline time}).

`evalml.utils.logger.log_subtitle(logger, title, underline='')`

Log with a subtitle.

`evalml.utils.logger.log_title(logger, title)`

Log with a title.

`evalml.utils.logger.time_elapsed(start_time)`

How much time has elapsed since the search started.

**Parameters** **start\_time** (*int*) – Time when search started.

**Returns** elapsed time formatted as a string [H:]MM:SS

**Return type** str

## nullable\_type\_utils

### Module Contents

#### Contents

`evalml.utils.nullable_type_utils.DOWNCAST_TYPE_DICT`

## update\_checker

Check if EvalML has updated since the user installed.

### Module Contents

#### Contents

`evalml.utils.update_checker.method`

## woodwork\_utils

Woodwork utility methods.



## Module Contents

### Functions

<code>downcast_nullable_types</code>	Downcasts IntegerNullable, BooleanNullable types to Double, Boolean in order to support certain estimators like ARIMA, CatBoost, and LightGBM.
<code>infer_feature_types</code>	Create a Woodwork structure from the given list, pandas, or numpy input, with specified types for columns. If a column's type is not specified, it will be inferred by Woodwork.

### Attributes Summary

<code>numeric_and_boolean_ww</code>
-------------------------------------

### Contents

`evalml.utils.woodwork_utils.downcast_nullable_types(data, ignore_null_cols=True)`

Downcasts IntegerNullable, BooleanNullable types to Double, Boolean in order to support certain estimators like ARIMA, CatBoost, and LightGBM.

#### Parameters

- **data** (`pd.DataFrame`, `pd.Series`) – Feature data.
- **ignore\_null\_cols** (`bool`) – Whether to ignore downcasting columns with null values or not. Defaults to True.

**Returns** DataFrame or Series initialized with logical type information where BooleanNullable are cast as Double.

**Return type** data

`evalml.utils.woodwork_utils.infer_feature_types(data, feature_types=None)`

Create a Woodwork structure from the given list, pandas, or numpy input, with specified types for columns. If a column's type is not specified, it will be inferred by Woodwork.

#### Parameters

- **data** (`pd.DataFrame`, `pd.Series`) – Input data to convert to a Woodwork data structure.
- **feature\_types** (`string`, `ww.logical_type obj`, `dict`, `optional`) – If data is a 2D structure, feature\_types must be a dictionary mapping column names to the type of data represented in the column. If data is a 1D structure, then feature\_types must be a Woodwork logical type or a string representing a Woodwork logical type (“Double”, “Integer”, “Boolean”, “Categorical”, “Datetime”, “NaturalLanguage”)

**Returns** A Woodwork data structure where the data type of each column was either specified or inferred.

**Raises** **ValueError** – If there is a mismatch between the dataframe and the woodwork schema.

evalml.utils.woodwork\_utils.numeric\_and\_boolean\_ww

## Package Contents

## Classes Summary

---

<i>classproperty</i>	Allows function to be accessed as a class level property.
----------------------	---

---

## Functions

---

<i>convert_to_seconds</i>	Converts a string describing a length of time to its length in seconds.
<i>deprecate_arg</i>	Helper to raise warnings when a deprecated arg is used.
<i>downcast_nullable_types</i>	Downcasts IntegerNullable, BooleanNullable types to Double, Boolean in order to support certain estimators like ARIMA, CatBoost, and LightGBM.
<i>drop_rows_with_nans</i>	Drop rows that have any NaNs in all dataframes or series.
<i>get_importable_subclasses</i>	Get importable subclasses of a base class. Used to list all of our estimators, transformers, components and pipelines dynamically.
<i>get_logger</i>	Get the logger with the associated name.
<i>get_random_seed</i>	Given a numpy.random.RandomState object, generate an int representing a seed value for another random number generator. Or, if given an int, return that int.
<i>get_random_state</i>	Generates a numpy.random.RandomState instance using seed.
<i>get_time_index</i>	Determines the column in the given data that should be used as the time index.
<i>import_or_raise</i>	Attempts to import the requested library by name. If the import fails, raises an ImportError or warning.
<i>infer_feature_types</i>	Create a Woodwork structure from the given list, pandas, or numpy input, with specified types for columns. If a column's type is not specified, it will be inferred by Woodwork.
<i>is_all_numeric</i>	Checks if the given DataFrame contains only numeric values.
<i>jupyter_check</i>	Get whether or not the code is being run in a Ipython environment (such as Jupyter Notebook or Jupyter Lab).
<i>log_subtitle</i>	Log with a subtitle.
<i>log_title</i>	Log with a title.
<i>pad_with_nans</i>	Pad the beginning num_to_pad rows with nans.
<i>safe_repr</i>	Convert the given value into a string that can safely be used for repr.
<i>save_plot</i>	Saves fig to filepath if specified, or to a default location if not.

---

## Attributes Summary

---

*SEED\_BOUNDS*

---

## Contents

**class** evalml.utils.**classproperty**(*func*)

Allows function to be accessed as a class level property.

Example: .. code-block:

```
class LogisticRegressionBinaryPipeline(PipelineBase):
    component_graph = ['Simple Imputer', 'Logistic Regression Classifier']

    @classproperty
    def summary(cls):
        summary = ""
        for component in cls.component_graph:
            component = handle_component_class(component)
            summary += component.name + " + "
        return summary

assert LogisticRegressionBinaryPipeline.summary == "Simple Imputer + Logistic_
↪Regression Classifier + "
assert LogisticRegressionBinaryPipeline().summary == "Simple Imputer + Logistic_
↪Regression Classifier + "
```

evalml.utils.**convert\_to\_seconds**(*input\_str*)

Converts a string describing a length of time to its length in seconds.

**Parameters** *input\_str* (*str*) – The string to be parsed and converted to seconds.

**Returns** Returns the library if importing succeeded.

**Raises** **AssertionError** – If an invalid unit is used.

## Examples

```
>>> assert convert_to_seconds("10 hr") == 36000.0
>>> assert convert_to_seconds("30 minutes") == 1800.0
>>> assert convert_to_seconds("2.5 min") == 150.0
```

evalml.utils.**deprecate\_arg**(*old\_arg*, *new\_arg*, *old\_value*, *new\_value*)

Helper to raise warnings when a deprecated arg is used.

**Parameters**

- **old\_arg** (*str*) – Name of old/deprecated argument.
- **new\_arg** (*str*) – Name of new argument.
- **old\_value** (*Any*) – Value the user passed in for the old argument.
- **new\_value** (*Any*) – Value the user passed in for the new argument.

**Returns** old\_value if not None, else new\_value

`evalml.utils.downcast_nullable_types(data, ignore_null_cols=True)`

Downcasts IntegerNullable, BooleanNullable types to Double, Boolean in order to support certain estimators like ARIMA, CatBoost, and LightGBM.

**Parameters**

- **data** (*pd.DataFrame*, *pd.Series*) – Feature data.
- **ignore\_null\_cols** (*bool*) – Whether to ignore downcasting columns with null values or not. Defaults to True.

**Returns** DataFrame or Series initialized with logical type information where BooleanNullable are cast as Double.

**Return type** data

`evalml.utils.drop_rows_with_nans(*pd_data)`

Drop rows that have any NaNs in all dataframes or series.

**Parameters** *\*pd\_data* – sequence of *pd.Series* or *pd.DataFrame* or None

**Returns** list of *pd.DataFrame* or *pd.Series* or None

`evalml.utils.get_importable_subclasses(base_class, used_in_automl=True)`

Get importable subclasses of a base class. Used to list all of our estimators, transformers, components and pipelines dynamically.

**Parameters**

- **base\_class** (*abc.ABCMeta*) – Base class to find all of the subclasses for.
- **used\_in\_automl** – Not all components/pipelines/estimators are used in automl search. If True, only include those subclasses that are used in the search. This would mean excluding classes related to ExtraTrees, ElasticNet, and Baseline estimators.

**Returns** List of subclasses.

`evalml.utils.get_logger(name)`

Get the logger with the associated name.

**Parameters** **name** (*str*) – Name of the logger to get.

**Returns** The logger object with the associated name.

`evalml.utils.get_random_seed(random_state, min_bound=SEED_BOUNDS.min_bound,  
max_bound=SEED_BOUNDS.max_bound)`

Given a `numpy.random.RandomState` object, generate an int representing a seed value for another random number generator. Or, if given an int, return that int.

To protect against invalid input to a particular library’s random number generator, if an int value is provided, and it is outside the bounds “[min\_bound, max\_bound)”, the value will be projected into the range between the min\_bound (inclusive) and max\_bound (exclusive) using modular arithmetic.

**Parameters**

- **random\_state** (*int*, *numpy.random.RandomState*) – random state
- **min\_bound** (*None*, *int*) – if not default of None, will be min bound when generating seed (inclusive). Must be less than max\_bound.
- **max\_bound** (*None*, *int*) – if not default of None, will be max bound when generating seed (exclusive). Must be greater than min\_bound.

**Returns** Seed for random number generator

**Return type** int

**Raises** **ValueError** – If boundaries are not valid.

`evalml.utils.get_random_state(seed)`

Generates a `numpy.random.RandomState` instance using seed.

**Parameters** **seed** (*None, int, np.random.RandomState object*) – seed to use to generate `numpy.random.RandomState`. Must be between `SEED_BOUNDS.min_bound` and `SEED_BOUNDS.max_bound`, inclusive.

**Raises** **ValueError** – If the input seed is not within the acceptable range.

**Returns** A `numpy.random.RandomState` instance.

`evalml.utils.get_time_index(X: pandas.DataFrame, y: pandas.Series, time_index_name: str)`

Determines the column in the given data that should be used as the time index.

`evalml.utils.import_or_raise(library, error_msg=None, warning=False)`

Attempts to import the requested library by name. If the import fails, raises an `ImportError` or warning.

**Parameters**

- **library** (*str*) – The name of the library.
- **error\_msg** (*str*) – Error message to return if the import fails.
- **warning** (*bool*) – If True, `import_or_raise` gives a warning instead of `ImportError`. Defaults to False.

**Returns** Returns the library if importing succeeded.

**Raises**

- **ImportError** – If attempting to import the library fails because the library is not installed.
- **Exception** – If importing the library fails.

`evalml.utils.infer_feature_types(data, feature_types=None)`

Create a Woodwork structure from the given list, pandas, or numpy input, with specified types for columns. If a column's type is not specified, it will be inferred by Woodwork.

**Parameters**

- **data** (*pd.DataFrame, pd.Series*) – Input data to convert to a Woodwork data structure.
- **feature\_types** (*string, ww.logical\_type obj, dict, optional*) – If data is a 2D structure, `feature_types` must be a dictionary mapping column names to the type of data represented in the column. If data is a 1D structure, then `feature_types` must be a Woodwork logical type or a string representing a Woodwork logical type (“Double”, “Integer”, “Boolean”, “Categorical”, “Datetime”, “NaturalLanguage”)

**Returns** A Woodwork data structure where the data type of each column was either specified or inferred.

**Raises** **ValueError** – If there is a mismatch between the dataframe and the woodwork schema.

`evalml.utils.is_all_numeric(df)`

Checks if the given DataFrame contains only numeric values.

**Parameters** **df** (*pd.DataFrame*) – The DataFrame to check data types of.

**Returns** True if all the columns are numeric and are not missing any values, False otherwise.

`evalml.utils.jupyter_check()`

Get whether or not the code is being run in a Ipython environment (such as Jupyter Notebook or Jupyter Lab).

**Returns** True if Ipython, False otherwise.

**Return type** boolean

`evalml.utils.log_subtitle(logger, title, underline='=')`

Log with a subtitle.

`evalml.utils.log_title(logger, title)`

Log with a title.

`evalml.utils.pad_with_nans(pd_data, num_to_pad)`

Pad the beginning num\_to\_pad rows with nans.

**Parameters**

- **pd\_data** (*pd.DataFrame* or *pd.Series*) – Data to pad.
- **num\_to\_pad** (*int*) – Number of nans to pad.

**Returns** *pd.DataFrame* or *pd.Series*

`evalml.utils.safe_repr(value)`

Convert the given value into a string that can safely be used for repr.

**Parameters** **value** – The item to convert

**Returns** String representation of the value

`evalml.utils.save_plot(fig, filepath=None, format='png', interactive=False, return_filepath=False)`

Saves fig to filepath if specified, or to a default location if not.

**Parameters**

- **fig** (*Figure*) – Figure to be saved.
- **filepath** (*str* or *Path*, *optional*) – Location to save file. Default is with filename “test\_plot”.
- **format** (*str*) – Extension for figure to be saved as. Ignored if interactive is True and fig is of type *plotly.Figure*. Defaults to ‘png’.
- **interactive** (*bool*, *optional*) – If True and fig is of type *plotly.Figure*, saves the fig as interactive instead of static, and format will be set to ‘html’. Defaults to False.
- **return\_filepath** (*bool*, *optional*) – Whether to return the final filepath the image is saved to. Defaults to False.

**Returns** String representing the final filepath the image was saved to if return\_filepath is set to True. Defaults to None.

`evalml.utils.SEED_BOUNDS`

## Package Contents

### Classes Summary

<a href="#"><i>AutoMLSearch</i></a>	Automated Pipeline search.
-------------------------------------	----------------------------

### Functions

<a href="#"><i>search</i></a>	Given data and configuration, run an automl search.
<a href="#"><i>search_iterative</i></a>	Given data and configuration, run an automl search.

### Contents

```
class evalml.AutoMLSearch(X_train=None, y_train=None, X_holdout=None, y_holdout=None,
                           problem_type=None, objective='auto', max_iterations=None, max_time=None,
                           patience=None, tolerance=None, data_splitter=None,
                           allowed_component_graphs=None, allowed_model_families=None,
                           excluded_model_families=None, features=None, run_feature_selection=True,
                           start_iteration_callback=None, add_result_callback=None, error_callback=None,
                           additional_objectives=None, alternate_thresholding_objective='F1',
                           random_seed=0, n_jobs=- 1, tuner_class=None, optimize_thresholds=True,
                           ensembling=False, max_batches=None, problem_configuration=None,
                           train_best_pipeline=True, search_parameters=None, sampler_method='auto',
                           sampler_balanced_ratio=0.25, allow_long_running_models=False,
                           _pipelines_per_batch=5, automl_algorithm='default', engine='sequential',
                           verbose=False, timing=False, exclude_featurizers=None, holdout_set_size=0,
                           use_recommendation=False, include_recommendation=None,
                           exclude_recommendation=None)
```

Automated Pipeline search.

#### Parameters

- **X\_train** (*pd.DataFrame*) – The input training data of shape [n\_samples, n\_features]. Required.
- **y\_train** (*pd.Series*) – The target training data of length [n\_samples]. Required for supervised learning tasks.
- **X\_holdout** (*pd.DataFrame*) – The input holdout data of shape [n\_samples, n\_features].
- **y\_holdout** (*pd.Series*) – The target holdout data of length [n\_samples].
- **problem\_type** (*str* or *ProblemTypes*) – Type of supervised learning problem. See `evalml.problem_types.ProblemType.all_problem_types` for a full list.
- **objective** (*str*, *ObjectiveBase*) – The objective to optimize for. Used to propose and rank pipelines, but not for optimizing each pipeline during fit-time. When set to 'auto', chooses: - LogLossBinary for binary classification problems, - LogLossMulticlass for multiclass classification problems, and - R2 for regression problems.
- **max\_iterations** (*int*) – Maximum number of iterations to search. If `max_iterations` and `max_time` is not set, then `max_iterations` will default to `max_iterations` of 5.

- **max\_time** (*int*, *str*) – Maximum time to search for pipelines. This will not start a new pipeline search after the duration has elapsed. If it is an integer, then the time will be in seconds. For strings, time can be specified as seconds, minutes, or hours.
- **patience** (*int*) – Number of iterations without improvement to stop search early. Must be positive. If None, early stopping is disabled. Defaults to None.
- **tolerance** (*float*) – Minimum percentage difference to qualify as score improvement for early stopping. Only applicable if patience is not None. Defaults to None.
- **allowed\_component\_graphs** (*dict*) – A dictionary of lists or ComponentGraphs indicating the component graphs allowed in the search. The format should follow { “Name\_0”: [list\_of\_components], “Name\_1”: ComponentGraph(...) }

The default of None indicates all pipeline component graphs for this problem type are allowed. Setting this field will cause allowed\_model\_families to be ignored.

e.g. allowed\_component\_graphs = { “My\_Graph”: [“Imputer”, “One Hot Encoder”, “Random Forest Classifier”] }

- **allowed\_model\_families** (*list(str, ModelFamily)*) – The model families to search. The default of None searches over all model families. Run `evalml.pipelines.components.utils.allowed_model_families(“binary”)` to see options. Change *binary* to *multiclass* or *regression* depending on the problem type. Note that if allowed\_pipelines is provided, this parameter will be ignored.
- **features** (*list*) – List of features to run DFS on AutoML pipelines. Defaults to None. Features will only be computed if the columns used by the feature exist in the search input and if the feature itself is not in search input. If features is an empty list, the DFS Transformer will not be included in pipelines.
- **run\_feature\_selection** (*bool*) – If True, will run a separate feature selection pipeline and only use selected features in subsequent batches. If False, will use all of the features for every pipeline. Only used for default algorithm, setting is no-op for iterative algorithm.
- **data\_splitter** (*sklearn.model\_selection.BaseCrossValidator*) – Data splitting method to use. Defaults to StratifiedKFold.
- **tuner\_class** – The tuner class to use. Defaults to SKOptTuner.
- **optimize\_thresholds** (*bool*) – Whether or not to optimize the binary pipeline threshold. Defaults to True.
- **start\_iteration\_callback** (*callable*) – Function called before each pipeline training iteration. Callback function takes three positional parameters: The pipeline instance and the AutoMLSearch object.
- **add\_result\_callback** (*callable*) – Function called after each pipeline training iteration. Callback function takes three positional parameters: A dictionary containing the training results for the new pipeline, an untrained\_pipeline containing the parameters used during training, and the AutoMLSearch object.
- **error\_callback** (*callable*) – Function called when *search()* errors and raises an Exception. Callback function takes three positional parameters: the Exception raised, the traceback, and the AutoMLSearch object. Must also accepts kwargs, so AutoMLSearch is able to pass along other appropriate parameters by default. Defaults to None, which will call *log\_error\_callback*.
- **additional\_objectives** (*list*) – Custom set of objectives to score on. Will override default objectives for problem type if not empty.



- **alternate\_thresholding\_objective** (*str*) – The objective to use for thresholding binary classification pipelines if the main objective provided isn't tuneable. Defaults to F1.
- **random\_seed** (*int*) – Seed for the random number generator. Defaults to 0.
- **n\_jobs** (*int or None*) – Non-negative integer describing level of parallelism used for pipelines. None and 1 are equivalent. If set to -1, all CPUs are used. For n\_jobs below -1, (n\_cpus + 1 + n\_jobs) are used.
- **ensembling** (*boolean*) – If True, runs ensembling in a separate batch after every allowed pipeline class has been iterated over. If the number of unique pipelines to search over per batch is one, ensembling will not run. Defaults to False.
- **max\_batches** (*int*) – The maximum number of batches of pipelines to search. Parameters max\_time, and max\_iterations have precedence over stopping the search.
- **problem\_configuration** (*dict, None*) – Additional parameters needed to configure the search. For example, in time series problems, values should be passed in for the time\_index, gap, forecast\_horizon, and max\_delay variables.
- **train\_best\_pipeline** (*boolean*) – Whether or not to train the best pipeline before returning it. Defaults to True.
- **search\_parameters** (*dict*) – A dict of the hyperparameter ranges or pipeline parameters used to iterate over during search. Keys should consist of the component names and values should specify a singular value/list for pipeline parameters, or skopt.Space for hyperparameter ranges. In the example below, the Imputer parameters would be passed to the hyperparameter ranges, and the Label Encoder parameters would be used as the component parameter.  
 e.g. `search_parameters = { 'Imputer' : [{ 'numeric_impute_strategy': Categorical(['most_frequent', 'median']) },], 'Label Encoder': { 'positive_label': True } }`
- **sampler\_method** (*str*) – The data sampling component to use in the pipelines if the problem type is classification and the target balance is smaller than the sampler\_balanced\_ratio. Either 'auto', which will use our preferred sampler for the data, 'Undersampler', 'Oversampler', or None. Defaults to 'auto'.
- **sampler\_balanced\_ratio** (*float*) – The minority:majority class ratio that we consider balanced, so a 1:4 ratio would be equal to 0.25. If the class balance is larger than this provided value, then we will not add a sampler since the data is then considered balanced. Overrides the *sampler\_ratio* of the samplers. Defaults to 0.25.
- **allow\_long\_running\_models** (*bool*) – Whether or not to allow longer-running models for large multiclass problems. If False and no pipelines, component graphs, or model families are provided, AutoMLSearch will not use Elastic Net or XGBoost when there are more than 75 multiclass targets and will not use CatBoost when there are more than 150 multiclass targets. Defaults to False.
- **ensembling\_split\_size** (*float*) – The amount of the training data we'll set aside for training ensemble metalearners. Only used when ensembling is True. Must be between 0 and 1, exclusive. Defaults to 0.2
- **pipelines\_per\_batch** (*int*) – The number of pipelines to train for every batch after the first one. The first batch will train a baseline pipeline + one of each pipeline family allowed in the search.
- **automl\_algorithm** (*str*) – The automl algorithm to use. Currently the two choices are 'iterative' and 'default'. Defaults to *default*.

- **engine** (*EngineBase* or *str*) – The engine instance used to evaluate pipelines. Dask or concurrent.futures engines can also be chosen by providing a string from the list [“sequential”, “cf\_threaded”, “cf\_process”, “dask\_threaded”, “dask\_process”]. If a parallel engine is selected this way, the maximum amount of parallelism, as determined by the engine, will be used. Defaults to “sequential”.
- **verbose** (*boolean*) – Whether or not to display semi-real-time updates to stdout while search is running. Defaults to False.
- **timing** (*boolean*) – Whether or not to write pipeline search times to the logger. Defaults to False.
- **exclude\_featurizers** (*list[str]*) – A list of featurizer components to exclude from the pipelines built by search. Valid options are “DatetimeFeaturizer”, “EmailFeaturizer”, “URLFeaturizer”, “NaturalLanguageFeaturizer”, “TimeSeriesFeaturizer”
- **excluded\_model\_families** (*list[ModelFamily]*) – A list of model families to exclude from the estimators used when building pipelines. For default algorithm, this only excludes estimators in the non-naive batches.
- **holdout\_set\_size** (*float*) – The size of the holdout set that AutoML search will take for datasets larger than 500 rows. If set to 0, holdout set will not be taken regardless of number of rows. Must be between 0 and 1, exclusive. Defaults to 0.1.
- **use\_recommendation** (*bool*) – Whether or not to use a recommendation score to rank pipelines instead of optimization objective. Defaults to False.
- **include\_recommendation** (*list[str]*) – A list of objectives to include beyond the defaults in the recommendation score. Defaults to None.
- **exclude\_recommendation** (*list[str]*) – A list of objectives to exclude from the defaults in the recommendation score. Defaults to None.

## Methods

<i>add_to_rankings</i>	Fits and evaluates a given pipeline then adds the results to the automl rankings with the requirement that automl search has been run.
<i>best_pipeline</i>	Returns a trained instance of the best pipeline and parameters found during automl search. If <i>train_best_pipeline</i> is set to False, returns an untrained pipeline instance.
<i>close_engine</i>	Function to explicitly close the engine, client, parallel resources.
<i>describe_pipeline</i>	Describe a pipeline.
<i>full_rankings</i>	Returns a pandas.DataFrame with scoring results from all pipelines searched.
<i>get_ensemble_input_pipelines</i>	Returns a list of input pipeline IDs given an ensemble pipeline ID.
<i>get_pipeline</i>	Given the ID of a pipeline training result, returns an untrained instance of the specified pipeline initialized with the parameters used to train that pipeline during automl search.
<i>get_recommendation_score_breakdown</i>	Reports the scores for the objectives used in the given pipeline's recommendation score calculation.
<i>get_recommendation_scores</i>	Calculates recommendation scores for all pipelines in the search results.
<i>load</i>	Loads AutoML object at file path.
<i>plot</i>	Return an instance of the plot with the latest scores.
<i>rankings</i>	Returns a pandas.DataFrame with scoring results from the highest-scoring set of parameters used with each pipeline.
<i>results</i>	Class that allows access to a copy of the results from <i>automl_search</i> .
<i>save</i>	Saves AutoML object at file path.
<i>score_pipelines</i>	Score a list of pipelines on the given holdout data.
<i>search</i>	Find the best pipeline for the data set.
<i>train_pipelines</i>	Train a list of pipelines on the training data.

**add\_to\_rankings(*self*, *pipeline*)**

Fits and evaluates a given pipeline then adds the results to the automl rankings with the requirement that automl search has been run.

**Parameters** *pipeline* (*PipelineBase*) – pipeline to train and evaluate.

**property best\_pipeline(*self*)**

Returns a trained instance of the best pipeline and parameters found during automl search. If *train\_best\_pipeline* is set to False, returns an untrained pipeline instance.

**Returns** A trained instance of the best pipeline and parameters found during automl search. If *train\_best\_pipeline* is set to False, returns an untrained pipeline instance.

**Return type** *PipelineBase*

**Raises** **PipelineNotFoundError** – If this is called before *.search()* is called.

**close\_engine(*self*)**

Function to explicitly close the engine, client, parallel resources.

**describe\_pipeline**(*self*, *pipeline\_id*, *return\_dict=False*)

Describe a pipeline.

**Parameters**

- **pipeline\_id** (*int*) – pipeline to describe
- **return\_dict** (*bool*) – If True, return dictionary of information about pipeline. Defaults to False.

**Returns** Description of specified pipeline. Includes information such as type of pipeline components, problem, training time, cross validation, etc.

**Raises** **PipelineNotFoundError** – If *pipeline\_id* is not a valid ID.

**property full\_rankings**(*self*)

Returns a pandas.DataFrame with scoring results from all pipelines searched.

**get\_ensembler\_input\_pipelines**(*self*, *ensemble\_pipeline\_id*)

Returns a list of input pipeline IDs given an ensembler pipeline ID.

**Parameters** **ensemble\_pipeline\_id** (*id*) – Ensemble pipeline ID to get input pipeline IDs from.

**Returns** A list of ensemble input pipeline IDs.

**Return type** list[int]

**Raises** **ValueError** – If *ensemble\_pipeline\_id* does not correspond to a valid ensemble pipeline ID.

**get\_pipeline**(*self*, *pipeline\_id*)

Given the ID of a pipeline training result, returns an untrained instance of the specified pipeline initialized with the parameters used to train that pipeline during automl search.

**Parameters** **pipeline\_id** (*int*) – Pipeline to retrieve.

**Returns** Untrained pipeline instance associated with the provided ID.

**Return type** PipelineBase

**Raises** **PipelineNotFoundError** – if *pipeline\_id* is not a valid ID.

**get\_recommendation\_score\_breakdown**(*self*, *pipeline\_id*)

Reports the scores for the objectives used in the given pipeline's recommendation score calculation.

Note that these scores are reported in their raw form, not scaled to be between 0 and 1.

**Parameters** **pipeline\_id** (*int*) – The id of the pipeline to get the recommendation score breakdown for.

**Returns** A dictionary of the scores for each objective used in the recommendation score calculation.

**Return type** dict

**get\_recommendation\_scores**(*self*, *priority=None*, *custom\_weights=None*, *use\_pipeline\_names=False*)

Calculates recommendation scores for all pipelines in the search results.

**Parameters**

- **priority** (*str*) – An optional name of a priority objective that should be given heavier weight (of 0.5) than the other objectives contributing to the score. Defaults to None, where all objectives are weighted equally.

- **custom\_weights** (*dict[str, float]*) – A dictionary mapping objective names to corresponding weights between 0 and 1. Should not be used at the same time as `prioritized_objective`. Defaults to `None`.
- **use\_pipeline\_names** (*bool*) – Whether or not to return the pipeline names instead of ids as the keys to the recommendation score dictionary. Defaults to `False`.

**Returns** A dictionary mapping pipeline IDs to recommendation scores

**static load**(*file\_path*, *pickle\_type*='cloudpickle')

Loads AutoML object at file path.

**Parameters**

- **file\_path** (*str*) – Location to find file to load
- **pickle\_type** (*{ "pickle", "cloudpickle" }*) – The pickling library to use. Currently not used since the standard pickle library can handle cloudpickles.

**Returns** AutoSearchBase object

**property plot**(*self*)

Return an instance of the plot with the latest scores.

**property rankings**(*self*)

Returns a pandas.DataFrame with scoring results from the highest-scoring set of parameters used with each pipeline.

**property results**(*self*)

Class that allows access to a copy of the results from *automl\_search*.

**Returns**

Dictionary containing *pipeline\_results*, a dict with results from each pipeline, and *search\_order*, a list describing the order the pipelines were searched.

**Return type** dict

**save**(*self*, *file\_path*, *pickle\_type*='cloudpickle', *pickle\_protocol*=cloudpickle.DEFAULT\_PROTOCOL)

Saves AutoML object at file path.

**Parameters**

- **file\_path** (*str*) – Location to save file.
- **pickle\_type** (*{ "pickle", "cloudpickle" }*) – The pickling library to use.
- **pickle\_protocol** (*int*) – The pickle data stream format.

**Raises ValueError** – If *pickle\_type* is not “pickle” or “cloudpickle”.

**score\_pipelines**(*self*, *pipelines*, *X\_holdout*, *y\_holdout*, *objectives*)

Score a list of pipelines on the given holdout data.

**Parameters**

- **pipelines** (*list[PipelineBase]*) – List of pipelines to train.
- **X\_holdout** (*pd.DataFrame*) – Holdout features.
- **y\_holdout** (*pd.Series*) – Holdout targets for scoring.
- **objectives** (*list[str], list[ObjectiveBase]*) – Objectives used for scoring.

**Returns** Dictionary keyed by pipeline name that maps to a dictionary of scores. Note that the any pipelines that error out during scoring will not be included in the dictionary but the exception and stacktrace will be displayed in the log.

**Return type** dict[str, Dict[str, float]]

**search**(*self*, *interactive\_plot=True*)

Find the best pipeline for the data set.

**Parameters** **interactive\_plot** (*boolean, True*) – Shows an iteration vs. score plot in Jupyter notebook. Disabled by default in non-Jupyter environments.

**Raises** **AutoMLSearchException** – If all pipelines in the current AutoML batch produced a score of np.nan on the primary objective.

**Returns** Dictionary keyed by batch number that maps to the timings for pipelines run in that batch, as well as the total time for each batch. Pipelines within a batch are labeled by pipeline name.

**Return type** Dict[int, Dict[str, Timestamp]]

**train\_pipelines**(*self*, *pipelines*)

Train a list of pipelines on the training data.

This can be helpful for training pipelines once the search is complete.

**Parameters** **pipelines** (*list[PipelineBase]*) – List of pipelines to train.

**Returns** Dictionary keyed by pipeline name that maps to the fitted pipeline. Note that the any pipelines that error out during training will not be included in the dictionary but the exception and stacktrace will be displayed in the log.

**Return type** Dict[str, PipelineBase]

**evalml.search**(*X\_train=None, y\_train=None, problem\_type=None, objective='auto', mode='fast', max\_time=None, patience=None, tolerance=None, problem\_configuration=None, n\_splits=3, verbose=False, timing=False*)

Given data and configuration, run an automl search.

This method will run EvalML's default suite of data checks. If the data checks produce errors, the data check results will be returned before running the automl search. In that case we recommend you alter your data to address these errors and try again. This method is provided for convenience. If you'd like more control over when each of these steps is run, consider making calls directly to the various pieces like the data checks and AutoMLSearch, instead of using this method.

#### Parameters

- **X\_train** (*pd.DataFrame*) – The input training data of shape [n\_samples, n\_features]. Required.
- **y\_train** (*pd.Series*) – The target training data of length [n\_samples]. Required for supervised learning tasks.
- **problem\_type** (*str or ProblemTypes*) – Type of supervised learning problem. See `evalml.problem_types.ProblemType.all_problem_types` for a full list.
- **objective** (*str, ObjectiveBase*) – The objective to optimize for. Used to propose and rank pipelines, but not for optimizing each pipeline during fit-time. When set to 'auto', chooses: - LogLossBinary for binary classification problems, - LogLossMulticlass for multiclass classification problems, and - R2 for regression problems.
- **mode** (*str*) – mode for DefaultAlgorithm. There are two modes: fast and long, where fast is a subset of long. Please look at DefaultAlgorithm for more details.

- **max\_time** (*int*, *str*) – Maximum time to search for pipelines. This will not start a new pipeline search after the duration has elapsed. If it is an integer, then the time will be in seconds. For strings, time can be specified as seconds, minutes, or hours.
- **patience** (*int*) – Number of iterations without improvement to stop search early. Must be positive. If None, early stopping is disabled. Defaults to None.
- **tolerance** (*float*) – Minimum percentage difference to qualify as score improvement for early stopping. Only applicable if patience is not None. Defaults to None.
- **problem\_configuration** (*dict*) – Additional parameters needed to configure the search. For example, in time series problems, values should be passed in for the `time_index`, `gap`, `forecast_horizon`, and `max_delay` variables.
- **n\_splits** (*int*) – Number of splits to use with the default data splitter.
- **verbose** (*boolean*) – Whether or not to display semi-real-time updates to stdout while search is running. Defaults to False.
- **timing** (*boolean*) – Whether or not to write pipeline search times to the logger. Defaults to False.

**Returns** The automl search object containing pipelines and rankings, and the results from running the data checks. If the data check results contain errors, automl search will not be run and an automl search object will not be returned.

**Return type** (*AutoMLSearch*, dict)

**Raises** **ValueError** – If search configuration is not valid.

```
evalml.search_iterative(X_train=None, y_train=None, problem_type=None, objective='auto',
                        problem_configuration=None, n_splits=3, timing=False, **kwargs)
```

Given data and configuration, run an automl search.

This method will run EvalML's default suite of data checks. If the data checks produce errors, the data check results will be returned before running the automl search. In that case we recommend you alter your data to address these errors and try again. This method is provided for convenience. If you'd like more control over when each of these steps is run, consider making calls directly to the various pieces like the data checks and AutoMLSearch, instead of using this method.

#### Parameters

- **X\_train** (*pd.DataFrame*) – The input training data of shape `[n_samples, n_features]`. Required.
- **y\_train** (*pd.Series*) – The target training data of length `[n_samples]`. Required for supervised learning tasks.
- **problem\_type** (*str* or *ProblemTypes*) – Type of supervised learning problem. See `evalml.problem_types.ProblemType.all_problem_types` for a full list.
- **objective** (*str*, *ObjectiveBase*) – The objective to optimize for. Used to propose and rank pipelines, but not for optimizing each pipeline during fit-time. When set to 'auto', chooses: - `LogLossBinary` for binary classification problems, - `LogLossMulticlass` for multiclass classification problems, and - `R2` for regression problems.
- **problem\_configuration** (*dict*) – Additional parameters needed to configure the search. For example, in time series problems, values should be passed in for the `time_index`, `gap`, `forecast_horizon`, and `max_delay` variables.
- **n\_splits** (*int*) – Number of splits to use with the default data splitter.

- **timing** (*boolean*) – Whether or not to write pipeline search times to the logger. Defaults to False.
- **\*\*kwargs** – Other keyword arguments which are provided will be passed to AutoMLSearch.

**Returns** the automl search object containing pipelines and rankings, and the results from running the data checks. If the data check results contain errors, automl search will not be run and an automl search object will not be returned.

**Return type** (*AutoMLSearch*, dict)

**Raises** **ValueError** – If the search configuration is invalid.



## RELEASE NOTES

### Future Releases

- Enhancements
- Fixes
- Changes
- Documentation Changes
- Testing Changes

<b>Warning: Breaking Changes</b>
----------------------------------

### v0.79.0 Aug. 11, 2023

- **Enhancements**
  - Updated regression metrics to handle multioutput dataframes as well as single output series [#4233](#)
  - Added baseline regressor for multiserries time series problems [#4246](#)
  - Added stacking and unstacking utility functions to work with multiserries data [#4250](#)
  - Added multiserries regression pipeline class [#4256](#)
  - Added multiserries VARMAX regressor [#4238](#)
- **Fixes**
  - Added support for pandas 2 [#4216](#)
  - Fixed bug where time series pipelines would fail due to MASE needing *y\_train* when scoring [#4258](#)
  - Update s3 bucket for docs image [#4260](#)
  - Fix deps checker including any package with post in the name [#4268](#)
- **Changes**
  - Unpinned sktime version [#4214](#)
  - Bumped minimum lightgbm version to 4.0.0 for nullable type handling [#4237](#)
  - Pinned scikit-learn version due to incompatibility with pinned imbalanced-learn [#4248](#)
- Documentation Changes
- Testing Changes

**Warning: Breaking Changes**

**v0.78.0 Jul. 10, 2023**

- **Enhancements**
  - Add `run_feature_selection` to `AutoMLSearch` and `Default Algorithm` #4210
  - Added SMAPE to the standard metrics for time series problems #4220
  - Added MASE metric and `y_train` parameter to objectives #4221
- **Fixes**
  - `IDColumnsDataCheck` now works with Unknown data type #4203
- **Changes**
  - Upgraded minimum SHAP version to 0.42.0 and unpinned numpy version #4228
- **Documentation Changes**
  - Updated API reference #4213

**Warning:**

**Breaking Changes**

- Removed Decision Tree and CatBoost Estimators from AutoML search #4205
- Removed first batch from default algorithm #4215

**v0.77.0 Jun. 07, 2023**

- **Enhancements**
  - Added `check_distribution` function for determining if the predicted distribution matches the true one #4184
  - Added `get_recommendation_score_breakdown` function for insight on the recommendation score #4188
  - Added `excluded_model_families` parameter to `AutoMLSearch()` #4196
  - Added option to exclude time index in `IDColumnsDataCheck` #4194
- **Fixes**
  - Fixed small errors in `ARIMAREgressor` implementation #4186
  - Fixed `get_forecast_period` to properly handle `gap` parameter #4200
- **Changes**
- **Documentation Changes**
- **Testing Changes**
  - Run looking glass performance tests on merge via Airflow #4198

**v0.76.0 May. 09, 2023**

- **Enhancements**
  - Added optional `recommendation_score` to rank pipelines during `AutoMLSearch` #4156

- Added BytesIO support to `PipelineBase.load()` [#4179](#)

- **Fixes**

- Capped numpy at  $\leq 1.23.5$  as a temporary measure for SHAP [#4172](#)
- Updated our readthedocs recipe to reenforce builds [#4177](#)

#### v0.75.0 May. 01, 2023

- **Fixes**

- Fixed bug where resetting the holdout data indices would cause time series `predict_in_sample` to be wrong [#4161](#)

- **Changes**

- Changed per-pipeline timings to store as a float [#4160](#)
- Update Dask install commands in `pyproject.toml` [#4164](#)
- Capped *IPython* version to  $< 8.12.1$  for readthedocs and plotly compatibility [#3987](#)

#### v0.74.0 Apr. 18, 2023

- **Enhancements**

- Saved computed `additional_objectives` computed during search to AutoML object [#4141](#)
- Remove extra naive pipelines [#4142](#)

- **Fixes**

- Fixed usage of codecov after uploader deprecation [#4144](#)
- Fixed issue where prediction intervals were becoming NaNs due to index errors [#4154](#)

- **Changes**

- Capped size of seasonal period used for determining whether to include `STLDecomposer` in pipelines [#4147](#)

#### v0.73.0 Apr. 10, 2023

- **Enhancements**

- Allowed `InvalidTargetDataCheck` to return a `DROP_ROWS DataCheckActionOption` [#4116](#)
- Implemented prediction intervals for non-time series native pipelines using the naïve method [#4127](#)

- **Changes**

- Removed unnecessary logic from imputer components prior to nullable type handling [#4038](#), [#4043](#)
- Added calls to `_handle_nullable_types` in component `fit`, `transform`, and `predict` methods when needed [#4046](#), [#4043](#)
- Removed existing nullable type handling across `AutoMLSearch` to just use new handling [#4085](#), [#4043](#)
- Handled nullable type incompatibility in `Decomposer` [#4105](#), [:pr:4043](#)
- Removed nullable type incompatibility handling for `ARIMA` and `ExponentialSmoothingRegressor` [#4129](#)
- Changed the default value for `null_strategy` in `InvalidTargetDataCheck` to `drop` [#4131](#)

- Pinned sktime version to 0.17.0 for nullable types support [#4137](#)

- **Testing Changes**

- Fixed installation of prophet for linux nightly tests [#4114](#)

**v0.72.0 Mar. 27, 2023**

- **Enhancements**

- Updated `pipeline.get_prediction_intervals()` to add trend prediction interval information from STL decomposer [#4093](#)
- Added `method=all` support for `TargetLeakageDataCheck` [#4106](#)

- **Fixes**

- Fixed ensemble pipelines not working with `generate_pipeline_example` [#4102](#)

- **Changes**

- Pinned ipywidgets version under 8.0.5 [#4097](#)
- Calculated partial dependence grid values for integer data by rounding instead of truncating fractional values [#4096](#)

- **Testing Changes**

- Updated graphviz installation in GitHub workflows to fix windows nightlies [#4088](#)

**v0.71.0 Mar. 17, 2023\***

- **Fixes**

- Fixed error in `PipelineBase._supports_fast_permutation_importance` with stacked ensemble pipelines [#4083](#)

**v0.70.0 Mar. 16, 2023**

- **Changes**

- Added Oversampler nullable type incompatibility in X [#4068](#)
- Removed nullable handling from objective functions, `roc_curve`, and `correlation_matrix` [#4072](#)
- Transitioned from `prophet-prebuilt` to `prophet` directly [#4045](#)

**v0.69.0 Mar. 15, 2023**

- **Enhancements**

- Move black to regular dependency and use it for `generate_pipeline_code` [#4005](#)
- Implement `generate_pipeline_example` [#4023](#)
- Add new downcast utils for component-specific nullable type handling and begin implementation on objective and component base classes [#4024](#)
- Add nullable type incompatibility properties to the components that need them [#4031](#)
- Add `get_evalml_requirements_file` [#4034](#)
- Pipelines with DFS Transformers will run fast permutation importance if DFS features pre-exist [#4037](#)
- Add `get_prediction_intervals()` at the pipeline level [#4052](#)

- **Fixes**

- Fixed `generate_pipeline_example` erroring out for pipelines with a `DFSTransformer` #4059
- Remove nullable types handling for `OverSampler` #4064

- **Changes**

- Uncapped `pmdarima` and updated minimum version #4027
- Increase min `catboost` to 1.1.1 and `xgboost` to 1.7.0 to add nullable type support for those estimators #3996
- Unpinned `networkx` and updated minimum version #4035
- Increased `scikit-learn` version to 1.2.2 #4064
- Capped max `holidays` version to 0.21 #4064
- Stop allowing `knn` as a boolean impute strategy #4058
- Capped `nbsphinx` at < 0.9.0 #4071

- **Testing Changes**

- Use `release.yaml` for performance tests on merge to main #4007
- Pin `github-action-check-linked-issues` at v1.4.5 #4042
- Updated tests to support Woodwork's object dtype inference for numeric columns #4066
- Updated `TargetLeakageDataCheck` tests to handle boolean targets properly #4066

#### v0.68.0 Feb. 15, 2023

- **Enhancements**

- Integrated `determine_periodicity` into `AutoMLSearch` #3952
- Removed frequency limitations for decomposition using the `STLDecomposer` #3952

- **Changes**

- Remove `requirements-parser` requirement #3978
- Updated the `SKOptTuner` to use a gradient boosting regressor for tuning instead of extra trees #3983
- Unpinned `sktime` from below 1.2, increased minimum to 1.2.1 #3983

- **Testing Changes**

- Add pull request check for linked issues to CI workflow #3970, #3980
- Upgraded minimum `IPython` version to 8.10.0 #3987

#### v0.67.0 Jan. 31, 2023

- **Fixes**

- Re-added `TimeSeriesPipeline.should_skip_featurization` to fix bug where data would get featurized unnecessarily #3964
- Allow float categories to be passed into `CatBoost` estimators #3966

- **Changes**

- Update `pyproject.toml` to correctly specify the data filepaths #3967

- **Documentation Changes**

- Added demo for prediction intervals #3954

**v0.66.1 Jan. 26, 2023**

- **Fixes**

- Updated `LabelEncoder` to store the original typing information [#3960](#)
- Fixed bug where all-null `BooleanNullable` columns would break the imputer during transform [#3959](#)

**v0.66.0 Jan. 24, 2023**

- **Enhancements**

- Improved decomposer `determine_periodicity` functionality for better period guesses [#3912](#)
- Added `dates_needed_for_prediction` for time series pipelines [#3906](#)
- Added `RFClassifierRFESelector` and `RFRegressorRFESelector` components for feature selection using recursive feature elimination [#3934](#)
- Added `dates_needed_for_prediction_range` for time series pipelines [#3941](#)

- **Fixes**

- Fixed `set_period()` not updating decomposer parameters [#3932](#)
- Removed second identical batch for time series problems in `DefaultAlgorithm` [#3936](#)
- Fix install command for `alteryx-open-src-update-checker` [#3940](#)
- Fixed non-prophet case of `test_components_can_be_used_for_partial_dependence_fast_mode` [#3949](#)

- **Changes**

- Updated `PolynomialDecomposer` to work with `sktime` v0.15.1 [#3930](#)
- Add `ruff` and use `pyproject.toml` (move away from `setup.cfg`) [#3928](#)
- Pinned `category-encoders` to 2.5.1.post0 [#3933](#)
- Remove `requirements-parser` and `tomli` from core requirements [#3948](#)

**v0.65.0 Jan. 3, 2023**

- **Enhancements**

- Added the ability to retrieve prediction intervals for estimators that support time series regression [#3876](#)
- Added utils to handle the logic for threshold tuning objective and resplitting data [#3888](#)
- Integrated `OrdinalEncoder` into `AutoMLSearch` [#3765](#)

- **Fixes**

- Fixed `ARIMA` not accounting for gap in prediction from end of training data [#3884](#)
- Fixed `DefaultAlgorithm` adding an extra `OneHotEncoder` when a categorical column is not selected [#3914](#)

- **Changes**

- Added a threshold to `DateTimeFormatDataCheck` to account for too many duplicate or nan values [#3883](#)
- Changed treatment of `Boolean` columns for `SimpleImputer` and `ClassImbalanceDataCheck` to be compatible with new `Woodwork` inference [#3892](#)

- Split decomposer `seasonal_period` parameter into `seasonal_smoother` and `period` parameters [#3896](#)
- Excluded catboost from the broken link checking workflow due to 403 errors [#3899](#)
- Pinned scikit-learn version below 1.2.0 [#3901](#)
- Cast newly created one hot encoded columns as `bool` dtype [#3913](#)

- **Documentation Changes**

- Hid non-essential warning messages in time series docs [#3890](#)

- Testing Changes

#### v0.64.0 Dec. 8, 2022

- Enhancements

- Fixes

- Allowed the DFS Transformer to calculate feature values for Features with a `dataframe_name` that is not "X" [#3873](#)
  - Stopped passing full list of DFS Transformer features into cloned pipeline in partial dependence fast mode [#3875](#)

- Changes

- Update leaderboard names to show *ranking\_score* instead of *validation\_score* [#3878](#)
  - Remove `Int64Index` after Pandas 1.5 Upgrade [#3825](#)
  - Reduced the threshold for setting `use_covariates` to `False` for ARIMA models in `AutoMLSearch` [#3868](#)
  - Pinned woodwork version at `<=0.19.0` [#3871](#)
  - Updated minimum Pandas version to 1.5.0 [#3808](#)
  - Remove dsherry from automated dependency update reviews and added tamargrey [#3870](#)

- Documentation Changes

- Testing Changes

#### v0.63.0 Nov. 23, 2022

- Enhancements

- Added fast mode to partial dependence [#3753](#)
  - Added the ability to serialize featuretools features into time series pipelines [#3836](#)

- Fixes

- Fixed `TimeSeriesFeaturizer` potentially selecting lags outside of feature engineering window [#3773](#)
  - Fixed bug where `TimeSeriesFeaturizer` could not encode Ordinal columns with non numeric categories [#3812](#)
  - Updated demo dataset links to point to new endpoint [#3826](#)
  - Updated `STLDecomposer` to infer the time index frequency if it's not present [#3829](#)
  - Updated `_drop_time_index` to move the time index from `X` to both `X.index` and `y.index` [#3829](#)

- Fixed bug where engineered features lost their origin attribute in partial dependence, causing it to fail [#3830](#)
- Fixed bug where partial dependence’s fast mode handling for the DFS Transformer wouldn’t work with multi output features [#3830](#)
- Allowed target to be present and ignored in partial dependence’s DFS Transformer fast mode handling [#3830](#)

- **Changes**

- Consolidated decomposition frequency validation logic to `Decomposer` class [#3811](#)
- Removed Featuretools version upper bound and prevent Woodwork 0.20.0 from being installed [#3813](#)
- Updated min Featuretools version to 0.16.0, min nlp-primitives version to 2.9.0 and min Dask version to 2022.2.0 [#3823](#)
- Rename issue templates `config.yaml` to `config.yml` [#3844](#)
- Reverted change adding a `should_skip_featurization` flag to time series pipelines [#3862](#)

- **Documentation Changes**

- Added information about STL Decomposition to the time series docs [#3835](#)
- Removed RTD failure on warnings [#3864](#)

**v0.62.0 Nov. 01, 2022**

- **Fixes**

- Fixed bug with datetime conversion in `get_time_index` [#3792](#)
- Fixed bug where invalid anchored or offset frequencies were including the `STLDecomposer` in pipelines [#3794](#)
- Fixed bug where irregular datetime frequencies were causing errors in `make_pipeline` [#3800](#)

- **Changes**

- Capped dask at < 2022.10.1 [#3797](#)
- Uncapped dask and excluded 2022.10.1 from viable versions [#3803](#)
- Removed all references to XGBoost’s deprecated `_use_label_encoder` argument [#3805](#)
- Capped featuretools at < 1.17.0 [#3805](#)
- Capped woodwork at < 0.21.0 [#3805](#)

**v0.61.1 Oct. 27, 2022**

- **Fixes**

- Fixed bug where `TimeSeriesBaselinePipeline` wouldn’t preserve index name of input features [#3788](#)
- Fixed bug in `TimeSeriesBaselinePipeline` referencing a static string instead of time index var [#3788](#)

- **Documentation Changes**

- Updated Release Notes [#3788](#)

**v0.61.0 Oct. 25, 2022**

- **Enhancements**



- Added the STL Decomposer [#3741](#)
- Integrated STLDecomposer into AutoMLSearch for time series regression problems [#3781](#)
- Brought the PolynomialDecomposer up to parity with STLDecomposer [#3768](#)

- **Changes**

- Cap Featuretools at < 1.15.0 [#3775](#)
- Remove Featuretools upper bound restriction and fix nlp-primitives import statements [#3778](#)

#### v0.60.0 Oct. 19, 2022

- **Enhancements**

- Add forecast functions to time series regression pipeline [#3742](#)

- **Fixes**

- Fix to allow IDColumnsDataCheck to work with IntegerNullable inputs [#3740](#)
- Fixed datasets name for main performance tests [#3743](#)

- **Changes**

- Use Woodwork’s `dependence_dict` method to calculate for TargetLeakageDataCheck [#3728](#)

- Documentation Changes

- Testing Changes

**Warning:**

**Breaking Changes**

- TargetLeakageDataCheck now uses argument `mutual_info` rather than `mutual` [#3728](#)

#### v0.59.0 Sept. 27, 2022

- **Enhancements**

- Enhanced Decomposer with `determine_periodicity` function to automatically determine periodicity of seasonal target. [#3729](#)
- Enhanced Decomposer with `set_seasonal_period` function to set a Decomposer object’s seasonal period automatically. [#3729](#)
- Added OrdinalEncoder component [#3736](#)

- **Fixes**

- Fixed holdout warning message showing when using default parameters [#3727](#)
- Fixed bug in Oversampler where categorical dtypes would fail [#3732](#)

- **Changes**

- Automatic sorting of the `time_index` prior to running DataChecks has been disabled [#3723](#)

- Documentation Changes

- **Testing Changes**

- Update job to use new looking glass report command [#3733](#)

#### v0.58.0 Sept. 20, 2022

- **Enhancements**

- Defined *get\_trend\_df()* for PolynomialDecomposer to allow decomposition of target data into trend, seasonality and residual. #3720
- Updated to run with Woodwork  $\geq 0.18.0$  #3700
- Pass time index column to time series native estimators but drop otherwise #3691
- Added `errors` attribute to AutoMLSearch for useful debugging #3702

- **Fixes**

- Removed multiple samplers occurring in pipelines generated by DefaultAlgorithm #3696
- Fix search order changing when using DefaultAlgorithm #3704

- **Changes**

- Bumped up minimum version of sktime to 0.12.0. #3720
- Added abstract Decomposer class as a parent to PolynomialDecomposer to support additional decomposers. #3720
- Pinned pmdarima  $< 2.0.0$  #3679
- Added support for using `downcast_nullable_types` with Series as well as DataFrames #3697
- Added distinction between ranking and optimization objectives #3721

- Documentation Changes

- **Testing Changes**

- Updated pytest fixtures and brittle test files to explicitly set woodwork typing information #3697
- Added github workflow to run looking glass performance tests on merge to main #3690
- Fixed looking glass performance test script #3715
- Remove commit message from looking glass slack message #3719

**v0.57.0 Sept. 6, 2022**

- **Enhancements**

- Added KNNImputer class and created new `knn` parameter for Imputer #3662

- **Fixes**

- IDColumnsDataCheck now only returns an action code to set the first column as the primary key if it contains unique values #3639
- IDColumnsDataCheck now can handle primary key columns containing “integer” values that are of the double type #3683
- Added support for BooleanNullable columns in EvalML pipelines and imputer #3678
- Updated StandardScaler to only apply to numeric columns #3686

- **Changes**

- Unpinned sktime to allow for version 0.13.2 #3685
- Pinned pmdarima  $< 2.0.0$  #3679

**v0.56.1 Aug. 19, 2022**

- **Fixes**

- IDColumnsDataCheck now only returns an action code to set the first column as the primary key if it contains unique values [#3639](#)
- Reverted the make\_pipeline changes that conditionally included the imputers [#3672](#)

**v0.56.0 Aug. 15, 2022****• Enhancements**

- Add CI testing environment in Mac for install workflow [#3646](#)
- Updated make\_pipeline to only include the Imputer in pipelines if NaNs exist in the data [#3657](#)
- Updated to run with Woodwork  $\geq 0.17.2$  [#3626](#)
- Add exclude\_featurizers parameter to AutoMLSearch to specify featurizers that should be excluded from all pipelines [#3631](#)
- Add fit\_transform method to pipelines and component graphs [#3640](#)
- Changed default value of data splitting for time series problem holdout set evaluation [#3650](#)

**• Fixes**

- Reverted the Woodwork 0.17.x compatibility work due to performance regression [#3664](#)

**• Changes**

- Disable holdout set in AutoML search by default [#3659](#)
- Pinned sktime at  $\geq 0.7.0, < 0.13.1$  due to slowdowns with time series modeling [#3658](#)
- Added additional testing support for Python 3.10 [#3609](#)

**• Documentation Changes**

- Updated broken link checker to exclude stackoverflow domain [#3633](#)
- Add instructions to add new users to evalml-core-feedstock [#3636](#)

**v0.55.0 July. 24, 2022****• Enhancements**

- Increased the amount of logical type information passed to Woodwork when calling `ww.init()` in transformers [#3604](#)
- Added ability to log how long each batch and pipeline take in `automl.search()` [#3577](#)
- Added the option to set the `sp` parameter for ARIMA models [#3597](#)
- Updated the CV split size of time series problems to match forecast horizon for improved performance [#3616](#)
- Added holdout set evaluation as part of AutoML search and pipeline ranking [#3499](#)
- Added Dockerfile.arm and .dockerignore for python version and M1 testing [#3609](#)
- Added `test_gen_utils::in_container_arm64()` fixture [#3609](#)

**• Fixes**

- Fixed iterative graphs not appearing in documentation [#3592](#)
- Updated the `load_diabetes()` method to account for scikit-learn 1.1.1 changes to the dataset [#3591](#)
- Capped woodwork version at  $< 0.17.0$  [#3612](#)
- Bump minimum scikit-optimize version to 0.9.0 :pr: [3614](#)

- Invalid target data checks involving regression and unsupported data types now produce a different `DataCheckMessageCode` #3630
- Updated `test_data_checks.py::test_data_checks_raises_value_errors_on_init` - more lenient text check #3609
- **Changes**
  - Add pre-commit hooks for linting #3608
  - Implemented a lower threshold and window size for the `TimeSeriesRegularizer` and `DatetimeFormatDataCheck` #3627
  - Updated `IDColumnsDataCheck` to return an action to set the first column as the primary key if it is identified as an ID column #3634
- **Documentation Changes**
- **Testing Changes**
  - Pinned `GraphViz` version for Windows CI Test #3596
  - Removed skipping of `PolynomialDecomposer` tests for Python 3.9 envs. #3720
  - Removed `pytest.mark.skip_if_39` pytest marker #3602 #3607
  - Updated `pytest==7.1.2` #3609
  - Added `Dockerfile.arm` and `.dockerignore` for python version and M1 testing #3609
  - Added `test_gen_utils::in_container_arm64()` fixture #3609

**Warning:**

**Breaking Changes**

- Refactored test cases that iterate over all components to use `pytest.mark.parametrize` and changed the corresponding `if...continue` blocks to `pytest.mark.xfail` #3622

**v0.54.0 June. 23, 2022**

- **Fixes**
  - Updated the `Imputer` and `SimpleImputer` to work with `scikit-learn` 1.1.1. #3525
  - Bumped the minimum versions of `scikit-learn` to 1.1.1 and `imbalanced-learn` to 0.9.1. #3525
  - Added a clearer error message when `describe` is called on an un-instantiated `ComponentGraph` #3569
  - Added a clearer error message when time series' `predict` is called with its `X_train` or `y_train` parameter set as `None` #3579
- **Changes**
  - Don't pass `time_index` as kwargs to `sktime` ARIMA implementation for compatibility with latest version #3564
  - Remove incompatible `nlp-primitives` version 2.6.0 from accepted dependency versions #3572, #3574
  - Updated evalml authors #3581
- **Documentation Changes**
  - Fix typo in `long_description` field in `setup.cfg` #3553

- Update install page to remove Python 3.7 mention [#3567](#)

**v0.53.1 June. 9, 2022**

- **Changes**

- Set the development status to 4 - Beta in `setup.cfg` [#3550](#)

**v0.53.0 June. 9, 2022**

- **Enhancements**

- Pass `n_jobs` to default algorithm [#3548](#)

- **Fixes**

- Fixed github workflows for featuretools and woodwork to test their main branch against evalml. [#3517](#)
- Suppress warnings in `TargetEncoder` raised by a coming change to default parameters [#3540](#)
- Fixed bug where schema was not being preserved in column renaming for XGBoost and LightGBM models [#3496](#)

- **Changes**

- Transitioned to use `pyproject.toml` and `setup.cfg` away from `setup.py` [#3494](#), [#3536](#)

- **Documentation Changes**

- Updated the Time Series User Guide page to include known-in-advance features and fix typos [#3521](#)
- Add slack and stackoverflow icon to footer [#3528](#)
- Add install instructions for M1 Mac [#3543](#)

- **Testing Changes**

- Rename `yml` to `yaml` for GitHub Actions [#3522](#)
- Remove `noncore_dependency` pytest marker [#3541](#)
- Changed `test_smotenc_category_features` to use valid postal code values in response to new woodwork type validation [#3544](#)

**v0.52.0 May. 12, 2022**

- **Changes**

- Added github workflows for featuretools and woodwork to test their main branch against evalml. [#3504](#)
- Added `pmdarima` to conda recipe. [#3505](#)
- Added a threshold for `NullDataCheck` before a warning is issued for null values [#3507](#)
- Changed `NoVarianceDataCheck` to only output warnings [#3506](#)
- Reverted XGBoost Classifier/Regressor patch for all boolean columns needing to be converted to int. [#3503](#)
- Updated `roc_curve()` and `conf_matrix()` to work with `IntegerNullable` and `BooleanNullable` types. [#3465](#)
- Changed `ComponentGraph._transform_features` to raise a `PipelineError` instead of a `ValueError`. This is not a breaking change because `PipelineError` is a subclass of `ValueError`. [#3497](#)

- Capped sklearn at version 1.1.0 [#3518](#)
- **Documentation Changes**
  - Updated to install prophet extras in Read the Docs. [#3509](#)
- **Testing Changes**
  - Moved vowpal wabbit in test recipe to evalml package from evalml-core [#3502](#)

#### v0.51.0 Apr. 28, 2022

- **Enhancements**
  - Updated `make_pipeline_from_data_check_output` to work with time series problems. [#3454](#)
- **Fixes**
  - Changed `PipelineBase.graph_json()` to return a python dictionary and renamed as `graph_dict()` [#3463](#)
- **Changes**
  - Added `vowpalwabbit` to local recipe and remove `is_using_conda` pytest skip markers from relevant tests [#3481](#)
- **Documentation Changes**
  - Fixed broken link in contributing guide [#3464](#)
  - Improved development instructions [#3468](#)
  - Added the `TimeSeriesRegularizer` and `TimeSeriesImputer` to the timeseries section of the User Guide [#3473](#)
  - Updated OSS slack link [#3487](#)
  - Fix rendering of model understanding plotly charts in docs [#3460](#)
- **Testing Changes**
  - Updated unit tests to support woodwork 0.16.2 [#3482](#)
  - Fix some unit tests after vowpal wabbit got added to conda recipe [#3486](#)

#### Warning:

#### Breaking Changes

- Renamed `PipelineBase.graph_json()` to `PipelineBase.graph_dict()` [#3463](#)
- Minimum supported woodwork version is now 0.16.2 [#3482](#)

#### v0.50.0 Apr. 12, 2022

- **Enhancements**
  - Added `TimeSeriesImputer` component [#3374](#)
  - Replaced `pipeline_parameters` and `custom_hyperparameters` with `search_parameters` in `AutoMLSearch` [#3373](#), [#3427](#)
  - Added `TimeSeriesRegularizer` to smooth unferrable date ranges for time series problems [#3376](#)
  - Enabled ensembling as a parameter for `DefaultAlgorithm` [#3435](#), [#3444](#)

- **Fixes**
  - Fix `DefaultAlgorithm` not handling Email and URL features [#3419](#)
  - Added test to ensure `LabelEncoder` parameters preserved during `AutoMLSearch` [#3326](#)
- **Changes**
  - Updated `DateTimeFormatDataCheck` to use woodwork's `infer_frequency` function [#3425](#)
  - Renamed `graphs.py` to `visualizations.py` [#3439](#)
- **Documentation Changes**
  - Updated the model understanding section of the user guide to include missing functions [#3446](#)
  - Rearranged the user guide model understanding page for easier navigation [#3457](#)
  - Update README text to Alteryx [#3462](#)

**Warning:****Breaking Changes**

- Renamed `graphs.py` to `visualizations.py` [#3439](#)
- Replaced `pipeline_parameters` and `custom_hyperparameters` with `search_parameters` in `AutoMLSearch` [#3373](#)

**v0.49.0 Mar. 31, 2022**

- **Enhancements**
  - Added `use_covariates` parameter to `ARIMAREgressor` [#3407](#)
  - `AutoMLSearch` will set `use_covariates` to `False` for ARIMA when dataset is large [#3407](#)
  - Add ability to retrieve logical types to a component in the graph via `get_component_input_logical_types` [#3428](#)
  - Add ability to get logical types passed to the last component via `last_component_input_logical_types` [#3428](#)
- **Fixes**
  - Fix conda build after PR [3407](#) [#3429](#)
- **Changes**
  - Moved model understanding metrics from `graph.py` into a separate file [#3417](#)
  - Unpin `click` dependency [#3420](#)
  - For `IterativeAlgorithm`, put time series algorithms first [#3407](#)
  - Use `prophet-prebuilt` to install `prophet` in extras [#3407](#)

**Warning:****Breaking Changes**

- Moved model understanding metrics from `graph.py` to `metrics.py` [#3417](#)

**v0.48.0 Mar. 25, 2022**

- **Enhancements**

- Add support for oversampling in time series classification problems [#3387](#)
- **Fixes**
  - Fixed `TimeSeriesFeaturizer` to make it deterministic when creating and choosing columns [#3384](#)
  - Fixed bug where Email/URL features with missing values would cause the imputer to error out [#3388](#)
- **Changes**
  - Update maintainers to add Frank [#3382](#)
  - Allow woodwork version 0.14.0 to be installed [#3381](#)
  - Moved partial dependence functions from `graph.py` to a separate file [#3404](#)
  - Pin `click` at 8.0.4 due to incompatibility with `black` [#3413](#)
- **Documentation Changes**
  - Added automl user guide section covering search algorithms [#3394](#)
  - Updated broken links and automated broken link detection [#3398](#)
  - Upgraded `nbconvert` [#3402](#), [#3411](#)
- **Testing Changes**
  - Updated scheduled workflows to only run on Alteryx owned repos ([#3395](#))
  - Exclude documentation versions other than latest from broken link check [#3401](#)

**Warning:**

**Breaking Changes**

- Moved partial dependence functions from `graph.py` to `partial_dependence.py` [#3404](#)

**v0.47.0 Mar. 16, 2022**

- **Enhancements**
  - Added `TimeSeriesFeaturizer` into ARIMA-based pipelines [#3313](#)
  - Added caching capability for ensemble training during `AutoMLSearch` [#3257](#)
  - Added new error code for zero unique values in `NoVarianceDataCheck` [#3372](#)
- **Fixes**
  - Fixed `get_pipelines` to reset pipeline threshold for binary cases [#3360](#)
- **Changes**
  - Update maintainers [#3365](#)
  - Revert pandas 1.3.0 compatibility patch [#3378](#)
- **Documentation Changes**
  - Fixed documentation links to point to correct pages [#3358](#)
- **Testing Changes**
  - Checkout main branch in `build_conda_pkg` job [#3375](#)



**v0.46.0 Mar. 03, 2022**

- **Enhancements**
  - Added `test_size` parameter to `ClassImbalanceDataCheck` #3341
  - Make target optional for `NoVarianceDataCheck` #3339
- **Changes**
  - Removed `python_version<3.9` environment marker from sktime dependency #3332
  - Updated `DatetimeFormatDataCheck` to return all messages and not return early if NaNs are detected #3354
- **Documentation Changes**
  - Added in-line tabs and copy-paste functionality to documentation, overhauled Install page #3353

**v0.45.0 Feb. 17, 2022**

- **Enhancements**
  - Added support for pandas  $\geq 1.4.0$  #3324
  - Standardized feature importance for estimators #3305
  - Replaced usage of private method with Woodwork's public `get_subset_schema` method #3325
- **Changes**
  - Added an `is_cv` property to the datasplitters used #3297
  - Changed `SimpleImputer` to ignore Natural Language columns #3324
  - Added drop NaN component to some time series pipelines #3310
- **Documentation Changes**
  - Update README.md with Alteryx link (#3319)
  - Added formatting to the AutoML user guide to shorten result outputs #3328
- **Testing Changes**
  - Add auto approve dependency workflow schedule for every 30 mins #3312

**v0.44.0 Feb. 04, 2022**

- **Enhancements**
  - Updated `DefaultAlgorithm` to also limit estimator usage for long-running multiclass problems #3099
  - Added `make_pipeline_from_data_check_output()` utility method #3277
  - Updated `AutoMLSearch` to use `DefaultAlgorithm` as the default automl algorithm #3261, #3304
  - Added more specific data check errors to `DatetimeFormatDataCheck` #3288
  - Added `features` as a parameter for `AutoMLSearch` and add `DFSTransformer` to pipelines when features are present #3309
- **Fixes**
  - Updated the binary classification pipeline's `optimize_thresholds` method to use Nelder-Mead #3280
  - Fixed bug where feature importance on time series pipelines only showed 0 for time index #3285

- **Changes**

- Removed `DateTimeNaNDataCheck` and `NaturalLanguageNaNDataCheck` in favor of `NullDataCheck` #3260
- Drop support for Python 3.7 #3291
- Updated minimum version of `woodwork` to `v0.12.0` #3290

- **Documentation Changes**

- Update documentation and docstring for `validate_holdout_datasets` for time series problems #3278
- Fixed mistake in documentation where wrong objective was used for calculating percent-better-than-baseline #3285

**Warning:**

**Breaking Changes**

- Removed `DateTimeNaNDataCheck` and `NaturalLanguageNaNDataCheck` in favor of `NullDataCheck` #3260
- Dropped support for Python 3.7 #3291

**v0.43.0 Jan. 25, 2022**

- **Enhancements**

- Updated new `NullDataCheck` to return a warning and suggest an action to impute columns with null values #3197
- Updated `make_pipeline_from_actions` to handle null column imputation #3237
- Updated data check actions API to return options instead of actions and add functionality to suggest and take action on columns with null values #3182

- **Fixes**

- Fixed categorical data leaking into non-categorical sub-pipelines in `DefaultAlgorithm` #3209
- Fixed Python 3.9 installation for prophet by updating `pmdarima` version in requirements #3268
- Allowed `DateTime` columns to pass through `PerColumnImputer` without breaking #3267

- **Changes**

- Updated `DataCheck.validate()` output to return a dictionary instead of list for actions #3142
- Updated `DataCheck.validate()` API to use the new `DataCheckActionOption` class instead of `DataCheckAction` #3152
- Uncapped `numba` version and removed it from requirements #3263
- Renamed `HighlyNullDataCheck` to `NullDataCheck` #3197
- Updated data check `validate()` output to return a list of warnings and errors instead of a dictionary #3244
- Capped `pandas` at `< 1.4.0` #3274

- **Testing Changes**

- Bumped minimum `IPython` version to 7.16.3 in `test-requirements.txt` based on dependabot feedback #3269

**Warning:****Breaking Changes**

- Renamed `HighlyNullDataCheck` to `NullDataCheck` [#3197](#)
- Updated data check `validate()` output to return a list of warnings and errors instead of a dictionary. See the Data Check or Data Check Actions pages (under User Guide) for examples. [#3244](#)
- Removed `impute_all` and `default_impute_strategy` parameters from the `PerColumnImputer` [#3267](#)
- Updated `PerColumnImputer` such that columns not specified in `impute_strategies` dict will not be imputed anymore [#3267](#)

**v0.42.0 Jan. 18, 2022**• **Enhancements**

- Required the separation of training and test data by `gap + 1` units to be verified by `time_index` for time series problems [#3208](#)
- Added support for boolean features for `ARIMARegressor` [#3187](#)
- Updated dependency bot workflow to remove outdated description and add new configuration to delete branches automatically [#3212](#)
- Added `n_obs` and `n_splits` to `TimeSeriesParametersDataCheck` error details [#3246](#)

• **Fixes**

- Fixed classification pipelines to only accept target data with the appropriate number of classes [#3185](#)
- Added support for time series in `DefaultAlgorithm` [#3177](#)
- Standardized names of featurization components [#3192](#)
- Removed empty cell in `text_input.ipynb` [#3234](#)
- Removed potential prediction explanations failure when pipelines predicted a class with probability 1 [#3221](#)
- Dropped NaNs before partial dependence grid generation [#3235](#)
- Allowed prediction explanations to be json-serializable [#3262](#)
- Fixed bug where `InvalidTargetDataCheck` would not check time series regression targets [#3251](#)
- Fixed bug in `are_datasets_separated_by_gap_time_index` [#3256](#)

• **Changes**

- Raised lowest compatible numpy version to 1.21.0 to address security concerns [#3207](#)
- Changed the default objective to `MedianAE` from `R2` for time series regression [#3205](#)
- Removed all-nan Unknown to Double logical conversion in `infer_feature_types` [#3196](#)
- Checking the validity of holdout data for time series problems can be performed by calling `pipelines.utils.validate_holdout_datasets` prior to calling `predict` [#3208](#)

• **Testing Changes**

- Update auto approve workflow trigger and delete branch after merge [#3265](#)

**Warning:**

**Breaking Changes**

- Renamed `DateTimeFeaturizerComponent` to `DateTimeFeaturizer` and `NaturalLanguageFeaturizationComponent` to `NaturalLanguageFeaturizer` #3192

**v0.41.0 Jan. 06, 2022**

- **Enhancements**

- Added string support for `DataCheckActionCode` #3167
- Added `DataCheckActionOption` class #3134
- Add issue templates for bugs, feature requests and documentation improvements for GitHub #3199

- **Fixes**

- Fix bug where prediction explanations `class_name` was shown as float for boolean targets #3179
- Fixed bug in nightly linux tests #3189

- **Changes**

- Removed usage of scikit-learn's `LabelEncoder` in favor of ours #3161
- Removed nullable types checking from `infer_feature_types` #3156
- Fixed `mean_cv_data` and `validation_score` values in `AutoMLSearch.rankings` to reflect cv score or NaN when appropriate #3162

- **Testing Changes**

- Updated tests to use new pipeline API instead of defining custom pipeline classes #3172
- Add workflow to auto-merge dependency PRs if status checks pass #3184

**v0.40.0 Dec. 22, 2021**

- **Enhancements**

- Added `TimeSeriesSplittingDataCheck` to `DefaultDataChecks` to verify adequate class representation in time series classification problems #3141
- Added the ability to accept serialized features and skip computation in `DFSTransformer` #3106
- Added support for known-in-advance features #3149
- Added `Holt-WintersExponentialSmoothingRegressor` for time series regression problems #3157
- Required the separation of training and test data by `gap + 1` units to be verified by `time_index` for time series problems #3160

- **Fixes**

- Fixed error caused when tuning threshold for time series binary classification #3140

- **Changes**

- `TimeSeriesParametersDataCheck` was added to `DefaultDataChecks` for time series problems #3139
- Renamed `date_index` to `time_index` in `problem_configuration` for time series problems #3137

- Updated `nlp-primitives` minimum version to 2.1.0 [#3166](#)
- Updated minimum version of `woodwork` to v0.11.0 [#3171](#)
- Revert [3160](#) until uninferable frequency can be addressed earlier in the process [#3198](#)
- **Documentation Changes**
  - Added comments to provide clarity on doctests [#3155](#)
- **Testing Changes**
  - Parameterized tests in `test_datasets.py` [#3145](#)

**Warning:****Breaking Changes**

- Renamed `date_index` to `time_index` in `problem_configuration` for time series problems [#3137](#)

**v0.39.0 Dec. 9, 2021**

- **Enhancements**
  - Renamed `DelayedFeatureTransformer` to `TimeSeriesFeaturizer` and enhanced it to compute rolling features [#3028](#)
  - Added ability to impute only specific columns in `PerColumnImputer` [#3123](#)
  - Added `TimeSeriesParametersDataCheck` to verify the time series parameters are valid given the number of splits in cross validation [#3111](#)
- **Fixes**
  - Default parameters for `RFRegressorSelectFromModel` and `RFClassifierSelectFromModel` has been fixed to avoid selecting all features [#3110](#)
- **Changes**
  - Removed reliance on a datetime index for `ARIMAREgressor` and `ProphetRegressor` [#3104](#)
  - Included target leakage check when fitting `ARIMAREgressor` to account for the lack of `TimeSeriesFeaturizer` in `ARIMAREgressor` based pipelines [#3104](#)
  - Cleaned up and refactored `InvalidTargetDataCheck` implementation and docstring [#3122](#)
  - Removed indices information from the output of `HighlyNullDataCheck`'s `validate()` method [#3092](#)
  - Added `ReplaceNullableTypes` component to prepare for handling pandas nullable types. [#3090](#)
  - Updated `make_pipeline` for handling pandas nullable types in preprocessing pipeline. [#3129](#)
  - Removed unused `EnsembleMissingPipelinesError` exception definition [#3131](#)
- **Testing Changes**
  - Refactored tests to avoid using `importorskip` [#3126](#)
  - Added `skip_during_conda` test marker to skip tests that are not supposed to run during conda build [#3127](#)
  - Added `skip_if_39` test marker to skip tests that are not supposed to run during python 3.9 [#3133](#)

**Warning:****Breaking Changes**

- Renamed DelayedFeatureTransformer to TimeSeriesFeaturizer #3028
- ProphetRegressor now requires a datetime column in X represented by the date\_index parameter #3104
- Renamed module evalml.data\_checks.invalid\_target\_data\_check to evalml.data\_checks.invalid\_targets\_data\_check #3122
- Removed unused EnsembleMissingPipelinesError exception definition #3131

**v0.38.0 Nov. 27, 2021****• Enhancements**

- Added data\_check\_name attribute to the data check action class #3034
- Added NumWords and NumCharacters primitives to TextFeaturizer and renamed TextFeaturizer to NaturalLanguageFeaturizer #3030
- Added support for scikit-learn > 1.0.0 #3051
- Required the date\_index parameter to be specified for time series problems in AutoMLSearch #3041
- Allowed time series pipelines to predict on test datasets whose length is less than or equal to the forecast\_horizon. Also allowed the test set index to start at 0. #3071
- Enabled time series pipeline to predict on data with features that are not known-in-advanced #3094

**• Fixes**

- Added in error message when fit and predict/predict\_proba data types are different #3036
- Fixed bug where ensembling components could not get converted to JSON format #3049
- Fixed bug where components with tuned integer hyperparameters could not get converted to JSON format #3049
- Fixed bug where force plots were not displaying correct feature values #3044
- Included confusion matrix at the pipeline threshold for find\_confusion\_matrix\_per\_threshold #3080
- Fixed bug where One Hot Encoder would error out if a non-categorical feature had a missing value #3083
- Fixed bug where features created from categorical columns by Delayed Feature Transformer would be inferred as categorical #3083

**• Changes**

- Delete predict\_uses\_y estimator attribute #3069
- Change DateTimeFeaturizer to use corresponding Featuretools primitives #3081
- Updated TargetDistributionDataCheck to return metadata details as floats rather strings #3085
- Removed dependency on psutil package #3093

**• Documentation Changes**

- Updated docs to use data check action methods rather than manually cleaning data [#3050](#)

- **Testing Changes**

- Updated integration tests to use `make_pipeline_from_actions` instead of private method [#3047](#)

**Warning:**

**Breaking Changes**

- Added `data_check_name` attribute to the data check action class [#3034](#)
- Renamed `TextFeaturizer`` to ```NaturalLanguageFeaturizer`` [#3030](#)
- Updated the `Pipeline.graph_json` function to return a dictionary of “from” and “to” edges instead of tuples [#3049](#)
- Delete `predict_uses_y` estimator attribute [#3069](#)
- Changed time series problems in `AutoMLSearch` to need a not-None `date_index` [#3041](#)
- Changed the `DelayedFeatureTransformer` to throw a `ValueError` during fit if the `date_index` is None [#3041](#)
- Passing `X=None` to `DelayedFeatureTransformer` is deprecated [#3041](#)

**v0.37.0 Nov. 9, 2021**

- **Enhancements**

- Added `find_confusion_matrix_per_threshold` to Model Understanding [#2972](#)
- Limit computationally-intensive models during `AutoMLSearch` for certain multiclass problems, allow for opt-in with parameter `allow_long_running_models` [#2982](#)
- Added support for stacked ensemble pipelines to prediction explanations module [#2971](#)
- Added integration tests for data checks and data checks actions workflow [#2883](#)
- Added a change in pipeline structure to handle categorical columns separately for pipelines in `DefaultAlgorithm` [#2986](#)
- Added an algorithm to `DelayedFeatureTransformer` to select better lags [#3005](#)
- Added test to ensure pickling pipelines preserves thresholds [#3027](#)
- Added `AutoML` function to access ensemble pipeline’s input pipelines IDs [#3011](#)
- Added ability to define which class is “positive” for label encoder in binary classification case [#3033](#)

- **Fixes**

- Fixed bug where `Oversampler` didn’t consider boolean columns to be categorical [#2980](#)
- Fixed permutation importance failing when target is categorical [#3017](#)
- Updated estimator and pipelines’ `predict`, `predict_proba`, `transform`, `inverse_transform` methods to preserve input indices [#2979](#)
- Updated demo dataset link for daily min temperatures [#3023](#)

- **Changes**

- Updated `OutliersDataCheck` and `UniquenessDataCheck` and allow for the suspension of the Nullable types error [#3018](#)

- **Documentation Changes**

- Fixed cost benefit matrix demo formatting [#2990](#)
- Update `ReadMe.md` with new badge links and updated installation instructions for conda [#2998](#)
- Added more comprehensive doctests [#3002](#)

**v0.36.0 Oct. 27, 2021**

- **Enhancements**

- Added LIME as an algorithm option for `explain_predictions` and `explain_predictions_best_worst` [#2905](#)
- Standardized data check messages and added default “rows” and “columns” to data check message details dictionary [#2869](#)
- Added `rows_of_interest` to pipeline utils [#2908](#)
- Added support for woodwork version 0.8.2 [#2909](#)
- Enhanced the `DateTimeFeaturizer` to handle NaNs in date features [#2909](#)
- Added support for woodwork logical types `PostalCode`, `SubRegionCode`, and `CountryCode` in model understanding tools [#2946](#)
- Added Vowpal Wabbit regressor and classifiers [#2846](#)
- Added `NoSplit` data splitter for future unsupervised learning searches [#2958](#)
- Added method to convert actions into a preprocessing pipeline [#2968](#)

- **Fixes**

- Fixed bug where partial dependence was not respecting the ww schema [#2929](#)
- Fixed `calculate_permutation_importance` for datetimes on `StandardScaler` [#2938](#)
- Fixed `SelectColumns` to only select available features for feature selection in `DefaultAlgorithm` [#2944](#)
- Fixed `DropColumns` component not receiving parameters in `DefaultAlgorithm` [#2945](#)
- Fixed bug where trained binary thresholds were not being returned by `get_pipeline` or `clone` [#2948](#)
- Fixed bug where `Oversampler` selected ww logical categorical instead of ww semantic category [#2946](#)

- **Changes**

- Changed `make_pipeline` function to place the `DateTimeFeaturizer` prior to the `Imputer` so that NaN dates can be imputed [#2909](#)
- Refactored `OutliersDataCheck` and `HighlyNullDataCheck` to add more descriptive metadata [#2907](#)
- Bumped minimum version of dask from 2021.2.0 to 2021.10.0 [#2978](#)

- **Documentation Changes**

- Added back Future Release section to release notes [#2927](#)
- Updated CI to run doctest (docstring tests) and apply necessary fixes to docstrings [#2933](#)



- Added documentation for BinaryClassificationPipeline thresholding [#2937](#)

- **Testing Changes**

- Fixed dependency checker to catch full names of packages [#2930](#)
- Refactored build\_conda\_pkg to work from a local recipe [#2925](#)
- Refactored component test for different environments [#2957](#)

**Warning:**

**Breaking Changes**

- Standardized data check messages and added default “rows” and “columns” to data check message details dictionary. This may change the number of messages returned from a data check. [#2869](#)

**v0.35.0 Oct. 14, 2021**

- **Enhancements**

- Added human-readable pipeline explanations to model understanding [#2861](#)
- Updated to support Featuretools 1.0.0 and nlp-primitives 2.0.0 [#2848](#)

- **Fixes**

- Fixed bug where long mode for the top level search method was not respected [#2875](#)
- Pinned cmdstan to 0.28.0 in cmdstan-builder to prevent future breaking of support for Prophet [#2880](#)
- Added Jarque-Bera to the TargetDistributionDataCheck [#2891](#)

- **Changes**

- Updated pipelines to use a label encoder component instead of doing encoding on the pipeline level [#2821](#)
- Deleted scikit-learn ensembler [#2819](#)
- Refactored pipeline building logic out of AutoMLSearch and into IterativeAlgorithm [#2854](#)
- Refactored names for methods in ComponentGraph and PipelineBase [#2902](#)

- **Documentation Changes**

- Updated install.ipynb to reflect flexibility for cmdstan version installation [#2880](#)
- Updated the conda section of our contributing guide [#2899](#)

- **Testing Changes**

- Updated test\_all\_estimators to account for Prophet being allowed for Python 3.9 [#2892](#)
- Updated linux tests to use cmdstan-builder==0.0.8 [#2880](#)

**Warning:**

**Breaking Changes**

- Updated pipelines to use a label encoder component instead of doing encoding on the pipeline level. This means that pipelines will no longer automatically encode non-numerical targets. Please use a label encoder if working with classification problems and non-numeric targets. [#2821](#)

- Deleted scikit-learn ensembler [#2819](#)
- `IterativeAlgorithm` now requires `X`, `y`, `problem_type` as required arguments as well as `sampler_name`, `allowed_model_families`, `allowed_component_graphs`, `max_batches`, and `verbose` as optional arguments [#2854](#)
- Changed method names of `fit_features` and `compute_final_component_features` to `fit_and_transform_all_but_final` and `transform_all_but_final` in `ComponentGraph`, and `compute_estimator_features` to `transform_all_but_final` in pipeline classes [#2902](#)

**v0.34.0 Sep. 30, 2021**

- **Enhancements**

- Updated to work with Woodwork 0.8.1 [#2783](#)
- Added validation that `training_data` and `training_target` are not `None` in prediction explanations [#2787](#)
- Added support for training-only components in pipelines and component graphs [#2776](#)
- Added default argument for the `parameters` value for `ComponentGraph.instantiate` [#2796](#)
- Added `TIME_SERIES_REGRESSION` to `LightGBMRegressor`'s supported problem types [#2793](#)
- Provided a JSON representation of a pipeline's DAG structure [#2812](#)
- Added validation to holdout data passed to `predict` and `predict_proba` for time series [#2804](#)
- Added information about which row indices are outliers in `OutliersDataCheck` [#2818](#)
- Added `verbose` flag to top level `search()` method [#2813](#)
- Added support for linting jupyter notebooks and clearing the executed cells and empty cells [#2829](#) [#2837](#)
- Added “DROP\_ROWS” action to output of `OutliersDataCheck.validate()` [#2820](#)
- Added the ability of `AutoMLSearch` to accept a `SequentialEngine` instance as engine input [#2838](#)
- Added new label encoder component to EvalML [#2853](#)
- Added our own partial dependence implementation [#2834](#)

- **Fixes**

- Fixed bug where `calculate_permutation_importance` was not calculating the right value for pipelines with target transformers [#2782](#)
- Fixed bug where transformed target values were not used in `fit` for time series pipelines [#2780](#)
- Fixed bug where `score_pipelines` method of `AutoMLSearch` would not work for time series problems [#2786](#)
- Removed `TargetTransformer` class [#2833](#)
- Added tests to verify `ComponentGraph` support by pipelines [#2830](#)
- Fixed incorrect parameter for baseline regression pipeline in `AutoMLSearch` [#2847](#)
- Fixed bug where the desired estimator family order was not respected in `IterativeAlgorithm` [#2850](#)

- **Changes**

- Changed `woodwork` initialization to use partial schemas [#2774](#)
- Made `Transformer.transform()` an abstract method [#2744](#)
- Deleted `EmptyDataChecks` class [#2794](#)
- Removed data check for checking log distributions in `make_pipeline` [#2806](#)
- Changed the minimum `woodwork` version to 0.8.0 [#2783](#)
- Pinned `woodwork` version to 0.8.0 [#2832](#)
- Removed `model_family` attribute from `ComponentBase` and transformers [#2828](#)
- Limited `scikit-learn` until new features and errors can be addressed [#2842](#)
- Show `DeprecationWarning` when `Sklearn Ensemblers` are called [#2859](#)

- **Testing Changes**

- Updated matched assertion message regarding monotonic indices in polynomial detrender tests [#2811](#)
- Added a test to make sure pip versions match conda versions [#2851](#)

**Warning:**

**Breaking Changes**

- Made `Transformer.transform()` an abstract method [#2744](#)
- Deleted `EmptyDataChecks` class [#2794](#)
- Removed data check for checking log distributions in `make_pipeline` [#2806](#)

**v0.33.0 Sep. 15, 2021**

- **Fixes**

- Fixed bug where warnings during `make_pipeline` were not being raised to the user [#2765](#)

- **Changes**

- Refactored and removed `SamplerBase` class [#2775](#)

- **Documentation Changes**

- Added docstring linting packages `pydocstyle` and `darglint` to `make-lint` command [#2670](#)

**v0.32.1 Sep. 10, 2021**

- **Enhancements**

- Added `verbose` flag to `AutoMLSearch` to run search in silent mode by default [#2645](#)
- Added label encoder to `XGBoostClassifier` to remove the warning [#2701](#)
- Set `eval_metric` to `logloss` for `XGBoostClassifier` [#2741](#)
- Added support for `woodwork` versions 0.7.0 and 0.7.1 [#2743](#)
- Changed `explain_predictions` functions to display original feature values [#2759](#)
- Added `X_train` and `y_train` to `graph_prediction_vs_actual_over_time` and `get_prediction_vs_actual_over_time_data` [#2762](#)
- Added `forecast_horizon` as a required parameter to time series pipelines and `AutoMLSearch` [#2697](#)

- Added `predict_in_sample` and `predict_proba_in_sample` methods to time series pipelines to predict on data where the target is known, e.g. cross-validation [#2697](#)
- **Fixes**
  - Fixed bug where `_catch_warnings` assumed all warnings were `PipelineNotUsed` [#2753](#)
  - Fixed bug where `Imputer.transform` would erase ww typing information prior to handing data to the `SimpleImputer` [#2752](#)
  - Fixed bug where `Oversampler` could not be copied [#2755](#)
- **Changes**
  - Deleted `drop_nan_target_rows` utility method [#2737](#)
  - Removed default logging setup and debugging log file [#2645](#)
  - Changed the default `n_jobs` value for `XGBoostClassifier` and `XGBoostRegressor` to 12 [#2757](#)
  - Changed `TimeSeriesBaselineEstimator` to only work on a time series pipeline with a `DelayedFeaturesTransformer` [#2697](#)
  - Added `X_train` and `y_train` as optional parameters to pipeline `predict`, `predict_proba`. Only used for time series pipelines [#2697](#)
  - Added `training_data` and `training_target` as optional parameters to `explain_predictions` and `explain_predictions_best_worst` to support time series pipelines [#2697](#)
  - Changed time series pipeline predictions to no longer output series/dataframes padded with NaNs. A prediction will be returned for every row in the `X` input [#2697](#)
- **Documentation Changes**
  - Specified installation steps for Prophet [#2713](#)
  - Added documentation for data exploration on data check actions [#2696](#)
  - Added a user guide entry for time series modelling [#2697](#)
- **Testing Changes**
  - Fixed flaky `TargetDistributionDataCheck` test for very\_lognormal distribution [#2748](#)

**Warning:****Breaking Changes**

- Removed default logging setup and debugging log file [#2645](#)
- Added `X_train` and `y_train` to `graph_prediction_vs_actual_over_time` and `get_prediction_vs_actual_over_time_data` [#2762](#)
- Added `forecast_horizon` as a required parameter to time series pipelines and `AutoMLSearch` [#2697](#)
- Changed `TimeSeriesBaselineEstimator` to only work on a time series pipeline with a `DelayedFeaturesTransformer` [#2697](#)
- Added `X_train` and `y_train` as required parameters for `predict` and `predict_proba` in time series pipelines [#2697](#)
- Added `training_data` and `training_target` as required parameters to `explain_predictions` and `explain_predictions_best_worst` for time series pipelines [#2697](#)

v0.32.0 Aug. 31, 2021

- **Enhancements**

- Allow string for engine parameter for AutoMLSearch #2667
- Add ProphetRegressor to AutoML #2619
- Integrated DefaultAlgorithm into AutoMLSearch #2634
- Removed SVM “linear” and “precomputed” kernel hyperparameter options, and improved default parameters #2651
- Updated ComponentGraph initialization to raise ValueError when user attempts to use .y for a component that does not produce a tuple output #2662
- Updated to support Woodwork 0.6.0 #2690
- Updated pipeline graph() to distinguish X and y edges #2654
- Added DropRowsTransformer component #2692
- Added DROP\_ROWS to \_make\_component\_list\_from\_actions and clean up metadata #2694
- Add new ensembler component #2653

- **Fixes**

- Updated Oversampler logic to select best SMOTE based on component input instead of pipeline input #2695
- Added ability to explicitly close DaskEngine resources to improve runtime and reduce Dask warnings #2667
- Fixed partial dependence bug for ensemble pipelines #2714
- Updated TargetLeakageDataCheck to maintain user-selected logical types #2711

- **Changes**

- Replaced SMOTEOversampler, SMOTENOverSampler and SMOTENCOverSampler with consolidated Oversampler component #2695
- Removed LinearRegressor from the list of default AutoMLSearch estimators due to poor performance #2660

- **Documentation Changes**

- Added user guide documentation for using ComponentGraph and added ComponentGraph to API reference #2673
- Updated documentation to make parallelization of AutoML clearer #2667

- **Testing Changes**

- Removes the process-level parallelism from the test\_cancel\_job test #2666
- Installed numba 0.53 in windows CI to prevent problems installing version 0.54 #2710

**Warning:**

**Breaking Changes**

- Renamed the current top level search method to search\_iterative and defined a new search method for the DefaultAlgorithm #2634

- Replaced SMOTEOverSampler, SMOTENOverSampler and SMOTENCOversampler with consolidated OverSampler component [#2695](#)
- Removed LinearRegressor from the list of default AutoMLSearch estimators due to poor performance [#2660](#)

#### v0.31.0 Aug. 19, 2021

- **Enhancements**
  - Updated the high variance check in AutoMLSearch to be robust to a variety of objectives and cv scores [#2622](#)
  - Use Woodwork’s outlier detection for the OutliersDataCheck [#2637](#)
  - Added ability to utilize instantiated components when creating a pipeline [#2643](#)
  - Sped up the all Nan and unknown check in infer\_feature\_types [#2661](#)
- Fixes
- **Changes**
  - Deleted \_put\_into\_original\_order helper function [#2639](#)
  - Refactored time series pipeline code using a time series pipeline base class [#2649](#)
  - Renamed dask\_tests to parallel\_tests [#2657](#)
  - Removed commented out code in pipeline\_meta.py [#2659](#)
- **Documentation Changes**
  - Add complete install command to README and Install section [#2627](#)
  - Cleaned up documentation for MulticollinearityDataCheck [#2664](#)
- **Testing Changes**
  - Speed up CI by splitting Prophet tests into a separate workflow in GitHub [#2644](#)

#### Warning:

#### Breaking Changes

- TimeSeriesRegressionPipeline no longer inherits from TimeSeriesRegressionPipeline [#2649](#)

#### v0.30.2 Aug. 16, 2021

- **Fixes**
  - Updated changelog and version numbers to match the release. Release 0.30.1 was release erroneously without a change to the version numbers. 0.30.2 replaces it.

#### v0.30.1 Aug. 12, 2021

- **Enhancements**
  - Added DatetimeFormatDataCheck for time series problems [#2603](#)
  - Added ProphetRegressor to estimators [#2242](#)

- Updated `ComponentGraph` to handle not calling samplers' transform during predict, and updated samplers' transform methods s.t. `fit_transform` is equivalent to `fit(X, y).transform(X, y)` #2583
- Updated `ComponentGraph_validate_component_dict` logic to be stricter about input values #2599
- Patched bug in `xgboost` estimators where predicting on a feature matrix of only booleans would throw an exception. #2602
- Updated `ARIMAREgressor` to use relative forecasting to predict values #2613
- Added support for creating pipelines without an estimator as the final component and added `transform(X, y)` method to pipelines and component graphs #2625
- Updated to support Woodwork 0.5.1 #2610
- **Fixes**
  - Updated `AutoMLSearch` to drop `ARIMAREgressor` from `allowed_estimators` if an incompatible frequency is detected #2632
  - Updated `get_best_sampler_for_data` to consider all non-numeric datatypes as categorical for SMOTE #2590
  - Fixed inconsistent test results from `TargetDistributionDataCheck` #2608
  - Adopted vectorized `pd.NA` checking for Woodwork 0.5.1 support #2626
  - Pinned upper version of `astroid` to 2.6.6 to keep `ReadTheDocs` working. #2638
- **Changes**
  - Renamed SMOTE samplers to SMOTE oversampler #2595
  - Changed `partial_dependence` and `graph_partial_dependence` to raise a `PartialDependenceError` instead of `ValueError`. This is not a breaking change because `PartialDependenceError` is a subclass of `ValueError` #2604
  - Cleaned up code duplication in `ComponentGraph` #2612
  - Stored `predict_proba` results in `.x` for intermediate estimators in `ComponentGraph` #2629
- **Documentation Changes**
  - To avoid local docs build error, only add warning disable and download headers on `ReadTheDocs` builds, not locally #2617
- **Testing Changes**
  - Updated `partial_dependence` tests to change the element-wise comparison per the Plotly 5.2.1 upgrade #2638
  - Changed the lint CI job to only check against python 3.9 via the `-t` flag #2586
  - Installed Prophet in linux nightlies test and fixed `test_all_components` #2598
  - Refactored and fixed all `make_pipeline` tests to assert correct order and address new Woodwork Unknown type inference #2572
  - Removed `component_graphs` as a global variable in `test_component_graphs.py` #2609

**Warning:****Breaking Changes**

- Renamed SMOTE samplers to SMOTE oversampler. Please use SMOTEoversampler, SMOTENCOversampler, SMOTENOverSampler instead of SMOTESampler, SMOTENCSampler, and SMOTENSampler #2595

**v0.30.0 Aug. 3, 2021****• Enhancements**

- Added LogTransformer and TargetDistributionDataCheck #2487
- Issue a warning to users when a pipeline parameter passed in isn't used in the pipeline #2564
- Added Gini coefficient as an objective #2544
- Added repr to ComponentGraph #2565
- Added components to extract features from URL and EmailAddress Logical Types #2550
- Added support for *NaN* values in TextFeaturizer #2532
- Added SelectByType transformer #2531
- Added separate thresholds for percent null rows and columns in HighlyNullDataCheck #2562
- Added support for *NaN* natural language values #2577

**• Fixes**

- Raised error message for types URL, NaturalLanguage, and EmailAddress in partial\_dependence #2573

**• Changes**

- Updated PipelineBase implementation for creating pipelines from a list of components #2549
- Moved get\_hyperparameter\_ranges to PipelineBase class from automl/utils module #2546
- Renamed ComponentGraph's get\_parents to get\_inputs #2540
- Removed ComponentGraph.linearized\_component\_graph and ComponentGraph.from\_list #2556
- Updated ComponentGraph to enforce requiring .x and .y inputs for each component in the graph #2563
- Renamed existing ensembler implementation from StackedEnsemblers to SklearnStackedEnsemblers #2578

**• Documentation Changes**

- Added documentation for DaskEngine and CFEngine parallel engines #2560
- Improved detail of TextFeaturizer docstring and tutorial #2568

**• Testing Changes**

- Added test that makes sure split\_data does not shuffle for time series problems #2552

**Warning:****Breaking Changes**

- Moved get\_hyperparameter\_ranges to PipelineBase class from automl/utils module #2546
- Renamed ComponentGraph's get\_parents to get\_inputs #2540



- Removed `ComponentGraph.linearized_component_graph` and `ComponentGraph.from_list` #2556
- Updated `ComponentGraph` to enforce requiring `.x` and `.y` inputs for each component in the graph #2563

**v0.29.0 Jul. 21, 2021**

- **Enhancements**

- Updated 1-way partial dependence support for datetime features #2454
- Added details on how to fix error caused by broken ww schema #2466
- Added ability to use built-in pickle for saving `AutoMLSearch` #2463
- Updated our components and component graphs to use latest features of ww 0.4.1, e.g. `concat_columns` and `drop in-place`. #2465
- Added new, `concurrent.futures` based engine for parallel `AutoML` #2506
- Added support for new Woodwork `Unknown` type in `AutoMLSearch` #2477
- Updated our components with an attribute that describes if they modify features or targets and can be used in list API for pipeline initialization #2504
- Updated `ComponentGraph` to accept `X` and `y` as inputs #2507
- Removed unused `TARGET_BINARY_INVALID_VALUES` from `DataCheckMessageCode` enum and fixed formatting of objective documentation #2520
- Added `EvalMLAlgorithm` #2525
- Added support for `NaN` values in `TextFeaturizer` #2532

- **Fixes**

- Fixed `FraudCost` objective and reverted threshold optimization method for binary classification to `Golden` #2450
- Added custom exception message for partial dependence on features with scales that are too small #2455
- Ensures the typing for `Ordinal` and `Datetime` ltypes are passed through `_retain_custom_types_and_initialize_woodwork` #2461
- Updated to work with Pandas 1.3.0 #2442
- Updated to work with sktime 0.7.0 #2499

- **Changes**

- Updated XGBoost dependency to `>=1.4.2` #2484, #2498
- Added a `DeprecationWarning` about deprecating the list API for `ComponentGraph` #2488
- Updated `make_pipeline` for `AutoML` to create dictionaries, not lists, to initialize pipelines #2504
- No longer installing `graphviz` on windows in our CI pipelines because release 0.17 breaks windows 3.7 #2516

- **Documentation Changes**

- Moved docstrings from `__init__` to class pages, added missing docstrings for missing classes, and updated missing default values #2452
- Build documentation with `sphinx-autoapi` #2458

- Change `autoapi_ignore` to only ignore files in `evalml/tests/*` #2530
- **Testing Changes**
  - Fixed flaky dask tests #2471
  - Removed shellcheck action from `build_conda_pkg` action #2514
  - Added a `tmp_dir` fixture that deletes its contents after tests run #2505
  - Added a test that makes sure all pipelines in `AutoMLSearch` get the same data splits #2513
  - Condensed warning output in test logs #2521

**Warning:**

**Breaking Changes**

- *NaN* values in the *Natural Language* type are no longer supported by the Imputer with the pandas upgrade. #2477

**v0.28.0 Jul. 2, 2021**

- **Enhancements**
  - Added support for showing a Individual Conditional Expectations plot when graphing Partial Dependence #2386
  - Exposed `thread_count` for Catboost estimators as `n_jobs` parameter #2410
  - Updated Objectives API to allow for sample weighting #2433
- **Fixes**
  - Deleted unreachable line from `IterativeAlgorithm` #2464
- **Changes**
  - Pinned Woodwork version between 0.4.1 and 0.4.2 #2460
  - Updated psutils minimum version in requirements #2438
  - Updated `log_error_callback` to not include filepath in logged message #2429
- **Documentation Changes**
  - Sped up docs #2430
  - Removed mentions of `DataTable` and `DataColumn` from the docs #2445
- **Testing Changes**
  - Added slack integration for nightlies tests #2436
  - Changed `build_conda_pkg` CI job to run only when dependencies are updates #2446
  - Updated workflows to store pytest runtimes as test artifacts #2448
  - Added `AutoMLTestEnv` test fixture for making it easy to mock automl tests #2406

**v0.27.0 Jun. 22, 2021**

- **Enhancements**
  - Adds force plots for prediction explanations #2157
  - Removed self-reference from `AutoMLSearch` #2304

- Added support for nonlinear pipelines for `generate_pipeline_code` #2332
- Added `inverse_transform` method to pipelines #2256
- Add optional automatic update checker #2350
- Added `search_order` to `AutoMLSearch`'s rankings and `full_rankings` tables #2345
- Updated threshold optimization method for binary classification #2315
- Updated demos to pull data from S3 instead of including demo data in package #2387
- Upgrade woodwork version to v0.4.1 #2379

- **Fixes**

- Preserve user-specified woodwork types throughout pipeline fit/predict #2297
- Fixed `ComponentGraph` appending target to `final_component_features` if there is a component that returns both X and y #2358
- Fixed partial dependence graph method failing on multiclass problems when the class labels are numeric #2372
- Added `thresholding_objective` argument to `AutoMLSearch` for binary classification problems #2320
- Added change for `k_neighbors` parameter in SMOTE Oversamplers to automatically handle small samples #2375
- Changed naming for Logistic Regression Classifier file #2399
- Pinned `pytest-timeout` to fix minimum dependence checker #2425
- Replaced Elastic Net Classifier base class with Logistic Regression to avoid NaN outputs #2420

- **Changes**

- Cleaned up `PipelineBase`'s `component_graph` and `_component_graph` attributes. Updated `PipelineBase` `__repr__` and added `__eq__` for `ComponentGraph` #2332
- Added and applied black linting package to the EvalML repo in place of `autopep8` #2306
- Separated `custom_hyperparameters` from pipelines and added them as an argument to `AutoMLSearch` #2317
- Replaced `allowed_pipelines` with `allowed_component_graphs` #2364
- Removed private method `_compute_features_during_fit` from `PipelineBase` #2359
- Updated `compute_order` in `ComponentGraph` to be a read-only property #2408
- Unpinned PyZMQ version in requirements.txt #2389
- Uncapping LightGBM version in requirements.txt #2405
- Updated minimum version of plotly #2415
- Removed `SensitivityLowAlert` objective from core objectives #2418

- **Documentation Changes**

- Fixed lead scoring weights in the demos documentation #2315
- Fixed start page code and description dataset naming discrepancy #2370

- **Testing Changes**

- Update minimum unit tests to run on all pull requests [#2314](#)
- Pass token to authorize uploading of codecov reports [#2344](#)
- Add `pytest-timeout`. All tests that run longer than 6 minutes will fail. [#2374](#)
- Separated the dask tests out into separate github action jobs to isolate dask failures. [#2376](#)
- Refactored dask tests [#2377](#)
- Added the combined dask/non-dask unit tests back and renamed the dask only unit tests. [#2382](#)
- Sped up unit tests and split into separate jobs [#2365](#)
- Change CI job names, run lint for python 3.9, run nightlies on python 3.8 at 3am EST [#2395](#) [#2398](#)
- Set fail-fast to false for CI jobs that run for PRs [#2402](#)

**Warning:**

**Breaking Changes**

- *AutoMLSearch* will accept *allowed\_component\_graphs* instead of *allowed\_pipelines* [#2364](#)
- Removed *PipelineBase*'s *\_component\_graph* attribute. Updated *PipelineBase* *\_\_repr\_\_* and added *\_\_eq\_\_* for *ComponentGraph* [#2332](#)
- *pipeline\_parameters* will no longer accept *skopt.space* variables since hyperparameter ranges will now be specified through *custom\_hyperparameters* [#2317](#)

**v0.25.0 Jun. 01, 2021**

• **Enhancements**

- Upgraded minimum woodwork to version 0.3.1. Previous versions will not be supported [#2181](#)
- Added a new callback parameter for *explain\_predictions\_best\_worst* [#2308](#)

• **Fixes**

• **Changes**

- Deleted the *return\_pandas* flag from our demo data loaders [#2181](#)
- Moved *default\_parameters* to *ComponentGraph* from *PipelineBase* [#2307](#)

• **Documentation Changes**

- Updated the release procedure documentation [#2230](#)

• **Testing Changes**

- Ignoring *test\_saving\_png\_file* while building conda package [#2323](#)

**Warning:**

**Breaking Changes**

- Deleted the *return\_pandas* flag from our demo data loaders [#2181](#)
- Upgraded minimum woodwork to version 0.3.1. Previous versions will not be supported [#2181](#)
- Due to the weak-ref in woodwork, set the result of *infer\_feature\_types* to a variable before accessing woodwork [#2181](#)

v0.24.2 May. 24, 2021

- **Enhancements**

- Added oversamplers to AutoMLSearch #2213 #2286
- Added dictionary input functionality for Undersampler component #2271
- Changed the default parameter values for Elastic Net Classifier and Elastic Net Regressor #2269
- Added dictionary input functionality for the Oversampler components #2288

- **Fixes**

- Set default `n_jobs` to 1 for `StackedEnsembleClassifier` and `StackedEnsembleRegressor` until fix for text-based parallelism in sklearn stacking can be found #2295

- **Changes**

- Updated `start_iteration_callback` to accept a pipeline instance instead of a pipeline class and no longer accept pipeline parameters as a parameter #2290
- Refactored `calculate_permutation_importance` method and add per-column permutation importance method #2302
- Updated logging information in `AutoMLSearch.__init__` to clarify pipeline generation #2263

- **Documentation Changes**

- Minor changes to the release procedure #2230

- **Testing Changes**

- Use codecov action to update coverage reports #2238
- Removed MarkupSafe dependency version pin from requirements.txt and moved instead into RTD docs build CI #2261

**Warning:**

**Breaking Changes**

- Updated `start_iteration_callback` to accept a pipeline instance instead of a pipeline class and no longer accept pipeline parameters as a parameter #2290
- Moved `default_parameters` to `ComponentGraph` from `PipelineBase`. A pipeline's `default_parameters` is now accessible via `pipeline.component_graph.default_parameters` #2307

v0.24.1 May. 16, 2021

- **Enhancements**

- Integrated `ARIMAREgressor` into AutoML #2009
- Updated `HighlyNullDataCheck` to also perform a null row check #2222
- Set `max_depth` to 1 in calls to `featuretools dfs` #2231

- **Fixes**

- Removed data splitter sampler calls during training #2253
- Set minimum required version for `pyzmq`, `colorama`, and `docutils` #2254
- Changed `BaseSampler` to return `None` instead of `y` #2272

- **Changes**
  - Removed ensemble split and indices in `AutoMLSearch` #2260
  - Updated pipeline `repr()` and `generate_pipeline_code` to return pipeline instances without generating custom pipeline class #2227
- **Documentation Changes**
  - Capped Sphinx version under 4.0.0 #2244
- **Testing Changes**
  - Change number of cores for pytest from 4 to 2 #2266
  - Add minimum dependency checker to generate minimum requirement files #2267
  - Add unit tests with minimum dependencies #2277

**v0.24.0 May. 04, 2021**

- **Enhancements**
  - Added `date_index` as a required parameter for TimeSeries problems #2217
  - Have the `OneHotEncoder` return the transformed columns as booleans rather than floats #2170
  - Added Oversampler transformer component to EvalML #2079
  - Added Undersampler to `AutoMLSearch`, as well as arguments `_sampler_method` and `sampler_balanced_ratio` #2128
  - Updated prediction explanations functions to allow pipelines with XGBoost estimators #2162
  - Added partial dependence for datetime columns #2180
  - Update precision-recall curve with positive label index argument, and fix for 2d predicted probabilities #2090
  - Add `pct_null_rows` to `HighlyNullDataCheck` #2211
  - Added a standalone `AutoML search` method for convenience, which runs data checks and then runs `automl` #2152
  - Make the first batch of AutoML have a predefined order, with linear models first and complex models last #2223 #2225
  - Added sampling dictionary support to `BalancedClassificationSampler` #2235
- **Fixes**
  - Fixed partial dependence not respecting grid resolution parameter for numerical features #2180
  - Enable prediction explanations for catboost for multiclass problems #2224
- **Changes**
  - Deleted baseline pipeline classes #2202
  - Reverting user specified date feature PR #2155 until `pmdarima` installation fix is found #2214
  - Updated pipeline API to accept component graph and other class attributes as instance parameters. Old pipeline API still works but will not be supported long-term. #2091
  - Removed all old datasplitters from EvalML #2193
  - Deleted `make_pipeline_from_components` #2218
- **Documentation Changes**

- Renamed dataset to clarify that its gzipped but not a tarball #2183
- Updated documentation to use pipeline instances instead of pipeline subclasses #2195
- Updated contributing guide with a note about GitHub Actions permissions #2090
- Updated automl and model understanding user guides #2090
- **Testing Changes**
  - Use machineFL user token for dependency update bot, and add more reviewers #2189

**Warning:****Breaking Changes**

- All baseline pipeline classes (BaselineBinaryPipeline, BaselineMulticlassPipeline, BaselineRegressionPipeline, etc.) have been deleted #2202
- Updated pipeline API to accept component graph and other class attributes as instance parameters. Old pipeline API still works but will not be supported long-term. Pipelines can now be initialized by specifying the component graph as the first parameter, and then passing in optional arguments such as custom\_name, parameters, etc. For example, BinaryClassificationPipeline(["Random Forest Classifier"], parameters={}). #2091
- Removed all old datasplitters from EvalML #2193
- Deleted utility method make\_pipeline\_from\_components #2218

**v0.23.0 Apr. 20, 2021**

- **Enhancements**
  - Refactored EngineBase and SequentialEngine api. Adding DaskEngine #1975.
  - Added optional engine argument to AutoMLSearch #1975
  - Added a warning about how time series support is still in beta when a user passes in a time series problem to AutoMLSearch #2118
  - Added NaturalLanguageNaNDataCheck data check #2122
  - Added ValueError to partial\_dependence to prevent users from computing partial dependence on columns with all NaNs #2120
  - Added standard deviation of cv scores to rankings table #2154
- **Fixes**
  - Fixed BalancedClassificationDataCVSplit, BalancedClassificationDataTVSplit, and BalancedClassificationSampler to use minority:majority ratio instead of majority:minority #2077
  - Fixed bug where two-way partial dependence plots with categorical variables were not working correctly #2117
  - Fixed bug where hyperparameters were not displaying properly for pipelines with a list component\_graph and duplicate components #2133
  - Fixed bug where pipeline\_parameters argument in AutoMLSearch was not applied to pipelines passed in as allowed\_pipelines #2133
  - Fixed bug where AutoMLSearch was not applying custom hyperparameters to pipelines with a list component\_graph and duplicate components #2133

- **Changes**

- Removed `hyperparameter_ranges` from `Undersampler` and renamed `balanced_ratio` to `sampling_ratio` for samplers #2113
- Renamed `TARGET_BINARY_NOT_TWO_EXAMPLES_PER_CLASS` data check message code to `TARGET_MULTICLASS_NOT_TWO_EXAMPLES_PER_CLASS` #2126
- Modified one-way partial dependence plots of categorical features to display data with a bar plot #2117
- Renamed score column for `automl.rankings` as `mean_cv_score` #2135
- Remove ‘warning’ from docs tool output #2031

- **Documentation Changes**

- Fixed `conf.py` file #2112
- Added a sentence to the automl user guide stating that our support for time series problems is still in beta. #2118
- Fixed documentation demos #2139
- Update test badge in README to use GitHub Actions #2150

- **Testing Changes**

- Fixed `test_describe_pipeline` for pandas v1.2.4 #2129
- Added a GitHub Action for building the conda package #1870 #2148

**Warning:**

**Breaking Changes**

- Renamed `balanced_ratio` to `sampling_ratio` for the `BalancedClassificationDataCVSplit`, `BalancedClassificationDataTVSplit`, `BalancedClassificationSampler`, and `Undersampler` #2113
- Deleted the “errors” key from automl results #1975
- Deleted the `raise_and_save_error_callback` and the `log_and_save_error_callback` #1975
- Fixed `BalancedClassificationDataCVSplit`, `BalancedClassificationDataTVSplit`, and `BalancedClassificationSampler` to use minority:majority ratio instead of majority:minority #2077

**v0.22.0 Apr. 06, 2021**

- **Enhancements**

- Added a GitHub Action for `linux_unit_tests` #2013
- Added recommended actions for `InvalidTargetDataCheck`, updated `_make_component_list_from_actions` to address new action, and added `TargetImputer` component #1989
- Updated `AutoMLSearch._check_for_high_variance` to not emit `RuntimeWarning` #2024
- Added exception when pipeline passed to `explain_predictions` is a `Stacked Ensemble` pipeline #2033
- Added sensitivity at low alert rates as an objective #2001
- Added `Undersampler` transformer component #2030



- **Fixes**

- Updated Engine’s `train_batch` to apply undersampling [#2038](#)
- Fixed bug in where Time Series Classification pipelines were not encoding targets in `predict` and `predict_proba` [#2040](#)
- Fixed data splitting errors if target is float for classification problems [#2050](#)
- Pinned `docutils` to `<0.17` to fix `ReadtheDocs` warning issues [#2088](#)

- **Changes**

- Removed lists as acceptable hyperparameter ranges in `AutoMLSearch` [#2028](#)
- Renamed “details” to “metadata” for data check actions [#2008](#)

- **Documentation Changes**

- Catch and suppress warnings in documentation [#1991](#) [#2097](#)
- Change spacing in `start.ipynb` to provide clarity for `AutoMLSearch` [#2078](#)
- Fixed start code on README [#2108](#)

- Testing Changes

**v0.21.0 Mar. 24, 2021**

- **Enhancements**

- Changed `AutoMLSearch` to default `optimize_thresholds` to `True` [#1943](#)
- Added multiple oversampling and undersampling sampling methods as data splitters for imbalanced classification [#1775](#)
- Added params to balanced classification data splitters for visibility [#1966](#)
- Updated `make_pipeline` to not add `Imputer` if input data does not have numeric or categorical columns [#1967](#)
- Updated `ClassImbalanceDataCheck` to better handle multiclass imbalances [#1986](#)
- Added recommended actions for the output of data check’s `validate` method [#1968](#)
- Added error message for `partial_dependence` when features are mostly the same value [#1994](#)
- Updated `OneHotEncoder` to drop one redundant feature by default for features with two categories [#1997](#)
- Added a `PolynomialDecomposer` component [#1992](#)
- Added `DateTimeNaNDataCheck` data check [#2039](#)

- **Fixes**

- Changed best pipeline to train on the entire dataset rather than just ensemble indices for ensemble problems [#2037](#)
- Updated binary classification pipelines to use objective decision function during scoring of custom objectives [#1934](#)

- **Changes**

- Removed `data_checks` parameter, `data_check_results` and data checks logic from `AutoMLSearch` [#1935](#)
- Deleted `random_state` argument [#1985](#)

- Updated Woodwork version requirement to v0.0.11 #1996
- Documentation Changes
- Testing Changes
  - Removed build\_docs CI job in favor of RTD GH builder #1974
  - Added tests to confirm support for Python 3.9 #1724
  - Added tests to support Dask AutoML/Engine #1990
  - Changed build\_conda\_pkg job to use latest\_release\_changes branch in the feedstock. #1979

**Warning:**

**Breaking Changes**

- Changed AutoMLSearch to default optimize\_thresholds to True #1943
- Removed data\_checks parameter, data\_check\_results and data checks logic from AutoMLSearch. To run the data checks which were previously run by default in AutoMLSearch, please call DefaultDataChecks().validate(X\_train, y\_train) or take a look at our documentation for more examples. #1935
- Deleted random\_state argument #1985

**v0.20.0 Mar. 10, 2021**

- Enhancements
  - Added a GitHub Action for Detecting dependency changes #1933
  - Create a separate CV split to train stacked ensembler on for AutoMLSearch #1814
  - Added a GitHub Action for Linux unit tests #1846
  - Added ARIMAREgressor estimator #1894
  - Added DataCheckAction class and DataCheckActionCode enum #1896
  - Updated Woodwork requirement to v0.0.10 #1900
  - Added BalancedClassificationDataCVSplit and BalancedClassificationDataTVSplit to AutoMLSearch #1875
  - Update default classification data splitter to use downsampling for highly imbalanced data #1875
  - Updated describe\_pipeline to return more information, including id of pipelines used for ensemble models #1909
  - Added utility method to create list of components from a list of DataCheckAction #1907
  - Updated validate method to include a action key in returned dictionary for all DataCheck and DataChecks #1916
  - Aggregating the shap values for predictions that we know the provenance of, e.g. OHE, text, and date-time. #1901
  - Improved error message when custom objective is passed as a string in pipeline.score #1941
  - Added score\_pipelines and train\_pipelines methods to AutoMLSearch #1913
  - Added support for pandas version 1.2.0 #1708

- Added `score_batch` and `train_batch` abstract methods to `EngineBase` and implementations in `SequentialEngine` [#1913](#)
- Added ability to handle index columns in `AutoMLSearch` and `DataChecks` [#2138](#)
- **Fixes**
  - Removed CI check for `check_dependencies_updated_linux` [#1950](#)
  - Added metaclass for time series pipelines and fix binary classification pipeline `predict` not using objective if it is passed as a named argument [#1874](#)
  - Fixed stack trace in prediction explanation functions caused by mixed string/numeric pandas column names [#1871](#)
  - Fixed stack trace caused by passing pipelines with duplicate names to `AutoMLSearch` [#1932](#)
  - Fixed `AutoMLSearch.get_pipelines` returning pipelines with the same attributes [#1958](#)
- **Changes**
  - Reversed GitHub Action for Linux unit tests until a fix for report generation is found [#1920](#)
  - Updated `add_results` in `AutoMLAlgorithm` to take in entire pipeline results dictionary from `AutoMLSearch` [#1891](#)
  - Updated `ClassImbalanceDataCheck` to look for severe class imbalance scenarios [#1905](#)
  - Deleted the `explain_prediction` function [#1915](#)
  - Removed `HighVarianceCVDDataCheck` and converted it to an `AutoMLSearch` method instead [#1928](#)
  - Removed warning in `InvalidTargetDataCheck` returned when numeric binary classification targets are not (0, 1) [#1959](#)
- **Documentation Changes**
  - Updated `model_understanding.ipynb` to demo the two-way partial dependence capability [#1919](#)
- **Testing Changes**

**Warning:****Breaking Changes**

- Deleted the `explain_prediction` function [#1915](#)
- Removed `HighVarianceCVDDataCheck` and converted it to an `AutoMLSearch` method instead [#1928](#)
- Added `score_batch` and `train_batch` abstract methods to `EngineBase`. These need to be implemented in `Engine` subclasses [#1913](#)

**v0.19.0 Feb. 23, 2021**

- **Enhancements**
  - Added a GitHub Action for Python windows unit tests [#1844](#)
  - Added a GitHub Action for checking updated release notes [#1849](#)
  - Added a GitHub Action for Python lint checks [#1837](#)
  - Adjusted `explain_prediction`, `explain_predictions` and `explain_predictions_best_worst` to handle timeseries problems. [#1818](#)

- Updated `InvalidTargetDataCheck` to check for mismatched indices in target and features [#1816](#)
- Updated `Woodwork` structures returned from components to support `Woodwork` logical type overrides set by the user [#1784](#)
- Updated estimators to keep track of input feature names during `fit()` [#1794](#)
- Updated `visualize_decision_tree` to include feature names in output [#1813](#)
- Added `is_bounded_like_percentage` property for objectives. If true, the `calculate_percent_difference` method will return the absolute difference rather than relative difference [#1809](#)
- Added full error traceback to `AutoMLSearch` logger file [#1840](#)
- Changed `TargetEncoder` to preserve custom indices in the data [#1836](#)
- Refactored `explain_predictions` and `explain_predictions_best_worst` to only compute features once for all rows that need to be explained [#1843](#)
- Added custom random undersampler data splitter for classification [#1857](#)
- Updated `OutliersDataCheck` implementation to calculate the probability of having no outliers [#1855](#)
- Added Engines pipeline processing API [#1838](#)
- **Fixes**
  - Changed `EngineBase` `random_state` arg to `random_seed` and same for user guide docs [#1889](#)
- **Changes**
  - Modified `calculate_percent_difference` so that division by 0 is now `inf` rather than `nan` [#1809](#)
  - Removed `text_columns` parameter from `LSA` and `TextFeaturizer` components [#1652](#)
  - Added `random_seed` as an argument to our `automl/pipeline/component` API. Using `random_state` will raise a warning [#1798](#)
  - Added `DataCheckError` message in `InvalidTargetDataCheck` if input target is `None` and removed exception raised [#1866](#)
- Documentation Changes
- **Testing Changes**
  - Added back coverage for `_get_feature_provenance` in `TextFeaturizer` after `text_columns` was removed [#1842](#)
  - Pin `graphviz` version for windows builds [#1847](#)
  - Unpin `graphviz` version for windows builds [#1851](#)

**Warning:****Breaking Changes**

- Added a deprecation warning to `explain_prediction`. It will be deleted in the next release. [#1860](#)

**v0.18.2 Feb. 10, 2021**

- **Enhancements**
  - Added uniqueness score data check [#1785](#)

- Added “dataframe” output format for prediction explanations [#1781](#)
- Updated LightGBM estimators to handle `pandas.MultiIndex` [#1770](#)
- Sped up permutation importance for some pipelines [#1762](#)
- Added sparsity data check [#1797](#)
- Confirmed support for threshold tuning for binary time series classification problems [#1803](#)
- Fixes
- Changes
- **Documentation Changes**
  - Added section on conda to the contributing guide [#1771](#)
  - Updated release process to reflect freezing *main* before perf tests [#1787](#)
  - Moving some prs to the right section of the release notes [#1789](#)
  - Tweak README.md. [#1800](#)
  - Fixed back arrow on install page docs [#1795](#)
  - Fixed docstring for `ClassImbalanceDataCheck.validate()` [#1817](#)
- Testing Changes

## v0.18.1 Feb. 1, 2021

- **Enhancements**
  - Added `graph_t_sne` as a visualization tool for high dimensional data [#1731](#)
  - Added the ability to see the linear coefficients of features in linear models terms [#1738](#)
  - Added support for `scikit-learn v0.24.0` [#1733](#)
  - Added support for `scipy v1.6.0` [#1752](#)
  - Added SVM Classifier and Regressor to estimators [#1714](#) [#1761](#)
- **Fixes**
  - Addressed bug with `partial_dependence` and categorical data with more categories than grid resolution [#1748](#)
  - Removed `random_state` arg from `get_pipelines` in `AutoMLSearch` [#1719](#)
  - Pinned `pymzmq` at less than 22.0.0 till we add support [#1756](#)
- **Changes**
  - Updated components and pipelines to return `Woodwork` data structures [#1668](#)
  - Updated `clone()` for pipelines and components to copy over random state automatically [#1753](#)
  - Dropped support for Python version 3.6 [#1751](#)
  - Removed deprecated `verbose` flag from `AutoMLSearch` parameters [#1772](#)
- **Documentation Changes**
  - Add Twitter and Github link to documentation toolbar [#1754](#)
  - Added Open Graph info to documentation [#1758](#)
- Testing Changes

**Warning:**

**Breaking Changes**

- Components and pipelines return Woodwork data structures instead of pandas data structures [#1668](#)
- Python 3.6 will not be actively supported due to discontinued support from EvalML dependencies.
- Deprecated verbose flag is removed for AutoMLSearch [#1772](#)

**v0.18.0 Jan. 26, 2021**

• **Enhancements**

- Added RMSLE, MSLE, and MAPE to core objectives while checking for negative target values in `invalid_targets_data_check` [#1574](#)
- Added validation checks for binary problems with regression-like datasets and multiclass problems without true multiclass targets in `invalid_targets_data_check` [#1665](#)
- Added time series support for `make_pipeline` [#1566](#)
- Added target name for output of pipeline `predict` method [#1578](#)
- Added multiclass check to `InvalidTargetDataCheck` for two examples per class [#1596](#)
- Added support for `graphviz v0.16` [#1657](#)
- Enhanced time series pipelines to accept empty features [#1651](#)
- Added KNN Classifier to estimators. [#1650](#)
- Added support for list inputs for objectives [#1663](#)
- Added support for AutoMLSearch to handle time series classification pipelines [#1666](#)
- Enhanced `DelayedFeaturesTransformer` to encode categorical features and targets before delaying them [#1691](#)
- Added 2-way dependence plots. [#1690](#)
- Added ability to directly iterate through components within Pipelines [#1583](#)

• **Fixes**

- Fixed inconsistent attributes and added Exceptions to docs [#1673](#)
- Fixed `TargetLeakageDataCheck` to use Woodwork `mutual_information` rather than using Pandas' Pearson Correlation [#1616](#)
- Fixed thresholding for pipelines in AutoMLSearch to only threshold binary classification pipelines [#1622](#) [#1626](#)
- Updated `load_data` to return Woodwork structures and update default parameter value for `index` to `None` [#1610](#)
- Pinned `scipy` at < 1.6.0 while we work on adding support [#1629](#)
- Fixed data check message formatting in AutoMLSearch [#1633](#)
- Addressed stacked ensemble component for `scikit-learn v0.24` support by setting `shuffle=True` for default CV [#1613](#)
- Fixed bug where `Imputer` reset the index on `X` [#1590](#)
- Fixed AutoMLSearch stacktrace when a custom objective was passed in as a primary objective or additional objective [#1575](#)

- Fixed custom index bug for MAPE objective #1641
- Fixed index bug for TextFeaturizer and LSA components #1644
- Limited load\_fraud dataset loaded into automl.ipynb #1646
- add\_to\_rankings updates AutoMLSearch.best\_pipeline when necessary #1647
- Fixed bug where time series baseline estimators were not receiving gap and max\_delay in AutoMLSearch #1645
- Fixed jupyter notebooks to help the RTD buildtime #1654
- Added positive\_only objectives to non\_core\_objectives #1661
- Fixed stacking argument n\_jobs for IterativeAlgorithm #1706
- Updated CatBoost estimators to return self in .fit() rather than the underlying model for consistency #1701
- Added ability to initialize pipeline parameters in AutoMLSearch constructor #1676

- **Changes**

- Added labeling to graph\_confusion\_matrix #1632
- Rerunning search for AutoMLSearch results in a message thrown rather than failing the search, and removed has\_searched property #1647
- Changed tuner class to allow and ignore single parameter values as input #1686
- Capped LightGBM version limit to remove bug in docs #1711
- Removed support for np.random.RandomState in EvalML #1727

- **Documentation Changes**

- Update Model Understanding in the user guide to include visualize\_decision\_tree #1678
- Updated docs to include information about AutoMLSearch callback parameters and methods #1577
- Updated docs to prompt users to install graphviz on Mac #1656
- Added infer\_feature\_types to the start.ipynb guide #1700
- Added multicollinearity data check to API reference and docs #1707

- **Testing Changes**

**Warning:**

**Breaking Changes**

- Removed has\_searched property from AutoMLSearch #1647
- Components and pipelines return Woodwork data structures instead of pandas data structures #1668
- Removed support for np.random.RandomState in EvalML. Rather than passing np.random.RandomState as component and pipeline random\_state values, we use int random\_seed #1727

v0.17.0 Dec. 29, 2020

- **Enhancements**

- Added save\_plot that allows for saving figures from different backends #1588

- Added `LightGBMRegressor` to regression components #1459
  - Added `visualize_decision_tree` for tree visualization with `decision_tree_data_from_estimator` and `decision_tree_data_from_pipeline` to reformat tree structure output #1511
  - Added *DFS Transformer* component into transformer components #1454
  - Added MAPE to the standard metrics for time series problems and update objectives #1510
  - Added `graph_prediction_vs_actual_over_time` and `get_prediction_vs_actual_over_time_data` to the model understanding module for time series problems #1483
  - Added a `ComponentGraph` class that will support future pipelines as directed acyclic graphs #1415
  - Updated data checks to accept Woodwork data structures #1481
  - Added parameter to `InvalidTargetDataCheck` to show only top unique values rather than all unique values #1485
  - Added multicollinearity data check #1515
  - Added baseline pipeline and components for time series regression problems #1496
  - Added more information to users about ensembling behavior in `AutoMLSearch` #1527
  - Add woodwork support for more utility and graph methods #1544
  - Changed `DateTimeFeaturizer` to encode features as int #1479
  - Return trained pipelines from `AutoMLSearch.best_pipeline` #1547
  - Added utility method so that users can set feature types without having to learn about Woodwork directly #1555
  - Added Linear Discriminant Analysis transformer for dimensionality reduction #1331
  - Added multiclass support for `partial_dependence` and `graph_partial_dependence` #1554
  - Added `TimeSeriesBinaryClassificationPipeline` and `TimeSeriesMulticlassClassificationPipeline` classes #1528
  - Added `make_data_splitter` method for easier automl data split customization #1568
  - Integrated `ComponentGraph` class into Pipelines for full non-linear pipeline support #1543
  - Update `AutoMLSearch` constructor to take training data instead of search and `add_to_leaderboard` #1597
  - Update `split_data` helper args #1597
  - Add problem type utils `is_regression`, `is_classification`, `is_timeseries` #1597
  - Rename `AutoMLSearch` `data_split` arg to `data_splitter` #1569
- **Fixes**
    - Fix AutoML not passing CV folds to `DefaultDataChecks` for usage by `ClassImbalanceDataCheck` #1619
    - Fix Windows CI jobs: install numba via conda, required for shap #1490
    - Added custom-index support for `reset-index-get_prediction_vs_actual_over_time_data` #1494
    - Fix `generate_pipeline_code` to account for boolean and None differences between Python and JSON #1524 #1531



- Set max value for plotly and xgboost versions while we debug CI failures with newer versions [#1532](#)
- Undo version pinning for plotly [#1533](#)
- Fix ReadTheDocs build by updating the version of `setuptools` [#1561](#)
- Set `random_state` of data splitter in `AutoMLSearch` to take int to keep consistency in the resulting splits [#1579](#)
- Pin `sklearn` version while we work on adding support [#1594](#)
- Pin `pandas` at `<1.2.0` while we work on adding support [#1609](#)
- Pin `graphviz` at `< 0.16` while we work on adding support [#1609](#)

- **Changes**

- Reverting `save_graph` [#1550](#) to resolve kaleido build issues [#1585](#)
- Update circleci badge to apply to main [#1489](#)
- Added script to generate github markdown for releases [#1487](#)
- Updated selection using `pandas dtypes` to selecting using Woodwork logical types [#1551](#)
- Updated dependencies to fix `ImportError: cannot import name 'MaskedArray' from 'sklearn.utils.fixes'` error and to address Woodwork and Featuretools dependencies [#1540](#)
- Made `get_prediction_vs_actual_data()` a public method [#1553](#)
- Updated Woodwork version requirement to `v0.0.7` [#1560](#)
- Move data splitters from `evalml.automl.data_splitters` to `evalml.preprocessing.data_splitters` [#1597](#)
- Rename “# Testing” in automl log output to “# Validation” [#1597](#)

- **Documentation Changes**

- Added partial dependence methods to API reference [#1537](#)
- Updated documentation for confusion matrix methods [#1611](#)

- **Testing Changes**

- Set `n_jobs=1` in most unit tests to reduce memory [#1505](#)

**Warning:**
**Breaking Changes**

- Updated minimal dependencies: `numpy>=1.19.1`, `pandas>=1.1.0`, `scikit-learn>=0.23.1`, `scikit-optimize>=0.8.1`
- Updated `AutoMLSearch.best_pipeline` to return a trained pipeline. Pass in `train_best_pipeline=False` to `AutoMLSearch` in order to return an untrained pipeline.
- Pipeline component instances can no longer be iterated through using `Pipeline.component_graph` [#1543](#)
- Update `AutoMLSearch` constructor to take training data instead of `search` and `add_to_leaderboard` [#1597](#)
- Update `split_data` helper args [#1597](#)

- Move data splitters from `evalml automl.data_splitters` to `evalml.preprocessing.data_splitters` #1597
- Rename AutoMLSearch `data_split` arg to `data_splitter` #1569

#### v0.16.1 Dec. 1, 2020

- **Enhancements**
  - Pin woodwork version to v0.0.6 to avoid breaking changes #1484
  - Updated Woodwork to `>=0.0.5` in `core-requirements.txt` #1473
  - Removed `copy_dataframe` parameter for Woodwork, updated Woodwork to `>=0.0.6` in `core-requirements.txt` #1478
  - Updated `detect_problem_type` to use `pandas.api.is_numeric_dtype` #1476
- **Changes**
  - Changed `make_clean` to delete coverage reports as a convenience for developers #1464
  - Set `n_jobs=-1` by default for stacked ensemble components #1472
- **Documentation Changes**
  - Updated pipeline and component documentation and demos to use Woodwork #1466
- **Testing Changes**
  - Update dependency update checker to use everything from core and optional dependencies #1480

#### v0.16.0 Nov. 24, 2020

- **Enhancements**
  - Updated pipelines and `make_pipeline` to accept Woodwork inputs #1393
  - Updated components to accept Woodwork inputs #1423
  - Added ability to freeze hyperparameters for AutoMLSearch #1284
  - Added `Target Encoder` into transformer components #1401
  - Added callback for error handling in AutoMLSearch #1403
  - Added the index id to the `explain_predictions_best_worst` output to help users identify which rows in their data are included #1365
  - The `top_k` features displayed in `explain_predictions_*` functions are now determined by the magnitude of shap values as opposed to the `top_k` largest and smallest shap values. #1374
  - Added a problem type for time series regression #1386
  - Added a `is_defined_for_problem_type` method to `ObjectiveBase` #1386
  - Added a `random_state` parameter to `make_pipeline_from_components` function #1411
  - Added `DelayedFeaturesTransformer` #1396
  - Added a `TimeSeriesRegressionPipeline` class #1418
  - Removed `core-requirements.txt` from the package distribution #1429
  - Updated data check messages to include a `“code”` and `“details”` fields #1451, #1462
  - Added a `TimeSeriesSplit` data splitter for time series problems #1441

- Added a `problem_configuration` parameter to `AutoMLSearch` #1457
- **Fixes**
  - Fixed `IndexError` raised in `AutoMLSearch` when `ensembling = True` but only one pipeline to iterate over #1397
  - Fixed stacked ensemble input bug and `LightGBM` warning and bug in `AutoMLSearch` #1388
  - Updated enum classes to show possible enum values as attributes #1391
  - Updated calls to `Woodwork`'s `to_pandas()` to `to_series()` and `to_dataframe()` #1428
  - Fixed bug in OHE where column names were not guaranteed to be unique #1349
  - Fixed bug with percent improvement of `ExpVariance` objective on data with highly skewed target #1467
  - Fix `SimpleImputer` error which occurs when all features are bool type #1215
- **Changes**
  - Changed `OutliersDataCheck` to return the list of columns, rather than rows, that contain outliers #1377
  - Simplified and cleaned output for Code Generation #1371
  - Reverted changes from #1337 #1409
  - Updated data checks to return dictionary of warnings and errors instead of a list #1448
  - Updated `AutoMLSearch` to pass `Woodwork` data structures to every pipeline (instead of pandas DataFrames) #1450
  - Update `AutoMLSearch` to default to `max_batches=1` instead of `max_iterations=5` #1452
  - Updated `_evaluate_pipelines` to consolidate side effects #1410
- **Documentation Changes**
  - Added description of CLA to contributing guide, updated description of draft PRs #1402
  - Updated documentation to include all data checks, `DataChecks`, and usage of data checks in AutoML #1412
  - Updated docstrings from `np.array` to `np.ndarray` #1417
  - Added section on stacking ensembles in `AutoMLSearch` documentation #1425
- **Testing Changes**
  - Removed `category_encoders` from `test-requirements.txt` #1373
  - Tweak `codecov.io` settings again to avoid flakes #1413
  - Modified `make lint` to check notebook versions in the docs #1431
  - Modified `make lint-fix` to standardize notebook versions in the docs #1431
  - Use new version of pull request Github Action for dependency check (#1443)
  - Reduced number of workers for tests to 4 #1447

**Warning:****Breaking Changes**

- The `top_k` and `top_k_features` parameters in `explain_predictions_*` functions now return `k` features as opposed to `2 * k` features [#1374](#)
- Renamed `problem_type` to `problem_types` in `RegressionObjective`, `BinaryClassificationObjective`, and `MulticlassClassificationObjective` [#1319](#)
- Data checks now return a dictionary of warnings and errors instead of a list [#1448](#)

## v0.15.0 Oct. 29, 2020

### • Enhancements

- Added stacked ensemble component classes (`StackedEnsembleClassifier`, `StackedEnsembleRegressor`) [#1134](#)
- Added stacked ensemble components to `AutoMLSearch` [#1253](#)
- Added `DecisionTreeClassifier` and `DecisionTreeRegressor` to `AutoML` [#1255](#)
- Added `graph_prediction_vs_actual` in `model_understanding` for regression problems [#1252](#)
- Added parameter to `OneHotEncoder` to enable filtering for features to encode for [#1249](#)
- Added percent-better-than-baseline for all objectives to `automl.results` [#1244](#)
- Added `HighVarianceCVDDataCheck` and replaced synonymous warning in `AutoMLSearch` [#1254](#)
- Added *PCA Transformer* component for dimensionality reduction [#1270](#)
- Added `generate_pipeline_code` and `generate_component_code` to allow for code generation given a pipeline or component instance [#1306](#)
- Added *PCA Transformer* component for dimensionality reduction [#1270](#)
- Updated `AutoMLSearch` to support Woodwork data structures [#1299](#)
- Added `cv_folds` to `ClassImbalanceDataCheck` and added this check to `DefaultDataChecks` [#1333](#)
- Make `max_batches` argument to `AutoMLSearch.search` public [#1320](#)
- Added text support to `automl search` [#1062](#)
- Added `_pipelines_per_batch` as a private argument to `AutoMLSearch` [#1355](#)

### • Fixes

- Fixed ML performance issue with ordered datasets: always shuffle data in `automl`'s default CV splits [#1265](#)
- Fixed broken `evalml info` CLI command [#1293](#)
- Fixed `boosting type='rf'` for `LightGBM Classifier`, as well as `num_leaves` error [#1302](#)
- Fixed bug in `explain_predictions_best_worst` where a custom index in the target variable would cause a `ValueError` [#1318](#)
- Added stacked ensemble estimators to `evalml.pipelines.__init__` file [#1326](#)
- Fixed bug in OHE where calls to transform were not deterministic if `top_n` was less than the number of categories in a column [#1324](#)
- Fixed `LightGBM` warning messages during `AutoMLSearch` [#1342](#)

- Fix warnings thrown during AutoMLSearch in HighVarianceCVDataCheck #1346
- Fixed bug where TrainingValidationSplit would return invalid location indices for dataframes with a custom index #1348
- Fixed bug where the AutoMLSearch `random_state` was not being passed to the created pipelines #1321

- **Changes**

- Allow `add_to_rankings` to be called before AutoMLSearch is called #1250
- Removed Graphviz from test-requirements to add to requirements.txt #1327
- Removed `max_pipelines` parameter from AutoMLSearch #1264
- Include editable installs in all install make targets #1335
- Made pip dependencies *featuretools* and *nlp\_primitives* core dependencies #1062
- Removed *PartOfSpeechCount* from *TextFeaturizer* transform primitives #1062
- Added warning for `partial_dependency` when the feature includes null values #1352

- **Documentation Changes**

- Fixed and updated code blocks in Release Notes #1243
- Added DecisionTree estimators to API Reference #1246
- Changed class inheritance display to flow vertically #1248
- Updated cost-benefit tutorial to use a holdout/test set #1159
- Added `evalml info` command to documentation #1293
- Miscellaneous doc updates #1269
- Removed conda pre-release testing from the release process document #1282
- Updates to contributing guide #1310
- Added Alteryx footer to docs with Twitter and Github link #1312
- Added documentation for evalml installation for Python 3.6 #1322
- Added documentation changes to make the API Docs easier to understand #1323
- Fixed documentation for `feature_importance` #1353
- Added tutorial for running *AutoML* with text data #1357
- Added documentation for woodwork integration with automl search #1361

- **Testing Changes**

- Added tests for `jupyter_check` to handle IPython #1256
- Cleaned up `make_pipeline` tests to test for all estimators #1257
- Added a test to check conda build after merge to main #1247
- Removed code that was lacking codecov for `__main__.py` and unnecessary #1293
- Codecov: round coverage up instead of down #1334
- Add DockerHub credentials to CI testing environment #1356
- Add DockerHub credentials to conda testing environment #1363

**Warning:****Breaking Changes**

- Renamed `LabelLeakageDataCheck` to `TargetLeakageDataCheck` #1319
- `max_pipelines` parameter has been removed from `AutoMLSearch`. Please use `max_iterations` instead. #1264
- `AutoMLSearch.search()` will now log a warning if the input is not a `Woodwork` data structure (`pandas`, `numpy`) #1299
- Make `max_batches` argument to `AutoMLSearch.search` public #1320
- Removed unused argument `feature_types` from `AutoMLSearch.search` #1062

**v0.14.1 Sep. 29, 2020****• Enhancements**

- Updated partial dependence methods to support calculating numeric columns in a dataset with non-numeric columns #1150
- Added `get_feature_names` on `OneHotEncoder` #1193
- Added `detect_problem_type` to `problem_type/utils.py` to automatically detect the problem type given targets #1194
- Added `LightGBM` to `AutoMLSearch` #1199
- Updated `scikit-learn` and `scikit-optimize` to use latest versions - 0.23.2 and 0.8.1 respectively #1141
- Added `__str__` and `__repr__` for pipelines and components #1218
- Included internal target check for both training and validation data in `AutoMLSearch` #1226
- Added `ProblemTypes.all_problem_types` helper to get list of supported problem types #1219
- Added `DecisionTreeClassifier` and `DecisionTreeRegressor` classes #1223
- Added `ProblemTypes.all_problem_types` helper to get list of supported problem types #1219
- `DataChecks` can now be parametrized by passing a list of `DataCheck` classes and a parameter dictionary #1167
- Added first CV fold score as validation score in `AutoMLSearch.rankings` #1221
- Updated `flake8` configuration to enable linting on `__init__.py` files #1234
- Refined `make_pipeline_from_components` implementation #1204

**• Fixes**

- Updated GitHub URL after migration to Alteryx GitHub org #1207
- Changed Problem Type enum to be more similar to the string name #1208
- Wrapped call to `scikit-learn`'s partial dependence method in a `try/finally` block #1232

**• Changes**

- Added `allow_writing_files` as a named argument to `CatBoost` estimators. #1202
- Added `solver` and `multi_class` as named arguments to `LogisticRegressionClassifier` #1202

- Replaced pipeline’s `._transform` method to evaluate all the preprocessing steps of a pipeline with `.compute_estimator_features` #1231
- Changed default large dataset train/test splitting behavior #1205

- **Documentation Changes**

- Included description of how to access the component instances and features for pipeline user guide #1163
- Updated API docs to refer to target as “target” instead of “labels” for non-classification tasks and minor docs cleanup #1160
- Added Class Imbalance Data Check to `api_reference.rst` #1190 #1200
- Added pipeline properties to API reference #1209
- Clarified what the objective parameter in AutoML is used for in AutoML API reference and AutoML user guide #1222
- Updated API docs to include `skopt.space.Categorical` option for component hyperparameter range definition #1228
- Added install documentation for `libomp` in order to use LightGBM on Mac #1233
- Improved description of `max_iterations` in documentation #1212
- Removed unused code from sphinx conf #1235

- **Testing Changes**

**Warning:****Breaking Changes**

- `DefaultDataChecks` now accepts a `problem_type` parameter that must be specified #1167
- Pipeline’s `._transform` method to evaluate all the preprocessing steps of a pipeline has been replaced with `.compute_estimator_features` #1231
- `get_objectives` has been renamed to `get_core_objectives`. This function will now return a list of valid objective instances #1230

**v0.13.2 Sep. 17, 2020**

- **Enhancements**

- Added `output_format` field to explain predictions functions #1107
- Modified `get_objective` and `get_objectives` to be able to return any objective in `evalml.objectives` #1132
- Added a `return_instance` boolean parameter to `get_objective` #1132
- Added `ClassImbalanceDataCheck` to determine whether target imbalance falls below a given threshold #1135
- Added label encoder to LightGBM for binary classification #1152
- Added labels for the row index of confusion matrix #1154
- Added `AutoMLSearch` object as another parameter in search callbacks #1156
- Added the corresponding probability threshold for each point displayed in `graph_roc_curve` #1161

- Added `__eq__` for `ComponentBase` and `PipelineBase` #1178
- Added support for multiclass classification for `roc_curve` #1164
- Added `categories` accessor to `OneHotEncoder` for listing the categories associated with a feature #1182
- Added utility function to create pipeline instances from a list of component instances #1176
- **Fixes**
  - Fixed XGBoost column names for partial dependence methods #1104
  - Removed dead code validating column type from `TextFeaturizer` #1122
  - Fixed issue where `Imputer` cannot fit when there is `None` in a categorical or boolean column #1144
  - `OneHotEncoder` preserves the custom index in the input data #1146
  - Fixed representation for `ModelFamily` #1165
  - Removed duplicate `nbsphinx` dependency in `dev-requirements.txt` #1168
  - Users can now pass in any valid kwargs to all estimators #1157
  - Remove broken accessor `OneHotEncoder.get_feature_names` and unneeded base class #1179
  - Removed LightGBM Estimator from AutoML models #1186
- **Changes**
  - Pinned `scikit-optimize` version to 0.7.4 #1136
  - Removed `tqdm` as a dependency #1177
  - Added `lightgbm` version 3.0.0 to `latest_dependency_versions.txt` #1185
  - Rename `max_pipelines` to `max_iterations` #1169
- **Documentation Changes**
  - Fixed API docs for `AutoMLSearch.add_result_callback` #1113
  - Added a step to our release process for pushing our latest version to conda-forge #1118
  - Added warning for missing `ipywidgets` dependency for using `PipelineSearchPlots` on Jupyterlab #1145
  - Updated `README.md` example to load demo dataset #1151
  - Swapped mapping of breast cancer targets in `model_understanding.ipynb` #1170
- **Testing Changes**
  - Added test confirming `TextFeaturizer` never outputs null values #1122
  - Changed Python version of `Update Dependencies` action to 3.8.x #1137
  - Fixed release notes check-in test for `Update Dependencies` actions #1172

**Warning:****Breaking Changes**

- `get_objective` will now return a class definition rather than an instance by default #1132
- Deleted `OPTIONS` dictionary in `evalml.objectives.utils.py` #1132



- If specifying an objective by string, the string must now match the objective’s name field, case-insensitive [#1132](#)
- Passing “Cost Benefit Matrix”, “Fraud Cost”, “Lead Scoring”, “Mean Squared Log Error”, “Recall”, “Recall Macro”, “Recall Micro”, “Recall Weighted”, or “Root Mean Squared Log Error” to `AutoMLSearch` will now result in a `ValueError` rather than an `ObjectiveNotFoundError` [#1132](#)
- Search callbacks `start_iteration_callback` and `add_results_callback` have changed to include a copy of the `AutoMLSearch` object as a third parameter [#1156](#)
- Deleted `OneHotEncoder.get_feature_names` method which had been broken for a while, in favor of pipelines’ `input_feature_names` [#1179](#)
- Deleted empty base class `CategoricalEncoder` which `OneHotEncoder` component was inheriting from [#1176](#)
- Results from `roc_curve` will now return as a list of dictionaries with each dictionary representing a class [#1164](#)
- `max_pipelines` now raises a `DeprecationWarning` and will be removed in the next release. `max_iterations` should be used instead. [#1169](#)

### v0.13.1 Aug. 25, 2020

#### • Enhancements

- Added Cost-Benefit Matrix objective for binary classification [#1038](#)
- Split `fill_value` into `categorical_fill_value` and `numeric_fill_value` for `Imputer` [#1019](#)
- Added `explain_predictions` and `explain_predictions_best_worst` for explaining multiple predictions with SHAP [#1016](#)
- Added new LSA component for text featurization [#1022](#)
- Added guide on installing with conda [#1041](#)
- Added a “cost-benefit curve” util method to graph cost-benefit matrix scores vs. binary classification thresholds [#1081](#)
- Standardized error when calling transform/predict before fit for pipelines [#1048](#)
- Added `percent_better_than_baseline` to AutoML search rankings and full rankings table [#1050](#)
- Added one-way partial dependence and partial dependence plots [#1079](#)
- Added “Feature Value” column to prediction explanation reports. [#1064](#)
- Added LightGBM classification estimator [#1082](#), [#1114](#)
- Added `max_batches` parameter to `AutoMLSearch` [#1087](#)

#### • Fixes

- Updated `TextFeaturizer` component to no longer require an internet connection to run [#1022](#)
- Fixed non-deterministic element of `TextFeaturizer` transformations [#1022](#)
- Added a `StandardScaler` to all `ElasticNet` pipelines [#1065](#)
- Updated cost-benefit matrix to normalize score [#1099](#)
- Fixed logic in `calculate_percent_difference` so that it can handle negative values [#1100](#)

- **Changes**

- Added `needs_fitting` property to `ComponentBase` #1044
- Updated references to data types to use datatype lists defined in `evalml.utils.gen_utils` #1039
- Remove maximum version limit for SciPy dependency #1051
- Moved `all_components` and other component importers into runtime methods #1045
- Consolidated graphing utility methods under `evalml.utils.graph_utils` #1060
- Made slight tweaks to how `TextFeaturizer` uses `featuretools`, and did some refactoring of that and of LSA #1090
- Changed `show_all_features` parameter into `importance_threshold`, which allows for thresholding feature importance #1097, #1103

- **Documentation Changes**

- Update `setup.py` URL to point to the github repo #1037
- Added tutorial for using the cost-benefit matrix objective #1088
- Updated `model_understanding.ipynb` to include documentation for using plotly on Jupyter Lab #1108

- **Testing Changes**

- Refactor CircleCI tests to use matrix jobs (#1043)
- Added a test to check that all test directories are included in evalml package #1054

**Warning:**

**Breaking Changes**

- `confusion_matrix` and `normalize_confusion_matrix` have been moved to `evalml.utils` #1038
- All graph utility methods previously under `evalml.pipelines.graph_utils` have been moved to `evalml.utils.graph_utils` #1060

**v0.12.2 Aug. 6, 2020**

- **Enhancements**

- Add save/load method to components #1023
- Expose pickle protocol as optional arg to save/load #1023
- Updated estimators used in AutoML to include ExtraTrees and ElasticNet estimators #1030

- **Fixes**

- **Changes**

- Removed DeprecationWarning for `SimpleImputer` #1018

- **Documentation Changes**

- Add note about version numbers to release process docs #1034

- **Testing Changes**

- Test files are now included in the evalml package #1029

v0.12.0 Aug. 3, 2020

- **Enhancements**

- Added string and categorical targets support for binary and multiclass pipelines and check for numeric targets for `DetectLabelLeakage` data check [#932](#)
- Added clear exception for regression pipelines if target datatype is string or categorical [#960](#)
- Added target column names and class labels in `predict` and `predict_proba` output for pipelines [#951](#)
- Added `_compute_shap_values` and `normalize_values` to pipelines/explanations module [#958](#)
- Added `explain_prediction` feature which explains single predictions with SHAP [#974](#)
- Added Imputer to allow different imputation strategies for numerical and categorical dtypes [#991](#)
- Added support for configuring logfile path using env var, and don't create logger if there are filesystem errors [#975](#)
- Updated catboost estimators' default parameters and automl hyperparameter ranges to speed up fit time [#998](#)

- **Fixes**

- Fixed ReadtheDocs warning failure regarding embedded gif [#943](#)
- Removed incorrect parameter passed to pipeline classes in `_add_baseline_pipelines` [#941](#)
- Added universal error for calling `predict`, `predict_proba`, `transform`, and `feature_importances` before fitting [#969](#), [#994](#)
- Made TextFeaturizer component and pip dependencies `featuretools` and `nlp_primitives` optional [#976](#)
- Updated imputation strategy in automl to no longer limit impute strategy to `most_frequent` for all features if there are any categorical columns [#991](#)
- Fixed `UnboundLocalError` for `cv_pipeline` when automl search errors [#996](#)
- Fixed Imputer to reset dataframe index to preserve behavior expected from `SimpleImputer` [#1009](#)

- **Changes**

- Moved `get_estimators` to `evalml.pipelines.components.utils` [#934](#)
- Modified Pipelines to raise `PipelineScoreError` when they encounter an error during scoring [#936](#)
- Moved `evalml.model_families.list_model_families` to `evalml.pipelines.components.allowed_model_families` [#959](#)
- Renamed `DateTimeFeaturization` to `DateTimeFeaturizer` [#977](#)
- Added check to stop search and raise an error if all pipelines in a batch return NaN scores [#1015](#)

- **Documentation Changes**

- Updated `README.md` [#963](#)
- Reworded message when errors are returned from data checks in search [#982](#)
- Added section on understanding model predictions with `explain_prediction` to User Guide [#981](#)

- Added a section to the user guide and api reference about how XGBoost and CatBoost are not fully supported. [#992](#)
- Added custom components section in user guide [#993](#)
- Updated FAQ section formatting [#997](#)
- Updated release process documentation [#1003](#)
- **Testing Changes**
  - Moved `predict_proba` and `predict` tests regarding string / categorical targets to `test_pipelines.py` [#972](#)
  - Fixed dependency update bot by updating python version to 3.7 to avoid frequent github version updates [#1002](#)

**Warning:**

**Breaking Changes**

- `get_estimators` has been moved to `evalml.pipelines.components.utils` (previously was under `evalml.pipelines.utils`) [#934](#)
- Removed the `raise_errors` flag in AutoML search. All errors during pipeline evaluation will be caught and logged. [#936](#)
- `evalml.model_families.list_model_families` has been moved to `evalml.pipelines.components.allowed_model_families` [#959](#)
- `TextFeaturizer`: the `featuretools` and `nlp_primitives` packages must be installed after installing `evalml` in order to use this component [#976](#)
- Renamed `DateTimeFeaturization` to `DateTimeFeaturizer` [#977](#)

**v0.11.2 July 16, 2020**

- **Enhancements**
  - Added `NoVarianceDataCheck` to `DefaultDataChecks` [#893](#)
  - Added text processing and featurization component `TextFeaturizer` [#913](#), [#924](#)
  - Added additional checks to `InvalidTargetDataCheck` to handle invalid target data types [#929](#)
  - `AutoMLSearch` will now handle `KeyboardInterrupt` and prompt user for confirmation [#915](#)
- **Fixes**
  - Makes `automl` results a read-only property [#919](#)
- **Changes**
  - Deleted static pipelines and refactored tests involving static pipelines, removed `all_pipelines()` and `get_pipelines()` [#904](#)
  - Moved `list_model_families` to `evalml.model_family.utils` [#903](#)
  - Updated `all_pipelines`, `all_estimators`, `all_components` to use the same mechanism for dynamically generating their elements [#898](#)
  - Rename master branch to main [#918](#)
  - Add pypi release github action [#923](#)
  - Updated `AutoMLSearch.search` stdout output and logging and removed `tqdm` progress bar [#921](#)

- Moved automl config checks previously in `search()` to `init` #933
- **Documentation Changes**
  - Reorganized and rewrote documentation #937
  - Updated to use pydata sphinx theme #937
  - Updated docs to use `release_notes` instead of `changelog` #942
- **Testing Changes**
  - Cleaned up fixture names and usages in tests #895

**Warning:****Breaking Changes**

- `list_model_families` has been moved to `evalml.model_family.utils` (previously was under `evalml.pipelines.utils`) #903
- `get_estimators` has been moved to `evalml.pipelines.components.utils` (previously was under `evalml.pipelines.utils`) #934
- Static pipeline definitions have been removed, but similar pipelines can still be constructed via creating an instance of `PipelineBase` #904
- `all_pipelines()` and `get_pipelines()` utility methods have been removed #904

**v0.11.0 June 30, 2020**

- **Enhancements**
  - Added multiclass support for ROC curve graphing #832
  - Added preprocessing component to drop features whose percentage of NaN values exceeds a specified threshold #834
  - Added data check to check for problematic target labels #814
  - Added `PerColumnImputer` that allows imputation strategies per column #824
  - Added transformer to drop specific columns #827
  - Added support for `categories`, `handle_error`, and `drop` parameters in `OneHotEncoder` #830 #897
  - Added preprocessing component to handle `DateTime` columns featurization #838
  - Added ability to clone pipelines and components #842
  - Define getter method for component `parameters` #847
  - Added utility methods to calculate and graph permutation importances #860, #880
  - Added new utility functions necessary for generating dynamic preprocessing pipelines #852
  - Added `kwargs` to all components #863
  - Updated `AutoSearchBase` to use dynamically generated preprocessing pipelines #870
  - Added `SelectColumns` transformer #873
  - Added ability to evaluate additional pipelines for automl search #874
  - Added `default_parameters` class property to components and pipelines #879

- Added better support for disabling data checks in automl search #892
- Added ability to save and load AutoML objects to file #888
- Updated `AutoSearchBase.get_pipelines` to return an untrained pipeline instance #876
- Saved learned binary classification thresholds in automl results cv data dict #876
- **Fixes**
  - Fixed bug where `SimpleImputer` cannot handle dropped columns #846
  - Fixed bug where `PerColumnImputer` cannot handle dropped columns #855
  - Enforce requirement that builtin components save all inputted values in their parameters dict #847
  - Don't list base classes in `all_components` output #847
  - Standardize all components to output pandas data structures, and accept either pandas or numpy #853
  - Fixed rankings and `full_rankings` error when search has not been run #894
- **Changes**
  - Update `all_pipelines` and `all_components` to try initializing pipelines/components, and on failure exclude them #849
  - Refactor `handle_components` to `handle_components_class`, standardize to `ComponentBase` subclass instead of instance #850
  - Refactor “blacklist”/“whitelist” to “allow”/“exclude” lists #854
  - Replaced `AutoClassificationSearch` and `AutoRegressionSearch` with `AutoMLSearch` #871
  - Renamed `feature_importances` and `permutation_importances` methods to use singular names (`feature_importance` and `permutation_importance`) #883
  - Updated automl default data splitter to train/validation split for large datasets #877
  - Added open source license, update some repo metadata #887
  - Removed dead code in `_get_preprocessing_components` #896
- **Documentation Changes**
  - Fix some typos and update the EvalML logo #872
- **Testing Changes**
  - Update the changelog check job to expect the new branching pattern for the deps update bot #836
  - Check that all components output pandas datastructures, and can accept either pandas or numpy #853
  - Replaced `AutoClassificationSearch` and `AutoRegressionSearch` with `AutoMLSearch` #871

**Warning:**

**Breaking Changes**

- Pipelines' static `component_graph` field must contain either `ComponentBase` subclasses or `str`, instead of `ComponentBase` subclass instances #850

- Rename `handle_component` to `handle_component_class`. Now standardizes to `ComponentBase` subclasses instead of `ComponentBase` subclass instances [#850](#)
- Renamed `automl`'s `cv` argument to `data_split` [#877](#)
- Pipelines' and classifiers' `feature_importances` is renamed `feature_importance`, `graph_feature_importances` is renamed `graph_feature_importance` [#883](#)
- Passing `data_checks=None` to `automl` search will not perform any data checks as opposed to default checks. [#892](#)
- Pipelines to search for in AutoML are now determined automatically, rather than using the statically-defined pipeline classes. [#870](#)
- Updated `AutoSearchBase.get_pipelines` to return an untrained pipeline instance, instead of one which happened to be trained on the final cross-validation fold [#876](#)

**v0.10.0 May 29, 2020**

- **Enhancements**

- Added baseline models for classification and regression, add functionality to calculate baseline models before searching in AutoML [#746](#)
- Port over highly-null guardrail as a data check and define `DefaultDataChecks` and `DisableDataChecks` classes [#745](#)
- Update Tuner classes to work directly with pipeline parameters dicts instead of flat parameter lists [#779](#)
- Add Elastic Net as a pipeline option [#812](#)
- Added new Pipeline option `ExtraTrees` [#790](#)
- Added precision-recall curve metrics and plot for binary classification problems in `evalml.pipeline.graph_utils` [#794](#)
- Update the default `automl` algorithm to search in batches, starting with default parameters for each pipeline and iterating from there [#793](#)
- Added `AutoMLAlgorithm` class and `IterativeAlgorithm` impl, separated from `AutoSearchBase` [#793](#)

- **Fixes**

- Update pipeline score to return nan score for any objective which throws an exception during scoring [#787](#)
- Fixed bug introduced in [#787](#) where binary classification metrics requiring predicted probabilities error in scoring [#798](#)
- CatBoost and XGBoost classifiers and regressors can no longer have a learning rate of 0 [#795](#)

- **Changes**

- Cleanup pipeline score code, and cleanup codecov [#711](#)
- Remove `pass` for abstract methods for codecov [#730](#)
- Added `__str__` for `AutoSearch` object [#675](#)
- Add util methods to graph ROC and confusion matrix [#720](#)
- Refactor `AutoBase` to `AutoSearchBase` [#758](#)

- Updated `AutoBase` with `data_checks` parameter, removed previous `detect_label_leakage` parameter, and added functionality to run data checks before search in `AutoML` #765
  - Updated our logger to use Python’s logging utils #763
  - Refactor most of `AutoSearchBase._do_iteration` impl into `AutoSearchBase._evaluate` #762
  - Port over all guardrails to use the new `DataCheck` API #789
  - Expanded `import_or_raise` to catch all exceptions #759
  - Adds RMSE, MSLE, RMSLE as standard metrics #788
  - Don’t allow `Recall` to be used as an objective for `AutoML` #784
  - Removed feature selection from pipelines #819
  - Update default estimator parameters to make automl search faster and more accurate #793
- **Documentation Changes**
    - Add instructions to freeze `master` on `release.md` #726
    - Update release instructions with more details #727 #733
    - Add objective base classes to API reference #736
    - Fix components API to match other modules #747
  - **Testing Changes**
    - Delete `codecov.yml`, use `codecov.io`’s default #732
    - Added unit tests for fraud cost, lead scoring, and standard metric objectives #741
    - Update `codecov` client #782
    - Updated `AutoBase` `__str__` test to include no parameters case #783
    - Added unit tests for `ExtraTrees` pipeline #790
    - If `codecov` fails to upload, fail build #810
    - Updated Python version of dependency action #816
    - Update the dependency update bot to use a suffix when creating branches #817

**Warning:****Breaking Changes**

- The `detect_label_leakage` parameter for `AutoML` classes has been removed and replaced by a `data_checks` parameter #765
- Moved ROC and confusion matrix methods from `evalml.pipeline.plot_utils` to `evalml.pipeline.graph_utils` #720
- `Tuner` classes require a pipeline hyperparameter range dict as an init arg instead of a space definition #779
- `Tuner.propose` and `Tuner.add` work directly with pipeline parameters dicts instead of flat parameter lists #779
- `PipelineBase.hyperparameters` and `custom_hyperparameters` use pipeline parameters dict format instead of being represented as a flat list #779



- All guardrail functions previously under `evalml.guardrails.utils` will be removed and replaced by data checks #789
- Recall disallowed as an objective for AutoML #784
- AutoSearchBase parameter tuner has been renamed to `tuner_class` #793
- AutoSearchBase parameter `possible_pipelines` and `possible_model_families` have been renamed to `allowed_pipelines` and `allowed_model_families` #793

**v0.9.0 Apr. 27, 2020**• **Enhancements**

- Added Accuracy as a standard objective #624
- Added verbose parameter to `load_fraud` #560
- Added Balanced Accuracy metric for binary, multiclass #612 #661
- Added XGBoost regressor and XGBoost regression pipeline #666
- Added Accuracy metric for multiclass #672
- Added objective name in `AutoBase.describe_pipeline` #686
- Added `DataCheck` and `DataChecks`, `Message` classes and relevant subclasses #739

• **Fixes**

- Removed direct access to `cls.component_graph` #595
- Add testing files to `.gitignore` #625
- Remove circular dependencies from `Makefile` #637
- Add error case for `normalize_confusion_matrix()` #640
- Fixed `XGBoostClassifier` and `XGBoostRegressor` bug with feature names that contain `[ , ]`, or `<` #659
- Update `make_pipeline_graph` to not accidentally create empty file when testing if path is valid #649
- Fix pip installation warning about docsutils version, from boto dependency #664
- Removed zero division warning for F1/precision/recall metrics #671
- Fixed `summary` for pipelines without estimators #707

• **Changes**

- Updated default objective for binary/multiclass classification to log loss #613
- Created classification and regression pipeline subclasses and removed objective as an attribute of pipeline classes #405
- Changed the output of `score` to return one dictionary #429
- Created binary and multiclass objective subclasses #504
- Updated objectives API #445
- Removed call to `get_plot_data` from AutoML #615
- Set `raise_error` to default to True for AutoML classes #638
- Remove unnecessary “u” prefixes on some unicode strings #641

- Changed one-hot encoder to return uint8 dtypes instead of ints #653
- Pipeline `_name` field changed to `custom_name` #650
- Removed `graphs.py` and moved methods into `PipelineBase` #657, #665
- Remove `s3fs` as a dev dependency #664
- Changed `requirements-parser` to be a core dependency #673
- Replace `supported_problem_types` field on pipelines with `problem_type` attribute on base classes #678
- Changed AutoML to only show best results for a given pipeline template in `rankings`, added `full_rankings` property to show all #682
- Update `ModelFamily` values: don't list `xgboost/catboost` as classifiers now that we have regression pipelines for them #677
- Changed AutoML's `describe_pipeline` to get problem type from pipeline instead #685
- Standardize `import_or_raise` error messages #683
- Updated argument order of objectives to align with `sklearn`'s #698
- Renamed `pipeline.feature_importance_graph` to `pipeline.graph_feature_importances` #700
- Moved ROC and confusion matrix methods to `evalml.pipelines.plot_utils` #704
- Renamed `MultiClassificationObjective` to `MulticlassClassificationObjective`, to align with pipeline naming scheme #715

- **Documentation Changes**

- Fixed some sphinx warnings #593
- Fixed docstring for `AutoClassificationSearch` with correct command #599
- Limit `readthedocs` formats to pdf, not `htmlzip` and `epub` #594 #600
- Clean up objectives API documentation #605
- Fixed function on Exploring search results page #604
- Update release process doc #567
- `AutoClassificationSearch` and `AutoRegressionSearch` show inherited methods in API reference #651
- Fixed improperly formatted code in breaking changes for changelog #655
- Added configuration to treat Sphinx warnings as errors #660
- Removed separate plotting section for pipelines in API reference #657, #665
- Have leads example notebook load S3 files using `https`, so we can delete `s3fs` dev dependency #664
- Categorized components in API reference and added descriptions for each category #663
- Fixed Sphinx warnings about `BalancedAccuracy` objective #669
- Updated API reference to include missing components and clean up pipeline docstrings #689
- Reorganize API ref, and clarify pipeline sub-titles #688
- Add and update preprocessing utils in API reference #687
- Added inheritance diagrams to API reference #695

- Documented which default objective AutoML optimizes for #699
- Create separate install page #701
- Include more utils in API ref, like `import_or_raise` #704
- Add more color to pipeline documentation #705
- **Testing Changes**
  - Matched install commands of `check_latest_dependencies` test and its GitHub action #578
  - Added Github app to auto assign PR author as assignee #477
  - Removed unneeded conda installation of xgboost in windows checkin tests #618
  - Update graph tests to always use `tmpfile` dir #649
  - Changelog checkin test workaround for release PRs: If ‘future release’ section is empty of PR refs, pass check #658
  - Add changelog checkin test exception for `dep-update` branch #723

#### Warning: Breaking Changes

- Pipelines will now no longer take an objective parameter during instantiation, and will no longer have an objective attribute.
- `fit()` and `predict()` now use an optional objective parameter, which is only used in binary classification pipelines to fit for a specific objective.
- `score()` will now use a required `objectives` parameter that is used to determine all the objectives to score on. This differs from the previous behavior, where the pipeline’s objective was scored on regardless.
- `score()` will now return one dictionary of all objective scores.
- ROC and ConfusionMatrix plot methods via `Auto(*).plot` have been removed by #615 and are replaced by `roc_curve` and `confusion_matrix` in `evalml.pipelines.plot_utils` in #704
- `normalize_confusion_matrix` has been moved to `evalml.pipelines.plot_utils` #704
- Pipelines `_name` field changed to `custom_name`
- Pipelines `supported_problem_types` field is removed because it is no longer necessary #678
- Updated argument order of objectives’ `objective_function` to align with sklearn #698
- `pipeline.feature_importance_graph` has been renamed to `pipeline.graph_feature_importances` in #700
- Removed unsupported MSLE objective #704

#### v0.8.0 Apr. 1, 2020

- **Enhancements**
  - Add normalization option and information to confusion matrix #484
  - Add util function to drop rows with NaN values #487
  - Renamed `PipelineBase.name` as `PipelineBase.summary` and redefined `PipelineBase.name` as class property #491
  - Added access to parameters in Pipelines with `PipelineBase.parameters` (used to be return of `PipelineBase.describe`) #501

- Added `fill_value` parameter for `SimpleImputer` #509
- Added functionality to override component hyperparameters and made pipelines take hyperparameters from components #516
- Allow `numpy.random.RandomState` for `random_state` parameters #556
- **Fixes**
  - Removed unused dependency `matplotlib`, and move `category_encoders` to test reqs #572
- **Changes**
  - Undo version cap in `XGBoost` placed in #402 and allowed all released of `XGBoost` #407
  - Support `pandas 1.0.0` #486
  - Made all references to the logger static #503
  - Refactored `model_type` parameter for components and pipelines to `model_family` #507
  - Refactored `problem_types` for pipelines and components into `supported_problem_types` #515
  - Moved `pipelines/utils.save_pipeline` and `pipelines/utils.load_pipeline` to `PipelineBase.save` and `PipelineBase.load` #526
  - Limit number of categories encoded by `OneHotEncoder` #517
- **Documentation Changes**
  - Updated API reference to remove `PipelinePlot` and added moved `PipelineBase` plotting methods #483
  - Add code style and github issue guides #463 #512
  - Updated API reference for to surface class variables for pipelines and components #537
  - Fixed README documentation link #535
  - Unhid PR references in changelog #656
- **Testing Changes**
  - Added automated dependency check PR #482, #505
  - Updated automated dependency check comment #497
  - Have `build_docs` job use python executor, so that env vars are set properly #547
  - Added simple test to make sure `OneHotEncoder`’s `top_n` works with large number of categories #552
  - Run windows unit tests on PRs #557

**Warning: Breaking Changes**

- `AutoClassificationSearch` and `AutoRegressionSearch`’s `model_types` parameter has been refactored into `allowed_model_families`
- `ModelTypes` enum has been changed to `ModelFamily`
- Components and Pipelines now have a `model_family` field instead of `model_type`
- `get_pipelines` utility function now accepts `model_families` as an argument instead of `model_types`

- `PipelineBase.name` no longer returns structure of pipeline and has been replaced by `PipelineBase.summary`
- `PipelineBase.problem_types` and `Estimator.problem_types` has been renamed to `supported_problem_types`
- `pipelines/utils.save_pipeline` and `pipelines/utils.load_pipeline` moved to `PipelineBase.save` and `PipelineBase.load`

**v0.7.0 Mar. 9, 2020****• Enhancements**

- Added emacs buffers to `.gitignore` [#350](#)
- Add CatBoost (gradient-boosted trees) classification and regression components and pipelines [#247](#)
- Added Tuner abstract base class [#351](#)
- Added `n_jobs` as parameter for `AutoClassificationSearch` and `AutoRegressionSearch` [#403](#)
- Changed colors of confusion matrix to shades of blue and updated axis order to match scikit-learn's [#426](#)
- Added `PipelineBase.graph` and `.feature_importance_graph` methods, moved from previous location [#423](#)
- Added support for python 3.8 [#462](#)

**• Fixes**

- Fixed ROC and confusion matrix plots not being calculated if user passed own additional\_objectives [#276](#)
- Fixed `ReadtheDocs FileNotFoundError` exception for fraud dataset [#439](#)

**• Changes**

- Added `n_estimators` as a tunable parameter for `XGBoost` [#307](#)
- Remove unused parameter `ObjectiveBase.fit_needs_proba` [#320](#)
- Remove extraneous parameter `component_type` from all components [#361](#)
- Remove unused `rankings.csv` file [#397](#)
- Downloaded demo and test datasets so unit tests can run offline [#408](#)
- Remove `_needs_fitting` attribute from `Components` [#398](#)
- Changed `plot.feature_importance` to show only non-zero feature importances by default, added optional parameter to show all [#413](#)
- Refactored `PipelineBase` to take in parameter dictionary and moved pipeline metadata to class attribute [#421](#)
- Dropped support for Python 3.5 [#438](#)
- Removed unused `apply.py` file [#449](#)
- Clean up `requirements.txt` to remove unused deps [#451](#)
- Support installation without all required dependencies [#459](#)

- **Documentation Changes**

- Update release.md with instructions to release to internal license key #354

- **Testing Changes**

- Added tests for utils (and moved current utils to gen\_utils) #297
- Moved XGBoost install into it's own separate step on Windows using Conda #313
- Rewind pandas version to before 1.0.0, to diagnose test failures for that version #325
- Added dependency update checkin test #324
- Rewind XGBoost version to before 1.0.0 to diagnose test failures for that version #402
- Update dependency check to use a whitelist #417
- Update unit test jobs to not install dev deps #455

**Warning: Breaking Changes**

- Python 3.5 will not be actively supported.

**v0.6.0 Dec. 16, 2019**

- **Enhancements**

- Added ability to create a plot of feature importances #133
- Add early stopping to AutoML using patience and tolerance parameters #241
- Added ROC and confusion matrix metrics and plot for classification problems and introduce PipelineSearchPlots class #242
- Enhanced AutoML results with search order #260
- Added utility function to show system and environment information #300

- **Fixes**

- Lower botocore requirement #235
- Fixed decision\_function calculation for FraudCost objective #254
- Fixed return value of Recall metrics #264
- Components return self on fit #289

- **Changes**

- Renamed automl classes to AutoRegressionSearch and AutoClassificationSearch #287
- Updating demo datasets to retain column names #223
- Moving pipeline visualization to PipelinePlot class #228
- Standarizing inputs as pd.DataFrame / pd.Series #130
- Enforcing that pipelines must have an estimator as last component #277
- Added ipywidgets as a dependency in requirements.txt #278
- Added Random and Grid Search Tuners #240

- **Documentation Changes**

- Adding class properties to API reference #244

- Fix and filter FutureWarnings from scikit-learn #249, #257
- Adding Linear Regression to API reference and cleaning up some Sphinx warnings #227
- **Testing Changes**
  - Added support for testing on Windows with CircleCI #226
  - Added support for doctests #233

**Warning: Breaking Changes**

- The `fit()` method for `AutoClassifier` and `AutoRegressor` has been renamed to `search()`.
- `AutoClassifier` has been renamed to `AutoClassificationSearch`
- `AutoRegressor` has been renamed to `AutoRegressionSearch`
- `AutoClassificationSearch.results` and `AutoRegressionSearch.results` now is a dictionary with `pipeline_results` and `search_order` keys. `pipeline_results` can be used to access a dictionary that is identical to the old `.results` dictionary. Whereas, `search_order` returns a list of the search order in terms of `pipeline_id`.
- Pipelines now require an estimator as the last component in `component_list`. Slicing pipelines now throws an `NotImplementedError` to avoid returning pipelines without an estimator.

**v0.5.2 Nov. 18, 2019**

- **Enhancements**
  - Adding basic pipeline structure visualization #211
- **Documentation Changes**
  - Added notebooks to build process #212

**v0.5.1 Nov. 15, 2019**

- **Enhancements**
  - Added basic outlier detection guardrail #151
  - Added basic ID column guardrail #135
  - Added support for unlimited pipelines with a `max_time` limit #70
  - Updated `.readthedocs.yaml` to successfully build #188
- **Fixes**
  - Removed MSLE from default additional objectives #203
  - Fixed `random_state` passed in pipelines #204
  - Fixed slow down in `RFRegressor` #206
- **Changes**
  - Pulled information for `describe_pipeline` from pipeline's new `describe` method #190
  - Refactored pipelines #108
  - Removed guardrails from `Auto(*)` #202, #208
- **Documentation Changes**
  - Updated documentation to show `max_time` enhancements #189

- Updated release instructions for RTD #193
- Added notebooks to build process #212
- Added contributing instructions #213
- Added new content #222

**v0.5.0 Oct. 29, 2019**

• **Enhancements**

- Added basic one hot encoding #73
- Use enums for `model_type` #110
- Support for splitting regression datasets #112
- Auto-infer multiclass classification #99
- Added support for other units in `max_time` #125
- Detect highly null columns #121
- Added additional regression objectives #100
- Show an interactive iteration vs. score plot when using `fit()` #134

• **Fixes**

- Reordered `describe_pipeline` #94
- Added type check for `model_type` #109
- Fixed `s` units when setting string `max_time` #132
- Fix objectives not appearing in API documentation #150

• **Changes**

- Reorganized tests #93
- Moved logging to its own module #119
- Show progress bar history #111
- Using `cloudpickle` instead of `pickle` to allow unloading of custom objectives #113
- Removed `render.py` #154

• **Documentation Changes**

- Update release instructions #140
- Include `additional_objectives` parameter #124
- Added Changelog #136

• **Testing Changes**

- Code coverage #90
- Added CircleCI tests for other Python versions #104
- Added doc notebooks as tests #139
- Test metadata for CircleCI and 2 core parallelism #137

**v0.4.1 Sep. 16, 2019**

• **Enhancements**



- Added AutoML for classification and regressor using Autobase and Skopt #7 #9
- Implemented standard classification and regression metrics #7
- Added logistic regression, random forest, and XGBoost pipelines #7
- Implemented support for custom objectives #15
- Feature importance for pipelines #18
- Serialization for pipelines #19
- Allow fitting on objectives for optimal threshold #27
- Added detect label leakage #31
- Implemented callbacks #42
- Allow for multiclass classification #21
- Added support for additional objectives #79
- **Fixes**
  - Fixed feature selection in pipelines #13
  - Made `random_seed` usage consistent #45
- **Documentation Changes**
  - Documentation Changes
  - Added docstrings #6
  - Created notebooks for docs #6
  - Initialized readthedocs EvalML #6
  - Added favicon #38
- **Testing Changes**
  - Added testing for loading data #39

#### **v0.2.0 Aug. 13, 2019**

- **Enhancements**
  - Created fraud detection objective #4

#### **v0.1.0 July. 31, 2019**

- *First Release*
- **Enhancements**
  - Added lead scoring objective #1
  - Added basic classifier #1
- **Documentation Changes**
  - Initialized Sphinx for docs #1



## PYTHON MODULE INDEX

### e

`evalml`, 276  
`evalml.automl`, 276  
`evalml.automl.automl_algorithm`, 277  
`evalml.automl.automl_algorithm.automl_algorithm`, 277  
`evalml.automl.automl_algorithm.default_algorithm`, 279  
`evalml.automl.automl_algorithm.iterative_algorithm`, 282  
`evalml.automl.automl_search`, 312  
`evalml.automl.callbacks`, 322  
`evalml.automl.engine`, 293  
`evalml.automl.engine.cf_engine`, 293  
`evalml.automl.engine.dask_engine`, 296  
`evalml.automl.engine.engine_base`, 299  
`evalml.automl.engine.sequential_engine`, 303  
`evalml.automl.pipeline_search_plots`, 323  
`evalml.automl.progress`, 324  
`evalml.automl.utils`, 326  
`evalml.data_checks`, 342  
`evalml.data_checks.class_imbalance_data_check`, 342  
`evalml.data_checks.data_check`, 345  
`evalml.data_checks.data_check_action`, 346  
`evalml.data_checks.data_check_action_code`, 347  
`evalml.data_checks.data_check_action_option`, 348  
`evalml.data_checks.data_check_message`, 351  
`evalml.data_checks.data_check_message_code`, 352  
`evalml.data_checks.data_check_message_type`, 355  
`evalml.data_checks.data_checks`, 355  
`evalml.data_checks.datetime_format_data_check`, 356  
`evalml.data_checks.default_data_checks`, 364  
`evalml.data_checks.id_columns_data_check`, 365  
`evalml.data_checks.invalid_target_data_check`, 369  
`evalml.data_checks.multicollinearity_data_check`, 373  
`evalml.data_checks.no_variance_data_check`, 374  
`evalml.data_checks.null_data_check`, 377  
`evalml.data_checks.outliers_data_check`, 382  
`evalml.data_checks.sparsity_data_check`, 384  
`evalml.data_checks.target_distribution_data_check`, 386  
`evalml.data_checks.target_leakage_data_check`, 388  
`evalml.data_checks.ts_parameters_data_check`, 391  
`evalml.data_checks.ts_splitting_data_check`, 393  
`evalml.data_checks.uniqueness_data_check`, 394  
`evalml.data_checks.utils`, 397  
`evalml.demos`, 444  
`evalml.demos.breast_cancer`, 445  
`evalml.demos.churn`, 445  
`evalml.demos.diabetes`, 446  
`evalml.demos.fraud`, 446  
`evalml.demos.weather`, 447  
`evalml.demos.wine`, 447  
`evalml.exceptions`, 449  
`evalml.exceptions.exceptions`, 449  
`evalml.model_family`, 455  
`evalml.model_family.model_family`, 455  
`evalml.model_family.utils`, 457  
`evalml.model_understanding`, 459  
`evalml.model_understanding.decision_boundary`, 466  
`evalml.model_understanding.feature_explanations`, 467  
`evalml.model_understanding.force_plots`, 468  
`evalml.model_understanding.metrics`, 470  
`evalml.model_understanding.partial_dependence_functions`, 473  
`evalml.model_understanding.permutation_importance`, 476  
`evalml.model_understanding.prediction_explanations`, 459  
`evalml.model_understanding.prediction_explanations.explain`

[459](#)  
[evalml.model\\_understanding.visualizations,](#)  
[478](#)  
[evalml.objectives,](#) [497](#)  
[evalml.objectives.binary\\_classification\\_objective,](#)  
[497](#)  
[evalml.objectives.cost\\_benefit\\_matrix,](#) [500](#)  
[evalml.objectives.fraud\\_cost,](#) [503](#)  
[evalml.objectives.lead\\_scoring,](#) [506](#)  
[evalml.objectives.multiclass\\_classification\\_objective,](#)  
[509](#)  
[evalml.objectives.objective\\_base,](#) [512](#)  
[evalml.objectives.regression\\_objective,](#) [514](#)  
[evalml.objectives.sensitivity\\_low\\_alert,](#) [517](#)  
[evalml.objectives.standard\\_metrics,](#) [520](#)  
[evalml.objectives.time\\_series\\_regression\\_objective,](#)  
[590](#)  
[evalml.objectives.utils,](#) [593](#)  
[evalml.pipelines,](#) [690](#)  
[evalml.pipelines.binary\\_classification\\_pipeline,](#)  
[1659](#)  
[evalml.pipelines.binary\\_classification\\_pipeline,](#)  
[1666](#)  
[evalml.pipelines.classification\\_pipeline,](#)  
[1667](#)  
[evalml.pipelines.component\\_graph,](#) [1674](#)  
[evalml.pipelines.components,](#) [690](#)  
[evalml.pipelines.components.component\\_base,](#)  
[1420](#)  
[evalml.pipelines.components.component\\_base\\_meta,](#)  
[1423](#)  
[evalml.pipelines.components.ensemble,](#) [691](#)  
[evalml.pipelines.components.ensemble.stacked\\_ensemble,](#)  
[691](#)  
[evalml.pipelines.components.ensemble.stacked\\_ensemble,](#)  
[694](#)  
[evalml.pipelines.components.ensemble.stacked\\_ensemble,](#)  
[698](#)  
[evalml.pipelines.components.estimators,](#) [714](#)  
[evalml.pipelines.components.estimators.classifiers,](#)  
[714](#)  
[evalml.pipelines.components.estimators.classifiers,](#)  
[714](#)  
[evalml.pipelines.components.estimators.classifiers,](#)  
[718](#)  
[evalml.pipelines.components.estimators.classifiers,](#)  
[722](#)  
[evalml.pipelines.components.estimators.classifiers,](#)  
[726](#)  
[evalml.pipelines.components.estimators.classifiers,](#)  
[730](#)  
[evalml.pipelines.components.estimators.classifiers,](#)  
[735](#)  
[evalml.pipelines.components.estimators.classifiers,](#)

[739](#)  
[evalml.pipelines.components.estimators.classifiers.logistic,](#)  
[743](#)  
[evalml.pipelines.components.estimators.classifiers.rf\\_class,](#)  
[747](#)  
[evalml.pipelines.components.estimators.classifiers.svm\\_class,](#)  
[750](#)  
[evalml.pipelines.components.estimators.classifiers.vowpal,](#)  
[754](#)  
[evalml.pipelines.components.estimators.classifiers.xgboost,](#)  
[764](#)  
[evalml.pipelines.components.estimators.estimator,](#)  
[944](#)  
[evalml.pipelines.components.estimators.regressors,](#)  
[814](#)  
[evalml.pipelines.components.estimators.regressors.arima\\_re,](#)  
[814](#)  
[evalml.pipelines.components.estimators.regressors.baseline,](#)  
[819](#)  
[evalml.pipelines.components.estimators.regressors.catboost,](#)  
[823](#)  
[evalml.pipelines.components.estimators.regressors.decision,](#)  
[826](#)  
[evalml.pipelines.components.estimators.regressors.elastic,](#)  
[831](#)  
[evalml.pipelines.components.estimators.regressors.et\\_regre,](#)  
[834](#)  
[evalml.pipelines.components.estimators.regressors.exponent,](#)  
[839](#)  
[evalml.pipelines.components.estimators.regressors.lightgbm,](#)  
[843](#)  
[evalml.pipelines.components.estimators.regressors.linear\\_r,](#)  
[848](#)  
[evalml.pipelines.components.estimators.regressors.multiser,](#)  
[851](#)  
[evalml.pipelines.components.estimators.regressors.prophet,](#)  
[856](#)  
[evalml.pipelines.components.estimators.regressors.rf\\_regre,](#)  
[860](#)  
[evalml.pipelines.components.estimators.regressors.svm\\_regre,](#)  
[864](#)  
[evalml.pipelines.components.estimators.regressors.time\\_ser,](#)  
[868](#)  
[evalml.pipelines.components.estimators.regressors.varmax\\_r,](#)  
[871](#)  
[evalml.pipelines.components.estimators.regressors.vowpal\\_w,](#)  
[875](#)  
[evalml.pipelines.components.estimators.regressors.xgboost,](#)  
[879](#)  
[evalml.pipelines.components.transformers,](#)  
[1053](#)  
[evalml.pipelines.components.transformers.column\\_selectors,](#)  
[1298](#)  
[evalml.pipelines.components.transformers.dimensionality\\_re,](#)

1053	1184
evalml.pipelines.components.transformers.dimensionsal_reduction.components.transformers.preprocessing.lsa	
1053	1187
evalml.pipelines.components.transformers.dimensionsal_reduction.components.transformers.preprocessing.naive_bayes	
1056	1190
evalml.pipelines.components.transformers.encoding.components.transformers.preprocessing.polynomial	
1064	1193
evalml.pipelines.components.transformers.encoding.components.transformers.preprocessing.regression	
1064	1199
evalml.pipelines.components.transformers.encoding.components.transformers.preprocessing.stochastic	
1067	1202
evalml.pipelines.components.transformers.encoding.components.transformers.preprocessing.text	
1072	1208
evalml.pipelines.components.transformers.encoding.components.transformers.preprocessing.time	
1076	1211
evalml.pipelines.components.transformers.feature_selection.components.transformers.preprocessing.time	
1092	1215
evalml.pipelines.components.transformers.feature_selection.components.transformers.preprocessing.time	
1092	1218
evalml.pipelines.components.transformers.feature_selection.components.transformers.preprocessing.time	
1096	1276
evalml.pipelines.components.transformers.feature_selection.components.transformers.preprocessing.time	
1105	1276
evalml.pipelines.components.transformers.feature_selection.components.transformers.preprocessing.time	
1109	1279
evalml.pipelines.components.transformers.imputation.components.transformers.samplers.undersampler	
1128	1283
evalml.pipelines.components.transformers.imputation.components.transformers.samplers.undersampler	
1128	1292
evalml.pipelines.components.transformers.imputation.components.transformers.samplers.undersampler	
1132	1292
evalml.pipelines.components.transformers.imputation.components.transformers.samplers.undersampler	
1135	1308
evalml.pipelines.components.transformers.imputation.components.transformers.samplers.undersampler	
1138	1424
evalml.pipelines.components.transformers.imputation.components.transformers.samplers.undersampler	
1141	1424
evalml.pipelines.components.transformers.imputation.components.transformers.samplers.undersampler	
1144	1695
evalml.pipelines.components.transformers.imputation.components.transformers.samplers.undersampler	
1164	1701
evalml.pipelines.components.transformers.imputation.components.transformers.samplers.undersampler	
1164	1703
evalml.pipelines.components.transformers.imputation.components.transformers.samplers.undersampler	
1167	1709
evalml.pipelines.components.transformers.imputation.components.transformers.samplers.undersampler	
1172	1733
evalml.pipelines.components.transformers.imputation.components.transformers.samplers.undersampler	
1175	1740
evalml.pipelines.components.transformers.imputation.components.transformers.samplers.undersampler	
1178	1779
evalml.pipelines.components.transformers.imputation.components.transformers.samplers.undersampler	
1181	1790
evalml.pipelines.components.transformers.imputation.components.transformers.samplers.undersampler	

`evalml.preprocessing.data_splitters.time_series_split`,  
1983  
`evalml.preprocessing.data_splitters.training_validation_split`,  
1985  
`evalml.preprocessing.utils`, 1994  
`evalml.problem_types`, 2005  
`evalml.problem_types.problem_types`, 2005  
`evalml.problem_types.utils`, 2006  
`evalml.tuners`, 2012  
`evalml.tuners.grid_search_tuner`, 2012  
`evalml.tuners.random_search_tuner`, 2015  
`evalml.tuners.skopt_tuner`, 2017  
`evalml.tuners.tuner`, 2019  
`evalml.tuners.tuner_exceptions`, 2020  
`evalml.utils`, 2027  
`evalml.utils.base_meta`, 2027  
`evalml.utils.cli_utils`, 2028  
`evalml.utils.gen_utils`, 2029  
`evalml.utils.logger`, 2035  
`evalml.utils.nullable_type_utils`, 2036  
`evalml.utils.update_checker`, 2036  
`evalml.utils.woodwork_utils`, 2036

## A

- `abs_error()` (in module `evalml.model_understanding.prediction_explanations.explainers`), 350
- `abs_error()` (in module `evalml.model_understanding.prediction_explanations.explainers`), 460
- `AccuracyBinary` (class in `evalml.objectives`), 599
- `AccuracyBinary` (class in `evalml.objectives.standard_metrics`), 521
- `AccuracyMulticlass` (class in `evalml.objectives`), 601
- `AccuracyMulticlass` (class in `evalml.objectives.standard_metrics`), 523
- `add()` (`evalml.tuners.grid_search_tuner.GridSearchTuner` method), 2014
- `add()` (`evalml.tuners.GridSearchTuner` method), 2021
- `add()` (`evalml.tuners.random_search_tuner.RandomSearchTuner` method), 2016
- `add()` (`evalml.tuners.RandomSearchTuner` method), 2023
- `add()` (`evalml.tuners.skopt_tuner.SKOptTuner` method), 2018
- `add()` (`evalml.tuners.SKOptTuner` method), 2025
- `add()` (`evalml.tuners.Tuner` method), 2026
- `add()` (`evalml.tuners.tuner.Tuner` method), 2019
- `add_result()` (`evalml.automl.automl_algorithm.automl_algorithm.AutoMLAlgorithm` method), 278
- `add_result()` (`evalml.automl.automl_algorithm.AutoMLAlgorithm` method), 287
- `add_result()` (`evalml.automl.automl_algorithm.default_algorithm.DefaultAlgorithm` method), 281
- `add_result()` (`evalml.automl.automl_algorithm.DefaultAlgorithm` method), 290
- `add_result()` (`evalml.automl.automl_algorithm.iterative_algorithm.IterativeAlgorithm` method), 285
- `add_result()` (`evalml.automl.automl_algorithm.IterativeAlgorithm` method), 292
- `add_to_rankings()` (`evalml.automl.automl_search.AutoMLSearch` method), 317
- `add_to_rankings()` (`evalml.automl.AutoMLSearch` method), 333
- `add_to_rankings()` (`evalml.AutoMLSearch` method), 2047
- `all_components()` (in module `evalml.pipelines.components.utils`), 1425
- `all_parameter_types()` (`evalml.data_checks.data_check_action_option.DCAOPParameterType` method), 350
- `all_parameter_types()` (`evalml.data_checks.DCAOPParameterType` method), 416
- `all_problem_types()` (`evalml.problem_types.problem_types.ProblemTypes` method), 2005
- `all_problem_types()` (`evalml.problem_types.ProblemTypes` method), 2012
- `allowed_model_families()` (in module `evalml.pipelines.components.utils`), 1425
- `are_datasets_separated_by_gap_time_index()` (in module `evalml.utils.gen_utils`), 2031
- `are_ts_parameters_valid_for_split()` (in module `evalml.utils.gen_utils`), 2031
- `ARIMAREgressor` (class in `evalml.pipelines`), 1757
- `ARIMAREgressor` (class in `evalml.pipelines.components`), 1434
- `ARIMAREgressor` (class in `evalml.pipelines.components.estimators`), 949
- `ARIMAREgressor` (class in `evalml.pipelines.components.estimators.regressors`), 885
- `ARIMAREgressor` (class in `evalml.pipelines.components.estimators.regressors.arima_regressors`), 814
- `AUC` (class in `evalml.objectives`), 602
- `AUC` (class in `evalml.objectives.standard_metrics`), 525
- `AUCMacro` (class in `evalml.objectives`), 605
- `AUCMacro` (class in `evalml.objectives.standard_metrics`), 527
- `AUCMicro` (class in `evalml.objectives`), 606
- `AUCMicro` (class in `evalml.objectives.standard_metrics`), 529
- `AUCWeighted` (class in `evalml.objectives`), 608
- `AUCWeighted` (class in `evalml.objectives.standard_metrics`), 531
- `AutoMLAlgorithm` (class in `evalml.pipelines.components`), 949

`evalml.automl.automl_algorithm`), 286

`AutoMLAlgorithm` (class in `evalml.automl.automl_algorithm`), 277

`AutoMLAlgorithmException`, 279, 287

`AutoMLConfig` (in module `evalml.automl.utils`), 327

`AutoMLSearch` (class in `evalml`), 2043

`AutoMLSearch` (class in `evalml.automl`), 330

`AutoMLSearch` (class in `evalml.automl.automl_search`), 313

`AutoMLSearchException`, 449, 452

## B

`BalancedAccuracyBinary` (class in `evalml.objectives`), 610

`BalancedAccuracyBinary` (class in `evalml.objectives.standard_metrics`), 532

`BalancedAccuracyMulticlass` (class in `evalml.objectives`), 612

`BalancedAccuracyMulticlass` (class in `evalml.objectives.standard_metrics`), 535

`BaselineClassifier` (class in `evalml.pipelines.components`), 1438

`BaselineClassifier` (class in `evalml.pipelines.components.estimators`), 952

`BaselineClassifier` (class in `evalml.pipelines.components.estimators.classifiers`), 768

`BaselineClassifier` (class in `evalml.pipelines.components.estimators.classifiers.baseline_classifier`), 715

`BaselineRegressor` (class in `evalml.pipelines.components`), 1441

`BaselineRegressor` (class in `evalml.pipelines.components.estimators`), 955

`BaselineRegressor` (class in `evalml.pipelines.components.estimators.regressors`), 888

`BaselineRegressor` (class in `evalml.pipelines.components.estimators.regressors.baseline_regressor`), 819

`BaseMeta` (class in `evalml.utils.base_meta`), 2027

`BaseSampler` (class in `evalml.pipelines.components.transformers.samplers.base_sampler`), 1277

`batch_number` (`evalml.automl.automl_algorithm.automl_algorithm` property), 278

`batch_number` (`evalml.automl.automl_algorithm.AutoMLAlgorithm` property), 287

`batch_number` (`evalml.automl.automl_algorithm.default_algorithm` property), 281

`batch_number` (`evalml.automl.automl_algorithm.DefaultAlgorithm` property), 290

`batch_number` (`evalml.automl.automl_algorithm.iterative_algorithm.IterativeAlgorithm` property), 285

`batch_number` (`evalml.automl.automl_algorithm.IterativeAlgorithm` property), 293

`best_pipeline` (`evalml.automl.automl_search.AutoMLSearch` property), 317

`best_pipeline` (`evalml.AutoMLSearch` property), 334

`best_pipeline` (`evalml.AutoMLSearch` property), 2047

`binary_objective_vs_threshold()` (in module `evalml.model_understanding`), 485

`binary_objective_vs_threshold()` (in module `evalml.model_understanding.visualizations`), 478

`BinaryClassificationObjective` (class in `evalml.objectives`), 614

`BinaryClassificationObjective` (class in `evalml.objectives.binary_classification_objective`), 497

`BinaryClassificationPipeline` (class in `evalml.pipelines`), 1760

`BinaryClassificationPipeline` (class in `evalml.pipelines.binary_classification_pipeline`), 1659

`BinaryClassificationPipelineMixin` (class in `evalml.pipelines.binary_classification_pipeline_mixin`), 1667

`build_engine_from_str()` (in module `evalml.automl.automl_search`), 320

`build_prophet_df()` (`evalml.pipelines.components.estimators.ProphetRegressor` static method), 1016

`build_prophet_df()` (`evalml.pipelines.components.estimators.regressors` static method), 858

`build_prophet_df()` (`evalml.pipelines.components.estimators.regressors` static method), 922

`build_prophet_df()` (`evalml.pipelines.components.ProphetRegressor` static method), 1559

`build_prophet_df()` (`evalml.pipelines.ProphetRegressor` static method), 1872

## C

`calculate_percent_difference()` (`evalml.objectives.AccuracyBinary` class method), 599

`calculate_percent_difference()` (`evalml.objectives.AccuracyMulticlass` class method), 601

`calculate_percent_difference()` (`evalml.objectives.AUC` class method), 603

`calculate_percent_difference()` (`evalml.objectives.AUCMacro` class method), 605



`calculate_percent_difference()`  
 (`evalml.objectives.AUCMicro` class method), 607  
`calculate_percent_difference()`  
 (`evalml.objectives.AUCWeighted` class method), 609  
`calculate_percent_difference()`  
 (`evalml.objectives.BalancedAccuracyBinary` class method), 611  
`calculate_percent_difference()`  
 (`evalml.objectives.BalancedAccuracyMulticlass` class method), 613  
`calculate_percent_difference()`  
 (`evalml.objectives.binary_classification_objective.BinaryClassificationObjective` class method), 498  
`calculate_percent_difference()`  
 (`evalml.objectives.BinaryClassificationObjective` class method), 615  
`calculate_percent_difference()`  
 (`evalml.objectives.cost_benefit_matrix.CostBenefitMatrix` class method), 501  
`calculate_percent_difference()`  
 (`evalml.objectives.CostBenefitMatrix` class method), 618  
`calculate_percent_difference()`  
 (`evalml.objectives.ExpVariance` class method), 620  
`calculate_percent_difference()`  
 (`evalml.objectives.F1` class method), 622  
`calculate_percent_difference()`  
 (`evalml.objectives.F1Macro` class method), 624  
`calculate_percent_difference()`  
 (`evalml.objectives.F1Micro` class method), 626  
`calculate_percent_difference()`  
 (`evalml.objectives.F1Weighted` class method), 627  
`calculate_percent_difference()`  
 (`evalml.objectives.fraud_cost.FraudCost` class method), 504  
`calculate_percent_difference()`  
 (`evalml.objectives.FraudCost` class method), 629  
`calculate_percent_difference()`  
 (`evalml.objectives.Gini` class method), 634  
`calculate_percent_difference()`  
 (`evalml.objectives.lead_scoring.LeadScoring` class method), 507  
`calculate_percent_difference()`  
 (`evalml.objectives.LeadScoring` class method), 636  
`calculate_percent_difference()`  
 (`evalml.objectives.LogLossBinary` class method), 638  
`calculate_percent_difference()`  
 (`evalml.objectives.LogLossMulticlass` class method), 641  
`calculate_percent_difference()`  
 (`evalml.objectives.MAE` class method), 642  
`calculate_percent_difference()`  
 (`evalml.objectives.MAPE` class method), 644  
`calculate_percent_difference()`  
 (`evalml.objectives.MASE` class method), 646  
`calculate_percent_difference()`  
 (`evalml.objectives.MaxError` class method), 648  
`calculate_percent_difference()`  
 (`evalml.objectives.MCCBinary` class method), 650  
`calculate_percent_difference()`  
 (`evalml.objectives.MCCMulticlass` class method), 652  
`calculate_percent_difference()`  
 (`evalml.objectives.MeanSquaredLogError` class method), 653  
`calculate_percent_difference()`  
 (`evalml.objectives.MedianAE` class method), 655  
`calculate_percent_difference()`  
 (`evalml.objectives.MSE` class method), 657  
`calculate_percent_difference()`  
 (`evalml.objectives.multiclass_classification_objective.MulticlassClassificationObjective` class method), 510  
`calculate_percent_difference()`  
 (`evalml.objectives.MulticlassClassificationObjective` class method), 659  
`calculate_percent_difference()`  
 (`evalml.objectives.objective_base.ObjectiveBase` class method), 512  
`calculate_percent_difference()`  
 (`evalml.objectives.ObjectiveBase` class method), 661  
`calculate_percent_difference()`  
 (`evalml.objectives.Precision` class method), 664  
`calculate_percent_difference()`  
 (`evalml.objectives.PrecisionMacro` class method), 666  
`calculate_percent_difference()`  
 (`evalml.objectives.PrecisionMicro` class method), 668  
`calculate_percent_difference()`  
 (`evalml.objectives.PrecisionWeighted` class method), 669  
`calculate_percent_difference()`

<code>(evalml.objectives.R2 class method)</code> , 671	<code>class method</code> ), 533
<code>calculate_percent_difference()</code> <code>(evalml.objectives.Recall class method)</code> , 673	<code>calculate_percent_difference()</code> <code>(evalml.objectives.standard_metrics.BalancedAccuracyMulticlass class method)</code> , 535
<code>calculate_percent_difference()</code> <code>(evalml.objectives.RecallMacro class method)</code> , 675	<code>calculate_percent_difference()</code> <code>(evalml.objectives.standard_metrics.ExpVariance class method)</code> , 537
<code>calculate_percent_difference()</code> <code>(evalml.objectives.RecallMicro class method)</code> , 677	<code>calculate_percent_difference()</code> <code>(evalml.objectives.standard_metrics.F1 class method)</code> , 539
<code>calculate_percent_difference()</code> <code>(evalml.objectives.RecallWeighted class method)</code> , 679	<code>calculate_percent_difference()</code> <code>(evalml.objectives.standard_metrics.FIMacro class method)</code> , 541
<code>calculate_percent_difference()</code> <code>(evalml.objectives.regression_objective.RegressionObjective class method)</code> , 515	<code>calculate_percent_difference()</code> <code>(evalml.objectives.standard_metrics.FIMicro class method)</code> , 543
<code>calculate_percent_difference()</code> <code>(evalml.objectives.RegressionObjective class method)</code> , 681	<code>calculate_percent_difference()</code> <code>(evalml.objectives.standard_metrics.FIWeighted class method)</code> , 544
<code>calculate_percent_difference()</code> <code>(evalml.objectives.RootMeanSquaredError class method)</code> , 683	<code>calculate_percent_difference()</code> <code>(evalml.objectives.standard_metrics.Gini class method)</code> , 546
<code>calculate_percent_difference()</code> <code>(evalml.objectives.RootMeanSquaredLogError class method)</code> , 685	<code>calculate_percent_difference()</code> <code>(evalml.objectives.standard_metrics.LogLossBinary class method)</code> , 548
<code>calculate_percent_difference()</code> <code>(evalml.objectives.sensitivity_low_alert.SensitivityLowAlert class method)</code> , 518	<code>calculate_percent_difference()</code> <code>(evalml.objectives.standard_metrics.LogLossMulticlass class method)</code> , 551
<code>calculate_percent_difference()</code> <code>(evalml.objectives.SensitivityLowAlert class method)</code> , 687	<code>calculate_percent_difference()</code> <code>(evalml.objectives.standard_metrics.MAE class method)</code> , 552
<code>calculate_percent_difference()</code> <code>(evalml.objectives.SMAPE class method)</code> , 689	<code>calculate_percent_difference()</code> <code>(evalml.objectives.standard_metrics.MAPE class method)</code> , 554
<code>calculate_percent_difference()</code> <code>(evalml.objectives.standard_metrics.AccuracyBinary class method)</code> , 522	<code>calculate_percent_difference()</code> <code>(evalml.objectives.standard_metrics.MASE class method)</code> , 556
<code>calculate_percent_difference()</code> <code>(evalml.objectives.standard_metrics.AccuracyMulticlass class method)</code> , 524	<code>calculate_percent_difference()</code> <code>(evalml.objectives.standard_metrics.MaxError class method)</code> , 558
<code>calculate_percent_difference()</code> <code>(evalml.objectives.standard_metrics.AUC class method)</code> , 526	<code>calculate_percent_difference()</code> <code>(evalml.objectives.standard_metrics.MCCBinary class method)</code> , 560
<code>calculate_percent_difference()</code> <code>(evalml.objectives.standard_metrics.AUCMacro class method)</code> , 528	<code>calculate_percent_difference()</code> <code>(evalml.objectives.standard_metrics.MCCMulticlass class method)</code> , 562
<code>calculate_percent_difference()</code> <code>(evalml.objectives.standard_metrics.AUCMicro class method)</code> , 530	<code>calculate_percent_difference()</code> <code>(evalml.objectives.standard_metrics.MeanSquaredLogError class method)</code> , 563
<code>calculate_percent_difference()</code> <code>(evalml.objectives.standard_metrics.AUCWeighted class method)</code> , 531	<code>calculate_percent_difference()</code> <code>(evalml.objectives.standard_metrics.MedianAE class method)</code> , 565
<code>calculate_percent_difference()</code> <code>(evalml.objectives.standard_metrics.BalancedAccuracyBinary class method)</code> , 533	<code>calculate_percent_difference()</code> <code>(evalml.objectives.standard_metrics.MSE class method)</code> , 567

*class method*), 567  
 calculate\_percent\_difference() (evalml.objectives.standard\_metrics.Precision *class method*), 569  
 calculate\_percent\_difference() (evalml.objectives.standard\_metrics.PrecisionMacro *class method*), 571  
 calculate\_percent\_difference() (evalml.objectives.standard\_metrics.PrecisionMicro *class method*), 573  
 calculate\_percent\_difference() (evalml.objectives.standard\_metrics.PrecisionWeighted *class method*), 574  
 calculate\_percent\_difference() (evalml.objectives.standard\_metrics.R2 *class method*), 576  
 calculate\_percent\_difference() (evalml.objectives.standard\_metrics.Recall *class method*), 578  
 calculate\_percent\_difference() (evalml.objectives.standard\_metrics.RecallMacro *class method*), 580  
 calculate\_percent\_difference() (evalml.objectives.standard\_metrics.RecallMicro *class method*), 582  
 calculate\_percent\_difference() (evalml.objectives.standard\_metrics.RecallWeighted *class method*), 584  
 calculate\_percent\_difference() (evalml.objectives.standard\_metrics.RootMeanSquareError *class method*), 585  
 calculate\_percent\_difference() (evalml.objectives.standard\_metrics.RootMeanSquareErrorLogP *class method*), 587  
 calculate\_percent\_difference() (evalml.objectives.standard\_metrics.SMAPE *class method*), 589  
 calculate\_percent\_difference() (evalml.objectives.time\_series\_regression\_objective *class method*), 591  
 calculate\_permutation\_importance() (in module evalml.model\_understanding), 485  
 calculate\_permutation\_importance() (in module evalml.model\_understanding.permutation\_importance), 476  
 calculate\_permutation\_importance\_one\_column() (in module evalml.model\_understanding), 485  
 calculate\_permutation\_importance\_one\_column() (in module evalml.model\_understanding.permutation\_importance), 476  
 can\_optimize\_threshold (evalml.objectives.AccuracyBinary *property*), 600  
 can\_optimize\_threshold (evalml.objectives.AUC *property*), 604  
 can\_optimize\_threshold (evalml.objectives.BalancedAccuracyBinary *property*), 611  
 can\_optimize\_threshold (evalml.objectives.binary\_classification\_objective.BinaryClassificationObjective *property*), 498  
 can\_optimize\_threshold (evalml.objectives.BinaryClassificationObjective *property*), 615  
 can\_optimize\_threshold (evalml.objectives.cost\_benefit\_matrix.CostBenefitMatrix *property*), 502  
 can\_optimize\_threshold (evalml.objectives.CostBenefitMatrix *property*), 618  
 can\_optimize\_threshold (evalml.objectives.F1 *property*), 622  
 can\_optimize\_threshold (evalml.objectives.fraud\_cost.FraudCost *property*), 505  
 can\_optimize\_threshold (evalml.objectives.FraudCost *property*), 630  
 can\_optimize\_threshold (evalml.objectives.Gini *property*), 634  
 can\_optimize\_threshold (evalml.objectives.lead\_scoring.LeadScoring *property*), 507  
 can\_optimize\_threshold (evalml.objectives.LeadScoring *property*), 636  
 can\_optimize\_threshold (evalml.objectives.LogLossBinary *property*), 639  
 can\_optimize\_threshold (evalml.objectives.MCCBinary *property*), 650  
 can\_optimize\_threshold (evalml.objectives.Precision *property*), 664  
 can\_optimize\_threshold (evalml.objectives.Recall *property*), 673  
 can\_optimize\_threshold (evalml.objectives.sensitivity\_low\_alert.SensitivityLowAlert *property*), 518  
 can\_optimize\_threshold (evalml.objectives.SensitivityLowAlert *property*), 687  
 can\_optimize\_threshold (evalml.objectives.standard\_metrics.AccuracyBinary *property*), 522  
 can\_optimize\_threshold (evalml.objectives.standard\_metrics.AUC *property*), 526

<code>can_optimize_threshold</code> ( <code>evalml.objectives.standard_metrics.BalancedAccuracyBinary</code> property), 534	<code>can_tune_threshold_with_objective()</code> ( <code>evalml.pipelines.RegressionPipeline</code> method), 1882
<code>can_optimize_threshold</code> ( <code>evalml.objectives.standard_metrics.F1</code> property), 539	<code>can_tune_threshold_with_objective()</code> ( <code>evalml.pipelines.time_series_classification_pipelines.TimeSeries</code> method), 1712
<code>can_optimize_threshold</code> ( <code>evalml.objectives.standard_metrics.Gini</code> property), 547	<code>can_tune_threshold_with_objective()</code> ( <code>evalml.pipelines.time_series_classification_pipelines.TimeSeries</code> method), 1720
<code>can_optimize_threshold</code> ( <code>evalml.objectives.standard_metrics.LogLossBinary</code> property), 549	<code>can_tune_threshold_with_objective()</code> ( <code>evalml.pipelines.time_series_classification_pipelines.TimeSeries</code> method), 1727
<code>can_optimize_threshold</code> ( <code>evalml.objectives.standard_metrics.MCCBinary</code> property), 560	<code>can_tune_threshold_with_objective()</code> ( <code>evalml.pipelines.time_series_pipeline_base.TimeSeriesPipelineB</code> method), 1735
<code>can_optimize_threshold</code> ( <code>evalml.objectives.standard_metrics.Precision</code> property), 569	<code>can_tune_threshold_with_objective()</code> ( <code>evalml.pipelines.time_series_regression_pipeline.TimeSeriesReg</code> method), 1743
<code>can_optimize_threshold</code> ( <code>evalml.objectives.standard_metrics.Recall</code> property), 578	<code>can_tune_threshold_with_objective()</code> ( <code>evalml.pipelines.TimeSeriesBinaryClassificationPipeline</code> method), 1920
<code>can_tune_threshold_with_objective()</code> ( <code>evalml.pipelines.binary_classification_pipeline.BinaryClassif</code> method), 1662	<code>can_tune_threshold_with_objective()</code> ( <code>evalml.pipelines.TimeSeriesClassificationPipeline</code> method), 1927
<code>can_tune_threshold_with_objective()</code> ( <code>evalml.pipelines.BinaryClassificationPipeline</code> method), 1763	<code>can_tune_threshold_with_objective()</code> ( <code>evalml.pipelines.TimeSeriesMulticlassClassificationPipeline</code> method), 1941
<code>can_tune_threshold_with_objective()</code> ( <code>evalml.pipelines.classification_pipeline.ClassificationPipel</code> method), 1669	<code>can_tune_threshold_with_objective()</code> ( <code>evalml.pipelines.TimeSeriesRegressionPipeline</code> method), 1948
<code>can_tune_threshold_with_objective()</code> ( <code>evalml.pipelines.ClassificationPipeline</code> method), 1775	<code>cancel()</code> ( <code>evalml.automl.engine.cf_engine.CFComputation</code> method), 294
<code>can_tune_threshold_with_objective()</code> ( <code>evalml.pipelines.multiclass_classification_pipeline.Multiclas</code> method), 1682	<code>cancel()</code> ( <code>evalml.automl.engine.dask_engine.DaskComputation</code> method), 297
<code>can_tune_threshold_with_objective()</code> ( <code>evalml.pipelines.MulticlassClassificationPipeline</code> method), 1843	<code>cancel()</code> ( <code>evalml.automl.engine.EngineComputation</code> method), 300
<code>can_tune_threshold_with_objective()</code> ( <code>evalml.pipelines.multiseries_regression_pipeline.Multiseries</code> method), 1689	<code>cancel()</code> ( <code>evalml.automl.engine.EngineComputation</code> method), 309
<code>can_tune_threshold_with_objective()</code> ( <code>evalml.pipelines.MultiseriesRegressionPipeline</code> method), 1849	<code>cancel()</code> ( <code>evalml.automl.engine.sequential_engine.SequentialComputat</code> method), 303
<code>can_tune_threshold_with_objective()</code> ( <code>evalml.pipelines.pipeline_base.PipelineBase</code> method), 1697	<code>CatBoostClassifier</code> (class in <code>evalml.pipelines</code> ), 1767
<code>can_tune_threshold_with_objective()</code> ( <code>evalml.pipelines.PipelineBase</code> method), 1866	<code>CatBoostClassifier</code> (class in <code>evalml.pipelines.components</code> ), 1444
<code>can_tune_threshold_with_objective()</code> ( <code>evalml.pipelines.regression_pipeline.RegressionPipeli</code> method), 1705	<code>CatBoostClassifier</code> (class in <code>evalml.pipelines.components.estimators</code> ), 958
	<code>CatBoostClassifier</code> (class in <code>evalml.pipelines.components.estimators.classifiers</code> ), 771
	<code>CatBoostClassifier</code> (class in <code>evalml.pipelines.components.estimators.classifiers.catboost_class</code> ), 719
	<code>CatBoostRegressor</code> (class in <code>evalml.pipelines</code> ), 1770
	<code>CatBoostRegressor</code> (class in <code>evalml.pipelines.components.estimators.classifiers</code> ), 771

<code>evalml.pipelines.components</code> ), 1448	<code>property</code> ), 1763
<code>CatBoostRegressor</code> (class in <code>classes_</code> ( <code>evalml.pipelines.classification_pipeline.ClassificationPipeline</code> <code>evalml.pipelines.components.estimators</code> ), 962	<code>property</code> ), 1670
<code>CatBoostRegressor</code> (class in <code>classes_</code> ( <code>evalml.pipelines.ClassificationPipeline</code> <code>evalml.pipelines.components.estimators.regressors</code> ), 891	<code>property</code> ), 1776
<code>CatBoostRegressor</code> (class in <code>classes_</code> ( <code>evalml.pipelines.components.BaselineClassifier</code> <code>evalml.pipelines.components.estimators.regressors.catboost_regressor</code> ), 823	<code>property</code> ), 1439
<code>categories()</code> ( <code>evalml.pipelines.components.OneHotEncoder</code> <code>method</code> ), 1540	<code>property</code> ), 153
<code>categories()</code> ( <code>evalml.pipelines.components.OrdinalEncoder</code> <code>method</code> ), 1543	<code>classes_</code> ( <code>evalml.pipelines.components.estimators.classifiers.baseline_classifier</code> <code>property</code> ), 716
<code>categories()</code> ( <code>evalml.pipelines.components.transformers.encoders.one_hot_encoder</code> <code>method</code> ), 1069	<code>classes_</code> ( <code>evalml.pipelines.components.estimators.classifiers.baseline_classifier</code> <code>property</code> ), 769
<code>categories()</code> ( <code>evalml.pipelines.components.transformers.encoders.one_hot_encoder</code> <code>method</code> ), 1084	<code>classes_</code> ( <code>evalml.pipelines.multiclass_classification_pipeline.MulticlassClassificationPipeline</code> <code>property</code> ), 1087
<code>categories()</code> ( <code>evalml.pipelines.components.transformers.encoders.ordinal_encoder</code> <code>method</code> ), 1073	<code>classes_</code> ( <code>evalml.pipelines.MulticlassClassificationPipeline</code> <code>property</code> ), 1087
<code>categories()</code> ( <code>evalml.pipelines.components.transformers.encoders.ordinal_encoder</code> <code>method</code> ), 1087	<code>classes_</code> ( <code>evalml.pipelines.time_series_classification_pipelines.TimeSeriesClassificationPipeline</code> <code>property</code> ), 1728
<code>categories()</code> ( <code>evalml.pipelines.components.transformers.OneHotEncoder</code> <code>method</code> ), 1349	<code>classes_</code> ( <code>evalml.pipelines.TimeSeriesBinaryClassificationPipeline</code> <code>property</code> ), 1920
<code>categories()</code> ( <code>evalml.pipelines.components.transformers.OrdinalEncoder</code> <code>method</code> ), 1353	<code>classes_</code> ( <code>evalml.pipelines.TimeSeriesClassificationPipeline</code> <code>property</code> ), 1927
<code>categories()</code> ( <code>evalml.pipelines.OneHotEncoder</code> <code>method</code> ), 1857	<code>classes_</code> ( <code>evalml.pipelines.TimeSeriesMulticlassClassificationPipeline</code> <code>property</code> ), 1941
<code>categories()</code> ( <code>evalml.pipelines.OrdinalEncoder</code> <code>method</code> ), 1860	<code>ClassificationPipeline</code> (class in <code>evalml.pipelines</code> ), 1774
<code>CFClient</code> (class in <code>evalml.automl.engine.cf_engine</code> ), 294	<code>ClassificationPipeline</code> (class in <code>evalml.pipelines.classification_pipeline</code> ), 1668
<code>CFComputation</code> (class in <code>evalml.automl.engine.cf_engine</code> ), 294	<code>ClassImbalanceDataCheck</code> (class in <code>evalml.data_checks</code> ), 400
<code>CFEngine</code> (class in <code>evalml.automl.engine</code> ), 305	<code>ClassImbalanceDataCheck</code> (class in <code>evalml.data_checks.class_imbalance_data_check</code> ), 343
<code>check_all_pipeline_names_unique()</code> (in module <code>evalml.automl.utils</code> ), 327	<code>clone()</code> ( <code>evalml.pipelines.classification_pipeline.BinaryClassificationPipeline</code> <code>method</code> ), 1662
<code>check_distribution()</code> (in module <code>evalml.model_understanding.metrics</code> ), 470	<code>clone()</code> ( <code>evalml.pipelines.classification_pipeline.BinaryClassificationPipeline</code> <code>method</code> ), 1662
<code>check_for_fit()</code> ( <code>evalml.pipelines.components.component_base</code> <code>class method</code> ), 1424	<code>clone()</code> ( <code>evalml.pipelines.classification_pipeline.BinaryClassificationPipeline</code> <code>method</code> ), 1662
<code>check_for_fit()</code> ( <code>evalml.pipelines.components.ComponentBase</code> <code>class method</code> ), 1454	<code>clone()</code> ( <code>evalml.pipelines.classification_pipeline.BinaryClassificationPipeline</code> <code>method</code> ), 1662
<code>check_for_fit()</code> ( <code>evalml.pipelines.components.transformers.one_hot_encoder</code> <code>class method</code> ), 1071	<code>clone()</code> ( <code>evalml.pipelines.classification_pipeline.BinaryClassificationPipeline</code> <code>method</code> ), 1662
<code>check_for_fit()</code> ( <code>evalml.pipelines.components.transformers.one_hot_encoder</code> <code>class method</code> ), 1076	<code>clone()</code> ( <code>evalml.pipelines.classification_pipeline.BinaryClassificationPipeline</code> <code>method</code> ), 1662
<code>check_for_fit()</code> ( <code>evalml.pipelines.components.transformers.one_hot_encoder</code> <code>class method</code> ), 1144	<code>clone()</code> ( <code>evalml.pipelines.classification_pipeline.BinaryClassificationPipeline</code> <code>method</code> ), 1662
<code>check_for_fit()</code> ( <code>evalml.pipelines.pipeline_meta.PipelineMeta</code> <code>class method</code> ), 1702	<code>clone()</code> ( <code>evalml.pipelines.classification_pipeline.BinaryClassificationPipeline</code> <code>method</code> ), 1662
<code>classes_</code> ( <code>evalml.pipelines.binary_classification_pipeline.ClassificationPipeline</code> <code>property</code> ), 1662	<code>clone()</code> ( <code>evalml.pipelines.classification_pipeline.BinaryClassificationPipeline</code> <code>method</code> ), 1662
<code>classes_</code> ( <code>evalml.pipelines.BinaryClassificationPipeline</code> <code>clone()</code> ( <code>evalml.pipelines.ClassificationPipeline</code> <code>method</code> ), 1670	



method), 1776

`clone()` (`evalml.pipelines.components.ARIMARegressor` method), 1436

`clone()` (`evalml.pipelines.components.BaselineClassifier` method), 1439

`clone()` (`evalml.pipelines.components.BaselineRegressor` method), 1442

`clone()` (`evalml.pipelines.components.CatBoostClassifier` method), 1446

`clone()` (`evalml.pipelines.components.CatBoostRegressor` method), 1449

`clone()` (`evalml.pipelines.components.component_base.ComponentBase` method), 1421

`clone()` (`evalml.pipelines.components.ComponentBase` method), 1452

`clone()` (`evalml.pipelines.components.DateTimeFeaturizer` method), 1455

`clone()` (`evalml.pipelines.components.DecisionTreeClassifier` method), 1458

`clone()` (`evalml.pipelines.components.DecisionTreeRegressor` method), 1462

`clone()` (`evalml.pipelines.components.DFSTransformer` method), 1465

`clone()` (`evalml.pipelines.components.DropColumns` method), 1468

`clone()` (`evalml.pipelines.components.DropNaNRowsTransformer` method), 1470

`clone()` (`evalml.pipelines.components.DropNullColumns` method), 1473

`clone()` (`evalml.pipelines.components.DropRowsTransformer` method), 1475

`clone()` (`evalml.pipelines.components.ElasticNetClassifier` method), 1478

`clone()` (`evalml.pipelines.components.ElasticNetRegressor` method), 1481

`clone()` (`evalml.pipelines.components.EmailFeaturizer` method), 1484

`clone()` (`evalml.pipelines.components.ensemble.stacked_ensemble_base.StackedEnsembleBase` method), 692

`clone()` (`evalml.pipelines.components.ensemble.stacked_ensemble_base.StackedEnsembleClassifier` method), 696

`clone()` (`evalml.pipelines.components.ensemble.stacked_ensemble_base.StackedEnsembleRegressor` method), 700

`clone()` (`evalml.pipelines.components.ensemble.StackedEnsembleBase` method), 704

`clone()` (`evalml.pipelines.components.ensemble.StackedEnsembleClassifier` method), 708

`clone()` (`evalml.pipelines.components.ensemble.StackedEnsembleRegressor` method), 712

`clone()` (`evalml.pipelines.components.Estimator` method), 1487

`clone()` (`evalml.pipelines.components.estimators.ARIMARegressor` method), 950

`clone()` (`evalml.pipelines.components.estimators.BaselineClassifier` method), 953

`clone()` (`evalml.pipelines.components.estimators.BaselineRegressor` method), 956

`clone()` (`evalml.pipelines.components.estimators.CatBoostClassifier` method), 960

`clone()` (`evalml.pipelines.components.estimators.CatBoostRegressor` method), 963

`clone()` (`evalml.pipelines.components.estimators.classifiers.baseline_classifier.BaselineClassifier` method), 716

`clone()` (`evalml.pipelines.components.estimators.classifiers.BaselineClassifier` method), 769

`clone()` (`evalml.pipelines.components.estimators.classifiers.catboost_classifier.CatBoostClassifier` method), 720

`clone()` (`evalml.pipelines.components.estimators.classifiers.CatBoostClassifier` method), 773

`clone()` (`evalml.pipelines.components.estimators.classifiers.decision_tree_classifier.DecisionTreeClassifier` method), 724

`clone()` (`evalml.pipelines.components.estimators.classifiers.DecisionTreeClassifier` method), 776

`clone()` (`evalml.pipelines.components.estimators.classifiers.elasticnet_classifier.ElasticNetClassifier` method), 728

`clone()` (`evalml.pipelines.components.estimators.classifiers.ElasticNetClassifier` method), 780

`clone()` (`evalml.pipelines.components.estimators.classifiers.et_classifier.ExtraTreesClassifier` method), 732

`clone()` (`evalml.pipelines.components.estimators.classifiers.ExtraTreesClassifier` method), 784

`clone()` (`evalml.pipelines.components.estimators.classifiers.kneighbors_classifier.KNeighborsClassifier` method), 736

`clone()` (`evalml.pipelines.components.estimators.classifiers.KNeighborsClassifier` method), 788

`clone()` (`evalml.pipelines.components.estimators.classifiers.lightgbm_classifier.LightGBMClassifier` method), 740

`clone()` (`evalml.pipelines.components.estimators.classifiers.LightGBMClassifier` method), 791

`clone()` (`evalml.pipelines.components.estimators.classifiers.logistic_regression.LogisticRegression` method), 744

`clone()` (`evalml.pipelines.components.estimators.classifiers.LogisticRegression` method), 795

`clone()` (`evalml.pipelines.components.estimators.classifiers.RandomForestClassifier` method), 798

`clone()` (`evalml.pipelines.components.estimators.classifiers.rf_classifier.RandomForestClassifier` method), 748

`clone()` (`evalml.pipelines.components.estimators.classifiers.svm_classifier.SVMClassifier` method), 752

`clone()` (`evalml.pipelines.components.estimators.classifiers.SVMClassifier` method), 801

`clone()` (`evalml.pipelines.components.estimators.classifiers.vowpal_wabbit.VowpalWabbitClassifier` method), 755

`clone()` (`evalml.pipelines.components.estimators.classifiers.vowpal_wabbit.VowpalWabbitClassifier` method), 759

`clone()` (`evalml.pipelines.components.estimators.classifiers.vowpal_wabbit.VowpalWabbitClassifier` method), 762

`clone()` (`evalml.pipelines.components.estimators.classifiers.VowpalWabbitClassifier` method), 762



method), 881

`clone()` (`evalml.pipelines.components.estimators.regressors.XGBoostRegressor` method), 942

`clone()` (`evalml.pipelines.components.estimators.SVMClassifier` method), 1025

`clone()` (`evalml.pipelines.components.estimators.SVMRegressor` method), 1029

`clone()` (`evalml.pipelines.components.estimators.TimeSeriesRegressor` method), 1032

`clone()` (`evalml.pipelines.components.estimators.VARMAXRegressor` method), 1035

`clone()` (`evalml.pipelines.components.estimators.VowpalWabbitClassifier` method), 1038

`clone()` (`evalml.pipelines.components.estimators.VowpalWabbitMulticlassClassifier` method), 1041

`clone()` (`evalml.pipelines.components.estimators.VowpalWabbitRegressor` method), 1044

`clone()` (`evalml.pipelines.components.estimators.XGBoostClassifier` method), 1048

`clone()` (`evalml.pipelines.components.estimators.XGBoostRegressor` method), 1051

`clone()` (`evalml.pipelines.components.ExponentialSmoothingRegressor` method), 1490

`clone()` (`evalml.pipelines.components.ExtraTreesClassifier` method), 1494

`clone()` (`evalml.pipelines.components.ExtraTreesRegressor` method), 1498

`clone()` (`evalml.pipelines.components.FeatureSelector` method), 1501

`clone()` (`evalml.pipelines.components.Imputer` method), 1504

`clone()` (`evalml.pipelines.components.KNeighborsClassifier` method), 1507

`clone()` (`evalml.pipelines.components.LabelEncoder` method), 1510

`clone()` (`evalml.pipelines.components.LightGBMClassifier` method), 1513

`clone()` (`evalml.pipelines.components.LightGBMRegressor` method), 1517

`clone()` (`evalml.pipelines.components.LinearDiscriminantAnalysis` method), 1520

`clone()` (`evalml.pipelines.components.LinearRegressor` method), 1522

`clone()` (`evalml.pipelines.components.LogisticRegressionClassifier` method), 1526

`clone()` (`evalml.pipelines.components.LogTransformer` method), 1529

`clone()` (`evalml.pipelines.components.LSA` method), 1531

`clone()` (`evalml.pipelines.components.MultiseriesTimeSeriesBaselineEstimator` method), 1534

`clone()` (`evalml.pipelines.components.NaturalLanguageFeaturizer` method), 1537

`clone()` (`evalml.pipelines.components.OneHotEncoder` method), 1540

`clone()` (`evalml.pipelines.components.OrdinalEncoder` method), 1543

`clone()` (`evalml.pipelines.components.Oversampler` method), 1546

`clone()` (`evalml.pipelines.components.PCA` method), 1549

`clone()` (`evalml.pipelines.components.PerColumnImputer` method), 1551

`clone()` (`evalml.pipelines.components.PolynomialDecomposer` method), 1554

`clone()` (`evalml.pipelines.components.ProphetRegressor` method), 1560

`clone()` (`evalml.pipelines.components.RandomForestClassifier` method), 1562

`clone()` (`evalml.pipelines.components.RandomForestRegressor` method), 1565

`clone()` (`evalml.pipelines.components.ReplaceNullableTypes` method), 1568

`clone()` (`evalml.pipelines.components.RFClassifierRFSelector` method), 1571

`clone()` (`evalml.pipelines.components.RFClassifierSelectFromModel` method), 1574

`clone()` (`evalml.pipelines.components.RFRegressorRFSelector` method), 1577

`clone()` (`evalml.pipelines.components.RFRegressorSelectFromModel` method), 1580

`clone()` (`evalml.pipelines.components.SelectByType` method), 1582

`clone()` (`evalml.pipelines.components.SelectColumns` method), 1585

`clone()` (`evalml.pipelines.components.SimpleImputer` method), 1587

`clone()` (`evalml.pipelines.components.StackedEnsembleBase` method), 1590

`clone()` (`evalml.pipelines.components.StackedEnsembleClassifier` method), 1594

`clone()` (`evalml.pipelines.components.StackedEnsembleRegressor` method), 1598

`clone()` (`evalml.pipelines.components.StandardScaler` method), 1601

`clone()` (`evalml.pipelines.components.STLDecomposer` method), 1604

`clone()` (`evalml.pipelines.components.SVMClassifier` method), 1609

`clone()` (`evalml.pipelines.components.SVMRegressor` method), 1612

`clone()` (`evalml.pipelines.components.TargetEncoder` method), 1615

`clone()` (`evalml.pipelines.components.TargetImputer` method), 1618

`clone()` (`evalml.pipelines.components.TimeSeriesBaselineEstimator` method), 1621

`clone()` (`evalml.pipelines.components.TimeSeriesFeaturizer` method), 1621



method), 1624

clone() (evalml.pipelines.components.TimeSeriesImputer method), 1627

clone() (evalml.pipelines.components.TimeSeriesRegularizer method), 1630

clone() (evalml.pipelines.components.Transformer method), 1633

clone() (evalml.pipelines.components.transformers.column\_censor.Columncensor method), 1299

clone() (evalml.pipelines.components.transformers.column\_censor.DropColumns method), 1301

clone() (evalml.pipelines.components.transformers.column\_censor.SelectByType method), 1304

clone() (evalml.pipelines.components.transformers.column\_censor.SelectColumns method), 1306

clone() (evalml.pipelines.components.transformers.DateTickFrequency method), 1313

clone() (evalml.pipelines.components.transformers.DFTransformer method), 1316

clone() (evalml.pipelines.components.transformers.dimensions.DimensionalityReduction method), 1054

clone() (evalml.pipelines.components.transformers.dimensions.DimensionalityIncrease method), 1060

clone() (evalml.pipelines.components.transformers.dimensions.DimensionalityPreserving method), 1062

clone() (evalml.pipelines.components.transformers.dimensions.DimensionalityReduction method), 1057

clone() (evalml.pipelines.components.transformers.DropColumns method), 1319

clone() (evalml.pipelines.components.transformers.DropNullRows method), 1321

clone() (evalml.pipelines.components.transformers.DropNullColumns method), 1323

clone() (evalml.pipelines.components.transformers.DropRows method), 1326

clone() (evalml.pipelines.components.transformers.EmailFeature method), 1328

clone() (evalml.pipelines.components.transformers.encoder.BinaryEncoder method), 1065

clone() (evalml.pipelines.components.transformers.encoder.BinaryEncoder method), 1081

clone() (evalml.pipelines.components.transformers.encoder.BinaryEncoder method), 1069

clone() (evalml.pipelines.components.transformers.encoder.BinaryEncoder method), 1084

clone() (evalml.pipelines.components.transformers.encoder.BinaryEncoder method), 1074

clone() (evalml.pipelines.components.transformers.encoder.BinaryEncoder method), 1088

clone() (evalml.pipelines.components.transformers.encoder.BinaryEncoder method), 1078

clone() (evalml.pipelines.components.transformers.encoder.BinaryEncoder method), 1090

clone() (evalml.pipelines.components.transformers.feature\_selection.FeatureSelector method), 1094

clone() (evalml.pipelines.components.transformers.feature\_selection.FeatureSelector method), 1113

clone() (evalml.pipelines.components.transformers.feature\_selection.recursive\_feature\_elimination.RecursiveFeatureElimination method), 1097

clone() (evalml.pipelines.components.transformers.feature\_selection.recursive\_feature\_elimination.RecursiveFeatureElimination method), 1100

clone() (evalml.pipelines.components.transformers.feature\_selection.recursive\_feature\_elimination.RecursiveFeatureElimination method), 1103

clone() (evalml.pipelines.components.transformers.feature\_selection.rf\_classifier.RandomForestClassifier method), 1107

clone() (evalml.pipelines.components.transformers.feature\_selection.rf\_classifier.RandomForestClassifier method), 1110

clone() (evalml.pipelines.components.transformers.feature\_selection.RFClassifier method), 1117

clone() (evalml.pipelines.components.transformers.feature\_selection.RFClassifier method), 1120

clone() (evalml.pipelines.components.transformers.feature\_selection.RFR method), 1123

clone() (evalml.pipelines.components.transformers.feature\_selection.RFR method), 1126

clone() (evalml.pipelines.components.transformers.FeatureSelector method), 1331

clone() (evalml.pipelines.components.transformers.Imputer method), 1334

clone() (evalml.pipelines.components.transformers.imputers.Imputer method), 1149

clone() (evalml.pipelines.components.transformers.imputers.imputer.Imputer method), 1130

clone() (evalml.pipelines.components.transformers.imputers.knn\_imputer.KNNImputer method), 1133

clone() (evalml.pipelines.components.transformers.imputers.KNNImputer method), 1151

clone() (evalml.pipelines.components.transformers.imputers.per\_column\_imputer.PerColumnImputer method), 1136

clone() (evalml.pipelines.components.transformers.imputers.PerColumnImputer method), 1154

clone() (evalml.pipelines.components.transformers.imputers.simple\_imputer.SimpleImputer method), 1139

clone() (evalml.pipelines.components.transformers.imputers.SimpleImputer method), 1157

clone() (evalml.pipelines.components.transformers.imputers.target\_imputer.TargetImputer method), 1142

clone() (evalml.pipelines.components.transformers.imputers.TargetImputer method), 1159

clone() (evalml.pipelines.components.transformers.imputers.time\_series\_imputer.TimeSeriesImputer method), 1146

clone() (evalml.pipelines.components.transformers.imputers.TimeSeriesImputer method), 1162

clone() (evalml.pipelines.components.transformers.LabelEncoder method), 1336

clone() (evalml.pipelines.components.transformers.LinearDiscriminantAnalysis method), 1339

clone() (evalml.pipelines.components.transformers.LogTransformer method), 1339



[method](#)), 1296  
[clone\(\)](#) ([evalml.pipelines.components.transformers.SelectByTime](#) method), 1383  
[clone\(\)](#) ([evalml.pipelines.components.transformers.SelectByTime](#) method), 1385  
[clone\(\)](#) ([evalml.pipelines.components.transformers.SimpleImputer](#) method), 1388  
[clone\(\)](#) ([evalml.pipelines.components.transformers.StandardScaler](#) method), 1390  
[clone\(\)](#) ([evalml.pipelines.components.transformers.STLDecomposer](#) method), 1393  
[clone\(\)](#) ([evalml.pipelines.components.transformers.TargetEncoder](#) method), 1398  
[clone\(\)](#) ([evalml.pipelines.components.transformers.TargetEncoder](#) method), 1401  
[clone\(\)](#) ([evalml.pipelines.components.transformers.TimeSeriesFeaturizer](#) method), 1404  
[clone\(\)](#) ([evalml.pipelines.components.transformers.TimeSeriesFeaturizer](#) method), 1407  
[clone\(\)](#) ([evalml.pipelines.components.transformers.TimeSeriesFeaturizer](#) method), 1410  
[clone\(\)](#) ([evalml.pipelines.components.transformers.Transformers](#) method), 1413  
[clone\(\)](#) ([evalml.pipelines.components.transformers.transformers](#) method), 1309  
[clone\(\)](#) ([evalml.pipelines.components.transformers.Undersampler](#) method), 1416  
[clone\(\)](#) ([evalml.pipelines.components.transformers.URLFeaturizer](#) method), 1418  
[clone\(\)](#) ([evalml.pipelines.components.Undersampler](#) method), 1636  
[clone\(\)](#) ([evalml.pipelines.components.URLFeaturizer](#) method), 1638  
[clone\(\)](#) ([evalml.pipelines.components.VARMAXRegressor](#) method), 1641  
[clone\(\)](#) ([evalml.pipelines.components.VowpalWabbitBinaryClassifier](#) method), 1644  
[clone\(\)](#) ([evalml.pipelines.components.VowpalWabbitMulticlassClassifier](#) method), 1647  
[clone\(\)](#) ([evalml.pipelines.components.VowpalWabbitRegressor](#) method), 1650  
[clone\(\)](#) ([evalml.pipelines.components.XGBoostClassifier](#) method), 1654  
[clone\(\)](#) ([evalml.pipelines.components.XGBoostRegressor](#) method), 1657  
[clone\(\)](#) ([evalml.pipelines.DecisionTreeClassifier](#) method), 1787  
[clone\(\)](#) ([evalml.pipelines.DecisionTreeRegressor](#) method), 1791  
[clone\(\)](#) ([evalml.pipelines.DFSTransformer](#) method), 1794  
[clone\(\)](#) ([evalml.pipelines.DropNaNRowsTransformer](#) method), 1797  
[clone\(\)](#) ([evalml.pipelines.ElasticNetClassifier](#) method), 1800  
[clone\(\)](#) ([evalml.pipelines.ElasticNetRegressor](#) method), 1803  
[clone\(\)](#) ([evalml.pipelines.Estimator](#) method), 1806  
[clone\(\)](#) ([evalml.pipelines.ExponentialSmoothingRegressor](#) method), 1809  
[clone\(\)](#) ([evalml.pipelines.ExtraTreesClassifier](#) method), 1813  
[clone\(\)](#) ([evalml.pipelines.ExtraTreesRegressor](#) method), 1816  
[clone\(\)](#) ([evalml.pipelines.FeatureSelector](#) method), 1819  
[clone\(\)](#) ([evalml.pipelines.Imputer](#) method), 1822  
[clone\(\)](#) ([evalml.pipelines.KNeighborsClassifier](#) method), 1825  
[clone\(\)](#) ([evalml.pipelines.LightGBMClassifier](#) method), 1829  
[clone\(\)](#) ([evalml.pipelines.LightGBMRegressor](#) method), 1832  
[clone\(\)](#) ([evalml.pipelines.LinearRegressor](#) method), 1835  
[clone\(\)](#) ([evalml.pipelines.LogisticRegressionClassifier](#) method), 1839  
[clone\(\)](#) ([evalml.pipelines.multiclass\\_classification\\_pipeline.MulticlassClassifier](#) method), 1683  
[clone\(\)](#) ([evalml.pipelines.MulticlassClassificationPipeline](#) method), 1844  
[clone\(\)](#) ([evalml.pipelines.multiseries\\_regression\\_pipeline.MultiseriesRegressor](#) method), 1689  
[clone\(\)](#) ([evalml.pipelines.MultiseriesRegressionPipeline](#) method), 1850  
[clone\(\)](#) ([evalml.pipelines.OneHotEncoder](#) method), 1857  
[clone\(\)](#) ([evalml.pipelines.OrdinalEncoder](#) method), 1860  
[clone\(\)](#) ([evalml.pipelines.PerColumnImputer](#) method), 1863  
[clone\(\)](#) ([evalml.pipelines.pipeline\\_base.PipelineBase](#) method), 1697  
[clone\(\)](#) ([evalml.pipelines.PipelineBase](#) method), 1866  
[clone\(\)](#) ([evalml.pipelines.ProphetRegressor](#) method), 1872  
[clone\(\)](#) ([evalml.pipelines.RandomForestClassifier](#) method), 1875  
[clone\(\)](#) ([evalml.pipelines.RandomForestRegressor](#) method), 1878  
[clone\(\)](#) ([evalml.pipelines.regression\\_pipeline.RegressionPipeline](#) method), 1705  
[clone\(\)](#) ([evalml.pipelines.RegressionPipeline](#) method), 1882  
[clone\(\)](#) ([evalml.pipelines.RFClassifierSelectFromModel](#) method), 1887  
[clone\(\)](#) ([evalml.pipelines.RFRegressorSelectFromModel](#) method), 1890

- `clone()` (*evalml.pipelines.SimpleImputer* method), 1893
- `clone()` (*evalml.pipelines.StackedEnsembleBase* method), 1896
- `clone()` (*evalml.pipelines.StackedEnsembleClassifier* method), 1900
- `clone()` (*evalml.pipelines.StackedEnsembleRegressor* method), 1904
- `clone()` (*evalml.pipelines.StandardScaler* method), 1907
- `clone()` (*evalml.pipelines.SVMClassifier* method), 1909
- `clone()` (*evalml.pipelines.SVMRegressor* method), 1912
- `clone()` (*evalml.pipelines.TargetEncoder* method), 1916
- `clone()` (*evalml.pipelines.time\_series\_classification\_pipelines.TimeSeriesBinaryClassificationPipeline* method), 1712
- `clone()` (*evalml.pipelines.time\_series\_classification\_pipelines.TimeSeriesMulticlassClassificationPipeline* method), 1720
- `clone()` (*evalml.pipelines.time\_series\_classification\_pipelines.TimeSeriesMulticlassClassificationPipeline* method), 1728
- `clone()` (*evalml.pipelines.time\_series\_pipeline\_base.TimeSeriesPipelineBase* method), 1736
- `clone()` (*evalml.pipelines.time\_series\_regression\_pipeline.TimeSeriesRegressionPipeline* method), 1743
- `clone()` (*evalml.pipelines.TimeSeriesBinaryClassificationPipeline* method), 1920
- `clone()` (*evalml.pipelines.TimeSeriesClassificationPipeline* method), 1927
- `clone()` (*evalml.pipelines.TimeSeriesFeaturizer* method), 1934
- `clone()` (*evalml.pipelines.TimeSeriesImputer* method), 1937
- `clone()` (*evalml.pipelines.TimeSeriesMulticlassClassificationPipeline* method), 1941
- `clone()` (*evalml.pipelines.TimeSeriesRegressionPipeline* method), 1948
- `clone()` (*evalml.pipelines.TimeSeriesRegularizer* method), 1956
- `clone()` (*evalml.pipelines.Transformer* method), 1959
- `clone()` (*evalml.pipelines.VARMAXRegressor* method), 1961
- `clone()` (*evalml.pipelines.VowpalWabbitBinaryClassifier* method), 1964
- `clone()` (*evalml.pipelines.VowpalWabbitMulticlassClassifier* method), 1967
- `clone()` (*evalml.pipelines.VowpalWabbitRegressor* method), 1970
- `clone()` (*evalml.pipelines.XGBoostClassifier* method), 1974
- `clone()` (*evalml.pipelines.XGBoostRegressor* method), 1976
- `close()` (*evalml.automl.engine.cf\_engine.CFClient* method), 294
- `close()` (*evalml.automl.engine.cf\_engine.CFEngine* method), 295
- `close()` (*evalml.automl.engine.CFEngine* method), 306
- `close()` (*evalml.automl.engine.dask\_engine.DaskEngine* method), 297
- `close()` (*evalml.automl.engine.DaskEngine* method), 307
- `close()` (*evalml.automl.engine.sequential\_engine.SequentialEngine* method), 304
- `close()` (*evalml.automl.engine.SequentialEngine* method), 310
- `close()` (*evalml.automl.SequentialEngine* method), 341
- `close_engine()` (*evalml.automl.automl\_search.AutoMLSearch* method), 317
- `close_engine()` (*evalml.automl.AutoMLSearch* method), 2047
- `close_engine()` (*evalml.AutoMLSearch* method), 2047
- `ColumnSelector` (class in *evalml.pipelines.components.transformers.column\_selectors*), 1228
- `ColumnSelector` (class in *evalml.pipelines.components.transformers.column\_selectors*), 1228
- `ComponentBase` (class in *evalml.pipelines.components*), 1445
- `ComponentBase` (class in *evalml.pipelines.components*), 1445
- `ComponentBaseMeta` (class in *evalml.pipelines.components*), 1453
- `ComponentBaseMeta` (class in *evalml.pipelines.components.component\_base\_meta*), 1423
- `ComponentGraph` (class in *evalml.pipelines*), 1780
- `ComponentGraph` (class in *evalml.pipelines.component\_graph*), 1674
- `ComponentNotYetFittedError`, 449, 452
- `compute_order` (*evalml.pipelines.component\_graph.ComponentGraph* property), 1676
- `compute_order` (*evalml.pipelines.ComponentGraph* property), 1782
- `CONDA_TO_PIP_NAME` (in module *evalml.utils.cli\_utils*), 2028
- `confusion_matrix()` (in module *evalml.model\_understanding*), 486
- `confusion_matrix()` (in module *evalml.model\_understanding.metrics*), 470
- `contains_all_ts_parameters()` (in module *evalml.utils.gen\_utils*), 2032
- `contains_pre_existing_features()` (*evalml.pipelines.components.DFSTransformer* static method), 1465
- `contains_pre_existing_features()` (*evalml.pipelines.components.transformers.DFSTransformer* static method), 1316
- `contains_pre_existing_features()` (*evalml.pipelines.components.transformers.preprocessing.DFSTransformer* static method), 1232
- `contains_pre_existing_features()` (*evalml.pipelines.components.transformers.preprocessing.features* static method), 1232



static method), 1182

contains\_pre\_existing\_features() (evalml.pipelines.DFSTransformer static method), 1794

convert\_bool\_to\_double() (in module evalml.pipelines.components.utils), 1425

convert\_dict\_to\_action() (evalml.data\_checks.data\_check\_action.DataCheckAction static method), 347

convert\_dict\_to\_action() (evalml.data\_checks.DataCheckAction static method), 403

convert\_dict\_to\_option() (evalml.data\_checks.data\_check\_action\_option.DataCheckActionOption static method), 349

convert\_dict\_to\_option() (evalml.data\_checks.DataCheckActionOption static method), 404

convert\_to\_seconds() (in module evalml.utils), 2039

convert\_to\_seconds() (in module evalml.utils.gen\_utils), 2032

CostBenefitMatrix (class in evalml.objectives), 617

CostBenefitMatrix (class in evalml.objectives.cost\_benefit\_matrix), 501

create\_objectives() (evalml.pipelines.binary\_classification\_pipeline.BinaryClassificationPipeline static method), 1662

create\_objectives() (evalml.pipelines.BinaryClassificationPipeline static method), 1763

create\_objectives() (evalml.pipelines.classification\_pipeline.ClassificationPipeline static method), 1670

create\_objectives() (evalml.pipelines.ClassificationPipeline static method), 1776

create\_objectives() (evalml.pipelines.multiclass\_classification\_pipeline.MulticlassClassificationPipeline static method), 1683

create\_objectives() (evalml.pipelines.MulticlassClassificationPipeline static method), 1844

create\_objectives() (evalml.pipelines.multiseries\_regression\_pipeline.MultiseriesRegressionPipeline static method), 1689

create\_objectives() (evalml.pipelines.MultiseriesRegressionPipeline static method), 1850

create\_objectives() (evalml.pipelines.pipeline\_base.PipelineBase static method), 1698

create\_objectives() (evalml.pipelines.PipelineBase static method), 1867

create\_objectives() (evalml.pipelines.pipeline\_base.PipelineBase static method), 1706

create\_objectives() (evalml.pipelines.RegressionPipeline static method), 1883

create\_objectives() (evalml.pipelines.time\_series\_classification\_pipelines.TimeSeriesClassificationPipeline static method), 1712

create\_objectives() (evalml.pipelines.time\_series\_classification\_pipelines.TimeSeriesClassificationPipeline static method), 1720

create\_objectives() (evalml.pipelines.time\_series\_classification\_pipelines.TimeSeriesClassificationPipeline static method), 1728

create\_objectives() (evalml.pipelines.time\_series\_pipeline\_base.TimeSeriesPipelineBase static method), 1736

create\_objectives() (evalml.pipelines.time\_series\_regression\_pipeline.TimeSeriesRegressionPipeline static method), 1743

create\_objectives() (evalml.pipelines.TimeSeriesBinaryClassificationPipeline static method), 1920

create\_objectives() (evalml.pipelines.TimeSeriesClassificationPipeline static method), 1927

create\_objectives() (evalml.pipelines.TimeSeriesMulticlassClassificationPipeline static method), 1941

create\_objectives() (evalml.pipelines.TimeSeriesRegressionPipeline static method), 1948

cross\_entropy() (in module evalml.model\_understanding.prediction\_explanations.explainers), 460

custom\_name (evalml.pipelines.binary\_classification\_pipeline.BinaryClassificationPipeline property), 1662

custom\_name (evalml.pipelines.binary\_classification\_pipeline.BinaryClassificationPipeline property), 1763

custom\_name (evalml.pipelines.classification\_pipeline.ClassificationPipeline property), 1670

custom\_name (evalml.pipelines.ClassificationPipeline property), 1776

custom\_name (evalml.pipelines.multiclass\_classification\_pipeline.MulticlassClassificationPipeline property), 1683

custom\_name (evalml.pipelines.MulticlassClassificationPipeline property), 1844

custom\_name (evalml.pipelines.multiseries\_regression\_pipeline.MultiseriesRegressionPipeline property), 1689

custom\_name (evalml.pipelines.MultiseriesRegressionPipeline property), 1850

custom\_name (evalml.pipelines.pipeline\_base.PipelineBase property), 1698

custom\_name (evalml.pipelines.PipelineBase property), 1698

custom\_name (evalml.pipelines.PipelineBase property),

1867  
 custom\_name (evalml.pipelines.regression\_pipeline.RegressionPipeline in  
 property), 1706  
 custom\_name (evalml.pipelines.RegressionPipeline DataCheckMessageCode (class in evalml.data\_checks),  
 property), 1883 351  
 custom\_name (evalml.pipelines.time\_series\_classification\_pipelines.TimeSeriesClassificationPipeline in  
 property), 1713 evalml.data\_checks.data\_check\_message\_code),  
 custom\_name (evalml.pipelines.time\_series\_classification\_pipelines.TimeSeriesClassificationPipeline  
 property), 1720 DataCheckMessageType (class in evalml.data\_checks),  
 custom\_name (evalml.pipelines.time\_series\_classification\_pipelines.TimeSeriesMulticlassClassificationPipeline  
 property), 1728 DataCheckMessageType (class in  
 custom\_name (evalml.pipelines.time\_series\_pipeline\_base.TimeSeriesPipelineBase evalml.data\_checks.data\_check\_message\_type),  
 property), 1736 355  
 custom\_name (evalml.pipelines.time\_series\_regression\_pipeline.TimeSeriesRegressionPipeline checks), 408  
 property), 1743 DataChecks (class in evalml.data\_checks.data\_checks),  
 custom\_name (evalml.pipelines.TimeSeriesBinaryClassificationPipeline  
 property), 1920 DataCheckWarning (class in evalml.data\_checks), 408  
 custom\_name (evalml.pipelines.TimeSeriesClassificationPipeline DataCheckWarning (class in  
 property), 1928 evalml.data\_checks.data\_check\_message),  
 custom\_name (evalml.pipelines.TimeSeriesMulticlassClassificationPipeline  
 property), 1941  
 custom\_name (evalml.pipelines.TimeSeriesRegressionPipeline dates\_needed\_for\_prediction()  
 property), 1948 (evalml.pipelines.multiseries\_regression\_pipeline.MultiseriesReg  
 method), 1689  
 dates\_needed\_for\_prediction()  
 (evalml.pipelines.MultiseriesRegressionPipeline  
 method), 1850  
 dates\_needed\_for\_prediction()  
 (evalml.pipelines.time\_series\_classification\_pipelines.TimeSeries  
 method), 1713  
 dates\_needed\_for\_prediction()  
 (evalml.pipelines.time\_series\_classification\_pipelines.TimeSeries  
 method), 1720  
 dates\_needed\_for\_prediction()  
 (evalml.pipelines.time\_series\_classification\_pipelines.TimeSeries  
 method), 1728  
 dates\_needed\_for\_prediction()  
 (evalml.pipelines.time\_series\_pipeline\_base.TimeSeriesPipelineB  
 method), 1736  
 dates\_needed\_for\_prediction()  
 (evalml.pipelines.time\_series\_regression\_pipeline.TimeSeriesReg  
 method), 1743  
 dates\_needed\_for\_prediction()  
 (evalml.pipelines.TimeSeriesBinaryClassificationPipeline  
 method), 1920  
 dates\_needed\_for\_prediction()  
 (evalml.pipelines.TimeSeriesClassificationPipeline  
 method), 1928  
 dates\_needed\_for\_prediction()  
 (evalml.pipelines.TimeSeriesMulticlassClassificationPipeline  
 method), 1941  
 dates\_needed\_for\_prediction()  
 (evalml.pipelines.TimeSeriesRegressionPipeline  
 method), 1949  
 dates\_needed\_for\_prediction\_range()

**D**  
 DaskComputation (class in  
 evalml.automl.engine.dask\_engine), 297  
 DaskEngine (class in evalml.automl.engine), 307  
 DaskEngine (class in evalml.automl.engine.dask\_engine),  
 297  
 DataCheck (class in evalml.data\_checks), 402  
 DataCheck (class in evalml.data\_checks.data\_check),  
 346  
 DataCheckAction (class in evalml.data\_checks), 402  
 DataCheckAction (class in  
 evalml.data\_checks.data\_check\_action),  
 346  
 DataCheckActionCode (class in evalml.data\_checks),  
 403  
 DataCheckActionCode (class in  
 evalml.data\_checks.data\_check\_action\_code),  
 347  
 DataCheckActionOption (class in  
 evalml.data\_checks), 403  
 DataCheckActionOption (class in  
 evalml.data\_checks.data\_check\_action\_option),  
 348  
 DataCheckError (class in evalml.data\_checks), 405  
 DataCheckError (class in  
 evalml.data\_checks.data\_check\_message),  
 351  
 DataCheckInitError, 449, 452  
 DataCheckMessage (class in evalml.data\_checks), 405

`(evalml.pipelines.multiseries_regression_pipeline.MultiseriesRegressionPipeline (class in  
method), 1689` `evalml.data_checks.data_check_action_option),`  
`dates_needed_for_prediction_range()` `350`  
`(evalml.pipelines.MultiseriesRegressionPipeline debug() (evalml.automl.engine.engine_base.JobLogger  
method), 1850` `method), 301`  
`dates_needed_for_prediction_range()` `decision_function()`  
`(evalml.pipelines.time_series_classification_pipelines.TimeSeriesBinaryClassificationPipeline method),  
method), 1713` `600`  
`dates_needed_for_prediction_range()` `decision_function()` `(evalml.objectives.AUC`  
`(evalml.pipelines.time_series_classification_pipelines.TimeSeriesClassificationPipeline`  
`method), 1720` `decision_function()`  
`dates_needed_for_prediction_range()` `(evalml.objectives.BalancedAccuracyBinary`  
`(evalml.pipelines.time_series_classification_pipelines.TimeSeriesMulticlassClassificationPipeline`  
`method), 1728` `decision_function()`  
`dates_needed_for_prediction_range()` `(evalml.objectives.binary_classification_objective.BinaryClassification`  
`(evalml.pipelines.time_series_pipeline_base.TimeSeriesPipelineBase method), 498`  
`method), 1736` `decision_function()`  
`dates_needed_for_prediction_range()` `(evalml.objectives.BinaryClassificationObjective`  
`(evalml.pipelines.time_series_regression_pipeline.TimeSeriesRegressionPipeline method), 1743`  
`method), 1743` `decision_function()`  
`dates_needed_for_prediction_range()` `(evalml.objectives.cost_benefit_matrix.CostBenefitMatrix`  
`(evalml.pipelines.TimeSeriesBinaryClassificationPipeline method), 502`  
`method), 1920` `decision_function()`  
`dates_needed_for_prediction_range()` `(evalml.objectives.CostBenefitMatrix method),`  
`(evalml.pipelines.TimeSeriesClassificationPipeline 618`  
`method), 1928` `decision_function() (evalml.objectives.F1 method),`  
`dates_needed_for_prediction_range()` `622`  
`(evalml.pipelines.TimeSeriesMulticlassClassificationPipeline method), 1941` `decision_function()`  
`method), 1941` `(evalml.objectives.fraud_cost.FraudCost`  
`dates_needed_for_prediction_range()` `method), 505`  
`(evalml.pipelines.TimeSeriesRegressionPipeline decision_function() (evalml.objectives.FraudCost`  
`method), 1949` `method), 630`  
`DateTimeFeaturizer (class in decision_function() (evalml.objectives.Gini`  
`evalml.pipelines.components), 1454` `method), 634`  
`DateTimeFeaturizer (class in decision_function()`  
`evalml.pipelines.components.transformers),` `(evalml.objectives.lead_scoring.LeadScoring`  
`1312` `method), 508`  
`DateTimeFeaturizer (class in decision_function() (evalml.objectives.LeadScoring`  
`evalml.pipelines.components.transformers.preprocessing), method), 637`  
`1224` `decision_function()`  
`DateTimeFeaturizer (class in (evalml.objectives.LogLossBinary method),`  
`evalml.pipelines.components.transformers.preprocessing.datetime_featurizer),`  
`1164` `decision_function() (evalml.objectives.MCCBinary`  
`DateTimeFormatDataCheck (class in method), 650`  
`evalml.data_checks), 408` `decision_function() (evalml.objectives.Precision`  
`DateTimeFormatDataCheck (class in method), 664`  
`evalml.data_checks.datetime_format_data_check)decision_function() (evalml.objectives.Recall`  
`356` `method), 674`  
`DCAOParameterAllowedValuesType (class in decision_function()`  
`evalml.data_checks), 415` `(evalml.objectives.sensitivity_low_alert.SensitivityLowAlert`  
`DCAOParameterAllowedValuesType (class in method), 519`  
`evalml.data_checks.data_check_action_option), decision_function()`  
`349` `(evalml.objectives.SensitivityLowAlert`  
`DCAOParameterType (class in evalml.data_checks), 416` `method), 687`

[decision\\_function\(\)](#) ([evalml.objectives.standard\\_metrics.AccuracyBinary](#) method), 522  
[decision\\_function\(\)](#) ([evalml.objectives.standard\\_metrics.AUC](#) method), 526  
[decision\\_function\(\)](#) ([evalml.objectives.standard\\_metrics.BalancedAccuracyBinary](#) method), 534  
[decision\\_function\(\)](#) ([evalml.objectives.standard\\_metrics.F1](#) method), 539  
[decision\\_function\(\)](#) ([evalml.objectives.standard\\_metrics.Gini](#) method), 547  
[decision\\_function\(\)](#) ([evalml.objectives.standard\\_metrics.LogLossBinary](#) method), 549  
[decision\\_function\(\)](#) ([evalml.objectives.standard\\_metrics.MCCBinary](#) method), 560  
[decision\\_function\(\)](#) ([evalml.objectives.standard\\_metrics.Precision](#) method), 569  
[decision\\_function\(\)](#) ([evalml.objectives.standard\\_metrics.Recall](#) method), 579  
[decision\\_tree\\_data\\_from\\_estimator\(\)](#) (in module [evalml.model\\_understanding.visualizations](#)), 479  
[decision\\_tree\\_data\\_from\\_pipeline\(\)](#) (in module [evalml.model\\_understanding.visualizations](#)), 479  
[DecisionTreeClassifier](#) (class in [evalml.pipelines](#)), 1785  
[DecisionTreeClassifier](#) (class in [evalml.pipelines.components](#)), 1457  
[DecisionTreeClassifier](#) (class in [evalml.pipelines.components.estimators](#)), 965  
[DecisionTreeClassifier](#) (class in [evalml.pipelines.components.estimators.classifiers](#)), 775  
[DecisionTreeClassifier](#) (class in [evalml.pipelines.components.estimators.classifiers.decision\\_tree\\_classifier](#)), 722  
[DecisionTreeRegressor](#) (class in [evalml.pipelines](#)), 1789  
[DecisionTreeRegressor](#) (class in [evalml.pipelines.components](#)), 1460  
[DecisionTreeRegressor](#) (class in [evalml.pipelines.components.estimators](#)), 969  
[DecisionTreeRegressor](#) (class in [evalml.pipelines.components.estimators.regressors](#)), 895  
[DecisionTreeRegressor](#) (class in [evalml.pipelines.components.estimators.regressors.decision\\_tree\\_regressor](#)), 827  
[Decomposer](#) (class in [evalml.pipelines.components.transformers.preprocessors](#)), 1227  
[Decomposer](#) (class in [evalml.pipelines.components.transformers.preprocessors.decomposer](#)), 1168  
[DECOMPOSER\\_PERIOD\\_CAP](#) (in module [evalml.pipelines.utils](#)), 1750  
[default\\_max\\_batches](#) ([evalml.automl.automl\\_algorithm.automl\\_algorithm.AutoMLAlgorithm](#) property), 278  
[default\\_max\\_batches](#) ([evalml.automl.automl\\_algorithm.AutoMLAlgorithm](#) property), 287  
[default\\_max\\_batches](#) ([evalml.automl.automl\\_algorithm.default\\_algorithm.DefaultAlgorithm](#) property), 282  
[default\\_max\\_batches](#) ([evalml.automl.automl\\_algorithm.DefaultAlgorithm](#) property), 290  
[default\\_max\\_batches](#) ([evalml.automl.automl\\_algorithm.iterative\\_algorithm.IterativeAlgorithm](#) property), 285  
[default\\_max\\_batches](#) ([evalml.automl.automl\\_algorithm.IterativeAlgorithm](#) property), 293  
[DEFAULT\\_METRICS](#) (in module [evalml.model\\_understanding.prediction\\_explanations.explainers](#)), 460  
[default\\_parameters](#) ([evalml.pipelines.component\\_graph.ComponentGraph](#) property), 1676  
[default\\_parameters](#) ([evalml.pipelines.ComponentGraph](#) property), 1782  
[default\\_parameters\(\)](#) ([evalml.pipelines.ARIMAREgressor](#) method), 1758  
[default\\_parameters\(\)](#) ([evalml.pipelines.CatBoostClassifier](#) method), 1769  
[default\\_parameters\(\)](#) ([evalml.pipelines.CatBoostRegressor](#) method), 1772  
[default\\_parameters\(\)](#) ([evalml.pipelines.components.ARIMAREgressor](#) method), 1436  
[default\\_parameters\(\)](#) ([evalml.pipelines.components.BaselineClassifier](#) method), 1439  
[default\\_parameters\(\)](#) ([evalml.pipelines.components.BaselineRegressor](#) method), 1442



<code>default_parameters()</code> ( <a href="#">evalml.pipelines.components.CatBoostClassifier</a> method), 1446	<code>default_parameters()</code> ( <a href="#">evalml.pipelines.components.ensemble.StackedEnsembleBase</a> method), 704
<code>default_parameters()</code> ( <a href="#">evalml.pipelines.components.CatBoostRegressor</a> method), 1449	<code>default_parameters()</code> ( <a href="#">evalml.pipelines.components.ensemble.StackedEnsembleClassifier</a> method), 708
<code>default_parameters()</code> ( <a href="#">evalml.pipelines.components.component_base.ComponentBase</a> method), 1422	<code>default_parameters()</code> ( <a href="#">evalml.pipelines.components.ensemble.StackedEnsembleRegressor</a> method), 712
<code>default_parameters()</code> ( <a href="#">evalml.pipelines.components.ComponentBase</a> method), 1452	<code>default_parameters()</code> ( <a href="#">evalml.pipelines.components.Estimator</a> method), 1487
<code>default_parameters()</code> ( <a href="#">evalml.pipelines.components.DateTimeFeaturizer</a> method), 1455	<code>default_parameters()</code> ( <a href="#">evalml.pipelines.components.estimators.ARIMARegressor</a> method), 950
<code>default_parameters()</code> ( <a href="#">evalml.pipelines.components.DecisionTreeClassifier</a> method), 1458	<code>default_parameters()</code> ( <a href="#">evalml.pipelines.components.estimators.BaselineClassifier</a> method), 953
<code>default_parameters()</code> ( <a href="#">evalml.pipelines.components.DecisionTreeRegressor</a> method), 1462	<code>default_parameters()</code> ( <a href="#">evalml.pipelines.components.estimators.BaselineRegressor</a> method), 956
<code>default_parameters()</code> ( <a href="#">evalml.pipelines.components.DFSTransformer</a> method), 1466	<code>default_parameters()</code> ( <a href="#">evalml.pipelines.components.estimators.CatBoostClassifier</a> method), 960
<code>default_parameters()</code> ( <a href="#">evalml.pipelines.components.DropColumns</a> method), 1468	<code>default_parameters()</code> ( <a href="#">evalml.pipelines.components.estimators.CatBoostRegressor</a> method), 963
<code>default_parameters()</code> ( <a href="#">evalml.pipelines.components.DropNaNRowsTransformer</a> method), 1470	<code>default_parameters()</code> ( <a href="#">evalml.pipelines.components.estimators.classifiers.baseline_classifier</a> method), 716
<code>default_parameters()</code> ( <a href="#">evalml.pipelines.components.DropNullColumns</a> method), 1473	<code>default_parameters()</code> ( <a href="#">evalml.pipelines.components.estimators.classifiers.BaselineClassifier</a> method), 769
<code>default_parameters()</code> ( <a href="#">evalml.pipelines.components.DropRowsTransformer</a> method), 1475	<code>default_parameters()</code> ( <a href="#">evalml.pipelines.components.estimators.classifiers.catboost_classifier</a> method), 720
<code>default_parameters()</code> ( <a href="#">evalml.pipelines.components.ElasticNetClassifier</a> method), 1478	<code>default_parameters()</code> ( <a href="#">evalml.pipelines.components.estimators.classifiers.CatBoostClassifier</a> method), 773
<code>default_parameters()</code> ( <a href="#">evalml.pipelines.components.ElasticNetRegressor</a> method), 1481	<code>default_parameters()</code> ( <a href="#">evalml.pipelines.components.estimators.classifiers.decision_tree_classifier</a> method), 724
<code>default_parameters()</code> ( <a href="#">evalml.pipelines.components.EmailFeaturizer</a> method), 1484	<code>default_parameters()</code> ( <a href="#">evalml.pipelines.components.estimators.classifiers.DecisionTreeClassifier</a> method), 776
<code>default_parameters()</code> ( <a href="#">evalml.pipelines.components.ensemble.stacked_ensemble_base.StackedEnsembleBase</a> method), 692	<code>default_parameters()</code> ( <a href="#">evalml.pipelines.components.estimators.classifiers.elasticnet_classifier</a> method), 728
<code>default_parameters()</code> ( <a href="#">evalml.pipelines.components.ensemble.stacked_ensemble_classifier.StackedEnsembleClassifier</a> method), 696	<code>default_parameters()</code> ( <a href="#">evalml.pipelines.components.estimators.classifiers.ElasticNetClassifier</a> method), 780
<code>default_parameters()</code> ( <a href="#">evalml.pipelines.components.ensemble.stacked_ensemble_regressor.StackedEnsembleRegressor</a> method), 700	<code>default_parameters()</code> ( <a href="#">evalml.pipelines.components.estimators.classifiers.et_classifier.ElasticNetClassifier</a> method), 732

<code>default_parameters()</code> ( <code>evalml.pipelines.components.estimators.classifiers.ExtraTreesClassifier</code> method), 784	<code>default_parameters()</code> ( <code>evalml.pipelines.components.estimators.DecisionTreeClassifier</code> method), 967
<code>default_parameters()</code> ( <code>evalml.pipelines.components.estimators.classifiers.kneighbors_classifier</code> method), 736	<code>default_parameters()</code> ( <code>evalml.pipelines.components.estimators.DecisionTreeRegressor</code> method), 971
<code>default_parameters()</code> ( <code>evalml.pipelines.components.estimators.classifiers.KNeighborsClassifier</code> method), 788	<code>default_parameters()</code> ( <code>evalml.pipelines.components.estimators.ElasticNetClassifier</code> method), 975
<code>default_parameters()</code> ( <code>evalml.pipelines.components.estimators.classifiers.lightgbm_classifier</code> method), 741	<code>default_parameters()</code> ( <code>evalml.pipelines.components.estimators.ElasticNetRegressor</code> method), 978
<code>default_parameters()</code> ( <code>evalml.pipelines.components.estimators.classifiers.LightGBMClassifier</code> method), 792	<code>default_parameters()</code> ( <code>evalml.pipelines.components.estimators.Estimator</code> method), 981
<code>default_parameters()</code> ( <code>evalml.pipelines.components.estimators.classifiers.logistic_regression_classifier</code> method), 744	<code>default_parameters()</code> ( <code>evalml.pipelines.components.estimators.ExponentialSmoothingRegressor</code> method), 945
<code>default_parameters()</code> ( <code>evalml.pipelines.components.estimators.classifiers.LogisticRegressionClassifier</code> method), 795	<code>default_parameters()</code> ( <code>evalml.pipelines.components.estimators.ExponentialSmoothingRegressor</code> method), 985
<code>default_parameters()</code> ( <code>evalml.pipelines.components.estimators.classifiers.RandomForestClassifier</code> method), 798	<code>default_parameters()</code> ( <code>evalml.pipelines.components.estimators.ExtraTreesClassifier</code> method), 989
<code>default_parameters()</code> ( <code>evalml.pipelines.components.estimators.classifiers.rf_classifier</code> method), 748	<code>default_parameters()</code> ( <code>evalml.pipelines.components.estimators.ExtraTreesRegressor</code> method), 992
<code>default_parameters()</code> ( <code>evalml.pipelines.components.estimators.classifiers.svm_classifier</code> method), 752	<code>default_parameters()</code> ( <code>evalml.pipelines.components.estimators.KNeighborsClassifier</code> method), 996
<code>default_parameters()</code> ( <code>evalml.pipelines.components.estimators.classifiers.SVMClassifier</code> method), 802	<code>default_parameters()</code> ( <code>evalml.pipelines.components.estimators.LightGBMClassifier</code> method), 999
<code>default_parameters()</code> ( <code>evalml.pipelines.components.estimators.classifiers.vowpal_wabbit_classifier</code> method), 756	<code>default_parameters()</code> ( <code>evalml.pipelines.components.estimators.LightGBMRegressor</code> method), 1003
<code>default_parameters()</code> ( <code>evalml.pipelines.components.estimators.classifiers.vowpal_wabbit_classifier</code> method), 759	<code>default_parameters()</code> ( <code>evalml.pipelines.components.estimators.LightGBMRegressor</code> method), 1006
<code>default_parameters()</code> ( <code>evalml.pipelines.components.estimators.classifiers.vowpal_wabbit_classifier</code> method), 762	<code>default_parameters()</code> ( <code>evalml.pipelines.components.estimators.LightGBMRegressor</code> method), 1009
<code>default_parameters()</code> ( <code>evalml.pipelines.components.estimators.classifiers.VowpalWabbitClassifier</code> method), 805	<code>default_parameters()</code> ( <code>evalml.pipelines.components.estimators.MultiseriesTimeSeriesRegressor</code> method), 1012
<code>default_parameters()</code> ( <code>evalml.pipelines.components.estimators.classifiers.VowpalWabbitClassifier</code> method), 808	<code>default_parameters()</code> ( <code>evalml.pipelines.components.estimators.ProphetRegressor</code> method), 1016
<code>default_parameters()</code> ( <code>evalml.pipelines.components.estimators.classifiers.xgboost_classifier</code> method), 766	<code>default_parameters()</code> ( <code>evalml.pipelines.components.estimators.RandomForestClassifier</code> method), 1019
<code>default_parameters()</code> ( <code>evalml.pipelines.components.estimators.classifiers.XGBoostClassifier</code> method), 811	<code>default_parameters()</code> ( <code>evalml.pipelines.components.estimators.RandomForestRegressor</code> method), 1022

<code>default_parameters()</code> ( <code>evalml.pipelines.components.estimators.regressors.arima_regression_pipeline</code> method), 817	<code>default_parameters()</code> ( <code>evalml.pipelines.components.estimators.regressors.multiseries_time_series_regression_pipeline</code> method), 852
<code>default_parameters()</code> ( <code>evalml.pipelines.components.estimators.regressors.ArimaRegressor</code> method), 886	<code>default_parameters()</code> ( <code>evalml.pipelines.components.estimators.regressors.MultiseriesTimeSeriesRegressor</code> method), 918
<code>default_parameters()</code> ( <code>evalml.pipelines.components.estimators.regressors.baseline_regression_pipeline</code> method), 820	<code>default_parameters()</code> ( <code>evalml.pipelines.components.estimators.regressors.prophet_regression_pipeline</code> method), 858
<code>default_parameters()</code> ( <code>evalml.pipelines.components.estimators.regressors.BaselineRegressor</code> method), 889	<code>default_parameters()</code> ( <code>evalml.pipelines.components.estimators.regressors.ProphetRegressor</code> method), 922
<code>default_parameters()</code> ( <code>evalml.pipelines.components.estimators.regressors.catboost_regression_pipeline</code> method), 824	<code>default_parameters()</code> ( <code>evalml.pipelines.components.estimators.regressors.RandomForestRegressor</code> method), 925
<code>default_parameters()</code> ( <code>evalml.pipelines.components.estimators.regressors.CatBoostRegressor</code> method), 893	<code>default_parameters()</code> ( <code>evalml.pipelines.components.estimators.regressors.rf_regressor_pipeline</code> method), 862
<code>default_parameters()</code> ( <code>evalml.pipelines.components.estimators.regressors.decision_tree_regression_pipeline</code> method), 828	<code>default_parameters()</code> ( <code>evalml.pipelines.components.estimators.regressors.svm_regression_pipeline</code> method), 865
<code>default_parameters()</code> ( <code>evalml.pipelines.components.estimators.regressors.DecisionTreeRegressor</code> method), 897	<code>default_parameters()</code> ( <code>evalml.pipelines.components.estimators.regressors.SVMRegressor</code> method), 928
<code>default_parameters()</code> ( <code>evalml.pipelines.components.estimators.regressors.elasticnet_regression_pipeline</code> method), 832	<code>default_parameters()</code> ( <code>evalml.pipelines.components.estimators.regressors.time_series_baseline_pipeline</code> method), 869
<code>default_parameters()</code> ( <code>evalml.pipelines.components.estimators.regressors.ElasticNetRegressor</code> method), 900	<code>default_parameters()</code> ( <code>evalml.pipelines.components.estimators.regressors.TimeSeriesBaselineRegressor</code> method), 932
<code>default_parameters()</code> ( <code>evalml.pipelines.components.estimators.regressors.et_regression_pipeline</code> method), 837	<code>default_parameters()</code> ( <code>evalml.pipelines.components.estimators.regressors.varmax_regression_pipeline</code> method), 873
<code>default_parameters()</code> ( <code>evalml.pipelines.components.estimators.regressors.exponential_smoothing_regression_pipeline</code> method), 841	<code>default_parameters()</code> ( <code>evalml.pipelines.components.estimators.regressors.vowpal_wabbit_regression_pipeline</code> method), 935
<code>default_parameters()</code> ( <code>evalml.pipelines.components.estimators.regressors.ExponentialSmoothingRegressor</code> method), 904	<code>default_parameters()</code> ( <code>evalml.pipelines.components.estimators.regressors.vowpal_wabbit_regressor</code> method), 877
<code>default_parameters()</code> ( <code>evalml.pipelines.components.estimators.regressors.ExtraTreesRegressor</code> method), 908	<code>default_parameters()</code> ( <code>evalml.pipelines.components.estimators.regressors.VowpalWabbitRegressor</code> method), 938
<code>default_parameters()</code> ( <code>evalml.pipelines.components.estimators.regressors.lightgbm_regression_pipeline</code> method), 845	<code>default_parameters()</code> ( <code>evalml.pipelines.components.estimators.regressors.xgboost_regression_pipeline</code> method), 881
<code>default_parameters()</code> ( <code>evalml.pipelines.components.estimators.regressors.LightGBMRegressor</code> method), 911	<code>default_parameters()</code> ( <code>evalml.pipelines.components.estimators.regressors.XGBoostRegressor</code> method), 942
<code>default_parameters()</code> ( <code>evalml.pipelines.components.estimators.regressors.linear_regression_pipeline</code> method), 849	<code>default_parameters()</code> ( <code>evalml.pipelines.components.estimators.SVMClassifier</code> method), 1025
<code>default_parameters()</code> ( <code>evalml.pipelines.components.estimators.regressors.LinearRegressor</code> method), 915	<code>default_parameters()</code> ( <code>evalml.pipelines.components.estimators.SVMRegressor</code> method), 1029

<code>default_parameters()</code> ( <i>evalml.pipelines.components.estimators.TimeSeriesBaselineEstimator</i> <i>method</i> ), 1032	<code>default_parameters()</code> ( <i>evalml.pipelines.components.LogisticRegressionClassifier</i> <i>method</i> ), 1526
<code>default_parameters()</code> ( <i>evalml.pipelines.components.estimators.VARMAXRegressor</i> <i>method</i> ), 1035	<code>default_parameters()</code> ( <i>evalml.pipelines.components.LogTransformer</i> <i>method</i> ), 1529
<code>default_parameters()</code> ( <i>evalml.pipelines.components.estimators.VowpalWabbitBinaryClassifier</i> <i>method</i> ), 1038	<code>default_parameters()</code> ( <i>evalml.pipelines.components.LSA</i> <i>method</i> ), 1531
<code>default_parameters()</code> ( <i>evalml.pipelines.components.estimators.VowpalWabbitMulticlassClassifier</i> <i>method</i> ), 1042	<code>default_parameters()</code> ( <i>evalml.pipelines.components.MultiseriesTimeSeriesBaselineRegressor</i> <i>method</i> ), 1534
<code>default_parameters()</code> ( <i>evalml.pipelines.components.estimators.VowpalWabbitRegressor</i> <i>method</i> ), 1045	<code>default_parameters()</code> ( <i>evalml.pipelines.components.NaturalLanguageFeaturizer</i> <i>method</i> ), 1537
<code>default_parameters()</code> ( <i>evalml.pipelines.components.estimators.XGBoostClassifier</i> <i>method</i> ), 1048	<code>default_parameters()</code> ( <i>evalml.pipelines.components.OneHotEncoder</i> <i>method</i> ), 1540
<code>default_parameters()</code> ( <i>evalml.pipelines.components.estimators.XGBoostRegressor</i> <i>method</i> ), 1051	<code>default_parameters()</code> ( <i>evalml.pipelines.components.OrdinalEncoder</i> <i>method</i> ), 1543
<code>default_parameters()</code> ( <i>evalml.pipelines.components.ExponentialSmoothingRegressor</i> <i>method</i> ), 1491	<code>default_parameters()</code> ( <i>evalml.pipelines.components.Oversampler</i> <i>method</i> ), 1546
<code>default_parameters()</code> ( <i>evalml.pipelines.components.ExtraTreesClassifier</i> <i>method</i> ), 1494	<code>default_parameters()</code> ( <i>evalml.pipelines.components.PCA</i> <i>method</i> ), 1549
<code>default_parameters()</code> ( <i>evalml.pipelines.components.ExtraTreesRegressor</i> <i>method</i> ), 1498	<code>default_parameters()</code> ( <i>evalml.pipelines.components.PerColumnImputer</i> <i>method</i> ), 1551
<code>default_parameters()</code> ( <i>evalml.pipelines.components.FeatureSelector</i> <i>method</i> ), 1501	<code>default_parameters()</code> ( <i>evalml.pipelines.components.PolynomialDecomposer</i> <i>method</i> ), 1554
<code>default_parameters()</code> ( <i>evalml.pipelines.components.Imputer</i> <i>method</i> ), 1504	<code>default_parameters()</code> ( <i>evalml.pipelines.components.ProphetRegressor</i> <i>method</i> ), 1560
<code>default_parameters()</code> ( <i>evalml.pipelines.components.KNeighborsClassifier</i> <i>method</i> ), 1507	<code>default_parameters()</code> ( <i>evalml.pipelines.components.RandomForestClassifier</i> <i>method</i> ), 1562
<code>default_parameters()</code> ( <i>evalml.pipelines.components.LabelEncoder</i> <i>method</i> ), 1510	<code>default_parameters()</code> ( <i>evalml.pipelines.components.RandomForestRegressor</i> <i>method</i> ), 1566
<code>default_parameters()</code> ( <i>evalml.pipelines.components.LightGBMClassifier</i> <i>method</i> ), 1513	<code>default_parameters()</code> ( <i>evalml.pipelines.components.ReplaceNullableTypes</i> <i>method</i> ), 1568
<code>default_parameters()</code> ( <i>evalml.pipelines.components.LightGBMRegressor</i> <i>method</i> ), 1517	<code>default_parameters()</code> ( <i>evalml.pipelines.components.RFClassifierRFSelector</i> <i>method</i> ), 1571
<code>default_parameters()</code> ( <i>evalml.pipelines.components.LinearDiscriminantAnalysis</i> <i>method</i> ), 1520	<code>default_parameters()</code> ( <i>evalml.pipelines.components.RFClassifierSelectFromModel</i> <i>method</i> ), 1574
<code>default_parameters()</code> ( <i>evalml.pipelines.components.LinearRegressor</i> <i>method</i> ), 1522	<code>default_parameters()</code> ( <i>evalml.pipelines.components.RFRegressorRFSelector</i> <i>method</i> ), 1577

<code>default_parameters()</code> ( <i>evalml.pipelines.components.RFRegressorSelectFromModel</i> <i>method</i> ), 1580	<code>default_parameters()</code> ( <i>evalml.pipelines.components.transformers.column_selectors.ColumnSelector</i> <i>method</i> ), 1299
<code>default_parameters()</code> ( <i>evalml.pipelines.components.SelectByType</i> <i>method</i> ), 1583	<code>default_parameters()</code> ( <i>evalml.pipelines.components.transformers.column_selectors.DropColumns</i> <i>method</i> ), 1301
<code>default_parameters()</code> ( <i>evalml.pipelines.components.SelectColumns</i> <i>method</i> ), 1585	<code>default_parameters()</code> ( <i>evalml.pipelines.components.transformers.column_selectors.SelectColumns</i> <i>method</i> ), 1304
<code>default_parameters()</code> ( <i>evalml.pipelines.components.SimpleImputer</i> <i>method</i> ), 1587	<code>default_parameters()</code> ( <i>evalml.pipelines.components.transformers.column_selectors.SelectRows</i> <i>method</i> ), 1306
<code>default_parameters()</code> ( <i>evalml.pipelines.components.StackedEnsembleBase</i> <i>method</i> ), 1590	<code>default_parameters()</code> ( <i>evalml.pipelines.components.transformers.DateTimeFeaturizer</i> <i>method</i> ), 1313
<code>default_parameters()</code> ( <i>evalml.pipelines.components.StackedEnsembleClassifier</i> <i>method</i> ), 1594	<code>default_parameters()</code> ( <i>evalml.pipelines.components.transformers.DFSTransformer</i> <i>method</i> ), 1316
<code>default_parameters()</code> ( <i>evalml.pipelines.components.StackedEnsembleRegressor</i> <i>method</i> ), 1598	<code>default_parameters()</code> ( <i>evalml.pipelines.components.transformers.dimensionality_reduction.ReducedDimPCA</i> <i>method</i> ), 1054
<code>default_parameters()</code> ( <i>evalml.pipelines.components.StandardScaler</i> <i>method</i> ), 1601	<code>default_parameters()</code> ( <i>evalml.pipelines.components.transformers.dimensionality_reduction.ReducedDimTSA</i> <i>method</i> ), 1060
<code>default_parameters()</code> ( <i>evalml.pipelines.components.STLDecomposer</i> <i>method</i> ), 1604	<code>default_parameters()</code> ( <i>evalml.pipelines.components.transformers.dimensionality_reduction.ReducedDimTSF</i> <i>method</i> ), 1062
<code>default_parameters()</code> ( <i>evalml.pipelines.components.SVMClassifier</i> <i>method</i> ), 1609	<code>default_parameters()</code> ( <i>evalml.pipelines.components.transformers.dimensionality_reduction.ReducedDimTSF2</i> <i>method</i> ), 1057
<code>default_parameters()</code> ( <i>evalml.pipelines.components.SVMRegressor</i> <i>method</i> ), 1612	<code>default_parameters()</code> ( <i>evalml.pipelines.components.transformers.DropColumns</i> <i>method</i> ), 1319
<code>default_parameters()</code> ( <i>evalml.pipelines.components.TargetEncoder</i> <i>method</i> ), 1615	<code>default_parameters()</code> ( <i>evalml.pipelines.components.transformers.DropNaNRowsTransformer</i> <i>method</i> ), 1321
<code>default_parameters()</code> ( <i>evalml.pipelines.components.TargetImputer</i> <i>method</i> ), 1618	<code>default_parameters()</code> ( <i>evalml.pipelines.components.transformers.DropNullColumns</i> <i>method</i> ), 1324
<code>default_parameters()</code> ( <i>evalml.pipelines.components.TimeSeriesBaselineEstimator</i> <i>method</i> ), 1621	<code>default_parameters()</code> ( <i>evalml.pipelines.components.transformers.DropRowsTransformer</i> <i>method</i> ), 1326
<code>default_parameters()</code> ( <i>evalml.pipelines.components.TimeSeriesFeaturizer</i> <i>method</i> ), 1625	<code>default_parameters()</code> ( <i>evalml.pipelines.components.transformers.EmailFeaturizer</i> <i>method</i> ), 1328
<code>default_parameters()</code> ( <i>evalml.pipelines.components.TimeSeriesImputer</i> <i>method</i> ), 1627	<code>default_parameters()</code> ( <i>evalml.pipelines.components.transformers.encoders.label_encoder.LabelEncoder</i> <i>method</i> ), 1065
<code>default_parameters()</code> ( <i>evalml.pipelines.components.TimeSeriesRegularizer</i> <i>method</i> ), 1630	<code>default_parameters()</code> ( <i>evalml.pipelines.components.transformers.encoders.LabelEncoder</i> <i>method</i> ), 1081
<code>default_parameters()</code> ( <i>evalml.pipelines.components.Transformer</i> <i>method</i> ), 1633	<code>default_parameters()</code> ( <i>evalml.pipelines.components.transformers.encoders.onehot_encoder.OneHotEncoder</i> <i>method</i> ), 1069



<code>default_parameters()</code> ( <code>evalml.pipelines.components.transformers.encoders.OneHotEncoder</code> method), 1084	<code>default_parameters()</code> ( <code>evalml.pipelines.components.transformers.imputers.Imputer</code> method), 1149
<code>default_parameters()</code> ( <code>evalml.pipelines.components.transformers.encoders.ordinal_encoder.OrdinalEncoder</code> method), 1074	<code>default_parameters()</code> ( <code>evalml.pipelines.components.transformers.imputers.imputer.Imputer</code> method), 1130
<code>default_parameters()</code> ( <code>evalml.pipelines.components.transformers.encoders.OrdinalEncoder</code> method), 1088	<code>default_parameters()</code> ( <code>evalml.pipelines.components.transformers.imputers.knn_imputer.KNNImputer</code> method), 1133
<code>default_parameters()</code> ( <code>evalml.pipelines.components.transformers.encoders.target_encoder.TargetEncoder</code> method), 1078	<code>default_parameters()</code> ( <code>evalml.pipelines.components.transformers.imputers.KNNImputer</code> method), 1152
<code>default_parameters()</code> ( <code>evalml.pipelines.components.transformers.encoders.TargetEncoder</code> method), 1091	<code>default_parameters()</code> ( <code>evalml.pipelines.components.transformers.imputers.per_column_imputer.PerColumnImputer</code> method), 1136
<code>default_parameters()</code> ( <code>evalml.pipelines.components.transformers.feature_selection.feature_selector.FeatureSelector</code> method), 1094	<code>default_parameters()</code> ( <code>evalml.pipelines.components.transformers.imputers.PerColumnImputer</code> method), 1154
<code>default_parameters()</code> ( <code>evalml.pipelines.components.transformers.feature_selection.FeatureSelector</code> method), 1114	<code>default_parameters()</code> ( <code>evalml.pipelines.components.transformers.imputers.simple_imputer.SimpleImputer</code> method), 1139
<code>default_parameters()</code> ( <code>evalml.pipelines.components.transformers.feature_selection.feature_selector.FeatureSelector</code> method), 1097	<code>default_parameters()</code> ( <code>evalml.pipelines.components.transformers.imputers.SimpleImputer</code> method), 1157
<code>default_parameters()</code> ( <code>evalml.pipelines.components.transformers.feature_selection.feature_selector.FeatureSelector</code> method), 1100	<code>default_parameters()</code> ( <code>evalml.pipelines.components.transformers.imputers.SimpleImputer</code> method), 1142
<code>default_parameters()</code> ( <code>evalml.pipelines.components.transformers.feature_selection.feature_selector.FeatureSelector</code> method), 1104	<code>default_parameters()</code> ( <code>evalml.pipelines.components.transformers.imputers.SimpleImputer</code> method), 1160
<code>default_parameters()</code> ( <code>evalml.pipelines.components.transformers.feature_selection.feature_selector.FeatureSelector</code> method), 1107	<code>default_parameters()</code> ( <code>evalml.pipelines.components.transformers.imputers.SimpleImputer</code> method), 1146
<code>default_parameters()</code> ( <code>evalml.pipelines.components.transformers.feature_selection.feature_selector.FeatureSelector</code> method), 1110	<code>default_parameters()</code> ( <code>evalml.pipelines.components.transformers.imputers.SimpleImputer</code> method), 1162
<code>default_parameters()</code> ( <code>evalml.pipelines.components.transformers.feature_selection.feature_selector.FeatureSelector</code> method), 1117	<code>default_parameters()</code> ( <code>evalml.pipelines.components.transformers.imputers.SimpleImputer</code> method), 1336
<code>default_parameters()</code> ( <code>evalml.pipelines.components.transformers.feature_selection.feature_selector.FeatureSelector</code> method), 1120	<code>default_parameters()</code> ( <code>evalml.pipelines.components.transformers.imputers.SimpleImputer</code> method), 1339
<code>default_parameters()</code> ( <code>evalml.pipelines.components.transformers.feature_selection.feature_selector.FeatureSelector</code> method), 1123	<code>default_parameters()</code> ( <code>evalml.pipelines.components.transformers.imputers.SimpleImputer</code> method), 1341
<code>default_parameters()</code> ( <code>evalml.pipelines.components.transformers.feature_selection.feature_selector.FeatureSelector</code> method), 1126	<code>default_parameters()</code> ( <code>evalml.pipelines.components.transformers.imputers.SimpleImputer</code> method), 1344
<code>default_parameters()</code> ( <code>evalml.pipelines.components.transformers.FeatureSelector</code> method), 1331	<code>default_parameters()</code> ( <code>evalml.pipelines.components.transformers.NaturalLanguageFeaturizer</code> method), 1346
<code>default_parameters()</code> ( <code>evalml.pipelines.components.transformers.Imputer</code> method), 1334	<code>default_parameters()</code> ( <code>evalml.pipelines.components.transformers.OneHotEncoder</code> method), 1349

<code>default_parameters()</code> ( <code>evalml.pipelines.components.transformers.OrdinalEncoder</code> method), 1353	<code>default_parameters()</code> ( <code>evalml.pipelines.components.transformers.preprocessing.log_tra</code> method), 1185
<code>default_parameters()</code> ( <code>evalml.pipelines.components.transformers.Oversampler</code> method), 1356	<code>default_parameters()</code> ( <code>evalml.pipelines.components.transformers.preprocessing.LogTra</code> method), 1245
<code>default_parameters()</code> ( <code>evalml.pipelines.components.transformers.PCA</code> method), 1359	<code>default_parameters()</code> ( <code>evalml.pipelines.components.transformers.preprocessing.LSA</code> method), 1247
<code>default_parameters()</code> ( <code>evalml.pipelines.components.transformers.PerColumnInput</code> method), 1361	<code>default_parameters()</code> ( <code>evalml.pipelines.components.transformers.preprocessing.lsa.LSA</code> method), 1188
<code>default_parameters()</code> ( <code>evalml.pipelines.components.transformers.PolynomialDecom</code> method), 1364	<code>default_parameters()</code> ( <code>evalml.pipelines.components.transformers.preprocessing.natural</code> method), 1191
<code>default_parameters()</code> ( <code>evalml.pipelines.components.transformers.preprocessing.datetime</code> method), 1165	<code>default_parameters()</code> ( <code>evalml.pipelines.components.transformers.preprocessing.Natural</code> method), 1249
<code>default_parameters()</code> ( <code>evalml.pipelines.components.transformers.preprocessing.DateTimeFeature</code> method), 1225	<code>default_parameters()</code> ( <code>evalml.pipelines.components.transformers.preprocessing.polynom</code> method), 1195
<code>default_parameters()</code> ( <code>evalml.pipelines.components.transformers.preprocessing.Decompose</code> method), 1228	<code>default_parameters()</code> ( <code>evalml.pipelines.components.transformers.preprocessing.Polynom</code> method), 1253
<code>default_parameters()</code> ( <code>evalml.pipelines.components.transformers.preprocessing.datetime</code> method), 1169	<code>default_parameters()</code> ( <code>evalml.pipelines.components.transformers.preprocessing.replace</code> method), 1200
<code>default_parameters()</code> ( <code>evalml.pipelines.components.transformers.preprocessing.DatetimeFeature</code> method), 1232	<code>default_parameters()</code> ( <code>evalml.pipelines.components.transformers.preprocessing.Replace</code> method), 1258
<code>default_parameters()</code> ( <code>evalml.pipelines.components.transformers.preprocessing.datetime</code> method), 1173	<code>default_parameters()</code> ( <code>evalml.pipelines.components.transformers.preprocessing.stl_dec</code> method), 1204
<code>default_parameters()</code> ( <code>evalml.pipelines.components.transformers.preprocessing.datetime</code> method), 1176	<code>default_parameters()</code> ( <code>evalml.pipelines.components.transformers.preprocessing.STLDec</code> method), 1261
<code>default_parameters()</code> ( <code>evalml.pipelines.components.transformers.preprocessing.datetime</code> method), 1179	<code>default_parameters()</code> ( <code>evalml.pipelines.components.transformers.preprocessing.text_tra</code> method), 1209
<code>default_parameters()</code> ( <code>evalml.pipelines.components.transformers.preprocessing.datetime</code> method), 1235	<code>default_parameters()</code> ( <code>evalml.pipelines.components.transformers.preprocessing.TextTra</code> method), 1265
<code>default_parameters()</code> ( <code>evalml.pipelines.components.transformers.preprocessing.datetime</code> method), 1237	<code>default_parameters()</code> ( <code>evalml.pipelines.components.transformers.preprocessing.time_se</code> method), 1213
<code>default_parameters()</code> ( <code>evalml.pipelines.components.transformers.preprocessing.datetime</code> method), 1240	<code>default_parameters()</code> ( <code>evalml.pipelines.components.transformers.preprocessing.time_se</code> method), 1216
<code>default_parameters()</code> ( <code>evalml.pipelines.components.transformers.preprocessing.datetime</code> method), 1242	<code>default_parameters()</code> ( <code>evalml.pipelines.components.transformers.preprocessing.TimeSe</code> method), 1269
<code>default_parameters()</code> ( <code>evalml.pipelines.components.transformers.preprocessing.datetime</code> method), 1182	<code>default_parameters()</code> ( <code>evalml.pipelines.components.transformers.preprocessing.TimeSe</code> method), 1272

<code>default_parameters()</code> ( <code>evalml.pipelines.components.transformers.preprocessing.transformers.Imputer</code> <code>method</code> ), 1219	<code>default_parameters()</code> ( <code>evalml.pipelines.components.transformers.preprocessing.transformers.Imputer</code> <code>method</code> ), 1390
<code>default_parameters()</code> ( <code>evalml.pipelines.components.transformers.preprocessing.transformers.Imputer</code> <code>method</code> ), 1222	<code>default_parameters()</code> ( <code>evalml.pipelines.components.transformers.preprocessing.transformers.Imputer</code> <code>method</code> ), 1393
<code>default_parameters()</code> ( <code>evalml.pipelines.components.transformers.preprocessing.transformers.Imputer</code> <code>method</code> ), 1274	<code>default_parameters()</code> ( <code>evalml.pipelines.components.transformers.preprocessing.transformers.Imputer</code> <code>method</code> ), 1398
<code>default_parameters()</code> ( <code>evalml.pipelines.components.transformers.ReplaceNullables</code> <code>method</code> ), 1369	<code>default_parameters()</code> ( <code>evalml.pipelines.components.transformers.ReplaceNullables</code> <code>method</code> ), 1401
<code>default_parameters()</code> ( <code>evalml.pipelines.components.transformers.RFClassifier</code> <code>method</code> ), 1371	<code>default_parameters()</code> ( <code>evalml.pipelines.components.transformers.RFClassifier</code> <code>method</code> ), 1404
<code>default_parameters()</code> ( <code>evalml.pipelines.components.transformers.RFClassifier</code> <code>method</code> ), 1374	<code>default_parameters()</code> ( <code>evalml.pipelines.components.transformers.RFClassifier</code> <code>method</code> ), 1407
<code>default_parameters()</code> ( <code>evalml.pipelines.components.transformers.RFRegressor</code> <code>method</code> ), 1377	<code>default_parameters()</code> ( <code>evalml.pipelines.components.transformers.RFRegressor</code> <code>method</code> ), 1410
<code>default_parameters()</code> ( <code>evalml.pipelines.components.transformers.RFRegressor</code> <code>method</code> ), 1380	<code>default_parameters()</code> ( <code>evalml.pipelines.components.transformers.RFRegressor</code> <code>method</code> ), 1413
<code>default_parameters()</code> ( <code>evalml.pipelines.components.transformers.samplers.base_sampler</code> <code>method</code> ), 1277	<code>default_parameters()</code> ( <code>evalml.pipelines.components.transformers.samplers.base_sampler</code> <code>method</code> ), 1309
<code>default_parameters()</code> ( <code>evalml.pipelines.components.transformers.samplers.Oversampler</code> <code>method</code> ), 1287	<code>default_parameters()</code> ( <code>evalml.pipelines.components.transformers.samplers.Oversampler</code> <code>method</code> ), 1416
<code>default_parameters()</code> ( <code>evalml.pipelines.components.transformers.samplers.oversampler</code> <code>method</code> ), 1281	<code>default_parameters()</code> ( <code>evalml.pipelines.components.transformers.samplers.oversampler</code> <code>method</code> ), 1419
<code>default_parameters()</code> ( <code>evalml.pipelines.components.transformers.samplers.Undersampler</code> <code>method</code> ), 1290	<code>default_parameters()</code> ( <code>evalml.pipelines.components.transformers.samplers.Undersampler</code> <code>method</code> ), 1636
<code>default_parameters()</code> ( <code>evalml.pipelines.components.transformers.samplers.undersampler</code> <code>method</code> ), 1284	<code>default_parameters()</code> ( <code>evalml.pipelines.components.transformers.samplers.undersampler</code> <code>method</code> ), 1639
<code>default_parameters()</code> ( <code>evalml.pipelines.components.transformers.scalers.standard_scaler</code> <code>method</code> ), 1293	<code>default_parameters()</code> ( <code>evalml.pipelines.components.transformers.scalers.standard_scaler</code> <code>method</code> ), 1642
<code>default_parameters()</code> ( <code>evalml.pipelines.components.transformers.scalers.StandardScaler</code> <code>method</code> ), 1296	<code>default_parameters()</code> ( <code>evalml.pipelines.components.transformers.scalers.StandardScaler</code> <code>method</code> ), 1645
<code>default_parameters()</code> ( <code>evalml.pipelines.components.transformers.SelectByType</code> <code>method</code> ), 1383	<code>default_parameters()</code> ( <code>evalml.pipelines.components.transformers.SelectByType</code> <code>method</code> ), 1648
<code>default_parameters()</code> ( <code>evalml.pipelines.components.transformers.SelectColumns</code> <code>method</code> ), 1385	<code>default_parameters()</code> ( <code>evalml.pipelines.components.transformers.SelectColumns</code> <code>method</code> ), 1651
<code>default_parameters()</code> ( <code>evalml.pipelines.components.transformers.SimpleImputer</code> <code>method</code> ), 1388	<code>default_parameters()</code> ( <code>evalml.pipelines.components.transformers.SimpleImputer</code> <code>method</code> ), 1654



`default_parameters()` [1857](#)  
 (*evalml.pipelines.components.XGBoostRegressor* `default_parameters()`  
*method*), [1657](#)

`default_parameters()` [1860](#)  
 (*evalml.pipelines.DecisionTreeClassifier* `default_parameters()`  
*method*), [1787](#)

`default_parameters()` [1863](#)  
 (*evalml.pipelines.DecisionTreeRegressor* `default_parameters()`  
*method*), [1791](#)

`default_parameters()` [1872](#)  
 (*evalml.pipelines.DFSTransformer* `default_parameters()`  
*method*), [1794](#)

`default_parameters()` [1875](#)  
 (*evalml.pipelines.DropNaNRowsTransformer* `default_parameters()`  
*method*), [1797](#)

`default_parameters()` [1878](#)  
 (*evalml.pipelines.ElasticNetClassifier* `default_parameters()`  
*method*), [1800](#)

`default_parameters()` [1887](#)  
 (*evalml.pipelines.ElasticNetRegressor* `default_parameters()`  
*method*), [1803](#)

`default_parameters()` [1890](#)  
 (*evalml.pipelines.Estimator* `default_parameters()`  
*method*), [1806](#)

`default_parameters()` [1893](#)  
 (*evalml.pipelines.ExponentialSmoothingRegressor* `default_parameters()`  
*method*), [1809](#)

`default_parameters()` [1896](#)  
 (*evalml.pipelines.ExtraTreesClassifier* `default_parameters()`  
*method*), [1813](#)

`default_parameters()` [1900](#)  
 (*evalml.pipelines.ExtraTreesRegressor* `default_parameters()`  
*method*), [1817](#)

`default_parameters()` [1904](#)  
 (*evalml.pipelines.FeatureSelector* `default_parameters()`  
*method*), [1819](#)

`default_parameters()` [1907](#)  
 (*evalml.pipelines.Imputer* `default_parameters()`  
*method*), [1822](#)

`default_parameters()` [1909](#)  
 (*evalml.pipelines.KNeighborsClassifier* `default_parameters()`  
*method*), [1825](#)

`default_parameters()` [1913](#)  
 (*evalml.pipelines.LightGBMClassifier* `default_parameters()`  
*method*), [1829](#)

`default_parameters()` [1916](#)  
 (*evalml.pipelines.LightGBMRegressor* `default_parameters()`  
*method*), [1832](#)

`default_parameters()` [1934](#)  
 (*evalml.pipelines.LinearRegressor* `default_parameters()`  
*method*), [1835](#)

`default_parameters()` [1937](#)  
 (*evalml.pipelines.LogisticRegressionClassifier* `default_parameters()`  
*method*), [1839](#)

`default_parameters()` [1937](#)  
 (*evalml.pipelines.OneHotEncoder* `default_parameters()`  
*method*),

`default_parameters()` [1857](#)  
 (*evalml.pipelines.OrdinalEncoder* `default_parameters()`  
*method*),

`default_parameters()` [1860](#)  
 (*evalml.pipelines.PerColumnImputer* `default_parameters()`  
*method*),

`default_parameters()` [1863](#)  
 (*evalml.pipelines.ProphetRegressor* `default_parameters()`  
*method*),

`default_parameters()` [1872](#)  
 (*evalml.pipelines.RandomForestClassifier* `default_parameters()`  
*method*),

`default_parameters()` [1875](#)  
 (*evalml.pipelines.RandomForestRegressor* `default_parameters()`  
*method*),

`default_parameters()` [1878](#)  
 (*evalml.pipelines.RFClassifierSelectFromModel* `default_parameters()`  
*method*),

`default_parameters()` [1887](#)  
 (*evalml.pipelines.RFRegressorSelectFromModel* `default_parameters()`  
*method*),

`default_parameters()` [1890](#)  
 (*evalml.pipelines.SimpleImputer* `default_parameters()`  
*method*),

`default_parameters()` [1893](#)  
 (*evalml.pipelines.StackedEnsembleBase* `default_parameters()`  
*method*),

`default_parameters()` [1896](#)  
 (*evalml.pipelines.StackedEnsembleClassifier* `default_parameters()`  
*method*),

`default_parameters()` [1900](#)  
 (*evalml.pipelines.StackedEnsembleRegressor* `default_parameters()`  
*method*),

`default_parameters()` [1904](#)  
 (*evalml.pipelines.StandardScaler* `default_parameters()`  
*method*),

`default_parameters()` [1907](#)  
 (*evalml.pipelines.SVMClassifier* `default_parameters()`  
*method*),

`default_parameters()` [1909](#)  
 (*evalml.pipelines.SVMRegressor* `default_parameters()`  
*method*),

`default_parameters()` [1913](#)  
 (*evalml.pipelines.TargetEncoder* `default_parameters()`  
*method*),

`default_parameters()` [1916](#)  
 (*evalml.pipelines.TimeSeriesFeaturizer* `default_parameters()`  
*method*),

`default_parameters()` [1934](#)  
 (*evalml.pipelines.TimeSeriesImputer* `default_parameters()`  
*method*),

`default_parameters()` [1937](#)  
 (*evalml.pipelines.TimeSeriesRegularizer*

- method*), 1956
- `default_parameters()` (*evalml.pipelines.Transformer* *method*), 1959
- `default_parameters()` (*evalml.pipelines.VARMAXRegressor* *method*), 1962
- `default_parameters()` (*evalml.pipelines.VowpalWabbitBinaryClassifier* *method*), 1964
- `default_parameters()` (*evalml.pipelines.VowpalWabbitMulticlassClassifier* *method*), 1968
- `default_parameters()` (*evalml.pipelines.VowpalWabbitRegressor* *method*), 1970
- `default_parameters()` (*evalml.pipelines.XGBoostClassifier* *method*), 1974
- `default_parameters()` (*evalml.pipelines.XGBoostRegressor* *method*), 1977
- `DEFAULT_RECOMMENDATION_OBJECTIVES` (in module *evalml.objectives.utils*), 593
- `DefaultAlgorithm` (class in *evalml.automl.automl\_algorithm*), 287
- `DefaultAlgorithm` (class in *evalml.automl.automl\_algorithm.default\_algorithm*), 279
- `DefaultDataChecks` (class in *evalml.data\_checks*), 417
- `DefaultDataChecks` (class in *evalml.data\_checks.default\_data\_checks*), 364
- `deprecate_arg()` (in module *evalml.utils*), 2039
- `deprecate_arg()` (in module *evalml.utils.gen\_utils*), 2032
- `describe()` (*evalml.pipelines.ARIMARegressor* *method*), 1759
- `describe()` (*evalml.pipelines.binary\_classification\_pipeline.BinaryClassificationPipeline* *method*), 1662
- `describe()` (*evalml.pipelines.BinaryClassificationPipeline* *method*), 1763
- `describe()` (*evalml.pipelines.CatBoostClassifier* *method*), 1769
- `describe()` (*evalml.pipelines.CatBoostRegressor* *method*), 1772
- `describe()` (*evalml.pipelines.classification\_pipeline.ClassificationPipeline* *method*), 1670
- `describe()` (*evalml.pipelines.ClassificationPipeline* *method*), 1776
- `describe()` (*evalml.pipelines.component\_graph.ComponentGraph* *method*), 1676
- `describe()` (*evalml.pipelines.ComponentGraph* *method*), 1782
- `describe()` (*evalml.pipelines.components.ARIMARegressor* *method*), 1436
- `describe()` (*evalml.pipelines.components.BaselineClassifier* *method*), 1439
- `describe()` (*evalml.pipelines.components.BaselineRegressor* *method*), 1442
- `describe()` (*evalml.pipelines.components.CatBoostClassifier* *method*), 1446
- `describe()` (*evalml.pipelines.components.CatBoostRegressor* *method*), 1449
- `describe()` (*evalml.pipelines.components.component\_base.ComponentBase* *method*), 1422
- `describe()` (*evalml.pipelines.components.ComponentBase* *method*), 1452
- `describe()` (*evalml.pipelines.components.DateTimeFeaturizer* *method*), 1455
- `describe()` (*evalml.pipelines.components.DecisionTreeClassifier* *method*), 1459
- `describe()` (*evalml.pipelines.components.DecisionTreeRegressor* *method*), 1462
- `describe()` (*evalml.pipelines.components.DFSTransformer* *method*), 1466
- `describe()` (*evalml.pipelines.components.DropColumns* *method*), 1468
- `describe()` (*evalml.pipelines.components.DropNaNRowsTransformer* *method*), 1470
- `describe()` (*evalml.pipelines.components.DropNullColumns* *method*), 1473
- `describe()` (*evalml.pipelines.components.DropRowsTransformer* *method*), 1475
- `describe()` (*evalml.pipelines.components.ElasticNetClassifier* *method*), 1478
- `describe()` (*evalml.pipelines.components.ElasticNetRegressor* *method*), 1481
- `describe()` (*evalml.pipelines.components.EmailFeaturizer* *method*), 1484
- `describe()` (*evalml.pipelines.components.ensemble.stacked\_ensemble\_base.StackedEnsembleBase* *method*), 692
- `describe()` (*evalml.pipelines.components.ensemble.stacked\_ensemble\_classifier.StackedEnsembleClassifier* *method*), 696
- `describe()` (*evalml.pipelines.components.ensemble.stacked\_ensemble\_regressor.StackedEnsembleRegressor* *method*), 701
- `describe()` (*evalml.pipelines.components.ensemble.StackedEnsembleBase* *method*), 704
- `describe()` (*evalml.pipelines.components.ensemble.StackedEnsembleClassifier* *method*), 708
- `describe()` (*evalml.pipelines.components.ensemble.StackedEnsembleRegressor* *method*), 712
- `describe()` (*evalml.pipelines.components.Estimator* *method*), 1487
- `describe()` (*evalml.pipelines.components.estimators.ARIMARegressor* *method*), 950
- `describe()` (*evalml.pipelines.components.estimators.BaselineClassifier* *method*), 954
- `describe()` (*evalml.pipelines.components.estimators.BaselineRegressor* *method*), 954



method), 829

describe() (evalml.pipelines.components.estimators.regressors.LinearRegressor method), 897

describe() (evalml.pipelines.components.estimators.regressors.LogisticRegression method), 832

describe() (evalml.pipelines.components.estimators.regressors.NeuralNetworkRegressor method), 900

describe() (evalml.pipelines.components.estimators.regressors.PolynomialRegressor method), 837

describe() (evalml.pipelines.components.estimators.regressors.RidgeRegressor method), 841

describe() (evalml.pipelines.components.estimators.regressors.SVMRegressor method), 904

describe() (evalml.pipelines.components.estimators.regressors.TimeSeriesBaselineEstimator method), 908

describe() (evalml.pipelines.components.estimators.regressors.VARMAXRegressor method), 845

describe() (evalml.pipelines.components.estimators.regressors.ExponentialSmoothingRegressor method), 912

describe() (evalml.pipelines.components.estimators.regressors.ExtraTreesRegressor method), 849

describe() (evalml.pipelines.components.estimators.regressors.RandomForestRegressor method), 915

describe() (evalml.pipelines.components.estimators.regressors.GradientBoostingRegressor method), 852

describe() (evalml.pipelines.components.estimators.regressors.XGBoostRegressor method), 918

describe() (evalml.pipelines.components.estimators.regressors.LightGBMRegressor method), 858

describe() (evalml.pipelines.components.estimators.regressors.CatBoostRegressor method), 922

describe() (evalml.pipelines.components.estimators.regressors.LstmRegressor method), 925

describe() (evalml.pipelines.components.estimators.regressors.ProphetRegressor method), 862

describe() (evalml.pipelines.components.estimators.regressors.SvmClassifier method), 865

describe() (evalml.pipelines.components.estimators.regressors.LinearClassifier method), 928

describe() (evalml.pipelines.components.estimators.regressors.LogisticClassifier method), 869

describe() (evalml.pipelines.components.estimators.regressors.NeuralNetworkClassifier method), 932

describe() (evalml.pipelines.components.estimators.regressors.PolynomialClassifier method), 874

describe() (evalml.pipelines.components.estimators.regressors.RidgeClassifier method), 935

describe() (evalml.pipelines.components.estimators.regressors.SVMClassifier method), 877

describe() (evalml.pipelines.components.estimators.regressors.TimeSeriesBaselineEstimator method), 938

describe() (evalml.pipelines.components.estimators.regressors.VARMAXRegressor method), 881

describe() (evalml.pipelines.components.estimators.regressors.ExponentialSmoothingRegressor method), 942

describe() (evalml.pipelines.components.estimators.SVMClassifier method), 1026

describe() (evalml.pipelines.components.estimators.SVMRegressor method), 1029

describe() (evalml.pipelines.components.estimators.TimeSeriesBaselineEstimator method), 1032

describe() (evalml.pipelines.components.estimators.VARMAXRegressor method), 1036

describe() (evalml.pipelines.components.estimators.ExponentialSmoothingRegressor method), 1039

describe() (evalml.pipelines.components.estimators.VowpalWabbitMulticlassClassifier method), 1042

describe() (evalml.pipelines.components.estimators.VowpalWabbitRegressor method), 1045

describe() (evalml.pipelines.components.estimators.XGBoostClassifier method), 1048

describe() (evalml.pipelines.components.estimators.XGBoostRegressor method), 1051

describe() (evalml.pipelines.components.ExponentialSmoothingRegressor method), 1491

describe() (evalml.pipelines.components.ExtraTreesClassifier method), 1494

describe() (evalml.pipelines.components.ExtraTreesRegressor method), 1498

describe() (evalml.pipelines.components.FeatureSelector method), 1501

describe() (evalml.pipelines.components.Imputer method), 1504

describe() (evalml.pipelines.components.KNeighborsClassifier method), 1507

describe() (evalml.pipelines.components.LabelEncoder method), 1510

describe() (evalml.pipelines.components.LightGBMClassifier method), 1513

describe() (evalml.pipelines.components.LightGBMRegressor method), 1517

describe() (evalml.pipelines.components.LinearDiscriminantAnalysis method), 1520

describe() (evalml.pipelines.components.LogisticRegressionClassifier method), 1526

describe() (evalml.pipelines.components.LogTransformer method), 1529

describe() (evalml.pipelines.components.LSA method), 1532

describe() (evalml.pipelines.components.NaturalLanguageFeaturizer method), 1537

describe() (evalml.pipelines.components.OneHotEncoder method), 1540

describe() (evalml.pipelines.components.OrdinalEncoder method), 1543



method), 1544

`describe()` (`evalml.pipelines.components.Oversampler` method), 1546

`describe()` (`evalml.pipelines.components.PCA` method), 1549

`describe()` (`evalml.pipelines.components.PerColumnImputer` method), 1551

`describe()` (`evalml.pipelines.components.PolynomialDecomposer` method), 1555

`describe()` (`evalml.pipelines.components.ProphetRegressor` method), 1560

`describe()` (`evalml.pipelines.components.RandomForestClassifier` method), 1563

`describe()` (`evalml.pipelines.components.RandomForestRegressor` method), 1566

`describe()` (`evalml.pipelines.components.ReplaceNullables` method), 1568

`describe()` (`evalml.pipelines.components.RFClassifier` method), 1571

`describe()` (`evalml.pipelines.components.RFClassifierSelector` method), 1574

`describe()` (`evalml.pipelines.components.RFRegressor` method), 1577

`describe()` (`evalml.pipelines.components.RFRegressorSelector` method), 1580

`describe()` (`evalml.pipelines.components.SelectByType` method), 1583

`describe()` (`evalml.pipelines.components.SelectColumns` method), 1585

`describe()` (`evalml.pipelines.components.SimpleImputer` method), 1587

`describe()` (`evalml.pipelines.components.StackedEnsembleClassifier` method), 1590

`describe()` (`evalml.pipelines.components.StackedEnsembleRegressor` method), 1594

`describe()` (`evalml.pipelines.components.StackedEnsembleTransformer` method), 1598

`describe()` (`evalml.pipelines.components.StandardScaler` method), 1601

`describe()` (`evalml.pipelines.components.STLDecomposer` method), 1604

`describe()` (`evalml.pipelines.components.SVMClassifier` method), 1609

`describe()` (`evalml.pipelines.components.SVMRegressor` method), 1613

`describe()` (`evalml.pipelines.components.TargetEncoder` method), 1616

`describe()` (`evalml.pipelines.components.TargetImputer` method), 1618

`describe()` (`evalml.pipelines.components.TimeSeriesBaseModel` method), 1621

`describe()` (`evalml.pipelines.components.TimeSeriesFeatureSelector` method), 1625

`describe()` (`evalml.pipelines.components.TimeSeriesImputer` method), 1627

`describe()` (`evalml.pipelines.components.TimeSeriesRegularizer` method), 1630

`describe()` (`evalml.pipelines.components.Transformer` method), 1633

`describe()` (`evalml.pipelines.components.transformers.column_selectors.ColumnSelector` method), 1299

`describe()` (`evalml.pipelines.components.transformers.column_selectors.ColumnSelectorBase` method), 1302

`describe()` (`evalml.pipelines.components.transformers.column_selectors.ColumnSelectorV2` method), 1304

`describe()` (`evalml.pipelines.components.transformers.column_selectors.ColumnSelectorV3` method), 1306

`describe()` (`evalml.pipelines.components.transformers.DateTimeFeaturizer` method), 1313

`describe()` (`evalml.pipelines.components.transformers.DFSTransformer` method), 1317

`describe()` (`evalml.pipelines.components.transformers.dimensionality_reduction.ReductionMethod` method), 1055

`describe()` (`evalml.pipelines.components.transformers.dimensionality_reduction.ReductionMethodV2` method), 1060

`describe()` (`evalml.pipelines.components.transformers.dimensionality_reduction.ReductionMethodV3` method), 1063

`describe()` (`evalml.pipelines.components.transformers.dimensionality_reduction.ReductionMethodV4` method), 1066

`describe()` (`evalml.pipelines.components.transformers.DropColumns` method), 1319

`describe()` (`evalml.pipelines.components.transformers.DropNaNRowsTransformer` method), 1321

`describe()` (`evalml.pipelines.components.transformers.DropNullColumnsTransformer` method), 1324

`describe()` (`evalml.pipelines.components.transformers.DropRowsTransformer` method), 1326

`describe()` (`evalml.pipelines.components.transformers.EmailFeaturizer` method), 1328

`describe()` (`evalml.pipelines.components.transformers.encoders.label_encoder.LabelEncoder` method), 1066

`describe()` (`evalml.pipelines.components.transformers.encoders.LabelEncoderV2` method), 1081

`describe()` (`evalml.pipelines.components.transformers.encoders.onehot_encoder.OneHotEncoder` method), 1069

`describe()` (`evalml.pipelines.components.transformers.encoders.OneHotEncoderV2` method), 1084

`describe()` (`evalml.pipelines.components.transformers.encoders.ordinal_encoder.OrdinalEncoder` method), 1074

`describe()` (`evalml.pipelines.components.transformers.encoders.OrdinalEncoderV2` method), 1088

`describe()` (`evalml.pipelines.components.transformers.encoders.target_encoder.TargetEncoder` method), 1078

`describe()` (`evalml.pipelines.components.transformers.encoders.TargetEncoderV2` method), 1091

`describe()` (`evalml.pipelines.components.transformers.feature_selection.FeatureSelector` method), 1094

`describe()` (`evalml.pipelines.components.transformers.feature_selection.FeatureSelectorV2` method), 1094

method), 1114

describe() (evalml.pipelines.components.transformers.feature\_elimination.NativeFeatureEliminator), 1097

describe() (evalml.pipelines.components.transformers.feature\_elimination.RFClassifierFeatureEliminator), 1101

describe() (evalml.pipelines.components.transformers.feature\_elimination.RFRegressorFeatureEliminator), 1104

describe() (evalml.pipelines.components.transformers.feature\_elimination.RFClassifierFeatureEliminator), 1107

describe() (evalml.pipelines.components.transformers.feature\_elimination.RFRegressorFeatureEliminator), 1110

describe() (evalml.pipelines.components.transformers.feature\_elimination.RFClassifierFeatureEliminator), 1117

describe() (evalml.pipelines.components.transformers.feature\_elimination.RFRegressorFeatureEliminator), 1120

describe() (evalml.pipelines.components.transformers.feature\_elimination.RFClassifierFeatureEliminator), 1123

describe() (evalml.pipelines.components.transformers.feature\_elimination.RFRegressorFeatureEliminator), 1126

describe() (evalml.pipelines.components.transformers.FeatureSelector), 1331

describe() (evalml.pipelines.components.transformers.Imputer), 1334

describe() (evalml.pipelines.components.transformers.imputer.KNNImputer), 1149

describe() (evalml.pipelines.components.transformers.imputer.KNNImputer), 1130

describe() (evalml.pipelines.components.transformers.imputer.KNNImputer), 1133

describe() (evalml.pipelines.components.transformers.imputer.KNNImputer), 1152

describe() (evalml.pipelines.components.transformers.imputer.KNNImputer), 1136

describe() (evalml.pipelines.components.transformers.imputer.KNNImputer), 1154

describe() (evalml.pipelines.components.transformers.imputer.KNNImputer), 1139

describe() (evalml.pipelines.components.transformers.imputer.KNNImputer), 1157

describe() (evalml.pipelines.components.transformers.imputer.KNNImputer), 1142

describe() (evalml.pipelines.components.transformers.imputer.KNNImputer), 1160

describe() (evalml.pipelines.components.transformers.imputer.KNNImputer), 1146

describe() (evalml.pipelines.components.transformers.imputer.KNNImputer), 1162

describe() (evalml.pipelines.components.transformers.LabelEncoder), 1336

describe() (evalml.pipelines.components.transformers.LambdaCoxnet), 1339

describe() (evalml.pipelines.components.transformers.LogTransformer), 1341

describe() (evalml.pipelines.components.transformers.LS), 1344

describe() (evalml.pipelines.components.transformers.feature\_elimination.NativeFeatureEliminator), 1347

describe() (evalml.pipelines.components.transformers.feature\_elimination.RFClassifierFeatureEliminator), 1350

describe() (evalml.pipelines.components.transformers.feature\_elimination.RFRegressorFeatureEliminator), 1353

describe() (evalml.pipelines.components.transformers.feature\_elimination.RFClassifierFeatureEliminator), 1356

describe() (evalml.pipelines.components.transformers.feature\_elimination.RFRegressorFeatureEliminator), 1359

describe() (evalml.pipelines.components.transformers.PerColumnImputer), 1361

describe() (evalml.pipelines.components.transformers.PolynomialDecomposition), 1364

describe() (evalml.pipelines.components.transformers.preprocessing.data\_loader.DataLoader), 1166

describe() (evalml.pipelines.components.transformers.preprocessing.data\_loader.DataLoader), 1226

describe() (evalml.pipelines.components.transformers.preprocessing.Decoder), 1229

describe() (evalml.pipelines.components.transformers.preprocessing.decoder.Decoder), 1169

describe() (evalml.pipelines.components.transformers.preprocessing.DF), 1233

describe() (evalml.pipelines.components.transformers.preprocessing.dropna.Dropna), 1173

describe() (evalml.pipelines.components.transformers.preprocessing.dropna.Dropna), 1176

describe() (evalml.pipelines.components.transformers.preprocessing.dropna.Dropna), 1179

describe() (evalml.pipelines.components.transformers.preprocessing.Dropna), 1235

describe() (evalml.pipelines.components.transformers.preprocessing.Dropna), 1237

describe() (evalml.pipelines.components.transformers.preprocessing.Dropna), 1240

describe() (evalml.pipelines.components.transformers.preprocessing.Emulator), 1242

describe() (evalml.pipelines.components.transformers.preprocessing.feature\_selector.FeatureSelector), 1182

describe() (evalml.pipelines.components.transformers.preprocessing.log.LogTransformer), 1185

describe() (evalml.pipelines.components.transformers.preprocessing.LogTransformer), 1245

describe() (evalml.pipelines.components.transformers.preprocessing.LSA), 1247

describe() (evalml.pipelines.components.transformers.preprocessing.lsa.LSA), 1188

describe() (evalml.pipelines.components.transformers.preprocessing.natural\_language.NaturalLanguage), 1191

describe() (evalml.pipelines.components.transformers.preprocessing.NaturalLanguage), 1250

describe() (evalml.pipelines.components.transformers.preprocessing.poly

- method), 1195
- describe() (evalml.pipelines.components.transformers.principalcomponents.PCA), 1253
- describe() (evalml.pipelines.components.transformers.principalcomponents.RepeatedNullableType.SimpleImputer), 1200
- describe() (evalml.pipelines.components.transformers.principalcomponents.RepeatedNullableType.StandardScaler), 1258
- describe() (evalml.pipelines.components.transformers.principalcomponents.STLDecomposer), 1204
- describe() (evalml.pipelines.components.transformers.principalcomponents.TargetEncoder), 1261
- describe() (evalml.pipelines.components.transformers.principalcomponents.TargetImputer), 1209
- describe() (evalml.pipelines.components.transformers.principalcomponents.TimeSeriesFeatureTransformer), 1265
- describe() (evalml.pipelines.components.transformers.principalcomponents.TimeSeriesFeaturizer), 1213
- describe() (evalml.pipelines.components.transformers.principalcomponents.TimeSeriesRegularizer), 1216
- describe() (evalml.pipelines.components.transformers.principalcomponents.Transformer), 1269
- describe() (evalml.pipelines.components.transformers.principalcomponents.transformer.TransformerRegularizer), 1272
- describe() (evalml.pipelines.components.transformers.principalcomponents.undersampler.Undersampler), 1219
- describe() (evalml.pipelines.components.transformers.principalcomponents.URLFeaturizer), 1222
- describe() (evalml.pipelines.components.transformers.principalcomponents.Undersampler), 1275
- describe() (evalml.pipelines.components.transformers.RepeatedNullableType.URLFeaturizer), 1369
- describe() (evalml.pipelines.components.transformers.RFSelector), 1372
- describe() (evalml.pipelines.components.transformers.RFSelector), 1375
- describe() (evalml.pipelines.components.transformers.RFSelector), 1378
- describe() (evalml.pipelines.components.transformers.RFSelector), 1381
- describe() (evalml.pipelines.components.transformers.sampling.XGBoostClassifier), 1278
- describe() (evalml.pipelines.components.transformers.sampling.XGBoostRegressor), 1288
- describe() (evalml.pipelines.components.transformers.sampling.DecisionTreeClassifier), 1281
- describe() (evalml.pipelines.components.transformers.sampling.DecisionTreeRegressor), 1290
- describe() (evalml.pipelines.components.transformers.sampling.DFSampler), 1284
- describe() (evalml.pipelines.components.transformers.scaling.NaNRRowsTransformer), 1293
- describe() (evalml.pipelines.components.transformers.scaling.StandardScaler), 1296
- describe() (evalml.pipelines.components.transformers.SelectType), 1383
- describe() (evalml.pipelines.components.transformers.SelectColumns), 1385
- describe() (evalml.pipelines.components.transformers.RepeatedNullableType.SimpleImputer), 1388
- describe() (evalml.pipelines.components.transformers.RepeatedNullableType.StandardScaler), 1390
- describe() (evalml.pipelines.components.transformers.STLDecomposer), 1393
- describe() (evalml.pipelines.components.transformers.TargetEncoder), 1398
- describe() (evalml.pipelines.components.transformers.TargetImputer), 1401
- describe() (evalml.pipelines.components.transformers.TimeSeriesFeatureTransformer), 1404
- describe() (evalml.pipelines.components.transformers.TimeSeriesFeaturizer), 1407
- describe() (evalml.pipelines.components.transformers.TimeSeriesRegularizer), 1410
- describe() (evalml.pipelines.components.transformers.Transformer), 1413
- describe() (evalml.pipelines.components.transformers.transformer.TransformerRegularizer), 1309
- describe() (evalml.pipelines.components.undersampler.Undersampler), 1416
- describe() (evalml.pipelines.components.URLFeaturizer), 1419
- describe() (evalml.pipelines.components.Undersampler), 1636
- describe() (evalml.pipelines.components.URLFeaturizer), 1639
- describe() (evalml.pipelines.components.VARMAXRegressor), 1642
- describe() (evalml.pipelines.components.VowpalWabbitBinaryClassifier), 1645
- describe() (evalml.pipelines.components.VowpalWabbitMulticlassClassifier), 1648
- describe() (evalml.pipelines.components.VowpalWabbitRegressor), 1651
- describe() (evalml.pipelines.components.XGBoostClassifier), 1654
- describe() (evalml.pipelines.components.XGBoostRegressor), 1657
- describe() (evalml.pipelines.components.DecisionTreeClassifier), 1787
- describe() (evalml.pipelines.components.DecisionTreeRegressor), 1791
- describe() (evalml.pipelines.components.DFSampler), 1794
- describe() (evalml.pipelines.components.NaNRRowsTransformer), 1797
- describe() (evalml.pipelines.components.ElasticNetClassifier), 1800
- describe() (evalml.pipelines.components.ElasticNetRegressor), 1800

`method`), 1803  
`describe()` (`evalml.pipelines.Estimator` `method`), 1806  
`describe()` (`evalml.pipelines.ExponentialSmoothingRegressor` `method`), 1810  
`describe()` (`evalml.pipelines.ExtraTreesClassifier` `method`), 1813  
`describe()` (`evalml.pipelines.ExtraTreesRegressor` `method`), 1817  
`describe()` (`evalml.pipelines.FeatureSelector` `method`), 1819  
`describe()` (`evalml.pipelines.Imputer` `method`), 1822  
`describe()` (`evalml.pipelines.KNeighborsClassifier` `method`), 1825  
`describe()` (`evalml.pipelines.LightGBMClassifier` `method`), 1829  
`describe()` (`evalml.pipelines.LightGBMRegressor` `method`), 1833  
`describe()` (`evalml.pipelines.LinearRegressor` `method`), 1836  
`describe()` (`evalml.pipelines.LogisticRegressionClassifier` `method`), 1839  
`describe()` (`evalml.pipelines.multiclass_classification_pipeline.MulticlassClassificationPipeline` `method`), 1683  
`describe()` (`evalml.pipelines.MulticlassClassificationPipeline` `method`), 1844  
`describe()` (`evalml.pipelines.multiseries_regression_pipeline.MultiseriesRegressionPipeline` `method`), 1690  
`describe()` (`evalml.pipelines.MultiseriesRegressionPipeline` `method`), 1850  
`describe()` (`evalml.pipelines.OneHotEncoder` `method`), 1857  
`describe()` (`evalml.pipelines.OrdinalEncoder` `method`), 1861  
`describe()` (`evalml.pipelines.PerColumnImputer` `method`), 1863  
`describe()` (`evalml.pipelines.pipeline_base.PipelineBase` `method`), 1698  
`describe()` (`evalml.pipelines.PipelineBase` `method`), 1867  
`describe()` (`evalml.pipelines.ProphetRegressor` `method`), 1872  
`describe()` (`evalml.pipelines.RandomForestClassifier` `method`), 1875  
`describe()` (`evalml.pipelines.RandomForestRegressor` `method`), 1878  
`describe()` (`evalml.pipelines.regression_pipeline.RegressionPipeline` `method`), 1706  
`describe()` (`evalml.pipelines.RegressionPipeline` `method`), 1883  
`describe()` (`evalml.pipelines.RFClassifierSelectFromModel` `method`), 1888  
`describe()` (`evalml.pipelines.RFRegressorSelectFromModel` `method`), 1891  
`describe()` (`evalml.pipelines.SimpleImputer` `method`), 1893  
`describe()` (`evalml.pipelines.StackedEnsembleBase` `method`), 1896  
`describe()` (`evalml.pipelines.StackedEnsembleClassifier` `method`), 1900  
`describe()` (`evalml.pipelines.StackedEnsembleRegressor` `method`), 1904  
`describe()` (`evalml.pipelines.StandardScaler` `method`), 1907  
`describe()` (`evalml.pipelines.SVMClassifier` `method`), 1910  
`describe()` (`evalml.pipelines.SVMRegressor` `method`), 1913  
`describe()` (`evalml.pipelines.TargetEncoder` `method`), 1916  
`describe()` (`evalml.pipelines.time_series_classification_pipelines.TimeSeriesClassificationPipeline` `method`), 1713  
`describe()` (`evalml.pipelines.time_series_classification_pipelines.TimeSeriesClassificationPipeline` `method`), 1720  
`describe()` (`evalml.pipelines.time_series_classification_pipelines.TimeSeriesClassificationPipeline` `method`), 1728  
`describe()` (`evalml.pipelines.time_series_classification_pipeline_base.TimeSeriesClassificationPipelineBase` `method`), 1736  
`describe()` (`evalml.pipelines.time_series_regression_pipeline.TimeSeriesRegressionPipeline` `method`), 1744  
`describe()` (`evalml.pipelines.TimeSeriesBinaryClassificationPipeline` `method`), 1920  
`describe()` (`evalml.pipelines.TimeSeriesClassificationPipeline` `method`), 1928  
`describe()` (`evalml.pipelines.TimeSeriesFeaturizer` `method`), 1934  
`describe()` (`evalml.pipelines.TimeSeriesImputer` `method`), 1937  
`describe()` (`evalml.pipelines.TimeSeriesMulticlassClassificationPipeline` `method`), 1941  
`describe()` (`evalml.pipelines.TimeSeriesRegressionPipeline` `method`), 1949  
`describe()` (`evalml.pipelines.TimeSeriesRegularizer` `method`), 1956  
`describe()` (`evalml.pipelines.Transformer` `method`), 1959  
`describe()` (`evalml.pipelines.VARMAXRegressor` `method`), 1962  
`describe()` (`evalml.pipelines.VowpalWabbitBinaryClassifier` `method`), 1965  
`describe()` (`evalml.pipelines.VowpalWabbitMulticlassClassifier` `method`), 1968  
`describe()` (`evalml.pipelines.VowpalWabbitRegressor` `method`), 1971  
`describe()` (`evalml.pipelines.XGBoostClassifier` `method`), 1974  
`describe()` (`evalml.pipelines.XGBoostRegressor` `method`), 1977  
`describe_pipeline()`



<code>(evalml.automl.automl_search.AutoMLSearch method)</code> , 317	<code>done()</code> ( <code>evalml.automl.engine.dask_engine.DaskComputation method</code> ), 297
<code>describe_pipeline()</code> ( <code>evalml.automl.AutoMLSearch method</code> ), 334	<code>done()</code> ( <code>evalml.automl.engine.engine_base.EngineComputation method</code> ), 300
<code>describe_pipeline()</code> ( <code>evalml.AutoMLSearch method</code> ), 2047	<code>done()</code> ( <code>evalml.automl.engine.EngineComputation method</code> ), 309
<code>detect_problem_type()</code> ( <i>in module <code>evalml.problem_types</code></i> ), 2009	<code>done()</code> ( <code>evalml.automl.engine.sequential_engine.SequentialComputation method</code> ), 303
<code>detect_problem_type()</code> ( <i>in module <code>evalml.problem_types.utils</code></i> ), 2006	<code>downcast_nullable_types()</code> ( <i>in module <code>evalml.utils</code></i> ), 2040
<code>determine_periodicity()</code> ( <code>evalml.pipelines.components.PolynomialDecomposer class method</code> ), 1555	<code>downcast_nullable_types()</code> ( <i>in module <code>evalml.utils.woodwork_utils</code></i> ), 2037
<code>determine_periodicity()</code> ( <code>evalml.pipelines.components.STLDecomposer class method</code> ), 1604	<code>DOWNCAST_TYPE_DICT</code> ( <i>in module <code>evalml.utils.nullable_type_utils</code></i> ), 2036
<code>determine_periodicity()</code> ( <code>evalml.pipelines.components.transformers.PolynomialDecomposer class method</code> ), 1364	<code>drop_rows_with_nans()</code> ( <i>in module <code>evalml.utils</code></i> ), 2040
<code>determine_periodicity()</code> ( <code>evalml.pipelines.components.transformers.preprocessing.DropColumns class method</code> ), 1229	<code>drop_rows_with_nans()</code> ( <i>in module <code>evalml.utils.gen_utils</code></i> ), 2032
<code>determine_periodicity()</code> ( <code>evalml.pipelines.components.transformers.preprocessing.DropColumns class method</code> ), 1169	<code>DropColumns</code> ( <i>class in <code>evalml.pipelines.components</code></i> ), 1467
<code>determine_periodicity()</code> ( <code>evalml.pipelines.components.transformers.preprocessing.DropColumns class method</code> ), 1195	<code>DropColumns</code> ( <i>class in <code>evalml.pipelines.components</code></i> ), 1318
<code>determine_periodicity()</code> ( <code>evalml.pipelines.components.transformers.preprocessing.DropColumns class method</code> ), 1253	<code>DropColumns</code> ( <i>class in <code>evalml.pipelines.components</code></i> ), 1301
<code>determine_periodicity()</code> ( <code>evalml.pipelines.components.transformers.preprocessing.DropColumns class method</code> ), 1204	<code>DropNaNRowsTransformer</code> ( <i>class in <code>evalml.pipelines</code></i> ), 1496
<code>determine_periodicity()</code> ( <code>evalml.pipelines.components.transformers.preprocessing.DropColumns class method</code> ), 1261	<code>DropNaNRowsTransformer</code> ( <i>class in <code>evalml.pipelines.components</code></i> ), 1469
<code>determine_periodicity()</code> ( <code>evalml.pipelines.components.transformers.preprocessing.DropColumns class method</code> ), 1394	<code>DropNaNRowsTransformer</code> ( <i>class in <code>evalml.pipelines.components.transformers</code></i> ), 1320
<code>DFSTransformer</code> ( <i>class in <code>evalml.pipelines</code></i> ), 1793	<code>DropNaNRowsTransformer</code> ( <i>class in <code>evalml.pipelines.components.transformers.preprocessing</code></i> ), 1234
<code>DFSTransformer</code> ( <i>class in <code>evalml.pipelines.components</code></i> ), 1464	<code>DropNaNRowsTransformer</code> ( <i>class in <code>evalml.pipelines.components.transformers.preprocessing</code></i> ), 1172
<code>DFSTransformer</code> ( <i>class in <code>evalml.pipelines.components.transformers</code></i> ), 1315	<code>DropNullColumns</code> ( <i>class in <code>evalml.pipelines.components</code></i> ), 1472
<code>DFSTransformer</code> ( <i>class in <code>evalml.pipelines.components.transformers.preprocessing</code></i> ), 1231	<code>DropNullColumns</code> ( <i>class in <code>evalml.pipelines.components.transformers</code></i> ), 1323
<code>DFSTransformer</code> ( <i>class in <code>evalml.pipelines.components.transformers.preprocessing</code></i> ), 1181	<code>DropNullColumns</code> ( <i>class in <code>evalml.pipelines.components.transformers.preprocessing</code></i> ), 1236
<code>done()</code> ( <code>evalml.automl.engine.cf_engine.CFComputation method</code> ), 294	<code>DropNullColumns</code> ( <i>class in <code>evalml.pipelines.components.transformers.preprocessing</code></i> ), 1175
	<code>DropRowsTransformer</code> ( <i>class in <code>evalml.pipelines.components</code></i> ), 1474
	<code>DropRowsTransformer</code> ( <i>class in <code>evalml.pipelines.components.transformers</code></i> ), 1325

DropRowsTransformer (class in EngineComputation (class in evalml.pipelines.components.transformers.preprocessing), 1239

DropRowsTransformer (class in Estimator (class in evalml.pipelines.components.transformers.preprocessing), 1178

## E

elapsed() (evalml.automl.Progress method), 338

elapsed() (evalml.automl.progress.Progress method), 325

ElasticNetClassifier (class in evalml.pipelines), 1798

ElasticNetClassifier (class in evalml.pipelines.components), 1477

ElasticNetClassifier (class in evalml.pipelines.components.estimators), 973

ElasticNetClassifier (class in evalml.pipelines.components.estimators.classifiers), 778

ElasticNetClassifier (class in evalml.pipelines.components.estimators.classifiers.classifiers), 726

ElasticNetRegressor (class in evalml.pipelines), 1802

ElasticNetRegressor (class in evalml.pipelines.components), 1480

ElasticNetRegressor (class in evalml.pipelines.components.estimators), 976

ElasticNetRegressor (class in evalml.pipelines.components.estimators.regressors), 899

ElasticNetRegressor (class in evalml.pipelines.components.estimators.regressors.regressors), 831

EmailFeaturizer (class in evalml.pipelines.components), 1483

EmailFeaturizer (class in evalml.pipelines.components.transformers), 1327

EmailFeaturizer (class in evalml.pipelines.components.transformers.preprocessing), 1241

EmailFeaturizer (class in evalml.pipelines.components.transformers.preprocessing.preprocessing), 1219

EngineBase (class in evalml.automl), 336

EngineBase (class in evalml.automl.engine), 309

EngineBase (class in evalml.automl.engine.engine\_base), 300

EngineComputation (class in evalml.automl.engine), 309

EngineComputation (class in evalml.automl.engine.engine\_base), 300

error() (evalml.automl.engine.engine\_base.JobLogger method), 301

Estimator (class in evalml.pipelines), 1805

Estimator (class in evalml.pipelines.components), 1486

Estimator (class in evalml.pipelines.components.estimators), 979

Estimator (class in evalml.pipelines.components.estimators.estimator), 944

estimator\_unable\_to\_handle\_nans() (in module evalml.pipelines.components.utils), 1425

evalml

evalml module, 276

evalml.automl

evalml module, 276

evalml.automl.automl\_algorithm

evalml module, 277

evalml.automl.automl\_algorithm.automl\_algorithm

evalml module, 277

evalml.automl.automl\_algorithm.default\_algorithm

evalml module, 279

evalml.automl.automl\_algorithm.iterative\_algorithm

evalml module, 282

evalml.automl.automl\_search

evalml module, 312

evalml.automl.callbacks

evalml module, 322

evalml.automl.engine

evalml module, 293

evalml.automl.engine.cf\_engine

evalml module, 293

evalml.automl.engine.dask\_engine

evalml module, 296

evalml.automl.engine.engine\_base

evalml module, 299

evalml.automl.engine.sequential\_engine

evalml module, 303

evalml.automl.pipeline\_search\_plots

evalml module, 323

evalml.automl.progress

evalml module, 324

evalml.automl.utils

evalml module, 326

evalml.data\_checks

evalml module, 342

evalml.data\_checks.class\_imbalance\_data\_check

evalml module, 342

evalml.data\_checks.data\_check

evalml module, 345

evalml.data\_checks.data\_check\_action

evalml module, 346

evalml.data\_checks.data\_check\_action\_code

evalml module, 347

---

<code>evalml.data_checks.data_check_action_option</code> module, 348	<code>evalml.exceptions</code> module, 449
<code>evalml.data_checks.data_check_message</code> module, 351	<code>evalml.exceptions.exceptions</code> module, 449
<code>evalml.data_checks.data_check_message_code</code> module, 352	<code>evalml.model_family</code> module, 455
<code>evalml.data_checks.data_check_message_type</code> module, 355	<code>evalml.model_family.model_family</code> module, 455
<code>evalml.data_checks.data_checks</code> module, 355	<code>evalml.model_family.utils</code> module, 457
<code>evalml.data_checks.datetime_format_data_check</code> module, 356	<code>evalml.model_understanding</code> module, 459
<code>evalml.data_checks.default_data_checks</code> module, 364	<code>evalml.model_understanding.decision_boundary</code> module, 466
<code>evalml.data_checks.id_columns_data_check</code> module, 365	<code>evalml.model_understanding.feature_explanations</code> module, 467
<code>evalml.data_checks.invalid_target_data_check</code> module, 369	<code>evalml.model_understanding.force_plots</code> module, 468
<code>evalml.data_checks.multicollinearity_data_check</code> module, 373	<code>evalml.model_understanding.metrics</code> module, 470
<code>evalml.data_checks.no_variance_data_check</code> module, 374	<code>evalml.model_understanding.partial_dependence_functions</code> module, 473
<code>evalml.data_checks.null_data_check</code> module, 377	<code>evalml.model_understanding.permutation_importance</code> module, 476
<code>evalml.data_checks.outliers_data_check</code> module, 382	<code>evalml.model_understanding.prediction_explanations</code> module, 459
<code>evalml.data_checks.sparsity_data_check</code> module, 384	<code>evalml.model_understanding.prediction_explanations.explain</code> module, 459
<code>evalml.data_checks.target_distribution_data_check</code> module, 386	<code>evalml.model_understanding.visualizations</code> module, 478
<code>evalml.data_checks.target_leakage_data_check</code> module, 388	<code>evalml.objectives</code> module, 497
<code>evalml.data_checks.ts_parameters_data_check</code> module, 391	<code>evalml.objectives.binary_classification_objective</code> module, 497
<code>evalml.data_checks.ts_splitting_data_check</code> module, 393	<code>evalml.objectives.cost_benefit_matrix</code> module, 500
<code>evalml.data_checks.uniqueness_data_check</code> module, 394	<code>evalml.objectives.fraud_cost</code> module, 503
<code>evalml.data_checks.utils</code> module, 397	<code>evalml.objectives.lead_scoring</code> module, 506
<code>evalml.demos</code> module, 444	<code>evalml.objectives.multiclass_classification_objective</code> module, 509
<code>evalml.demos.breast_cancer</code> module, 445	<code>evalml.objectives.objective_base</code> module, 512
<code>evalml.demos.churn</code> module, 445	<code>evalml.objectives.regression_objective</code> module, 514
<code>evalml.demos.diabetes</code> module, 446	<code>evalml.objectives.sensitivity_low_alert</code> module, 517
<code>evalml.demos.fraud</code> module, 446	<code>evalml.objectives.standard_metrics</code> module, 520
<code>evalml.demos.weather</code> module, 447	<code>evalml.objectives.time_series_regression_objective</code> module, 590
<code>evalml.demos.wine</code> module, 447	<code>evalml.objectives.utils</code> module, 593

evalml.pipelines	evalml.pipelines.components.estimators.regressors
module, 690	module, 814
evalml.pipelines.binary_classification_pipeline	evalml.pipelines.components.estimators.regressors.arima_re
module, 1659	module, 814
evalml.pipelines.binary_classification_pipeline	evalml.pipelines.components.estimators.regressors.baseline
module, 1666	module, 819
evalml.pipelines.classification_pipeline	evalml.pipelines.components.estimators.regressors.catboost
module, 1667	module, 823
evalml.pipelines.component_graph	evalml.pipelines.components.estimators.regressors.decision
module, 1674	module, 826
evalml.pipelines.components	evalml.pipelines.components.estimators.regressors.elastic
module, 690	module, 831
evalml.pipelines.components.component_base	evalml.pipelines.components.estimators.regressors.et_regre
module, 1420	module, 834
evalml.pipelines.components.component_base_meta	evalml.pipelines.components.estimators.regressors.exponent
module, 1423	module, 839
evalml.pipelines.components.ensemble	evalml.pipelines.components.estimators.regressors.lightgbm
module, 691	module, 843
evalml.pipelines.components.ensemble.stacked_ensemble_base	evalml.pipelines.components.estimators.regressors.linear_r
module, 691	module, 848
evalml.pipelines.components.ensemble.stacked_ensemble_classifier	evalml.pipelines.components.estimators.regressors.multiser
module, 694	module, 851
evalml.pipelines.components.ensemble.stacked_ensemble_regressor	evalml.pipelines.components.estimators.regressors.prophet
module, 698	module, 855
evalml.pipelines.components.estimators	evalml.pipelines.components.estimators.regressors.rf_regre
module, 714	module, 860
evalml.pipelines.components.estimators.classifier	evalml.pipelines.components.estimators.regressors.svm_regr
module, 714	module, 864
evalml.pipelines.components.estimators.classifier.baseline_classifier	evalml.pipelines.components.estimators.regressors.time_ser
module, 714	module, 868
evalml.pipelines.components.estimators.classifier.catboost_classifier	evalml.pipelines.components.estimators.regressors.varmax_r
module, 718	module, 871
evalml.pipelines.components.estimators.classifier.decision_tree_classifier	evalml.pipelines.components.estimators.regressors.vowpal_w
module, 722	module, 875
evalml.pipelines.components.estimators.classifier.elasticnet_classifier	evalml.pipelines.components.estimators.regressors.xgboost
module, 726	module, 879
evalml.pipelines.components.estimators.classifier.kneighbors_classifier	evalml.pipelines.components.transformers
module, 730	module, 1053
evalml.pipelines.components.estimators.classifier.kneighbors_classifier	evalml.pipelines.components.transformers.column_selectors
module, 735	module, 1298
evalml.pipelines.components.estimators.classifier.lightgbm_classifier	evalml.pipelines.components.transformers.dimensionality_re
module, 739	module, 1053
evalml.pipelines.components.estimators.classifier.linear_regression_classifier	evalml.pipelines.components.transformers.dimensionality_re
module, 743	module, 1053
evalml.pipelines.components.estimators.classifier.rf_classifier	evalml.pipelines.components.transformers.dimensionality_re
module, 747	module, 1056
evalml.pipelines.components.estimators.classifier.svm_classifier	evalml.pipelines.components.transformers.encoders
module, 750	module, 1064
evalml.pipelines.components.estimators.classifier.vowpal_wabbit_classifier	evalml.pipelines.components.transformers.encoders.label_en
module, 754	module, 1064
evalml.pipelines.components.estimators.classifier.xgboost_classifier	evalml.pipelines.components.transformers.encoders.onehot_e
module, 764	module, 1067
evalml.pipelines.components.estimators.estimator	evalml.pipelines.components.transformers.encoders.ordinal
module, 944	module, 1072





[evalml.problem\\_types](#)  
     module, 2005  
[evalml.problem\\_types.problem\\_types](#)  
     module, 2005  
[evalml.problem\\_types.utils](#)  
     module, 2006  
[evalml.tuners](#)  
     module, 2012  
[evalml.tuners.grid\\_search\\_tuner](#)  
     module, 2012  
[evalml.tuners.random\\_search\\_tuner](#)  
     module, 2015  
[evalml.tuners.skopt\\_tuner](#)  
     module, 2017  
[evalml.tuners.tuner](#)  
     module, 2019  
[evalml.tuners.tuner\\_exceptions](#)  
     module, 2020  
[evalml.utils](#)  
     module, 2027  
[evalml.utils.base\\_meta](#)  
     module, 2027  
[evalml.utils.cli\\_utils](#)  
     module, 2028  
[evalml.utils.gen\\_utils](#)  
     module, 2029  
[evalml.utils.logger](#)  
     module, 2035  
[evalml.utils.nullable\\_type\\_utils](#)  
     module, 2036  
[evalml.utils.update\\_checker](#)  
     module, 2036  
[evalml.utils.woodwork\\_utils](#)  
     module, 2036  
[evaluate\\_pipeline\(\)](#) (in module [evalml.automl.engine](#)), 309  
[evaluate\\_pipeline\(\)](#) (in module [evalml.automl.engine.engine\\_base](#)), 300  
[expected\\_range](#) ([evalml.objectives.binary\\_classification\\_objective](#).[BinaryClassificationObjective](#).[property](#)), 499  
[expected\\_range](#) ([evalml.objectives.BinaryClassificationObjective](#).[property](#)), 616  
[expected\\_range](#) ([evalml.objectives.multiclass\\_classification\\_objective](#).[MulticlassClassificationObjective](#).[property](#)), 510  
[expected\\_range](#) ([evalml.objectives.MulticlassClassificationObjective](#).[property](#)), 659  
[expected\\_range](#) ([evalml.objectives.objective\\_base.ObjectiveBase](#).[property](#)), 513  
[expected\\_range](#) ([evalml.objectives.ObjectiveBase](#).[property](#)), 661  
[expected\\_range](#) ([evalml.objectives.regression\\_objective](#).[RegressionObjective](#).[property](#)), 515  
[expected\\_range](#) ([evalml.objectives.RegressionObjective](#).[property](#)), 681  
[expected\\_range](#) ([evalml.objectives.time\\_series\\_regression\\_objective](#).[TimeSeriesRegressionObjective](#).[property](#)), 591  
[explain\\_predictions\(\)](#) (in module [evalml.model\\_understanding](#)), 486  
[explain\\_predictions\(\)](#) (in module [evalml.model\\_understanding.prediction\\_explanations](#)), 463  
[explain\\_predictions\(\)](#) (in module [evalml.model\\_understanding.prediction\\_explanations.explainers](#)), 460  
[explain\\_predictions\\_best\\_worst\(\)](#) (in module [evalml.model\\_understanding](#)), 487  
[explain\\_predictions\\_best\\_worst\(\)](#) (in module [evalml.model\\_understanding.prediction\\_explanations](#)), 464  
[explain\\_predictions\\_best\\_worst\(\)](#) (in module [evalml.model\\_understanding.prediction\\_explanations.explainers](#)), 461  
[ExplainPredictionsStage](#) (class in [evalml.model\\_understanding.prediction\\_explanations.explainers](#)), 462  
[ExponentialSmoothingRegressor](#) (class in [evalml.pipelines](#)), 1808  
[ExponentialSmoothingRegressor](#) (class in [evalml.pipelines.components](#)), 1489  
[ExponentialSmoothingRegressor](#) (class in [evalml.pipelines.components.estimators](#)), 983  
[ExponentialSmoothingRegressor](#) (class in [evalml.pipelines.components.estimators.regressors](#)), 902  
[ExponentialSmoothingRegressor](#) (class in [evalml.pipelines.components.estimators.regressors.exponential\\_smoothing\\_regressor](#)), 839  
[ExpVariance](#) (class in [evalml.objectives](#)), 619  
[ExpVariance](#) (class in [evalml.objectives.standard\\_metrics](#)), 536  
[ExtraTreesClassifier](#) (class in [evalml.pipelines](#)), 1492  
[ExtraTreesClassifier](#) (class in [evalml.pipelines.components](#)), 1492  
[ExtraTreesClassifier](#) (class in [evalml.pipelines.components.estimators](#)), 987  
[ExtraTreesClassifier](#) (class in [evalml.pipelines.components.estimators.classifiers](#)), 782  
[ExtraTreesClassifier](#) (class in [evalml.pipelines.components.estimators.classifiers.et\\_classifier](#)), 731  
[ExtraTreesRegressor](#) (class in [evalml.pipelines](#)), 1815  
[ExtraTreesRegressor](#) (class in [evalml.pipelines.components](#)), 1496  
[ExtraTreesRegressor](#) (class in [evalml.pipelines.components.estimators.regressors](#)), 902

*evalml.pipelines.components.estimators*),  
991  
ExtraTreesRegressor (class in *evalml.pipelines.components.estimators.regressors*),  
906  
ExtraTreesRegressor (class in *evalml.pipelines.components.estimators.regressors*),  
834  
**F**  
F1 (class in *evalml.objectives*), 621  
F1 (class in *evalml.objectives.standard\_metrics*), 538  
F1Macro (class in *evalml.objectives*), 623  
F1Macro (class in *evalml.objectives.standard\_metrics*),  
540  
F1Micro (class in *evalml.objectives*), 625  
F1Micro (class in *evalml.objectives.standard\_metrics*),  
542  
F1Weighted (class in *evalml.objectives*), 627  
F1Weighted (class in *evalml.objectives.standard\_metrics*),  
544  
*feature\_importance* (*evalml.pipelines.ARIMARegressor*  
property), 1759  
*feature\_importance* (*evalml.pipelines.binary\_classification\_pipeline.BinaryClassificationPipeline*  
property), 1662  
*feature\_importance* (*evalml.pipelines.BinaryClassificationPipeline*  
property), 1763  
*feature\_importance* (*evalml.pipelines.CatBoostClassifier*  
property), 1769  
*feature\_importance* (*evalml.pipelines.CatBoostRegressor*  
property), 1772  
*feature\_importance* (*evalml.pipelines.classification\_pipeline.ClassificationPipeline*  
property), 1670  
*feature\_importance* (*evalml.pipelines.ClassificationPipeline*  
property), 1776  
*feature\_importance* (*evalml.pipelines.components.ARIMARegressor*  
property), 1436  
*feature\_importance* (*evalml.pipelines.components.BaselineClassifier*  
property), 1439  
*feature\_importance* (*evalml.pipelines.components.BaselineRegressor*  
property), 1443  
*feature\_importance* (*evalml.pipelines.components.CatBoostClassifier*  
property), 1446  
*feature\_importance* (*evalml.pipelines.components.CatBoostRegressor*  
property), 1450  
*feature\_importance* (*evalml.pipelines.components.DecisionTreeClassifier*  
property), 1459  
*feature\_importance* (*evalml.pipelines.components.DecisionTreeRegressor*  
property), 1463  
*feature\_importance* (*evalml.pipelines.components.ElasticNetClassifier*  
property), 1479  
*feature\_importance* (*evalml.pipelines.components.ElasticNetRegressor*  
property), 1482  
*feature\_importance* (*evalml.pipelines.components.ensemble.stacked\_ensemble.StackedEnsembleClassifier*  
property), 692  
*feature\_importance* (*evalml.pipelines.components.ensemble.stacked\_ensemble.StackedEnsembleRegressor*  
property), 697  
*feature\_importance* (*evalml.pipelines.components.ensemble.stacked\_ensemble.StackedEnsembleClassifier*  
property), 701  
*feature\_importance* (*evalml.pipelines.components.ensemble.StackedEnsembleClassifier*  
property), 704  
*feature\_importance* (*evalml.pipelines.components.ensemble.StackedEnsembleRegressor*  
property), 708  
*feature\_importance* (*evalml.pipelines.components.ensemble.StackedEnsembleClassifier*  
property), 712  
*feature\_importance* (*evalml.pipelines.components.Estimator*  
property), 1487  
*feature\_importance* (*evalml.pipelines.components.estimators.ARIMARegressor*  
property), 951  
*feature\_importance* (*evalml.pipelines.components.estimators.BaselineClassifier*  
property), 954  
*feature\_importance* (*evalml.pipelines.components.estimators.BaselineRegressor*  
property), 957  
*feature\_importance* (*evalml.pipelines.components.estimators.CatBoostClassifier*  
property), 960  
*feature\_importance* (*evalml.pipelines.components.estimators.CatBoostRegressor*  
property), 964  
*feature\_importance* (*evalml.pipelines.components.estimators.classifiers.BaselineClassifier*  
property), 716  
*feature\_importance* (*evalml.pipelines.components.estimators.classifiers.BaselineRegressor*  
property), 770  
*feature\_importance* (*evalml.pipelines.components.estimators.classifiers.CatBoostClassifier*  
property), 720  
*feature\_importance* (*evalml.pipelines.components.estimators.classifiers.CatBoostRegressor*  
property), 724  
*feature\_importance* (*evalml.pipelines.components.estimators.classifiers.DecisionTreeClassifier*  
property), 729  
*feature\_importance* (*evalml.pipelines.components.estimators.classifiers.DecisionTreeRegressor*  
property), 781  
*feature\_importance* (*evalml.pipelines.components.estimators.classifiers.ElasticNetClassifier*  
property), 733  
*feature\_importance* (*evalml.pipelines.components.estimators.classifiers.ElasticNetRegressor*  
property), 784  
*feature\_importance* (*evalml.pipelines.components.estimators.classifiers.ExtraTreesClassifier*  
property), 737  
*feature\_importance* (*evalml.pipelines.components.estimators.classifiers.ExtraTreesRegressor*  
property), 788  
*feature\_importance* (*evalml.pipelines.components.estimators.classifiers.GradientBoostingClassifier*  
property), 741  
*feature\_importance* (*evalml.pipelines.components.estimators.classifiers.GradientBoostingRegressor*  
property), 792  
*feature\_importance* (*evalml.pipelines.components.estimators.classifiers.KNeighborsClassifier*  
property), 745

[illegible]



feature\_importance(evalml.pipelines.components.estimator.SVMRegressor), 866

feature\_importance(evalml.pipelines.components.estimator.SVMRegressor), 929

feature\_importance(evalml.pipelines.components.estimator.SVMRegressor), 869

feature\_importance(evalml.pipelines.components.estimator.SVMRegressor), 932

feature\_importance(evalml.pipelines.components.estimator.SVMRegressor), 874

feature\_importance(evalml.pipelines.components.estimator.SVMRegressor), 936

feature\_importance(evalml.pipelines.components.estimator.SVMRegressor), 877

feature\_importance(evalml.pipelines.components.estimator.SVMRegressor), 939

feature\_importance(evalml.pipelines.components.estimator.SVMRegressor), 882

feature\_importance(evalml.pipelines.components.estimator.SVMRegressor), 942

feature\_importance(evalml.pipelines.components.estimator.SVMRegressor), 1026

feature\_importance(evalml.pipelines.components.estimator.SVMRegressor), 1029

feature\_importance(evalml.pipelines.components.estimator.SVMRegressor), 1032

feature\_importance(evalml.pipelines.components.estimator.SVMRegressor), 1036

feature\_importance(evalml.pipelines.components.estimator.SVMRegressor), 1039

feature\_importance(evalml.pipelines.components.estimator.SVMRegressor), 1042

feature\_importance(evalml.pipelines.components.estimator.SVMRegressor), 1045

feature\_importance(evalml.pipelines.components.estimator.SVMRegressor), 1048

feature\_importance(evalml.pipelines.components.estimator.SVMRegressor), 1051

feature\_importance(evalml.pipelines.components.ExponentialSmoothingRegressor), 1491

feature\_importance(evalml.pipelines.components.ExponentialSmoothingRegressor), 1495

feature\_importance(evalml.pipelines.components.ExponentialSmoothingRegressor), 1498

feature\_importance(evalml.pipelines.components.KNeighborsClassifier), 1507

feature\_importance(evalml.pipelines.components.LightGBMClassifier), 1514

feature\_importance(evalml.pipelines.components.LightGBMClassifier), 1517

feature\_importance(evalml.pipelines.components.LinearRegressor), 1523

feature\_importance(evalml.pipelines.components.LogisticRegression), 1526

feature\_importance(evalml.pipelines.components.MultiseriesTimeSeriesRegressor), 1534

feature\_importance(evalml.pipelines.components.ProphetRegressor), 1560

feature\_importance(evalml.pipelines.components.ProphetRegressor), 1563

feature\_importance(evalml.pipelines.components.ProphetRegressor), 1566

feature\_importance(evalml.pipelines.components.ProphetRegressor), 1590

feature\_importance(evalml.pipelines.components.ProphetRegressor), 1594

feature\_importance(evalml.pipelines.components.ProphetRegressor), 1598

feature\_importance(evalml.pipelines.components.ProphetRegressor), 1610

feature\_importance(evalml.pipelines.components.ProphetRegressor), 1613

feature\_importance(evalml.pipelines.components.ProphetRegressor), 1621

feature\_importance(evalml.pipelines.components.ProphetRegressor), 1642

feature\_importance(evalml.pipelines.components.ProphetRegressor), 1645

feature\_importance(evalml.pipelines.components.ProphetRegressor), 1648

feature\_importance(evalml.pipelines.components.ProphetRegressor), 1651

feature\_importance(evalml.pipelines.components.ProphetRegressor), 1654

feature\_importance(evalml.pipelines.components.ProphetRegressor), 1657

feature\_importance(evalml.pipelines.components.ProphetRegressor), 1787

feature\_importance(evalml.pipelines.components.ProphetRegressor), 1791

feature\_importance(evalml.pipelines.components.ProphetRegressor), 1800

feature\_importance(evalml.pipelines.components.ProphetRegressor), 1803

feature\_importance(evalml.pipelines.components.ProphetRegressor), 1806

feature\_importance(evalml.pipelines.components.ProphetRegressor), 1810

feature\_importance(evalml.pipelines.components.ProphetRegressor), 1813

feature\_importance(evalml.pipelines.components.ProphetRegressor), 1817

feature\_importance(evalml.pipelines.components.ProphetRegressor), 1826

feature\_importance(evalml.pipelines.components.ProphetRegressor), 1829

feature\_importance(evalml.pipelines.components.ProphetRegressor), 1833

<code>feature_importance</code> ( <code>evalml.pipelines.LinearRegressor</code> property), 1836	<code>feature_importance</code> ( <code>evalml.pipelines.VARMAXRegressor</code> property), 1962
<code>feature_importance</code> ( <code>evalml.pipelines.LogisticRegressionClassifier</code> property), 1839	<code>feature_importance</code> ( <code>evalml.pipelines.VowpalWabbitBinaryClassifier</code> property), 1965
<code>feature_importance</code> ( <code>evalml.pipelines.multiclass_classifier</code> property), 1683	<code>feature_importance</code> ( <code>evalml.pipelines.VowpalWabbitMulticlassClassifier</code> property), 1968
<code>feature_importance</code> ( <code>evalml.pipelines.MulticlassClassifier</code> property), 1844	<code>feature_importance</code> ( <code>evalml.pipelines.VowpalWabbitRegressor</code> property), 1971
<code>feature_importance</code> ( <code>evalml.pipelines.multiseries_regression_pipeline</code> property), 1690	<code>feature_importance</code> ( <code>evalml.pipelines.XGBoostClassifier</code> property), 1974
<code>feature_importance</code> ( <code>evalml.pipelines.MultiseriesRegressionPipeline</code> property), 1850	<code>feature_importance</code> ( <code>evalml.pipelines.XGBoostRegressor</code> property), 1977
<code>feature_importance</code> ( <code>evalml.pipelines.pipeline_base.PipelineBase</code> property), 1698	<code>FeatureSelector</code> (class in <code>evalml.pipelines</code> ), 1818
<code>feature_importance</code> ( <code>evalml.pipelines.PipelineBase</code> property), 1867	<code>FeatureSelector</code> ( <code>evalml.pipelines.components</code> ), 1500
<code>feature_importance</code> ( <code>evalml.pipelines.ProphetRegressor</code> property), 1872	<code>FeatureSelector</code> ( <code>evalml.pipelines.components.transformers</code> ), 1330
<code>feature_importance</code> ( <code>evalml.pipelines.RandomForestClassifier</code> property), 1875	<code>FeatureSelector</code> (class in <code>evalml.pipelines.components.transformers.feature_selection</code> ), 1113
<code>feature_importance</code> ( <code>evalml.pipelines.RandomForestRegressor</code> property), 1879	<code>FeatureSelector</code> (class in <code>evalml.pipelines.components.transformers.feature_selection</code> ), 1093
<code>feature_importance</code> ( <code>evalml.pipelines.regression_pipeline.RegressionPipeline</code> property), 1706	<code>find_confusion_matrix_per_thresholds()</code> (in module <code>evalml.model_understanding</code> ), 488
<code>feature_importance</code> ( <code>evalml.pipelines.StackedEnsembleClassifier</code> property), 1896	<code>find_confusion_matrix_per_thresholds()</code> (in module <code>evalml.model_understanding.decision_boundary</code> ), 466
<code>feature_importance</code> ( <code>evalml.pipelines.StackedEnsembleClassifier</code> property), 1900	<code>fit()</code> ( <code>evalml.pipelines.ARIMARegressor</code> method), 1759
<code>feature_importance</code> ( <code>evalml.pipelines.StackedEnsembleClassifier</code> property), 1904	<code>fit()</code> ( <code>evalml.pipelines.binary_classification_pipeline.BinaryClassificationPipeline</code> method), 1662
<code>feature_importance</code> ( <code>evalml.pipelines.SVMClassifier</code> property), 1910	<code>fit()</code> ( <code>evalml.pipelines.BinaryClassificationPipeline</code> method), 1763
<code>feature_importance</code> ( <code>evalml.pipelines.SVMRegressor</code> property), 1913	<code>fit()</code> ( <code>evalml.pipelines.CatBoostClassifier</code> method), 1769
<code>feature_importance</code> ( <code>evalml.pipelines.time_series_classification_pipeline.TimeSeriesClassificationPipeline</code> property), 1713	<code>fit_on_pipeline()</code> ( <code>evalml.pipelines.CatBoostClassifier</code> method), 1772
<code>feature_importance</code> ( <code>evalml.pipelines.time_series_classification_pipeline.TimeSeriesClassificationPipeline</code> property), 1721	<code>fit_on_pipeline()</code> ( <code>evalml.pipelines.SVMClassifier</code> method), 1670
<code>feature_importance</code> ( <code>evalml.pipelines.time_series_classification_pipeline.TimeSeriesClassificationPipeline</code> property), 1728	<code>fit_on_pipeline()</code> ( <code>evalml.pipelines.TimeSeriesClassificationPipeline</code> method), 1776
<code>feature_importance</code> ( <code>evalml.pipelines.time_series_pipeline.TimeSeriesRegressionPipeline</code> property), 1736	<code>fit_to_kg()</code> ( <code>evalml.pipelines.ComponentGraph</code> method), 1677
<code>feature_importance</code> ( <code>evalml.pipelines.time_series_regression_pipeline.TimeSeriesRegressionPipeline</code> property), 1744	<code>fit_to_pipeline()</code> ( <code>evalml.pipelines.components.ARIMARegressor</code> method), 1783
<code>feature_importance</code> ( <code>evalml.pipelines.TimeSeriesBinaryClassificationPipeline</code> property), 1921	<code>fit_to_pipeline()</code> ( <code>evalml.pipelines.components.BaselineClassifier</code> method), 1440
<code>feature_importance</code> ( <code>evalml.pipelines.TimeSeriesClassificationPipeline</code> property), 1928	<code>fit_to_pipeline()</code> ( <code>evalml.pipelines.components.BaselineRegressor</code> method), 1443
<code>feature_importance</code> ( <code>evalml.pipelines.TimeSeriesMulticlassClassificationPipeline</code> property), 1942	<code>fit_to_pipeline()</code> ( <code>evalml.pipelines.components.CatBoostClassifier</code> method), 1446
<code>feature_importance</code> ( <code>evalml.pipelines.TimeSeriesRegressionPipeline</code> property), 1949	<code>fit_to_pipeline()</code> ( <code>evalml.pipelines.components.CatBoostRegressor</code> method), 1449

method), 1450

fit() (evalml.pipelines.components.component\_base.ComponentBase), 1422

fit() (evalml.pipelines.components.ComponentBase), 1452

fit() (evalml.pipelines.components.DateTimeFeaturizer), 1456

fit() (evalml.pipelines.components.DecisionTreeClassifier), 1459

fit() (evalml.pipelines.components.DecisionTreeRegressor), 1463

fit() (evalml.pipelines.components.DFSTransformer), 1466

fit() (evalml.pipelines.components.DropColumns), 1468

fit() (evalml.pipelines.components.DropNaNRowsTransformer), 1471

fit() (evalml.pipelines.components.DropNullColumns), 1473

fit() (evalml.pipelines.components.DropRowsTransformer), 1476

fit() (evalml.pipelines.components.ElasticNetClassifier), 1479

fit() (evalml.pipelines.components.ElasticNetRegressor), 1482

fit() (evalml.pipelines.components.EmailFeaturizer), 1485

fit() (evalml.pipelines.components.ensemble.stacked\_ensemble\_classifier.StackedEnsembleClassifier), 692

fit() (evalml.pipelines.components.ensemble.stacked\_ensemble\_regressor.StackedEnsembleRegressor), 697

fit() (evalml.pipelines.components.ensemble.stacked\_ensemble\_classifier.StackedEnsembleClassifier), 701

fit() (evalml.pipelines.components.ensemble.StackedEnsembleClassifier), 704

fit() (evalml.pipelines.components.ensemble.StackedEnsembleClassifier), 708

fit() (evalml.pipelines.components.ensemble.StackedEnsembleClassifier), 712

fit() (evalml.pipelines.components.Estimator), 1487

fit() (evalml.pipelines.components.estimators.ARIMARegressor), 951

fit() (evalml.pipelines.components.estimators.BaselineClassifier), 954

fit() (evalml.pipelines.components.estimators.BaselineRegressor), 957

fit() (evalml.pipelines.components.estimators.CatBoostClassifier), 960

fit() (evalml.pipelines.components.estimators.CatBoostRegressor), 964

fit() (evalml.pipelines.components.estimators.classifiers.baseline\_classifier.BaselineClassifier), 717

fit() (evalml.pipelines.components.estimators.classifiers.BaselineClassifier), 770

fit() (evalml.pipelines.components.estimators.classifiers.catboost\_classifier.CatBoostClassifier), 720

fit() (evalml.pipelines.components.estimators.classifiers.CatBoostClassifier), 773

fit() (evalml.pipelines.components.estimators.classifiers.decision\_tree\_classifier.DecisionTreeClassifier), 724

fit() (evalml.pipelines.components.estimators.classifiers.DecisionTreeClassifier), 777

fit() (evalml.pipelines.components.estimators.classifiers.elasticnet\_classifier.ElasticNetClassifier), 729

fit() (evalml.pipelines.components.estimators.classifiers.ElasticNetClassifier), 781

fit() (evalml.pipelines.components.estimators.classifiers.et\_classifier.ExtraTreesClassifier), 733

fit() (evalml.pipelines.components.estimators.classifiers.ExtraTreesClassifier), 784

fit() (evalml.pipelines.components.estimators.classifiers.kneighbors\_classifier.KNeighborsClassifier), 737

fit() (evalml.pipelines.components.estimators.classifiers.KNeighborsClassifier), 788

fit() (evalml.pipelines.components.estimators.classifiers.lightgbm\_classifier.LightGBMClassifier), 741

fit() (evalml.pipelines.components.estimators.classifiers.LightGBMClassifier), 792

fit() (evalml.pipelines.components.estimators.classifiers.logistic\_regression.LogisticRegression), 745

fit() (evalml.pipelines.components.estimators.classifiers.LogisticRegression), 795

fit() (evalml.pipelines.components.estimators.classifiers.LogisticRegression), 799

fit() (evalml.pipelines.components.estimators.classifiers.LogisticRegression), 748

fit() (evalml.pipelines.components.estimators.classifiers.svm\_classifier.SVMClassifier), 752

fit() (evalml.pipelines.components.estimators.classifiers.SVMClassifier), 802

fit() (evalml.pipelines.components.estimators.classifiers.vowpal\_wabbit.VowpalWabbitClassifier), 756

fit() (evalml.pipelines.components.estimators.classifiers.vowpal\_wabbit.VowpalWabbitClassifier), 759

fit() (evalml.pipelines.components.estimators.classifiers.vowpal\_wabbit.VowpalWabbitClassifier), 763

fit() (evalml.pipelines.components.estimators.classifiers.VowpalWabbitClassifier), 805

fit() (evalml.pipelines.components.estimators.classifiers.VowpalWabbitClassifier), 809

fit() (evalml.pipelines.components.estimators.classifiers.xgboost\_classifier.XGBoostClassifier), 766

fit() (evalml.pipelines.components.estimators.classifiers.XGBoostClassifier), 812

fit() (evalml.pipelines.components.estimators.classifiers.baseline\_classifier.BaselineClassifier), 967

fit() (evalml.pipelines.components.estimators.DecisionTreeClassifier), 967

fit() (evalml.pipelines.components.estimators.DecisionTreeRegressor), 967

method), 971

fit() (evalml.pipelines.components.estimators.ElasticNetClassifier), 975

fit() (evalml.pipelines.components.estimators.ElasticNetRegressor), 978

fit() (evalml.pipelines.components.estimators.Estimator), 981

fit() (evalml.pipelines.components.estimators.estimator.Estimator), 945

fit() (evalml.pipelines.components.estimators.ExponentialSmoothingRegressor), 985

fit() (evalml.pipelines.components.estimators.ExtraTreesClassifier), 989

fit() (evalml.pipelines.components.estimators.ExtraTreesRegressor), 993

fit() (evalml.pipelines.components.estimators.KNeighborsClassifier), 996

fit() (evalml.pipelines.components.estimators.LightGBMClassifier), 1000

fit() (evalml.pipelines.components.estimators.LightGBMRegressor), 1003

fit() (evalml.pipelines.components.estimators.LinearRegressor), 1006

fit() (evalml.pipelines.components.estimators.LogisticRegression), 1010

fit() (evalml.pipelines.components.estimators.MultiseriesTimeSeriesRegressor), 1013

fit() (evalml.pipelines.components.estimators.ProphetRegressor), 1016

fit() (evalml.pipelines.components.estimators.RandomForestClassifier), 1020

fit() (evalml.pipelines.components.estimators.RandomForestRegressor), 1023

fit() (evalml.pipelines.components.estimators.regressors.adaboost.AdaboostRegressor), 817

fit() (evalml.pipelines.components.estimators.regressors.ArimaRegressor), 887

fit() (evalml.pipelines.components.estimators.regressors.baseline.BaselineRegressor), 821

fit() (evalml.pipelines.components.estimators.regressors.BayesianLinearRegressor), 890

fit() (evalml.pipelines.components.estimators.regressors.categorical.CategoricalRegressor), 825

fit() (evalml.pipelines.components.estimators.regressors.CatBoostRegressor), 893

fit() (evalml.pipelines.components.estimators.regressors.decision.DecisionTreeRegressor), 829

fit() (evalml.pipelines.components.estimators.regressors.LinearRegressor), 897

fit() (evalml.pipelines.components.estimators.regressors.elasticnet.ElasticNetRegressor), 832

fit() (evalml.pipelines.components.estimators.regressors.ElmanNeuralNetworkRegressor), 900

fit() (evalml.pipelines.components.estimators.regressors.exponential\_smoothing.ExponentialSmoothingRegressor), 837

fit() (evalml.pipelines.components.estimators.regressors.ExponentialSmoothingRegressor), 841

fit() (evalml.pipelines.components.estimators.regressors.ExponentialSmoothingRegressor), 904

fit() (evalml.pipelines.components.estimators.regressors.ExtraTreesRegressor), 908

fit() (evalml.pipelines.components.estimators.regressors.lightgbm.LightGBMRegressor), 846

fit() (evalml.pipelines.components.estimators.regressors.LightGBMRegressor), 912

fit() (evalml.pipelines.components.estimators.regressors.linear.LinearRegressor), 849

fit() (evalml.pipelines.components.estimators.regressors.LinearRegressor), 915

fit() (evalml.pipelines.components.estimators.regressors.multiseries\_time\_series.MultiseriesTimeSeriesRegressor), 853

fit() (evalml.pipelines.components.estimators.regressors.MultiseriesTimeSeriesRegressor), 918

fit() (evalml.pipelines.components.estimators.regressors.prophet.ProphetRegressor), 858

fit() (evalml.pipelines.components.estimators.regressors.ProphetRegressor), 922

fit() (evalml.pipelines.components.estimators.regressors.RandomForestRegressor), 926

fit() (evalml.pipelines.components.estimators.regressors.rf.Regressor), 862

fit() (evalml.pipelines.components.estimators.regressors.svm.SVMRegressor), 866

fit() (evalml.pipelines.components.estimators.regressors.SVMRegressor), 929

fit() (evalml.pipelines.components.estimators.regressors.time\_series\_baseline.TimeSeriesBaselineRegressor), 869

fit() (evalml.pipelines.components.estimators.regressors.TimeSeriesBaselineRegressor), 932

fit() (evalml.pipelines.components.estimators.regressors.varmax.VARMAXRegressor), 874

fit() (evalml.pipelines.components.estimators.regressors.VARMAXRegressor), 936

fit() (evalml.pipelines.components.estimators.regressors.vowpal\_wabbit.VowpalWabbitRegressor), 877

fit() (evalml.pipelines.components.estimators.regressors.VowpalWabbitRegressor), 939

fit() (evalml.pipelines.components.estimators.regressors.xgboost.XGBoostRegressor), 882

fit() (evalml.pipelines.components.estimators.regressors.XGBoostRegressor), 942

fit() (evalml.pipelines.components.estimators.SVMClassifier), 1026

fit() (evalml.pipelines.components.estimators.SVMRegressor), 1029

fit() (evalml.pipelines.components.estimators.TimeSeriesBaselineEstimator), 1032

fit() (evalml.pipelines.components.estimators.VARMAXRegressor), 1032



- method), 1036
- fit() (evalml.pipelines.components.estimators.VowpalWabbitClassifier method), 1039
- fit() (evalml.pipelines.components.estimators.VowpalWabbitClassifier method), 1042
- fit() (evalml.pipelines.components.estimators.VowpalWabbitClassifier method), 1045
- fit() (evalml.pipelines.components.estimators.XGBoostClassifier method), 1048
- fit() (evalml.pipelines.components.estimators.XGBoostRegressor method), 1051
- fit() (evalml.pipelines.components.ExponentialSmoothingRegressor method), 1491
- fit() (evalml.pipelines.components.ExtraTreesClassifier method), 1495
- fit() (evalml.pipelines.components.ExtraTreesRegressor method), 1498
- fit() (evalml.pipelines.components.FeatureSelector method), 1501
- fit() (evalml.pipelines.components.Imputer method), 1504
- fit() (evalml.pipelines.components.KNeighborsClassifier method), 1507
- fit() (evalml.pipelines.components.LabelEncoder method), 1510
- fit() (evalml.pipelines.components.LightGBMClassifier method), 1514
- fit() (evalml.pipelines.components.LightGBMRegressor method), 1517
- fit() (evalml.pipelines.components.LinearDiscriminantAnalysis method), 1520
- fit() (evalml.pipelines.components.LinearRegressor method), 1523
- fit() (evalml.pipelines.components.LogisticRegressionClassifier method), 1526
- fit() (evalml.pipelines.components.LogTransformer method), 1529
- fit() (evalml.pipelines.components.LSA method), 1532
- fit() (evalml.pipelines.components.MultiseriesTimeSeriesBaselineRegressor method), 1534
- fit() (evalml.pipelines.components.NaturalLanguageFeaturizer method), 1537
- fit() (evalml.pipelines.components.OneHotEncoder method), 1540
- fit() (evalml.pipelines.components.OrdinalEncoder method), 1544
- fit() (evalml.pipelines.components.Oversampler method), 1547
- fit() (evalml.pipelines.components.PCA method), 1549
- fit() (evalml.pipelines.components.PerColumnImputer method), 1552
- fit() (evalml.pipelines.components.PolynomialDecompose method), 1555
- fit() (evalml.pipelines.components.ProphetRegressor method), 1560
- fit() (evalml.pipelines.components.RandomForestClassifier method), 1563
- fit() (evalml.pipelines.components.RandomForestRegressor method), 1566
- fit() (evalml.pipelines.components.ReplaceNullableTypes method), 1569
- fit() (evalml.pipelines.components.RFClassifierRFESelector method), 1571
- fit() (evalml.pipelines.components.RFClassifierSelectFromModel method), 1574
- fit() (evalml.pipelines.components.RFRegressorRFESelector method), 1577
- fit() (evalml.pipelines.components.RFRegressorSelectFromModel method), 1580
- fit() (evalml.pipelines.components.SelectByType method), 1583
- fit() (evalml.pipelines.components.SelectColumns method), 1585
- fit() (evalml.pipelines.components.SimpleImputer method), 1588
- fit() (evalml.pipelines.components.StackedEnsembleBase method), 1590
- fit() (evalml.pipelines.components.StackedEnsembleClassifier method), 1594
- fit() (evalml.pipelines.components.StackedEnsembleRegressor method), 1598
- fit() (evalml.pipelines.components.StandardScaler method), 1601
- fit() (evalml.pipelines.components.STLDecomposer method), 1605
- fit() (evalml.pipelines.components.SVMClassifier method), 1610
- fit() (evalml.pipelines.components.SVMRegressor method), 1613
- fit() (evalml.pipelines.components.TargetEncoder method), 1616
- fit() (evalml.pipelines.components.TargetImputer method), 1619
- fit() (evalml.pipelines.components.TimeSeriesBaselineEstimator method), 1621
- fit() (evalml.pipelines.components.TimeSeriesFeaturizer method), 1625
- fit() (evalml.pipelines.components.TimeSeriesImputer method), 1628
- fit() (evalml.pipelines.components.TimeSeriesRegularizer method), 1631
- fit() (evalml.pipelines.components.Transformer method), 1633
- fit() (evalml.pipelines.components.transformers.column\_selectors.ColumnSelector method), 1299
- fit() (evalml.pipelines.components.transformers.column\_selectors.DropColumnSelector method), 1302
- fit() (evalml.pipelines.components.transformers.column\_selectors.SelectColumnSelector method), 1305

[illegible]

method), 1359

fit() (evalml.pipelines.components.transformers.PerColumnTransformer), 1362

fit() (evalml.pipelines.components.transformers.PolynomialTransformer), 1365

fit() (evalml.pipelines.components.transformers.preprocessing.TextTransformer), 1261

fit() (evalml.pipelines.components.transformers.preprocessing.TextTransformer), 1209

fit() (evalml.pipelines.components.transformers.preprocessing.TextTransformer), 1266

fit() (evalml.pipelines.components.transformers.preprocessing.time\_series.TimeSeriesFeaturizer), 1213

fit() (evalml.pipelines.components.transformers.preprocessing.time\_series.TimeSeriesFeaturizer), 1217

fit() (evalml.pipelines.components.transformers.preprocessing.TimeSeriesFeaturizer), 1269

fit() (evalml.pipelines.components.transformers.preprocessing.TimeSeriesFeaturizer), 1272

fit() (evalml.pipelines.components.transformers.preprocessing.transformers.DecomposeTransformers), 1220

fit() (evalml.pipelines.components.transformers.preprocessing.transformers.DecomposeTransformers), 1222

fit() (evalml.pipelines.components.transformers.preprocessing.URLFeaturizer), 1275

fit() (evalml.pipelines.components.transformers.preprocessing.ReplaceNullableTypes), 1369

fit() (evalml.pipelines.components.transformers.RFClassifierRFESelector), 1372

fit() (evalml.pipelines.components.transformers.RFClassifierSelectFromModel), 1375

fit() (evalml.pipelines.components.transformers.RFRegressorRFESelector), 1378

fit() (evalml.pipelines.components.transformers.RFRegressorSelectFromModel), 1381

fit() (evalml.pipelines.components.transformers.samplers.base\_sampler.BaseSampler), 1278

fit() (evalml.pipelines.components.transformers.samplers.Oversampler), 1288

fit() (evalml.pipelines.components.transformers.samplers.oversampler.Oversampler), 1281

fit() (evalml.pipelines.components.transformers.samplers.Undersampler), 1291

fit() (evalml.pipelines.components.transformers.samplers.undersampler.Undersampler), 1285

fit() (evalml.pipelines.components.transformers.scalers.StandardScaler), 1294

fit() (evalml.pipelines.components.transformers.scalers.StandardScaler), 1296

fit() (evalml.pipelines.components.transformers.SelectByType), 1383

fit() (evalml.pipelines.components.transformers.SelectColumns), 1386

fit() (evalml.pipelines.components.transformers.SimpleImputer), 1388

fit() (evalml.pipelines.components.transformers.StandardScaler), 1391

fit() (evalml.pipelines.components.transformers.STLDecomposer), 1394

fit() (evalml.pipelines.components.transformers.TargetEncoder), 1394

- method), 1399
- fit() (evalml.pipelines.components.transformers.TargetImputer method), 1401
- fit() (evalml.pipelines.components.transformers.TimeSeriesFeaturizer method), 1405
- fit() (evalml.pipelines.components.transformers.TimeSeriesImputer method), 1407
- fit() (evalml.pipelines.components.transformers.TimeSeriesReducer method), 1411
- fit() (evalml.pipelines.components.transformers.Transformer method), 1413
- fit() (evalml.pipelines.components.transformers.transformer.Transformer method), 1309
- fit() (evalml.pipelines.components.transformers.Undersampler method), 1417
- fit() (evalml.pipelines.components.transformers.URLFeaturizer method), 1419
- fit() (evalml.pipelines.components.Undersampler method), 1637
- fit() (evalml.pipelines.components.URLFeaturizer method), 1639
- fit() (evalml.pipelines.components.utils.WrappedSKClassifier method), 1429
- fit() (evalml.pipelines.components.utils.WrappedSKRegressor method), 1430
- fit() (evalml.pipelines.components.VARMAXRegressor method), 1642
- fit() (evalml.pipelines.components.VowpalWabbitBinaryClassifier method), 1645
- fit() (evalml.pipelines.components.VowpalWabbitMulticlassClassifier method), 1648
- fit() (evalml.pipelines.components.VowpalWabbitRegressor method), 1651
- fit() (evalml.pipelines.components.XGBoostClassifier method), 1654
- fit() (evalml.pipelines.components.XGBoostRegressor method), 1657
- fit() (evalml.pipelines.DecisionTreeClassifier method), 1787
- fit() (evalml.pipelines.DecisionTreeRegressor method), 1791
- fit() (evalml.pipelines.DFSTransformer method), 1795
- fit() (evalml.pipelines.DropNaNRowsTransformer method), 1797
- fit() (evalml.pipelines.ElasticNetClassifier method), 1800
- fit() (evalml.pipelines.ElasticNetRegressor method), 1803
- fit() (evalml.pipelines.Estimator method), 1806
- fit() (evalml.pipelines.ExponentialSmoothingRegressor method), 1810
- fit() (evalml.pipelines.ExtraTreesClassifier method), 1813
- fit() (evalml.pipelines.ExtraTreesRegressor method), 1817
- fit() (evalml.pipelines.FeatureSelector method), 1820
- fit() (evalml.pipelines.Imputer method), 1823
- fit() (evalml.pipelines.KNeighborsClassifier method), 1826
- fit() (evalml.pipelines.LightGBMClassifier method), 1829
- fit() (evalml.pipelines.LightGBMRegressor method), 1833
- fit() (evalml.pipelines.LinearRegressor method), 1836
- fit() (evalml.pipelines.LogisticRegressionClassifier method), 1839
- fit() (evalml.pipelines.multiclass\_classification\_pipeline.MulticlassClassifier method), 1683
- fit() (evalml.pipelines.MulticlassClassificationPipeline method), 1844
- fit() (evalml.pipelines.multiseries\_regression\_pipeline.MultiseriesRegressor method), 1690
- fit() (evalml.pipelines.MultiseriesRegressionPipeline method), 1850
- fit() (evalml.pipelines.OneHotEncoder method), 1858
- fit() (evalml.pipelines.OrdinalEncoder method), 1861
- fit() (evalml.pipelines.PerColumnImputer method), 1864
- fit() (evalml.pipelines.pipeline\_base.PipelineBase method), 1698
- fit() (evalml.pipelines.PipelineBase method), 1867
- fit() (evalml.pipelines.ProphetRegressor method), 1872
- fit() (evalml.pipelines.RandomForestClassifier method), 1875
- fit() (evalml.pipelines.RandomForestRegressor method), 1879
- fit() (evalml.pipelines.regression\_pipeline.RegressionPipeline method), 1706
- fit() (evalml.pipelines.RegressionPipeline method), 1883
- fit() (evalml.pipelines.RFClassifierSelectFromModel method), 1888
- fit() (evalml.pipelines.RFRegressorSelectFromModel method), 1891
- fit() (evalml.pipelines.SimpleImputer method), 1894
- fit() (evalml.pipelines.StackedEnsembleBase method), 1896
- fit() (evalml.pipelines.StackedEnsembleClassifier method), 1900
- fit() (evalml.pipelines.StackedEnsembleRegressor method), 1904
- fit() (evalml.pipelines.StandardScaler method), 1907
- fit() (evalml.pipelines.SVMClassifier method), 1910
- fit() (evalml.pipelines.SVMRegressor method), 1913
- fit() (evalml.pipelines.TargetEncoder method), 1916
- fit() (evalml.pipelines.time\_series\_classification\_pipelines.TimeSeriesBinaryClassifier method), 1713
- fit() (evalml.pipelines.time\_series\_classification\_pipelines.TimeSeriesClassifier method), 1713



method), 1721

fit() (evalml.pipelines.time\_series\_classification\_pipelines.TimeSeriesMulticlassClassificationPipeline method), 1728

fit() (evalml.pipelines.time\_series\_pipeline\_base.TimeSeriesPipelineBase method), 1736

fit() (evalml.pipelines.time\_series\_regression\_pipeline.TimeSeriesRegressionPipeline method), 1744

fit() (evalml.pipelines.TimeSeriesBinaryClassificationPipeline method), 1921

fit() (evalml.pipelines.TimeSeriesClassificationPipeline method), 1928

fit() (evalml.pipelines.TimeSeriesFeaturizer method), 1935

fit() (evalml.pipelines.TimeSeriesImputer method), 1937

fit() (evalml.pipelines.TimeSeriesMulticlassClassificationPipeline method), 1942

fit() (evalml.pipelines.TimeSeriesRegressionPipeline method), 1949

fit() (evalml.pipelines.TimeSeriesRegularizer method), 1956

fit() (evalml.pipelines.Transformer method), 1959

fit() (evalml.pipelines.VARMAXRegressor method), 1962

fit() (evalml.pipelines.VowpalWabbitBinaryClassifier method), 1965

fit() (evalml.pipelines.VowpalWabbitMulticlassClassifier method), 1968

fit() (evalml.pipelines.VowpalWabbitRegressor method), 1971

fit() (evalml.pipelines.XGBoostClassifier method), 1974

fit() (evalml.pipelines.XGBoostRegressor method), 1977

fit\_and\_transform\_all\_but\_final() (evalml.pipelines.component\_graph.ComponentGraph method), 1677

fit\_and\_transform\_all\_but\_final() (evalml.pipelines.ComponentGraph method), 1783

fit\_resample() (evalml.pipelines.components.transformers.resampling.RandomResidualTransformer method), 1291

fit\_resample() (evalml.pipelines.components.transformers.resampling.SubsampleUnderrepresentation method), 1285

fit\_resample() (evalml.pipelines.components.transformers.resampling.Untersample method), 1417

fit\_resample() (evalml.pipelines.components.Undersampler method), 1637

fit\_transform() (evalml.pipelines.binary\_classification\_pipeline.BinaryClassificationPipeline method), 1662

fit\_transform() (evalml.pipelines.BinaryClassificationPipeline method), 1763

fit\_transform() (evalml.pipelines.classification\_pipeline.ClassificationPipeline method), 1670

fit\_transform() (evalml.pipelines.ClassificationPipeline method), 1336

fit\_transform() (evalml.pipelines.component\_graph.ComponentGraph method), 1677

fit\_transform() (evalml.pipelines.ComponentGraph method), 1456

fit\_transform() (evalml.pipelines.components.DateTimeFeaturizer method), 1466

fit\_transform() (evalml.pipelines.components.DropColumns method), 1469

fit\_transform() (evalml.pipelines.components.DropNaNRowsTransformer method), 1471

fit\_transform() (evalml.pipelines.components.DropNullColumns method), 1473

fit\_transform() (evalml.pipelines.components.DropRowsTransformer method), 1476

fit\_transform() (evalml.pipelines.components.EmailFeaturizer method), 1485

fit\_transform() (evalml.pipelines.components.FeatureSelector method), 1502

fit\_transform() (evalml.pipelines.components.Imputer method), 1504

fit\_transform() (evalml.pipelines.components.LabelEncoder method), 1510

fit\_transform() (evalml.pipelines.components.LinearDiscriminantAnalysis method), 1520

fit\_transform() (evalml.pipelines.components.LogTransformer method), 1529

fit\_transform() (evalml.pipelines.components.LSA method), 1532

fit\_transform() (evalml.pipelines.components.NaturalLanguageFeaturizer method), 1537

fit\_transform() (evalml.pipelines.components.OneHotEncoder method), 1541

fit\_transform() (evalml.pipelines.components.OrdinalEncoder method), 1544

fit\_transform() (evalml.pipelines.components.Oversampler method), 1547

fit\_transform() (evalml.pipelines.components.PCA method), 1549

fit\_transform() (evalml.pipelines.components.PerColumnImputer method), 1552

fit\_transform() (evalml.pipelines.components.PolynomialDecomposer method), 1556

fit\_transform() (evalml.pipelines.components.ReplaceNullableTypes method), 1569

fit\_transform() (evalml.pipelines.components.RFClassifierRFESelector method), 1572

fit\_transform() (evalml.pipelines.components.RFClassifierSelectFromModel method), 1575

fit\_transform() (evalml.pipelines.components.RFRegressorRFESelector method), 1578

[fit\\_transform\(\) \(evalml.pipelines.components.RFRegressorSelectFromModel\), 1581](#)  
[fit\\_transform\(\) \(evalml.pipelines.components.RFRegressorSelectFromModel\), 1581](#)  
[fit\\_transform\(\) \(evalml.pipelines.components.SelectByType\), 1583](#)  
[fit\\_transform\(\) \(evalml.pipelines.components.SelectByType\), 1583](#)  
[fit\\_transform\(\) \(evalml.pipelines.components.SelectColumns\), 1585](#)  
[fit\\_transform\(\) \(evalml.pipelines.components.SelectColumns\), 1585](#)  
[fit\\_transform\(\) \(evalml.pipelines.components.SimpleImputer\), 1588](#)  
[fit\\_transform\(\) \(evalml.pipelines.components.SimpleImputer\), 1588](#)  
[fit\\_transform\(\) \(evalml.pipelines.components.StandardScaler\), 1601](#)  
[fit\\_transform\(\) \(evalml.pipelines.components.StandardScaler\), 1601](#)  
[fit\\_transform\(\) \(evalml.pipelines.components.STLDecomposer\), 1605](#)  
[fit\\_transform\(\) \(evalml.pipelines.components.STLDecomposer\), 1605](#)  
[fit\\_transform\(\) \(evalml.pipelines.components.TargetEncoder\), 1616](#)  
[fit\\_transform\(\) \(evalml.pipelines.components.TargetEncoder\), 1616](#)  
[fit\\_transform\(\) \(evalml.pipelines.components.TargetImputer\), 1619](#)  
[fit\\_transform\(\) \(evalml.pipelines.components.TargetImputer\), 1619](#)  
[fit\\_transform\(\) \(evalml.pipelines.components.TimeSeriesFeaturizer\), 1625](#)  
[fit\\_transform\(\) \(evalml.pipelines.components.TimeSeriesFeaturizer\), 1625](#)  
[fit\\_transform\(\) \(evalml.pipelines.components.TimeSeriesImputer\), 1628](#)  
[fit\\_transform\(\) \(evalml.pipelines.components.TimeSeriesImputer\), 1628](#)  
[fit\\_transform\(\) \(evalml.pipelines.components.TimeSeriesReducer\), 1631](#)  
[fit\\_transform\(\) \(evalml.pipelines.components.TimeSeriesReducer\), 1631](#)  
[fit\\_transform\(\) \(evalml.pipelines.components.Transformer\), 1634](#)  
[fit\\_transform\(\) \(evalml.pipelines.components.Transformer\), 1634](#)  
[fit\\_transform\(\) \(evalml.pipelines.components.transformers.CalculatorSelector\), 1299](#)  
[fit\\_transform\(\) \(evalml.pipelines.components.transformers.CalculatorSelector\), 1299](#)  
[fit\\_transform\(\) \(evalml.pipelines.components.transformers.DropColumns\), 1302](#)  
[fit\\_transform\(\) \(evalml.pipelines.components.transformers.DropColumns\), 1302](#)  
[fit\\_transform\(\) \(evalml.pipelines.components.transformers.DropRows\), 1304](#)  
[fit\\_transform\(\) \(evalml.pipelines.components.transformers.DropRows\), 1304](#)  
[fit\\_transform\(\) \(evalml.pipelines.components.transformers.SelectByType\), 1307](#)  
[fit\\_transform\(\) \(evalml.pipelines.components.transformers.SelectByType\), 1307](#)  
[fit\\_transform\(\) \(evalml.pipelines.components.transformers.SelectColumns\), 1314](#)  
[fit\\_transform\(\) \(evalml.pipelines.components.transformers.SelectColumns\), 1314](#)  
[fit\\_transform\(\) \(evalml.pipelines.components.transformers.DuplicateRemover\), 1317](#)  
[fit\\_transform\(\) \(evalml.pipelines.components.transformers.DuplicateRemover\), 1317](#)  
[fit\\_transform\(\) \(evalml.pipelines.components.transformers.FeatureSelector\), 1055](#)  
[fit\\_transform\(\) \(evalml.pipelines.components.transformers.FeatureSelector\), 1055](#)  
[fit\\_transform\(\) \(evalml.pipelines.components.transformers.FeatureSelector\), 1060](#)  
[fit\\_transform\(\) \(evalml.pipelines.components.transformers.FeatureSelector\), 1060](#)  
[fit\\_transform\(\) \(evalml.pipelines.components.transformers.Imputer\), 1063](#)  
[fit\\_transform\(\) \(evalml.pipelines.components.transformers.Imputer\), 1063](#)  
[fit\\_transform\(\) \(evalml.pipelines.components.transformers.Imputer\), 1058](#)  
[fit\\_transform\(\) \(evalml.pipelines.components.transformers.Imputer\), 1058](#)  
[fit\\_transform\(\) \(evalml.pipelines.components.transformers.Imputer\), 1319](#)  
[fit\\_transform\(\) \(evalml.pipelines.components.transformers.Imputer\), 1319](#)  
[fit\\_transform\(\) \(evalml.pipelines.components.transformers.Imputer\), 1322](#)  
[fit\\_transform\(\) \(evalml.pipelines.components.transformers.Imputer\), 1322](#)  
[fit\\_transform\(\) \(evalml.pipelines.components.transformers.Imputer\), 1324](#)  
[fit\\_transform\(\) \(evalml.pipelines.components.transformers.Imputer\), 1324](#)  
[fit\\_transform\(\) \(evalml.pipelines.components.transformers.Imputer\), 1326](#)  
[fit\\_transform\(\) \(evalml.pipelines.components.transformers.Imputer\), 1326](#)  
[fit\\_transform\(\) \(evalml.pipelines.components.transformers.Imputer\), 1329](#)  
[fit\\_transform\(\) \(evalml.pipelines.components.transformers.Imputer\), 1329](#)



<code>fit_transform()</code>	( <code>evalml.pipelines.components.transformers.FeatureSelector</code> ) ( <code>method</code> ), 1378	<code>fit_transform()</code>	( <code>evalml.pipelines.FeatureSelector</code> ) ( <code>method</code> ), 1820
<code>fit_transform()</code>	( <code>evalml.pipelines.components.transformers.Imputer</code> ) ( <code>method</code> ), 1381	<code>fit_transform()</code>	( <code>evalml.pipelines.Imputer</code> ) ( <code>method</code> ), 1823
<code>fit_transform()</code>	( <code>evalml.pipelines.components.transformers.MulticlassClassifierPipeline</code> ) ( <code>method</code> ), 1278	<code>fit_transform()</code>	( <code>evalml.pipelines.MulticlassClassificationPipeline</code> ) ( <code>method</code> ), 1683
<code>fit_transform()</code>	( <code>evalml.pipelines.components.transformers.MulticolumnTransformer</code> ) ( <code>method</code> ), 1288	<code>fit_transform()</code>	( <code>evalml.pipelines.MulticolumnTransformer</code> ) ( <code>method</code> ), 1844
<code>fit_transform()</code>	( <code>evalml.pipelines.components.transformers.MultioutputRegressor</code> ) ( <code>method</code> ), 1281	<code>fit_transform()</code>	( <code>evalml.pipelines.MultioutputRegressionPipeline</code> ) ( <code>method</code> ), 1690
<code>fit_transform()</code>	( <code>evalml.pipelines.components.transformers.MultiseriesRegressor</code> ) ( <code>method</code> ), 1291	<code>fit_transform()</code>	( <code>evalml.pipelines.MultiseriesRegressionPipeline</code> ) ( <code>method</code> ), 1851
<code>fit_transform()</code>	( <code>evalml.pipelines.components.transformers.OneHotEncoder</code> ) ( <code>method</code> ), 1285	<code>fit_transform()</code>	( <code>evalml.pipelines.OneHotEncoder</code> ) ( <code>method</code> ), 1858
<code>fit_transform()</code>	( <code>evalml.pipelines.components.transformers.OrdinalEncoder</code> ) ( <code>method</code> ), 1294	<code>fit_transform()</code>	( <code>evalml.pipelines.OrdinalEncoder</code> ) ( <code>method</code> ), 1861
<code>fit_transform()</code>	( <code>evalml.pipelines.components.transformers.PerColumnImputer</code> ) ( <code>method</code> ), 1296	<code>fit_transform()</code>	( <code>evalml.pipelines.PerColumnImputer</code> ) ( <code>method</code> ), 1864
<code>fit_transform()</code>	( <code>evalml.pipelines.components.transformers.PipelineBase</code> ) ( <code>method</code> ), 1384	<code>fit_transform()</code>	( <code>evalml.pipelines.pipeline_base.PipelineBase</code> ) ( <code>method</code> ), 1698
<code>fit_transform()</code>	( <code>evalml.pipelines.components.transformers.PipelineBase</code> ) ( <code>method</code> ), 1386	<code>fit_transform()</code>	( <code>evalml.pipelines.PipelineBase</code> ) ( <code>method</code> ), 1867
<code>fit_transform()</code>	( <code>evalml.pipelines.components.transformers.RegressionPipeline</code> ) ( <code>method</code> ), 1388	<code>fit_transform()</code>	( <code>evalml.pipelines.regression_pipeline.RegistrationPipeline</code> ) ( <code>method</code> ), 1706
<code>fit_transform()</code>	( <code>evalml.pipelines.components.transformers.RegressionPipeline</code> ) ( <code>method</code> ), 1391	<code>fit_transform()</code>	( <code>evalml.pipelines.RegistrationPipeline</code> ) ( <code>method</code> ), 1883
<code>fit_transform()</code>	( <code>evalml.pipelines.components.transformers.RFClassifierSelectFromModel</code> ) ( <code>method</code> ), 1394	<code>fit_transform()</code>	( <code>evalml.pipelines.RFClassifierSelectFromModel</code> ) ( <code>method</code> ), 1888
<code>fit_transform()</code>	( <code>evalml.pipelines.components.transformers.RFRegressorSelectFromModel</code> ) ( <code>method</code> ), 1399	<code>fit_transform()</code>	( <code>evalml.pipelines.RFRegressorSelectFromModel</code> ) ( <code>method</code> ), 1891
<code>fit_transform()</code>	( <code>evalml.pipelines.components.transformers.SimpleImputer</code> ) ( <code>method</code> ), 1402	<code>fit_transform()</code>	( <code>evalml.pipelines.SimpleImputer</code> ) ( <code>method</code> ), 1894
<code>fit_transform()</code>	( <code>evalml.pipelines.components.transformers.StandardScaler</code> ) ( <code>method</code> ), 1405	<code>fit_transform()</code>	( <code>evalml.pipelines.StandardScaler</code> ) ( <code>method</code> ), 1907
<code>fit_transform()</code>	( <code>evalml.pipelines.components.transformers.TargetEncoder</code> ) ( <code>method</code> ), 1408	<code>fit_transform()</code>	( <code>evalml.pipelines.TargetEncoder</code> ) ( <code>method</code> ), 1916
<code>fit_transform()</code>	( <code>evalml.pipelines.components.transformers.TimeSeriesClassificationPipeline</code> ) ( <code>method</code> ), 1411	<code>fit_transform()</code>	( <code>evalml.pipelines.time_series_classification_pipelines.TimeSeriesClassificationPipeline</code> ) ( <code>method</code> ), 1713
<code>fit_transform()</code>	( <code>evalml.pipelines.components.transformers.TimeSeriesClassificationPipeline</code> ) ( <code>method</code> ), 1413	<code>fit_transform()</code>	( <code>evalml.pipelines.time_series_classification_pipelines.TimeSeriesClassificationPipeline</code> ) ( <code>method</code> ), 1721
<code>fit_transform()</code>	( <code>evalml.pipelines.components.transformers.TimeSeriesClassificationPipeline</code> ) ( <code>method</code> ), 1309	<code>fit_transform()</code>	( <code>evalml.pipelines.time_series_classification_pipelines.TimeSeriesClassificationPipeline</code> ) ( <code>method</code> ), 1729
<code>fit_transform()</code>	( <code>evalml.pipelines.components.transformers.TimeSeriesPipelineBase</code> ) ( <code>method</code> ), 1417	<code>fit_transform()</code>	( <code>evalml.pipelines.time_series_pipeline_base.TimeSeriesPipelineBase</code> ) ( <code>method</code> ), 1737
<code>fit_transform()</code>	( <code>evalml.pipelines.components.transformers.TimeSeriesRegressionPipeline</code> ) ( <code>method</code> ), 1419	<code>fit_transform()</code>	( <code>evalml.pipelines.time_series_regression_pipeline.TimeSeriesRegressionPipeline</code> ) ( <code>method</code> ), 1744
<code>fit_transform()</code>	( <code>evalml.pipelines.components.Undersampler</code> ) ( <code>method</code> ), 1637	<code>fit_transform()</code>	( <code>evalml.pipelines.TimeSeriesBinaryClassificationPipeline</code> ) ( <code>method</code> ), 1921
<code>fit_transform()</code>	( <code>evalml.pipelines.components.URLFeaturizer</code> ) ( <code>method</code> ), 1639	<code>fit_transform()</code>	( <code>evalml.pipelines.TimeSeriesClassificationPipeline</code> ) ( <code>method</code> ), 1928
<code>fit_transform()</code>	( <code>evalml.pipelines.DFSTransformer</code> ) ( <code>method</code> ), 1795	<code>fit_transform()</code>	( <code>evalml.pipelines.TimeSeriesFeaturizer</code> ) ( <code>method</code> ), 1935
<code>fit_transform()</code>	( <code>evalml.pipelines.DropNaNRowsTransformer</code> ) ( <code>method</code> ), 1797	<code>fit_transform()</code>	( <code>evalml.pipelines.TimeSeriesImputer</code> ) ( <code>method</code> ), 1938



[fit\\_transform\(\) \(evalml.pipelines.TimeSeriesMulticlassClassificationPipeline method\), 1942](#)  
[fit\\_transform\(\) \(evalml.pipelines.TimeSeriesRegressionPipeline method\), 1949](#)  
[fit\\_transform\(\) \(evalml.pipelines.TimeSeriesRegularizedRegressionPipeline method\), 1957](#)  
[fit\\_transform\(\) \(evalml.pipelines.TransformerPipeline method\), 1959](#)  
[force\\_plot\(\) \(in module evalml.model\\_understanding.force\\_plots\), 469](#)  
[FraudCost \(class in evalml.objectives\), 628](#)  
[FraudCost \(class in evalml.objectives.fraud\\_cost\), 503](#)  
[full\\_rankings \(evalml.automl.automl\\_search.AutoMLSearch property\), 318](#)  
[full\\_rankings \(evalml.automl.AutoMLSearch property\), 334](#)  
[full\\_rankings \(evalml.AutoMLSearch property\), 2048](#)

## G

[generate\\_component\\_code\(\) \(in module evalml.pipelines.components.utils\), 1426](#)  
[generate\\_order\(\) \(evalml.pipelines.component\\_graph.ComponentGraph class method\), 1677](#)  
[generate\\_order\(\) \(evalml.pipelines.ComponentGraph class method\), 1783](#)  
[generate\\_pipeline\\_code\(\) \(in module evalml.pipelines.utils\), 1750](#)  
[generate\\_pipeline\\_example\(\) \(in module evalml.pipelines.utils\), 1751](#)  
[get\\_action\\_from\\_defaults\(\) \(evalml.data\\_checks.data\\_check\\_action\\_option.DataCheckActionOption method\), 349](#)  
[get\\_action\\_from\\_defaults\(\) \(evalml.data\\_checks.DataCheckActionOption method\), 404](#)  
[get\\_actions\\_from\\_option\\_defaults\(\) \(in module evalml.pipelines.utils\), 1751](#)  
[get\\_all\\_objective\\_names\(\) \(in module evalml.objectives\), 631](#)  
[get\\_all\\_objective\\_names\(\) \(in module evalml.objectives.utils\), 593](#)  
[get\\_best\\_sampler\\_for\\_data\(\) \(in module evalml.automl.utils\), 327](#)  
[get\\_boxplot\\_data\(\) \(evalml.data\\_checks.outliers\\_data\\_check.OutliersDataCheck static method\), 382](#)  
[get\\_boxplot\\_data\(\) \(evalml.data\\_checks.OutliersDataCheck static method\), 433](#)  
[get\\_component\(\) \(evalml.pipelines.binary\\_classification\\_pipeline.BinaryClassificationPipeline method\), 1663](#)  
[get\\_component\(\) \(evalml.pipelines.BinaryClassificationPipeline method\), 1764](#)  
[get\\_component\(\) \(evalml.pipelines.classification\\_pipeline.ClassificationPipeline method\), 1671](#)  
[get\\_component\(\) \(evalml.pipelines.classification\\_pipeline.ClassificationPipeline method\), 1777](#)  
[get\\_component\(\) \(evalml.pipelines.component\\_graph.ComponentGraph method\), 1677](#)  
[get\\_component\(\) \(evalml.pipelines.ComponentGraph method\), 1783](#)  
[get\\_component\(\) \(evalml.pipelines.multiclass\\_classification\\_pipeline.MulticlassClassificationPipeline method\), 1684](#)  
[get\\_component\(\) \(evalml.pipelines.MulticlassClassificationPipeline method\), 1845](#)  
[get\\_component\(\) \(evalml.pipelines.multiseries\\_regression\\_pipeline.MultiseriesRegressionPipeline method\), 1690](#)  
[get\\_component\(\) \(evalml.pipelines.MultiseriesRegressionPipeline method\), 1851](#)  
[get\\_component\(\) \(evalml.pipelines.pipeline\\_base.PipelineBase method\), 1698](#)  
[get\\_component\(\) \(evalml.pipelines.PipelineBase method\), 1867](#)  
[get\\_component\(\) \(evalml.pipelines.regression\\_pipeline.RegressionPipeline method\), 1706](#)  
[get\\_component\(\) \(evalml.pipelines.RegressionPipeline method\), 1883](#)  
[get\\_component\(\) \(evalml.pipelines.time\\_series\\_classification\\_pipeline.TimeSeriesClassificationPipeline method\), 1714](#)  
[get\\_component\(\) \(evalml.pipelines.time\\_series\\_classification\\_pipeline.TimeSeriesClassificationPipeline method\), 1721](#)  
[get\\_component\(\) \(evalml.pipelines.time\\_series\\_classification\\_pipeline.TimeSeriesClassificationPipeline method\), 1729](#)  
[get\\_component\(\) \(evalml.pipelines.time\\_series\\_pipeline\\_base.TimeSeriesPipelineBase method\), 1737](#)  
[get\\_component\(\) \(evalml.pipelines.time\\_series\\_regression\\_pipeline.TimeSeriesRegressionPipeline method\), 1744](#)  
[get\\_component\(\) \(evalml.pipelines.TimeSeriesBinaryClassificationPipeline method\), 1921](#)  
[get\\_component\(\) \(evalml.pipelines.TimeSeriesClassificationPipeline method\), 1929](#)  
[get\\_component\(\) \(evalml.pipelines.TimeSeriesMulticlassClassificationPipeline method\), 1942](#)  
[get\\_component\(\) \(evalml.pipelines.TimeSeriesRegressionPipeline method\), 1950](#)  
[get\\_component\\_input\\_logical\\_types\(\) \(evalml.pipelines.component\\_graph.ComponentGraph method\), 1677](#)  
[get\\_component\\_input\\_logical\\_types\(\) \(evalml.pipelines.ComponentGraph method\), 1783](#)  
[get\\_core\\_objective\\_names\(\) \(in module evalml.objectives\), 631](#)  
[get\\_core\\_objective\\_names\(\) \(in module evalml.objectives.utils\), 593](#)  
[get\\_core\\_objectives\(\) \(in module evalml.objectives\), 631](#)  
[get\\_core\\_objectives\(\) \(in module evalml.objectives.utils\), 594](#)

get_default_primary_search_objective() (in module evalml.automl), 337	(in module evalml.automl), 337	get_feature_names() (evalml.pipelines.components.transformers.encoders.OrdinalEncoder method), 1088
get_default_primary_search_objective() (in module evalml.automl.utils), 327	(in module evalml.automl.utils), 327	get_feature_names() (evalml.pipelines.components.transformers.encoders.target_encoder method), 1079
get_default_recommendation_objectives() (in module evalml.objectives), 632	(in module evalml.objectives), 632	get_feature_names() (evalml.pipelines.components.transformers.encoders.TargetEncoder method), 1091
get_default_recommendation_objectives() (in module evalml.objectives.utils), 594	(in module evalml.objectives.utils), 594	get_feature_names() (evalml.pipelines.components.transformers.OneHotEncoder method), 1350
get_ensembler_input_pipelines() (evalml.automl.automl_search.AutoMLSearch method), 318	(evalml.automl.AutoMLSearch method), 334	get_feature_names() (evalml.pipelines.components.transformers.OrdinalEncoder method), 1354
get_ensembler_input_pipelines() (evalml.automl.AutoMLSearch method), 334	(evalml.AutoMLSearch method), 2048	get_feature_names() (evalml.pipelines.components.transformers.preprocessing.datetime.DateTimeFeaturizer method), 1166
get_estimators() (evalml.pipelines.component_graph.ComponentGraph method), 1678	(evalml.pipelines.ComponentGraph method), 1784	get_feature_names() (evalml.pipelines.components.transformers.preprocessing.DateFeaturizer method), 1226
get_estimators() (in module evalml.pipelines.components.utils), 1426	(in module evalml.pipelines.components.utils), 1426	get_feature_names() (evalml.pipelines.components.transformers.TargetEncoder method), 1399
get_evalml_black_config() (in module evalml.utils.cli_utils), 2028	(in module evalml.utils.cli_utils), 2028	get_feature_names() (evalml.pipelines.OneHotEncoder method), 1858
get_evalml_pip_requirements() (in module evalml.utils.cli_utils), 2028	(in module evalml.utils.cli_utils), 2029	get_feature_names() (evalml.pipelines.OrdinalEncoder method), 1861
get_evalml_requirements_file() (in module evalml.utils.cli_utils), 2029	(in module evalml.utils.cli_utils), 2029	get_feature_names() (evalml.pipelines.TargetEncoder method), 1917
get_evalml_root() (in module evalml.utils.cli_utils), 2029	(in module evalml.utils.cli_utils), 2029	get_forecast_period() (evalml.pipelines.multiseries_regression_pipeline.MultiseriesRegressionPipeline method), 1690
get_feature_names() (evalml.pipelines.components.DateTimeFeaturizer method), 1456	(evalml.pipelines.components.DateTimeFeaturizer method), 1456	get_forecast_period() (evalml.pipelines.MultiseriesRegressionPipeline method), 1851
get_feature_names() (evalml.pipelines.components.OneHotEncoder method), 1541	(evalml.pipelines.components.OneHotEncoder method), 1541	get_forecast_period() (evalml.pipelines.time_series_regression_pipeline.TimeSeriesRegressionPipeline method), 1744
get_feature_names() (evalml.pipelines.components.OrdinalEncoder method), 1544	(evalml.pipelines.components.OrdinalEncoder method), 1544	get_forecast_period() (evalml.pipelines.TimeSeriesRegressionPipeline method), 1950
get_feature_names() (evalml.pipelines.components.TargetEncoder method), 1616	(evalml.pipelines.components.TargetEncoder method), 1616	get_forecast_predictions() (evalml.pipelines.multiseries_regression_pipeline.MultiseriesRegressionPipeline method), 1691
get_feature_names() (evalml.pipelines.components.transformers.DateTimeFeaturizer method), 1314	(evalml.pipelines.components.transformers.DateTimeFeaturizer method), 1314	get_forecast_predictions() (evalml.pipelines.MultiseriesRegressionPipeline method), 1852
get_feature_names() (evalml.pipelines.components.transformers.encoders.onehot.OneHotEncoder method), 1070	(evalml.pipelines.components.transformers.encoders.onehot.OneHotEncoder method), 1070	get_forecast_predictions() (evalml.pipelines.time_series_regression_pipeline.TimeSeriesRegressionPipeline method), 1745
get_feature_names() (evalml.pipelines.components.transformers.encoders.OneHotEncoder method), 1085	(evalml.pipelines.components.transformers.encoders.OneHotEncoder method), 1085	
get_feature_names() (evalml.pipelines.components.transformers.encoders.ordinal.OrdinalEncoder method), 1075	(evalml.pipelines.components.transformers.encoders.ordinal.OrdinalEncoder method), 1075	

<code>get_forecast_predictions()</code> ( <a href="#">evalml.pipelines.TimeSeriesRegressionPipeline</a> method), 1950	<code>get_hyperparameter_ranges()</code> ( <a href="#">evalml.pipelines.TimeSeriesBinaryClassificationPipeline</a> method), 1921
<code>get_hyperparameter_ranges()</code> ( <a href="#">evalml.pipelines.binary_classification_pipeline.BinaryClassificationPipeline</a> method), 1663	<code>get_hyperparameter_ranges()</code> ( <a href="#">evalml.pipelines.TimeSeriesClassificationPipeline</a> method), 1929
<code>get_hyperparameter_ranges()</code> ( <a href="#">evalml.pipelines.BinaryClassificationPipeline</a> method), 1764	<code>get_hyperparameter_ranges()</code> ( <a href="#">evalml.pipelines.TimeSeriesMulticlassClassificationPipeline</a> method), 1942
<code>get_hyperparameter_ranges()</code> ( <a href="#">evalml.pipelines.classification_pipeline.ClassificationPipeline</a> method), 1671	<code>get_hyperparameter_ranges()</code> ( <a href="#">evalml.pipelines.TimeSeriesRegressionPipeline</a> method), 1951
<code>get_hyperparameter_ranges()</code> ( <a href="#">evalml.pipelines.ClassificationPipeline</a> method), 1777	<code>get_importable_subclasses()</code> (in module <a href="#">evalml.utils</a> ), 2040
<code>get_hyperparameter_ranges()</code> ( <a href="#">evalml.pipelines.multiclass_classification_pipeline.MulticlassClassificationPipeline</a> method), 1684	<code>get_importable_subclasses()</code> (in module <a href="#">evalml.utils.gen_utils</a> ), 2033
<code>get_hyperparameter_ranges()</code> ( <a href="#">evalml.pipelines.MulticlassClassificationPipeline</a> method), 1845	<code>get_influence_explanations()</code> (in module <a href="#">evalml.model_understanding.feature_explanations</a> ), 467
<code>get_hyperparameter_ranges()</code> ( <a href="#">evalml.pipelines.MultiseriesRegressionPipeline</a> method), 1691	<code>get_inputs()</code> ( <a href="#">evalml.pipelines.component_graph.ComponentGraph</a> method), 1678
<code>get_hyperparameter_ranges()</code> ( <a href="#">evalml.pipelines.MultiseriesRegressionPipeline</a> method), 1852	<code>get_inputs()</code> ( <a href="#">evalml.pipelines.ComponentGraph</a> method), 1784
<code>get_hyperparameter_ranges()</code> ( <a href="#">evalml.pipelines.pipeline_base.PipelineBase</a> method), 1698	<code>get_installed_packages()</code> (in module <a href="#">evalml.utils.cli_utils</a> ), 2029
<code>get_hyperparameter_ranges()</code> ( <a href="#">evalml.pipelines.PipelineBase</a> method), 1867	<code>get_last_component()</code> ( <a href="#">evalml.pipelines.component_graph.ComponentGraph</a> method), 1678
<code>get_hyperparameter_ranges()</code> ( <a href="#">evalml.pipelines.regression_pipeline.RegressionPipeline</a> method), 1707	<code>get_last_component()</code> ( <a href="#">evalml.pipelines.ComponentGraph</a> method), 1784
<code>get_hyperparameter_ranges()</code> ( <a href="#">evalml.pipelines.RegressionPipeline</a> method), 1884	<code>get_linear_coefficients()</code> (in module <a href="#">evalml.model_understanding</a> ), 489
<code>get_hyperparameter_ranges()</code> ( <a href="#">evalml.pipelines.time_series_classification_pipelines.TimeSeriesBinaryClassificationPipeline</a> method), 1714	<code>get_linear_coefficients()</code> (in module <a href="#">evalml.model_understanding.visualizations</a> ), 479
<code>get_hyperparameter_ranges()</code> ( <a href="#">evalml.pipelines.time_series_classification_pipelines.TimeSeriesClassificationPipeline</a> method), 1721	<code>get_logger()</code> (in module <a href="#">evalml.utils</a> ), 2040
<code>get_hyperparameter_ranges()</code> ( <a href="#">evalml.pipelines.time_series_classification_pipelines.TimeSeriesMulticlassClassificationPipeline</a> method), 1729	<code>get_logger()</code> (in module <a href="#">evalml.utils.logger</a> ), 2035
<code>get_hyperparameter_ranges()</code> ( <a href="#">evalml.pipelines.time_series_pipeline_base.TimeSeriesPipelineBase</a> method), 1737	<code>get_metadata_routing()</code> ( <a href="#">evalml.pipelines.components.utils.WrappedSKClassifier</a> method), 479
<code>get_hyperparameter_ranges()</code> ( <a href="#">evalml.pipelines.time_series_regression_pipeline.TimeSeriesRegressionPipeline</a> method), 1745	<code>get_metadata_routing()</code> ( <a href="#">evalml.pipelines.components.utils.WrappedSKRegressor</a> method), 486
	<code>get_metadata_routing()</code> ( <a href="#">evalml.preprocessing.data_splitters.KFold</a> method), 1987
	<code>get_metadata_routing()</code> ( <a href="#">evalml.preprocessing.data_splitters.no_split.NoSplit</a> method), 1979
	<code>get_metadata_routing()</code> ( <a href="#">evalml.preprocessing.data_splitters.NoSplit</a> method), 1989
	<code>get_metadata_routing()</code> ( <a href="#">evalml.preprocessing.data_splitters.NoSplit</a> method), 1991

`(evalml.preprocessing.data_splitters.sk_splitters.KFoldNames() (evalml.pipelines.components.FeatureSelector`  
`method), 1980` `method), 1502`  
`get_metadata_routing() get_names() (evalml.pipelines.components.RFClassifierRFESelector`  
`(evalml.preprocessing.data_splitters.sk_splitters.StratifiedKFold method), 1572`  
`method), 1982` `get_names() (evalml.pipelines.components.RFClassifierSelectFromModel`  
`method), 1575`  
`get_metadata_routing() get_names() (evalml.pipelines.components.RFRegressorRFESelector`  
`(evalml.preprocessing.data_splitters.StratifiedKFold method), 1578`  
`method), 1989` `method), 1578`  
`get_metadata_routing() get_names() (evalml.pipelines.components.RFRegressorSelectFromModel`  
`(evalml.preprocessing.data_splitters.time_series_split.TimeSeriesSplit method), 1581`  
`method), 1984` `get_names() (evalml.pipelines.components.transformers.feature_selection`  
`method), 1095`  
`get_metadata_routing() get_names() (evalml.pipelines.components.transformers.feature_selection`  
`(evalml.preprocessing.data_splitters.TimeSeriesSplit method), 1114`  
`method), 1992` `method), 1114`  
`get_metadata_routing() get_names() (evalml.pipelines.components.transformers.feature_selection`  
`(evalml.preprocessing.data_splitters.training_validation_split.TrainingValidationSplit`  
`method), 1986` `get_names() (evalml.pipelines.components.transformers.feature_selection`  
`method), 1101`  
`get_metadata_routing() get_names() (evalml.pipelines.components.transformers.feature_selection`  
`(evalml.preprocessing.data_splitters.TrainingValidationSplit method), 1104`  
`method), 1993` `method), 1104`  
`get_metadata_routing() get_names() (evalml.pipelines.components.transformers.feature_selection`  
`(evalml.preprocessing.NoSplit method), 1998` `method), 1108`  
`get_metadata_routing() get_names() (evalml.pipelines.components.transformers.feature_selection`  
`(evalml.preprocessing.TimeSeriesSplit method), 1111`  
`method), 2002` `get_names() (evalml.pipelines.components.transformers.feature_selection`  
`method), 1118`  
`get_metadata_routing() get_names() (evalml.pipelines.components.transformers.feature_selection`  
`(evalml.preprocessing.TrainingValidationSplit method), 1121`  
`method), 2004` `method), 1121`  
`get_n_splits() (evalml.preprocessing.data_splitters.KFold get_names() (evalml.pipelines.components.transformers.feature_selection`  
`method), 1988` `method), 1124`  
`get_n_splits() (evalml.preprocessing.data_splitters.no_split.NoSplit get_names() (evalml.pipelines.components.transformers.feature_selection`  
`static method), 1980` `method), 1127`  
`get_n_splits() (evalml.preprocessing.data_splitters.NoSplit get_names() (evalml.pipelines.components.transformers.FeatureSelector`  
`static method), 1989` `method), 1332`  
`get_n_splits() (evalml.preprocessing.data_splitters.sk_splitters.KFold get_names() (evalml.pipelines.components.transformers.RFClassifierRFES`  
`method), 1981` `method), 1372`  
`get_n_splits() (evalml.preprocessing.data_splitters.sk_splitters.KFold get_names() (evalml.pipelines.components.transformers.RFClassifierSele`  
`method), 1982` `method), 1375`  
`get_n_splits() (evalml.preprocessing.data_splitters.StratifiedKFold get_names() (evalml.pipelines.components.transformers.RFRegressorRFES`  
`method), 1990` `method), 1378`  
`get_n_splits() (evalml.preprocessing.data_splitters.time_series_split.TimeSeriesSplit get_names() (evalml.pipelines.components.transformers.RFRegressorSele`  
`method), 1984` `method), 1381`  
`get_n_splits() (evalml.preprocessing.data_splitters.TimeSeriesSplit get_names() (evalml.pipelines.FeatureSelector`  
`method), 1992` `method), 1820`  
`get_n_splits() (evalml.preprocessing.data_splitters.training_validation_split.TrainingValidationSplit get_names() (evalml.pipelines.RFClassifierSelectFromModel`  
`static method), 1987` `method), 1888`  
`get_n_splits() (evalml.preprocessing.data_splitters.TrainingValidationSplit get_names() (evalml.pipelines.RFRegressorSelectFromModel`  
`static method), 1994` `method), 1891`  
`get_n_splits() (evalml.preprocessing.NoSplit static get_non_core_objectives() (in module`  
`method), 1998` `evalml.objectives), 632`  
`get_n_splits() (evalml.preprocessing.TimeSeriesSplit get_non_core_objectives() (in module`  
`method), 2002` `evalml.objectives.utils), 594`  
`get_n_splits() (evalml.preprocessing.TrainingValidationSplit get_null_column_information() (evalml.data_checks.null_data_check.NullDataCheck`  
`static method), 2004`



static method), 378

get\_null\_column\_information() (evalml.data\_checks.NullDataCheck static method), 429

get\_null\_row\_information() (evalml.data\_checks.null\_data\_check.NullDataCheck static method), 378

get\_null\_row\_information() (evalml.data\_checks.NullDataCheck static method), 429

get\_objective() (in module evalml.objectives), 632

get\_objective() (in module evalml.objectives.utils), 594

get\_optimization\_objectives() (in module evalml.objectives), 632

get\_optimization\_objectives() (in module evalml.objectives.utils), 595

get\_params() (evalml.pipelines.components.estimators.ProphetRegressor method), 1017

get\_params() (evalml.pipelines.components.estimators.regressors.prophet\_regressor.ProphetRegressor method), 859

get\_params() (evalml.pipelines.components.estimators.regressors.ProphetRegressor method), 923

get\_params() (evalml.pipelines.components.ProphetRegressor method), 1560

get\_params() (evalml.pipelines.components.utils.WrappedSKClassifier method), 1429

get\_params() (evalml.pipelines.components.utils.WrappedSKRegressor method), 1430

get\_params() (evalml.pipelines.ProphetRegressor method), 1873

get\_pipeline() (evalml.automl.automl\_search.AutoMLSearch method), 318

get\_pipeline() (evalml.automl.AutoMLSearch method), 334

get\_pipeline() (evalml.AutoMLSearch method), 2048

get\_pipelines\_from\_component\_graphs() (in module evalml.automl.utils), 327

get\_prediction\_intervals() (evalml.pipelines.ARIMAREgressor method), 1759

get\_prediction\_intervals() (evalml.pipelines.CatBoostClassifier method), 1769

get\_prediction\_intervals() (evalml.pipelines.CatBoostRegressor method), 1772

get\_prediction\_intervals() (evalml.pipelines.components.ARIMAREgressor method), 1437

get\_prediction\_intervals() (evalml.pipelines.components.BaselineClassifier method), 1440

get\_prediction\_intervals() (evalml.pipelines.components.BaselineRegressor method), 1443

get\_prediction\_intervals() (evalml.pipelines.components.CatBoostClassifier method), 1447

get\_prediction\_intervals() (evalml.pipelines.components.CatBoostRegressor method), 1450

get\_prediction\_intervals() (evalml.pipelines.components.DecisionTreeClassifier method), 1459

get\_prediction\_intervals() (evalml.pipelines.components.DecisionTreeRegressor method), 1463

get\_prediction\_intervals() (evalml.pipelines.components.ElasticNetClassifier method), 1479

get\_prediction\_intervals() (evalml.pipelines.components.ElasticNetRegressor method), 1483

get\_prediction\_intervals() (evalml.pipelines.components.ensemble.stacked\_ensemble\_base.StackedEnsembleBase method), 693

get\_prediction\_intervals() (evalml.pipelines.components.ensemble.stacked\_ensemble\_classifier.StackedEnsembleClassifier method), 697

get\_prediction\_intervals() (evalml.pipelines.components.ensemble.stacked\_ensemble\_regressor.StackedEnsembleRegressor method), 701

get\_prediction\_intervals() (evalml.pipelines.components.ensemble.StackedEnsembleBase method), 705

get\_prediction\_intervals() (evalml.pipelines.components.ensemble.StackedEnsembleClassifier method), 709

get\_prediction\_intervals() (evalml.pipelines.components.ensemble.StackedEnsembleRegressor method), 713

get\_prediction\_intervals() (evalml.pipelines.components.Estimator method), 1488

get\_prediction\_intervals() (evalml.pipelines.components.estimators.ARIMAREgressor method), 951

get\_prediction\_intervals() (evalml.pipelines.components.estimators.BaselineClassifier method), 954

get\_prediction\_intervals() (evalml.pipelines.components.estimators.BaselineRegressor method), 957

get\_prediction\_intervals() (evalml.pipelines.components.estimators.CatBoostClassifier method), 961

get\_prediction\_intervals()

<code>(evalml.pipelines.components.estimators.CatBoostRegressor(</code>	<code>(evalml.pipelines.components.estimators.classifiers.rf_classifier.R</code>
<code>method), 964</code>	<code>method), 749</code>
<code>get_prediction_intervals()</code>	<code>get_prediction_intervals()</code>
<code>(evalml.pipelines.components.estimators.classifiers.baseline_classifier.BaselineClassifier(</code>	<code>(evalml.pipelines.components.estimators.classifiers.svm_classifier.SVMClassifier(</code>
<code>method), 717</code>	<code>method), 753</code>
<code>get_prediction_intervals()</code>	<code>get_prediction_intervals()</code>
<code>(evalml.pipelines.components.estimators.classifiers.BaselineClassifier(</code>	<code>(evalml.pipelines.components.estimators.classifiers.SVMClassifier(</code>
<code>method), 770</code>	<code>method), 802</code>
<code>get_prediction_intervals()</code>	<code>get_prediction_intervals()</code>
<code>(evalml.pipelines.components.estimators.classifiers.catboost_classifier.CatBoostClassifier(</code>	<code>(evalml.pipelines.components.estimators.classifiers.vowpal_wabbit.VowpalWabbitClassifier(</code>
<code>method), 721</code>	<code>method), 756</code>
<code>get_prediction_intervals()</code>	<code>get_prediction_intervals()</code>
<code>(evalml.pipelines.components.estimators.classifiers.CatBoostClassifier(</code>	<code>(evalml.pipelines.components.estimators.classifiers.vowpal_wabbit.VowpalWabbitClassifier(</code>
<code>method), 774</code>	<code>method), 760</code>
<code>get_prediction_intervals()</code>	<code>get_prediction_intervals()</code>
<code>(evalml.pipelines.components.estimators.classifiers.decision_tree.DecisionTreeClassifier(</code>	<code>(evalml.pipelines.components.estimators.classifiers.vowpal_wabbit.VowpalWabbitClassifier(</code>
<code>method), 725</code>	<code>method), 763</code>
<code>get_prediction_intervals()</code>	<code>get_prediction_intervals()</code>
<code>(evalml.pipelines.components.estimators.classifiers.DecisionTreeClassifier(</code>	<code>(evalml.pipelines.components.estimators.classifiers.VowpalWabbitClassifier(</code>
<code>method), 777</code>	<code>method), 806</code>
<code>get_prediction_intervals()</code>	<code>get_prediction_intervals()</code>
<code>(evalml.pipelines.components.estimators.classifiers.elasticnet_classifier.ElasticNetClassifier(</code>	<code>(evalml.pipelines.components.estimators.classifiers.VowpalWabbitClassifier(</code>
<code>method), 729</code>	<code>method), 809</code>
<code>get_prediction_intervals()</code>	<code>get_prediction_intervals()</code>
<code>(evalml.pipelines.components.estimators.classifiers.ElasticNetClassifier(</code>	<code>(evalml.pipelines.components.estimators.classifiers.xgboost_classifier.XGBoostClassifier(</code>
<code>method), 781</code>	<code>method), 766</code>
<code>get_prediction_intervals()</code>	<code>get_prediction_intervals()</code>
<code>(evalml.pipelines.components.estimators.classifiers.et_classifier.ExtraTreesClassifier(</code>	<code>(evalml.pipelines.components.estimators.classifiers.XGBoostClassifier(</code>
<code>method), 733</code>	<code>method), 812</code>
<code>get_prediction_intervals()</code>	<code>get_prediction_intervals()</code>
<code>(evalml.pipelines.components.estimators.classifiers.ExtraTreesClassifier(</code>	<code>(evalml.pipelines.components.estimators.DecisionTreeClassifier(</code>
<code>method), 785</code>	<code>method), 968</code>
<code>get_prediction_intervals()</code>	<code>get_prediction_intervals()</code>
<code>(evalml.pipelines.components.estimators.classifiers.kneighbors_classifier.KNeighborsClassifier(</code>	<code>(evalml.pipelines.components.estimators.DecisionTreeRegressor(</code>
<code>method), 737</code>	<code>method), 972</code>
<code>get_prediction_intervals()</code>	<code>get_prediction_intervals()</code>
<code>(evalml.pipelines.components.estimators.classifiers.KNeighborsClassifier(</code>	<code>(evalml.pipelines.components.estimators.ElasticNetClassifier(</code>
<code>method), 789</code>	<code>method), 975</code>
<code>get_prediction_intervals()</code>	<code>get_prediction_intervals()</code>
<code>(evalml.pipelines.components.estimators.classifiers.lightgbm_classifier.LightGBMClassifier(</code>	<code>(evalml.pipelines.components.estimators.ElasticNetRegressor(</code>
<code>method), 741</code>	<code>method), 978</code>
<code>get_prediction_intervals()</code>	<code>get_prediction_intervals()</code>
<code>(evalml.pipelines.components.estimators.classifiers.LightGBMClassifier(</code>	<code>(evalml.pipelines.components.estimators.Estimator(</code>
<code>method), 792</code>	<code>method), 982</code>
<code>get_prediction_intervals()</code>	<code>get_prediction_intervals()</code>
<code>(evalml.pipelines.components.estimators.classifiers.logistic_regression.LogisticRegressionClassifier(</code>	<code>(evalml.pipelines.components.estimators.LogisticRegressionClassifier(</code>
<code>method), 745</code>	<code>method), 946</code>
<code>get_prediction_intervals()</code>	<code>get_prediction_intervals()</code>
<code>(evalml.pipelines.components.estimators.classifiers.LogisticRegressionClassifier(</code>	<code>(evalml.pipelines.components.estimators.ExponentialSmoothingRegressor(</code>
<code>method), 796</code>	<code>method), 986</code>
<code>get_prediction_intervals()</code>	<code>get_prediction_intervals()</code>
<code>(evalml.pipelines.components.estimators.classifiers.RandomForestClassifier(</code>	<code>(evalml.pipelines.components.estimators.ExtraTreesClassifier(</code>
<code>method), 799</code>	<code>method), 989</code>
<code>get_prediction_intervals()</code>	<code>get_prediction_intervals()</code>

(`evalml.pipelines.components.estimators.ExtraTreesRegressor` method), 993

`get_prediction_intervals()` (`evalml.pipelines.components.estimators.KNeighborsClassifier` method), 997

`get_prediction_intervals()` (`evalml.pipelines.components.estimators.LightGBMClassifier` method), 1000

`get_prediction_intervals()` (`evalml.pipelines.components.estimators.LightGBMRegressor` method), 1004

`get_prediction_intervals()` (`evalml.pipelines.components.estimators.LinearRegressor` method), 1007

`get_prediction_intervals()` (`evalml.pipelines.components.estimators.LogisticRegressionClassifier` method), 1010

`get_prediction_intervals()` (`evalml.pipelines.components.estimators.MultiseriesTimeSeriesBaselineRegressor` method), 1013

`get_prediction_intervals()` (`evalml.pipelines.components.estimators.ProphetRegressor` method), 1017

`get_prediction_intervals()` (`evalml.pipelines.components.estimators.RandomForestClassifier` method), 1020

`get_prediction_intervals()` (`evalml.pipelines.components.estimators.RandomForestRegressor` method), 1023

`get_prediction_intervals()` (`evalml.pipelines.components.estimators.regressors.arima_ensemble_pipeline_regressor` method), 818

`get_prediction_intervals()` (`evalml.pipelines.components.estimators.regressors.ARIMARegressor` method), 887

`get_prediction_intervals()` (`evalml.pipelines.components.estimators.regressors.baseline_ensemble_pipeline_regressor` method), 821

`get_prediction_intervals()` (`evalml.pipelines.components.estimators.regressors.BaselineRegressor` method), 890

`get_prediction_intervals()` (`evalml.pipelines.components.estimators.regressors.catboost_ensemble_pipeline_regressor` method), 825

`get_prediction_intervals()` (`evalml.pipelines.components.estimators.regressors.CatBoostRegressor` method), 893

`get_prediction_intervals()` (`evalml.pipelines.components.estimators.regressors.decision_tree_pipeline_regressor` method), 829

`get_prediction_intervals()` (`evalml.pipelines.components.estimators.regressors.DecisionTreeRegressor` method), 897

`get_prediction_intervals()` (`evalml.pipelines.components.estimators.regressors.elasticnet_regressor` method), 832

`get_prediction_intervals()` (`evalml.pipelines.components.estimators.regressors.ElasticNetRegressor` method), 900

`get_prediction_intervals()` (`evalml.pipelines.components.estimators.regressors.et_regressor` method), 837

`get_prediction_intervals()` (`evalml.pipelines.components.estimators.regressors.exponential_smoothing_regressor` method), 842

`get_prediction_intervals()` (`evalml.pipelines.components.estimators.regressors.ExponentialSmoothingRegressor` method), 905

`get_prediction_intervals()` (`evalml.pipelines.components.estimators.regressors.ExtraTreesRegressor` method), 909

`get_prediction_intervals()` (`evalml.pipelines.components.estimators.regressors.lightgbm_regressor` method), 846

`get_prediction_intervals()` (`evalml.pipelines.components.estimators.regressors.LightGBMRegressor` method), 912

`get_prediction_intervals()` (`evalml.pipelines.components.estimators.regressors.linear_regressor` method), 849

`get_prediction_intervals()` (`evalml.pipelines.components.estimators.regressors.LinearRegressor` method), 915

`get_prediction_intervals()` (`evalml.pipelines.components.estimators.regressors.multiseries_time_series_baseline_regressor` method), 853

`get_prediction_intervals()` (`evalml.pipelines.components.estimators.regressors.MultiseriesTimeSeriesBaselineRegressor` method), 919

`get_prediction_intervals()` (`evalml.pipelines.components.estimators.regressors.prophet_regressor` method), 859

`get_prediction_intervals()` (`evalml.pipelines.components.estimators.regressors.ProphetRegressor` method), 923

`get_prediction_intervals()` (`evalml.pipelines.components.estimators.regressors.RandomForestClassifier` method), 926

`get_prediction_intervals()` (`evalml.pipelines.components.estimators.regressors.rf_regressor` method), 863

`get_prediction_intervals()` (`evalml.pipelines.components.estimators.regressors.svm_regressor` method), 866

`get_prediction_intervals()` (`evalml.pipelines.components.estimators.regressors.SVMRegressor` method), 929

`get_prediction_intervals()`

```

(evalml.pipelines.components.estimators.regressors.time_series_baseline_estimator
method), 870
get_prediction_intervals() (evalml.pipelines.components.estimators.regressors.TimeSeriesBaselineEstimator
method), 870
get_prediction_intervals() (evalml.pipelines.components.estimators.regressors.TimeSeriesBaselineEstimator
method), 932
get_prediction_intervals() (evalml.pipelines.components.estimators.regressors.varmax(
method), 874
get_prediction_intervals() (evalml.pipelines.components.estimators.regressors.VARMAXRegressor
method), 936
get_prediction_intervals() (evalml.pipelines.components.estimators.regressors.vowpal_wabbit_lightgbm_regressor
method), 877
get_prediction_intervals() (evalml.pipelines.components.estimators.regressors.VowpalWabbitLightGBMRegressor
method), 939
get_prediction_intervals() (evalml.pipelines.components.estimators.regressors.xgboost(
method), 882
get_prediction_intervals() (evalml.pipelines.components.estimators.regressors.XGBoostRegressor
method), 942
get_prediction_intervals() (evalml.pipelines.components.estimators.SVMClassifier
method), 1026
get_prediction_intervals() (evalml.pipelines.components.estimators.SVMRegressor
method), 1029
get_prediction_intervals() (evalml.pipelines.components.estimators.TimeSeriesBaselineEstimator
method), 1033
get_prediction_intervals() (evalml.pipelines.components.estimators.VARMAXRegressor
method), 1036
get_prediction_intervals() (evalml.pipelines.components.estimators.VowpalWabbitClassifier
method), 1039
get_prediction_intervals() (evalml.pipelines.components.estimators.VowpalWabbitMulticlassClassifier
method), 1042
get_prediction_intervals() (evalml.pipelines.components.estimators.VowpalWabbitRegressor
method), 1045
get_prediction_intervals() (evalml.pipelines.components.estimators.XGBoostClassifier
method), 1048
get_prediction_intervals() (evalml.pipelines.components.estimators.XGBoostRegressor
method), 1052
get_prediction_intervals() (evalml.pipelines.components.ExponentialSmoothingRegressor
method), 1491
get_prediction_intervals() (evalml.pipelines.components.estimators.regressors.time_series_baseline_estimator
method), 1495
get_prediction_intervals() (evalml.pipelines.components.estimators.regressors.TimeSeriesBaselineEstimator
method), 1499
get_prediction_intervals() (evalml.pipelines.components.estimators.regressors.varmax(
method), 1508
get_prediction_intervals() (evalml.pipelines.components.estimators.regressors.VARMAXRegressor
method), 1514
get_prediction_intervals() (evalml.pipelines.components.estimators.regressors.vowpal_wabbit_lightgbm_regressor
method), 1518
get_prediction_intervals() (evalml.pipelines.components.estimators.regressors.VowpalWabbitLightGBMRegressor
method), 1523
get_prediction_intervals() (evalml.pipelines.components.estimators.regressors.xgboost(
method), 1527
get_prediction_intervals() (evalml.pipelines.components.estimators.regressors.XGBoostRegressor
method), 1535
get_prediction_intervals() (evalml.pipelines.components.estimators.SVMClassifier
method), 1560
get_prediction_intervals() (evalml.pipelines.components.estimators.SVMRegressor
method), 1563
get_prediction_intervals() (evalml.pipelines.components.estimators.TimeSeriesBaselineEstimator
method), 1566
get_prediction_intervals() (evalml.pipelines.components.estimators.VARMAXRegressor
method), 1591
get_prediction_intervals() (evalml.pipelines.components.estimators.VowpalWabbitClassifier
method), 1595
get_prediction_intervals() (evalml.pipelines.components.estimators.VowpalWabbitMulticlassClassifier
method), 1599
get_prediction_intervals() (evalml.pipelines.components.estimators.VowpalWabbitRegressor
method), 1610
get_prediction_intervals() (evalml.pipelines.components.estimators.XGBoostClassifier
method), 1613
get_prediction_intervals() (evalml.pipelines.components.estimators.XGBoostRegressor
method), 1622
get_prediction_intervals() (evalml.pipelines.components.ExponentialSmoothingRegressor
method), 1642
get_prediction_intervals() (evalml.pipelines.components.ExponentialSmoothingRegressor
method), 1642

```

`(evalml.pipelines.components.VowpalWabbitBinaryClassifier method), 1691`  
`method), 1645`  
`get_prediction_intervals()`  
`(evalml.pipelines.components.VowpalWabbitMulticlassClassifier method), 1852`  
`method), 1648`  
`get_prediction_intervals()`  
`(evalml.pipelines.components.VowpalWabbitRegressor method), 1651`  
`method), 1651`  
`get_prediction_intervals()`  
`(evalml.pipelines.components.XGBoostClassifier method), 1654`  
`method), 1654`  
`get_prediction_intervals()`  
`(evalml.pipelines.components.XGBoostRegressor method), 1658`  
`method), 1658`  
`get_prediction_intervals()`  
`(evalml.pipelines.DecisionTreeClassifier method), 1788`  
`method), 1788`  
`get_prediction_intervals()`  
`(evalml.pipelines.DecisionTreeRegressor method), 1792`  
`method), 1792`  
`get_prediction_intervals()`  
`(evalml.pipelines.ElasticNetClassifier method), 1800`  
`1800`  
`get_prediction_intervals()`  
`(evalml.pipelines.ElasticNetRegressor method), 1803`  
`1803`  
`get_prediction_intervals()`  
`(evalml.pipelines.Estimator method), 1807`  
`method), 1807`  
`get_prediction_intervals()`  
`(evalml.pipelines.ExponentialSmoothingRegressor method), 1810`  
`method), 1810`  
`get_prediction_intervals()`  
`(evalml.pipelines.ExtraTreesClassifier method), 1814`  
`1814`  
`get_prediction_intervals()`  
`(evalml.pipelines.ExtraTreesRegressor method), 1817`  
`method), 1817`  
`get_prediction_intervals()`  
`(evalml.pipelines.KNeighborsClassifier method), 1826`  
`method), 1826`  
`get_prediction_intervals()`  
`(evalml.pipelines.LightGBMClassifier method), 1830`  
`1830`  
`get_prediction_intervals()`  
`(evalml.pipelines.LightGBMRegressor method), 1833`  
`method), 1833`  
`get_prediction_intervals()`  
`(evalml.pipelines.LinearRegressor method), 1836`  
`1836`  
`get_prediction_intervals()`  
`(evalml.pipelines.LogisticRegressionClassifier method), 1840`  
`method), 1840`  
`get_prediction_intervals()`  
`(evalml.pipelines.multiseries_regression_pipeline.MultiseriesRegressionPipeline method), 1841`  
`method), 1841`  
`get_prediction_intervals()`  
`(evalml.pipelines.MultiseriesRegressionPipeline method), 1841`  
`method), 1841`  
`get_prediction_intervals()`  
`(evalml.pipelines.ProphetRegressor method), 1873`  
`1873`  
`get_prediction_intervals()`  
`(evalml.pipelines.RandomForestClassifier method), 1876`  
`method), 1876`  
`get_prediction_intervals()`  
`(evalml.pipelines.RandomForestRegressor method), 1879`  
`method), 1879`  
`get_prediction_intervals()`  
`(evalml.pipelines.StackedEnsembleBase method), 1897`  
`method), 1897`  
`get_prediction_intervals()`  
`(evalml.pipelines.StackedEnsembleClassifier method), 1901`  
`method), 1901`  
`get_prediction_intervals()`  
`(evalml.pipelines.StackedEnsembleRegressor method), 1905`  
`method), 1905`  
`get_prediction_intervals()`  
`(evalml.pipelines.SVMClassifier method), 1910`  
`1910`  
`get_prediction_intervals()`  
`(evalml.pipelines.SVMRegressor method), 1913`  
`1913`  
`get_prediction_intervals()`  
`(evalml.pipelines.time_series_regression_pipeline.TimeSeriesRegressionPipeline method), 1745`  
`method), 1745`  
`get_prediction_intervals()`  
`(evalml.pipelines.TimeSeriesRegressionPipeline method), 1951`  
`method), 1951`  
`get_prediction_intervals()`  
`(evalml.pipelines.VARMAXRegressor method), 1962`  
`1962`  
`get_prediction_intervals()`  
`(evalml.pipelines.VowpalWabbitBinaryClassifier method), 1965`  
`method), 1965`  
`get_prediction_intervals()`  
`(evalml.pipelines.VowpalWabbitMulticlassClassifier method), 1968`  
`method), 1968`  
`get_prediction_intervals()`  
`(evalml.pipelines.VowpalWabbitRegressor method), 1971`  
`method), 1971`  
`get_prediction_intervals()`  
`(evalml.pipelines.XGBoostClassifier method), 1974`  
`1974`  
`get_prediction_intervals()`  
`(evalml.pipelines.XGBoostRegressor method), 1977`  
`1977`  
`get_prediction_intervals_for_tree_regressors()`  
`(evalml.pipelines.multiseries_regression_pipeline.MultiseriesRegressionPipeline method), 1841`  
`method), 1841`



- 1426
- `get_prediction_vs_actual_data()` (in module *evalml.model\_understanding*), 489
- `get_prediction_vs_actual_data()` (in module *evalml.model\_understanding.visualizations*), 479
- `get_prediction_vs_actual_over_time_data()` (in module *evalml.model\_understanding*), 489
- `get_prediction_vs_actual_over_time_data()` (in module *evalml.model\_understanding.visualizations*), 480
- `get_random_seed()` (in module *evalml.utils*), 2040
- `get_random_seed()` (in module *evalml.utils.gen\_utils*), 2033
- `get_random_state()` (in module *evalml.utils*), 2041
- `get_random_state()` (in module *evalml.utils.gen\_utils*), 2033
- `get_ranking_objectives()` (in module *evalml.objectives*), 633
- `get_ranking_objectives()` (in module *evalml.objectives.utils*), 595
- `get_recommendation_score_breakdown()` (*evalml.automl.automl\_search.AutoMLSearch* method), 318
- `get_recommendation_score_breakdown()` (*evalml.automl.AutoMLSearch* method), 334
- `get_recommendation_score_breakdown()` (*evalml.AutoMLSearch* method), 2048
- `get_recommendation_scores()` (*evalml.automl.automl\_search.AutoMLSearch* method), 318
- `get_recommendation_scores()` (*evalml.automl.AutoMLSearch* method), 335
- `get_recommendation_scores()` (*evalml.AutoMLSearch* method), 2048
- `get_result()` (*evalml.automl.engine.cf\_engine.CFComputation* method), 294
- `get_result()` (*evalml.automl.engine.dask\_engine.DaskComputation* method), 297
- `get_result()` (*evalml.automl.engine.engine\_base.EngineComputation* method), 300
- `get_result()` (*evalml.automl.engine.EngineComputation* method), 309
- `get_result()` (*evalml.automl.engine.sequential\_engine.SequentialComputation* method), 303
- `get_starting_parameters()` (*evalml.tuners.grid\_search\_tuner.GridSearchTuner* method), 2014
- `get_starting_parameters()` (*evalml.tuners.GridSearchTuner* method), 2022
- `get_starting_parameters()` (*evalml.tuners.random\_search\_tuner.RandomSearchTuner* method), 2016
- `get_starting_parameters()` (*evalml.tuners.RandomSearchTuner* method), 2023
- `get_starting_parameters()` (*evalml.tuners.skopt\_tuner.SKOptTuner* method), 2018
- `get_starting_parameters()` (*evalml.tuners.SKOptTuner* method), 2025
- `get_starting_parameters()` (*evalml.tuners.Tuner* method), 2026
- `get_starting_parameters()` (*evalml.tuners.tuner.Tuner* method), 2019
- `get_sys_info()` (in module *evalml.utils.cli\_utils*), 2029
- `get_threshold_tuning_info()` (in module *evalml.automl*), 337
- `get_threshold_tuning_info()` (in module *evalml.automl.utils*), 327
- `get_time_index()` (in module *evalml.utils*), 2041
- `get_time_index()` (in module *evalml.utils.gen\_utils*), 2033
- `get_trend_dataframe()` (*evalml.pipelines.components.PolynomialDecomposer* method), 1556
- `get_trend_dataframe()` (*evalml.pipelines.components.STLDecomposer* method), 1606
- `get_trend_dataframe()` (*evalml.pipelines.components.transformers.PolynomialDecomposer* method), 1366
- `get_trend_dataframe()` (*evalml.pipelines.components.transformers.preprocessing.Decomposer* method), 1230
- `get_trend_dataframe()` (*evalml.pipelines.components.transformers.preprocessing.decomposer* method), 1170
- `get_trend_dataframe()` (*evalml.pipelines.components.transformers.preprocessing.polynomial* method), 1197
- `get_trend_dataframe()` (*evalml.pipelines.components.transformers.preprocessing.PolynomialDecomposer* method), 1255
- `get_trend_dataframe()` (*evalml.pipelines.components.transformers.preprocessing.stl\_decomposer* method), 1206
- `get_trend_dataframe()` (*evalml.pipelines.components.transformers.preprocessing.STLDecomposer* method), 1262
- `get_trend_dataframe()` (*evalml.pipelines.components.transformers.STLDecomposer* method), 1395
- `get_trend_prediction_intervals()` (*evalml.pipelines.components.STLDecomposer* method), 1395

method), 1606

get\_trend\_prediction\_intervals()  
(evalml.pipelines.components.transformers.preprocessing.standard\_scaler.STLDecomposer method), 1206

get\_trend\_prediction\_intervals()  
(evalml.pipelines.components.transformers.preprocessing.standard\_scaler.STLDecomposer method), 1262

get\_trend\_prediction\_intervals()  
(evalml.pipelines.components.transformers.STLDecomposer method), 1395

Gini (class in evalml.objectives), 633

Gini (class in evalml.objectives.standard\_metrics), 545

graph() (evalml.pipelines.binary\_classification\_pipeline.BinaryClassificationPipeline method), 1663

graph() (evalml.pipelines.BinaryClassificationPipeline method), 1764

graph() (evalml.pipelines.classification\_pipeline.ClassificationPipeline method), 1671

graph() (evalml.pipelines.ClassificationPipeline method), 1777

graph() (evalml.pipelines.component\_graph.ComponentGraph method), 1678

graph() (evalml.pipelines.ComponentGraph method), 1784

graph() (evalml.pipelines.multiclass\_classification\_pipeline.MulticlassClassificationPipeline method), 1684

graph() (evalml.pipelines.MulticlassClassificationPipeline method), 1845

graph() (evalml.pipelines.multiseries\_regression\_pipeline.MultiseriesRegressionPipeline method), 1692

graph() (evalml.pipelines.MultiseriesRegressionPipeline method), 1852

graph() (evalml.pipelines.pipeline\_base.PipelineBase method), 1699

graph() (evalml.pipelines.PipelineBase method), 1868

graph() (evalml.pipelines.regression\_pipeline.RegressionPipeline method), 1707

graph() (evalml.pipelines.RegressionPipeline method), 1884

graph() (evalml.pipelines.time\_series\_classification\_pipelines.TimeSeriesBinaryClassificationPipeline method), 1714

graph() (evalml.pipelines.time\_series\_classification\_pipelines.TimeSeriesClassificationPipeline method), 1721

graph() (evalml.pipelines.time\_series\_classification\_pipelines.TimeSeriesMulticlassClassificationPipeline method), 1729

graph() (evalml.pipelines.time\_series\_pipeline\_base.TimeSeriesPipelineBase method), 1737

graph() (evalml.pipelines.time\_series\_regression\_pipeline.TimeSeriesRegressionPipeline method), 1746

graph() (evalml.pipelines.TimeSeriesBinaryClassificationPipeline method), 1921

graph() (evalml.pipelines.TimeSeriesClassificationPipeline method), 1929

graph() (evalml.pipelines.TimeSeriesMulticlassClassificationPipeline method), 1951

graph() (evalml.pipelines.TimeSeriesRegressionPipeline method), 1942

graph() (evalml.pipelines.TimeSeriesRegressionPipeline method), 1951

graph\_binary\_objective\_vs\_threshold() (in module evalml.model\_understanding), 490

graph\_binary\_objective\_vs\_threshold() (in module evalml.model\_understanding.visualizations), 480

graph\_confusion\_matrix() (in module evalml.model\_understanding), 490

graph\_confusion\_matrix() (in module evalml.model\_understanding.metrics), 471

graph\_dict() (evalml.pipelines.binary\_classification\_pipeline.BinaryClassificationPipeline method), 1663

graph\_dict() (evalml.pipelines.BinaryClassificationPipeline method), 1764

graph\_dict() (evalml.pipelines.classification\_pipeline.ClassificationPipeline method), 1671

graph\_dict() (evalml.pipelines.ClassificationPipeline method), 1777

graph\_dict() (evalml.pipelines.multiclass\_classification\_pipeline.MulticlassClassificationPipeline method), 1684

graph\_dict() (evalml.pipelines.MulticlassClassificationPipeline method), 1845

graph\_dict() (evalml.pipelines.MultiseriesRegressionPipeline method), 1692

graph\_dict() (evalml.pipelines.MultiseriesRegressionPipeline method), 1853

graph\_dict() (evalml.pipelines.pipeline\_base.PipelineBase method), 1699

graph\_dict() (evalml.pipelines.PipelineBase method), 1868

graph\_dict() (evalml.pipelines.regression\_pipeline.RegressionPipeline method), 1707

graph\_dict() (evalml.pipelines.RegressionPipeline method), 1884

graph\_dict() (evalml.pipelines.time\_series\_classification\_pipelines.TimeSeriesBinaryClassificationPipeline method), 1714

graph\_dict() (evalml.pipelines.time\_series\_classification\_pipelines.TimeSeriesClassificationPipeline method), 1721

graph\_dict() (evalml.pipelines.time\_series\_classification\_pipelines.TimeSeriesMulticlassClassificationPipeline method), 1729

graph\_dict() (evalml.pipelines.time\_series\_pipeline\_base.TimeSeriesPipelineBase method), 1737

graph\_dict() (evalml.pipelines.TimeSeriesBinaryClassificationPipeline method), 1921

graph\_dict() (evalml.pipelines.TimeSeriesClassificationPipeline method), 1929

graph\_dict() (evalml.pipelines.TimeSeriesMulticlassClassificationPipeline method), 1951

graph\_dict() (evalml.pipelines.TimeSeriesRegressionPipeline method), 1942

<code>graph_feature_importance()</code> <code>(evalml.pipelines.binary_classification_pipeline.BinaryClassificationPipeline</code> <code>method)</code> , 1663	<code>graph_feature_importance()</code> <code>(evalml.pipelines.TimeSeriesClassificationPipeline</code> <code>method)</code> , 1929
<code>graph_feature_importance()</code> <code>(evalml.pipelines.BinaryClassificationPipeline</code> <code>method)</code> , 1764	<code>graph_feature_importance()</code> <code>(evalml.pipelines.TimeSeriesMulticlassClassificationPipeline</code> <code>method)</code> , 1943
<code>graph_feature_importance()</code> <code>(evalml.pipelines.classification_pipeline.ClassificationPipeline</code> <code>method)</code> , 1671	<code>graph_feature_importance()</code> <code>(evalml.pipelines.TimeSeriesRegressionPipeline</code> <code>method)</code> , 1952
<code>graph_feature_importance()</code> <code>(evalml.pipelines.ClassificationPipeline</code> <code>method)</code> , 1777	<code>graph_force_plot()</code> (in module <code>evalml.model_understanding.force_plots)</code> , 469
<code>graph_feature_importance()</code> <code>(evalml.pipelines.multiclass_classification_pipeline.MulticlassClassificationPipeline</code> <code>method)</code> , 1684	<code>graph_partial_dependence()</code> (in module <code>evalml.model_understanding.partial_dependence_functions</code> ), 490
<code>graph_feature_importance()</code> <code>(evalml.pipelines.MulticlassClassificationPipeline</code> <code>method)</code> , 1845	<code>graph_partial_dependence()</code> (in module <code>evalml.model_understanding.partial_dependence_functions</code> ), 473
<code>graph_feature_importance()</code> <code>(evalml.pipelines.multiseries_regression_pipeline.MultiseriesRegressionPipeline</code> <code>method)</code> , 1692	<code>graph_permutation_importance()</code> (in module <code>evalml.model_understanding</code> ), 491
<code>graph_feature_importance()</code> <code>(evalml.pipelines.MultiseriesRegressionPipeline</code> <code>method)</code> , 1853	<code>graph_permutation_importance()</code> (in module <code>evalml.model_understanding.permutation_importance</code> ), 477
<code>graph_feature_importance()</code> <code>(evalml.pipelines.pipeline_base.PipelineBase</code> <code>method)</code> , 1699	<code>graph_precision_recall_curve()</code> (in module <code>evalml.model_understanding</code> ), 491
<code>graph_feature_importance()</code> <code>(evalml.pipelines.PipelineBase method)</code> , 1868	<code>graph_precision_recall_curve()</code> (in module <code>evalml.model_understanding.metrics</code> ), 471
<code>graph_feature_importance()</code> <code>(evalml.pipelines.regression_pipeline.RegressionPipeline</code> <code>method)</code> , 1707	<code>graph_prediction_vs_actual()</code> (in module <code>evalml.model_understanding</code> ), 492
<code>graph_feature_importance()</code> <code>(evalml.pipelines.RegressionPipeline method)</code> , 1884	<code>graph_prediction_vs_actual()</code> (in module <code>evalml.model_understanding.visualizations</code> ), 481
<code>graph_feature_importance()</code> <code>(evalml.pipelines.time_series_classification_pipelines.TimeSeriesBinaryClassificationPipeline</code> <code>method)</code> , 1714	<code>graph_prediction_vs_actual_over_time()</code> (in module <code>evalml.model_understanding</code> ), 492
<code>graph_feature_importance()</code> <code>(evalml.pipelines.time_series_classification_pipeline.TimeSeriesClassificationPipeline</code> <code>method)</code> , 1722	<code>graph_prediction_vs_actual_over_time()</code> (in module <code>evalml.model_understanding.visualizations</code> ), 481
<code>graph_feature_importance()</code> <code>(evalml.pipelines.time_series_classification_pipelines.TimeSeriesMulticlassClassificationPipeline</code> <code>method)</code> , 1730	<code>graph_roc_curve()</code> (in module <code>evalml.model_understanding.metrics</code> ), 471
<code>graph_feature_importance()</code> <code>(evalml.pipelines.time_series_pipeline_base.TimeSeriesPipelineBase</code> <code>method)</code> , 1738	<code>graph_roc_curve()</code> (in module <code>evalml.model_understanding.metrics</code> ), 471
<code>graph_feature_importance()</code> <code>(evalml.pipelines.time_series_regression_pipeline.TimeSeriesRegressionPipeline</code> <code>method)</code> , 1746	<code>graph_sne()</code> (in module <code>evalml.model_understanding</code> ), 493
<code>graph_feature_importance()</code> <code>(evalml.pipelines.TimeSeriesBinaryClassificationPipeline</code> <code>method)</code> , 1922	<code>graph_t_sne()</code> (in module <code>evalml.model_understanding.visualizations</code> ), 481
	<code>greater_is_better(evalml.objectives.binary_classification_objective.BinaryClassificationObjective</code> <code>property)</code> , 616
	<code>greater_is_better(evalml.objectives.BinaryClassificationObjective</code> <code>property)</code> , 510
	<code>greater_is_better(evalml.objectives.multiclass_classification_objective.MulticlassClassificationObjective</code> <code>property)</code> , 659
	<code>greater_is_better(evalml.objectives.MulticlassClassificationObjective</code> <code>property)</code> , 510
	<code>greater_is_better(evalml.objectives.ObjectiveBase</code> <code>property)</code> , 510



property), 513  
**greater\_is\_better** (evalml.objectives.ObjectiveBase property), 661  
**greater\_is\_better** (evalml.objectives.regression\_objective.RegressionObjective property), 516  
**greater\_is\_better** (evalml.objectives.RegressionObjective property), 681  
**greater\_is\_better** (evalml.objectives.time\_series\_regression\_objective.TimeSeriesRegressionObjective property), 591  
**GridSearchTuner** (class in evalml.tuners), 2021  
**GridSearchTuner** (class in evalml.tuners.grid\_search\_tuner), 2013

## H

**handle\_component\_class()** (in module evalml.pipelines.components.utils), 1427  
**handle\_data\_check\_action\_code()** (in module evalml.data\_checks.utils), 397  
**handle\_dcao\_parameter\_type()** (evalml.data\_checks.data\_check\_action\_option.DCAOParameterType static method), 350  
**handle\_dcao\_parameter\_type()** (evalml.data\_checks.DCAOParameterType static method), 416  
**handle\_float\_categories\_for\_catboost()** (in module evalml.pipelines.components.utils), 1427  
**handle\_model\_family()** (in module evalml.model\_family), 457  
**handle\_model\_family()** (in module evalml.model\_family.utils), 457  
**handle\_problem\_types()** (in module evalml.problem\_types), 2010  
**handle\_problem\_types()** (in module evalml.problem\_types.utils), 2007  
**has\_dfs** (evalml.pipelines.component\_graph.ComponentGraph property), 1678  
**has\_dfs** (evalml.pipelines.ComponentGraph property), 1784

## I

**IDColumnsDataCheck** (class in evalml.data\_checks), 418  
**IDColumnsDataCheck** (class in evalml.data\_checks.id\_columns\_data\_check), 365  
**import\_or\_raise()** (in module evalml.utils), 2041  
**import\_or\_raise()** (in module evalml.utils.gen\_utils), 2033  
**Imputer** (class in evalml.pipelines), 1821  
**Imputer** (class in evalml.pipelines.components), 1503  
**Imputer** (class in evalml.pipelines.components.transformers), 1333  
**Imputer** (class in evalml.pipelines.components.transformers.imputers.imputer), 1148  
**Imputer** (class in evalml.pipelines.components.transformers.imputers.imputer), 1148  
**infer\_feature\_types()** (in module evalml.utils), 2041  
**infer\_feature\_types()** (in module evalml.utils.woodwork\_utils), 2037  
**info\_objective** (evalml.problem\_types.RegressionObjective), 1148  
**info\_objective** (evalml.problem\_types.RegressionObjective), 1148  
**InvalidTargetDataCheck** (class in evalml.data\_checks), 421  
**InvalidTargetDataCheck** (class in evalml.data\_checks.invalid\_target\_data\_check), 369  
**inverse\_transform()** (evalml.pipelines.binary\_classification\_pipeline.BinaryClassificationPipeline method), 1664  
**inverse\_transform()** (evalml.pipelines.BinaryClassificationPipeline method), 1765  
**inverse\_transform()** (evalml.pipelines.classification\_pipeline.ClassificationPipeline method), 1672  
**inverse\_transform()** (evalml.pipelines.ClassificationPipeline method), 1778  
**inverse\_transform()** (evalml.pipelines.component\_graph.ComponentGraph method), 1678  
**inverse\_transform()** (evalml.pipelines.ComponentGraph method), 1784  
**inverse\_transform()** (evalml.pipelines.components.LabelEncoder method), 1511  
**inverse\_transform()** (evalml.pipelines.components.LogTransformer method), 1530  
**inverse\_transform()** (evalml.pipelines.components.PolynomialDecomposer method), 1556  
**inverse\_transform()** (evalml.pipelines.components.STLDecomposer method), 1606  
**inverse\_transform()** (evalml.pipelines.components.transformers.encoders.label\_encoder.LabelEncoder method), 1066  
**inverse\_transform()** (evalml.pipelines.components.transformers.encoders.LabelEncoder method), 1082

[inverse\\_transform\(\)](#) ([evalml.pipelines.components.transformers.LabelEncoder](#) method), 1337  
[inverse\\_transform\(\)](#) ([evalml.pipelines.components.transformers.LogTransformer](#) method), 1342  
[inverse\\_transform\(\)](#) ([evalml.pipelines.components.transformers.PolynomialDecomposer](#) method), 1366  
[inverse\\_transform\(\)](#) ([evalml.pipelines.components.transformers.preprocessing.DerivativeTransformer](#) method), 1230  
[inverse\\_transform\(\)](#) ([evalml.pipelines.components.transformers.preprocessing.derivative\\_transformer.Decomposer](#) method), 1170  
[inverse\\_transform\(\)](#) ([evalml.pipelines.components.transformers.preprocessing.log\\_transformer.LogTransformer](#) method), 1186  
[inverse\\_transform\(\)](#) ([evalml.pipelines.components.transformers.preprocessing.LogTransformer](#) method), 1245  
[inverse\\_transform\(\)](#) ([evalml.pipelines.components.transformers.preprocessing.polynomial\\_decomposer.PolynomialDecomposer](#) method), 1197  
[inverse\\_transform\(\)](#) ([evalml.pipelines.components.transformers.preprocessing.PolynomialDecomposer](#) method), 1255  
[inverse\\_transform\(\)](#) ([evalml.pipelines.components.transformers.preprocessing.stl\\_decomposer.STLDecomposer](#) method), 1206  
[inverse\\_transform\(\)](#) ([evalml.pipelines.components.transformers.preprocessing.STLDecomposer](#) method), 1263  
[inverse\\_transform\(\)](#) ([evalml.pipelines.components.transformers.STLDecomposer](#) method), 1395  
[inverse\\_transform\(\)](#) ([evalml.pipelines.multiclass\\_classification\\_pipeline.MulticlassClassificationPipeline](#) method), 1685  
[inverse\\_transform\(\)](#) ([evalml.pipelines.MulticlassClassificationPipeline](#) method), 1846  
[inverse\\_transform\(\)](#) ([evalml.pipelines.multiseries\\_regression\\_pipeline.MultiseriesRegressionPipeline](#) method), 1692  
[inverse\\_transform\(\)](#) ([evalml.pipelines.MultiseriesRegressionPipeline](#) method), 1853  
[inverse\\_transform\(\)](#) ([evalml.pipelines.pipeline\\_base.PipelineBase](#) method), 1699  
[inverse\\_transform\(\)](#) ([evalml.pipelines.PipelineBase](#) method), 1868  
[inverse\\_transform\(\)](#)

[\(evalml.pipelines.regression\\_pipeline.RegressionPipeline](#) method), 1707  
[inverse\\_transform\(\)](#) ([evalml.pipelines.RegressionPipeline](#) method), 1884  
[inverse\\_transform\(\)](#) ([evalml.pipelines.time\\_series\\_classification\\_pipelines.TimeSeriesClassificationPipeline](#) method), 1715  
[inverse\\_transform\(\)](#) ([evalml.pipelines.time\\_series\\_classification\\_pipelines.TimeSeriesClassificationPipeline](#) method), 1722  
[inverse\\_transform\(\)](#) ([evalml.pipelines.time\\_series\\_classification\\_pipelines.TimeSeriesClassificationPipeline](#) method), 1727  
[inverse\\_transform\(\)](#) ([evalml.pipelines.time\\_series\\_pipeline\\_base.TimeSeriesPipelineBase](#) method), 1728  
[inverse\\_transform\(\)](#) ([evalml.pipelines.time\\_series\\_regression\\_pipeline.TimeSeriesRegressionPipeline](#) method), 1727  
[inverse\\_transform\(\)](#) ([evalml.pipelines.TimeSeriesBinaryClassificationPipeline](#) method), 1722  
[inverse\\_transform\(\)](#) ([evalml.pipelines.TimeSeriesClassificationPipeline](#) method), 1720  
[inverse\\_transform\(\)](#) ([evalml.pipelines.TimeSeriesMulticlassClassificationPipeline](#) method), 1722  
[inverse\\_transform\(\)](#) ([evalml.pipelines.TimeSeriesRegressionPipeline](#) method), 1727  
[is\\_all\\_numeric\(\)](#) (in module [evalml.utils](#)), 2041  
[is\\_all\\_numeric\(\)](#) (in module [evalml.utils.gen\\_utils](#)), 2034  
[is\\_binary\(\)](#) (in module [evalml.problem\\_types](#)), 2010  
[is\\_binary\(\)](#) (in module [evalml.problem\\_types.utils](#)), 2010  
[is\\_bounded\\_like\\_percentage](#) ([evalml.objectives.binary\\_classification\\_objective.BinaryClassificationObjective](#) property), 499  
[is\\_bounded\\_like\\_percentage](#) ([evalml.objectives.BinaryClassificationObjective](#) property), 500  
[is\\_bounded\\_like\\_percentage](#) ([evalml.objectives.multiclass\\_classification\\_objective.MulticlassClassificationObjective](#) property), 510  
[is\\_bounded\\_like\\_percentage](#) ([evalml.objectives.MulticlassClassificationObjective](#) property), 659  
[is\\_bounded\\_like\\_percentage](#) ([evalml.objectives.objective\\_base.ObjectiveBase](#) property), 513  
[is\\_bounded\\_like\\_percentage](#)

(evalml.objectives.ObjectiveBase property), 661  
 is\_bounded\_like\_percentage (evalml.objectives.regression\_objective.RegressionObjective property), 516  
 is\_bounded\_like\_percentage (evalml.objectives.RegressionObjective property), 681  
 is\_bounded\_like\_percentage (evalml.objectives.time\_series\_regression\_objective.TimeSeriesRegressionObjective property), 591  
 is\_cancelled (evalml.automl.engine.cf\_engine.CFComputation property), 295  
 is\_cancelled (evalml.automl.engine.dask\_engine.DaskComputation property), 297  
 is\_classification() (in module evalml.problem\_types), 2010  
 is\_classification() (in module evalml.problem\_types.utils), 2007  
 is\_closed (evalml.automl.engine.cf\_engine.CFClient property), 294  
 is\_closed (evalml.automl.engine.cf\_engine.CFEngine property), 295  
 is\_closed (evalml.automl.engine.CFEngine property), 306  
 is\_closed (evalml.automl.engine.dask\_engine.DaskEngine property), 297  
 is\_closed (evalml.automl.engine.DaskEngine property), 307  
 is\_cv (evalml.preprocessing.data\_splitters.KFold property), 1988  
 is\_cv (evalml.preprocessing.data\_splitters.no\_split.NoSplit property), 1980  
 is\_cv (evalml.preprocessing.data\_splitters.NoSplit property), 1989  
 is\_cv (evalml.preprocessing.data\_splitters.sk\_splitters.KFold property), 1981  
 is\_cv (evalml.preprocessing.data\_splitters.sk\_splitters.StratifiedKFold property), 1982  
 is\_cv (evalml.preprocessing.data\_splitters.StratifiedKFold property), 1990  
 is\_cv (evalml.preprocessing.data\_splitters.time\_series\_split.TimeSeriesSplit property), 1985  
 is\_cv (evalml.preprocessing.data\_splitters.TimeSeriesSplit property), 1992  
 is\_cv (evalml.preprocessing.data\_splitters.training\_validation\_split.TrainingValidationSplit property), 1987  
 is\_cv (evalml.preprocessing.data\_splitters.TrainingValidationSplit property), 1994  
 is\_cv (evalml.preprocessing.NoSplit property), 1998  
 is\_cv (evalml.preprocessing.TimeSeriesSplit property), 2002  
 is\_cv (evalml.preprocessing.TrainingValidationSplit property), 2004  
 is\_defined\_for\_problem\_type() (evalml.objectives.AccuracyBinary class method), 600  
 is\_defined\_for\_problem\_type() (evalml.objectives.AccuracyMulticlass class method), 602  
 is\_defined\_for\_problem\_type() (evalml.objectives.AUC class method), 604  
 is\_defined\_for\_problem\_type() (evalml.objectives.AUCMacro class method), 606  
 is\_defined\_for\_problem\_type() (evalml.objectives.AUCMicro class method), 608  
 is\_defined\_for\_problem\_type() (evalml.objectives.AUCWeighted class method), 609  
 is\_defined\_for\_problem\_type() (evalml.objectives.BalancedAccuracyBinary class method), 611  
 is\_defined\_for\_problem\_type() (evalml.objectives.BalancedAccuracyMulticlass class method), 613  
 is\_defined\_for\_problem\_type() (evalml.objectives.binary\_classification\_objective.BinaryClassificationObjective class method), 499  
 is\_defined\_for\_problem\_type() (evalml.objectives.BinaryClassificationObjective class method), 616  
 is\_defined\_for\_problem\_type() (evalml.objectives.cost\_benefit\_matrix.CostBenefitMatrix class method), 502  
 is\_defined\_for\_problem\_type() (evalml.objectives.CostBenefitMatrix class method), 618  
 is\_defined\_for\_problem\_type() (evalml.objectives.ExpVariance class method), 620  
 is\_defined\_for\_problem\_type() (evalml.objectives.F1 class method), 622  
 is\_defined\_for\_problem\_type() (evalml.objectives.F1Macro class method), 624  
 is\_defined\_for\_problem\_type() (evalml.objectives.F1Micro class method), 626  
 is\_defined\_for\_problem\_type() (evalml.objectives.F1Weighted class method), 628  
 is\_defined\_for\_problem\_type() (evalml.objectives.fraud\_cost.FraudCost class method), 505  
 is\_defined\_for\_problem\_type() (evalml.objectives.FraudCost class method),

630		664	
<code>is_defined_for_problem_type()</code>	<code>(evalml.objectives.Gini class method), 634</code>	<code>is_defined_for_problem_type()</code>	<code>(evalml.objectives.PrecisionMacro class method), 666</code>
<code>is_defined_for_problem_type()</code>	<code>(evalml.objectives.lead_scoring.LeadScoring class method), 508</code>	<code>is_defined_for_problem_type()</code>	<code>(evalml.objectives.PrecisionMicro class method), 668</code>
<code>is_defined_for_problem_type()</code>	<code>(evalml.objectives.LeadScoring class method), 637</code>	<code>is_defined_for_problem_type()</code>	<code>(evalml.objectives.PrecisionWeighted class method), 670</code>
<code>is_defined_for_problem_type()</code>	<code>(evalml.objectives.LogLossBinary class method), 639</code>	<code>is_defined_for_problem_type()</code>	<code>(evalml.objectives.R2 class method), 671</code>
<code>is_defined_for_problem_type()</code>	<code>(evalml.objectives.LogLossMulticlass class method), 641</code>	<code>is_defined_for_problem_type()</code>	<code>(evalml.objectives.Recall class method), 674</code>
<code>is_defined_for_problem_type()</code>	<code>(evalml.objectives.MAE class method), 643</code>	<code>is_defined_for_problem_type()</code>	<code>(evalml.objectives.RecallMacro class method), 675</code>
<code>is_defined_for_problem_type()</code>	<code>(evalml.objectives.MAPE class method), 644</code>	<code>is_defined_for_problem_type()</code>	<code>(evalml.objectives.RecallMicro class method), 677</code>
<code>is_defined_for_problem_type()</code>	<code>(evalml.objectives.MASE class method), 646</code>	<code>is_defined_for_problem_type()</code>	<code>(evalml.objectives.RecallWeighted class method), 679</code>
<code>is_defined_for_problem_type()</code>	<code>(evalml.objectives.MaxError class method), 648</code>	<code>is_defined_for_problem_type()</code>	<code>(evalml.objectives.regression_objective.RegressionObjective class method), 516</code>
<code>is_defined_for_problem_type()</code>	<code>(evalml.objectives.MCCBinary class method), 650</code>	<code>is_defined_for_problem_type()</code>	<code>(evalml.objectives.RegressionObjective class method), 681</code>
<code>is_defined_for_problem_type()</code>	<code>(evalml.objectives.MCCMulticlass class method), 652</code>	<code>is_defined_for_problem_type()</code>	<code>(evalml.objectives.RootMeanSquaredError class method), 684</code>
<code>is_defined_for_problem_type()</code>	<code>(evalml.objectives.MeanSquaredLogError class method), 654</code>	<code>is_defined_for_problem_type()</code>	<code>(evalml.objectives.RootMeanSquaredLogError class method), 685</code>
<code>is_defined_for_problem_type()</code>	<code>(evalml.objectives.MedianAE class method), 655</code>	<code>is_defined_for_problem_type()</code>	<code>(evalml.objectives.sensitivity_low_alert.SensitivityLowAlert class method), 519</code>
<code>is_defined_for_problem_type()</code>	<code>(evalml.objectives.MSE class method), 657</code>	<code>is_defined_for_problem_type()</code>	<code>(evalml.objectives.SensitivityLowAlert class method), 687</code>
<code>is_defined_for_problem_type()</code>	<code>(evalml.objectives.multiclass_classification_objective.MulticlassClassificationObjective class method), 510</code>	<code>is_defined_for_problem_type()</code>	<code>(evalml.objectives.SMAPE class method), 689</code>
<code>is_defined_for_problem_type()</code>	<code>(evalml.objectives.MulticlassClassificationObjective class method), 659</code>	<code>is_defined_for_problem_type()</code>	<code>(evalml.objectives.standard_metrics.AccuracyBinary class method), 522</code>
<code>is_defined_for_problem_type()</code>	<code>(evalml.objectives.objective_base.ObjectiveBase class method), 513</code>	<code>is_defined_for_problem_type()</code>	<code>(evalml.objectives.standard_metrics.AccuracyMulticlass class method), 524</code>
<code>is_defined_for_problem_type()</code>	<code>(evalml.objectives.ObjectiveBase class method), 661</code>	<code>is_defined_for_problem_type()</code>	<code>(evalml.objectives.standard_metrics.AUC class method), 526</code>
<code>is_defined_for_problem_type()</code>	<code>(evalml.objectives.Precision class method),</code>		



<code>is_defined_for_problem_type()</code> ( <code>evalml.objectives.standard_metrics.AUCMacro</code> class method), 528	<code>is_defined_for_problem_type()</code> ( <code>evalml.objectives.standard_metrics.MCCMulticlass</code> class method), 562
<code>is_defined_for_problem_type()</code> ( <code>evalml.objectives.standard_metrics.AUCMicro</code> class method), 530	<code>is_defined_for_problem_type()</code> ( <code>evalml.objectives.standard_metrics.MeanSquaredLogError</code> class method), 564
<code>is_defined_for_problem_type()</code> ( <code>evalml.objectives.standard_metrics.AUCWeighted</code> class method), 532	<code>is_defined_for_problem_type()</code> ( <code>evalml.objectives.standard_metrics.MedianAE</code> class method), 565
<code>is_defined_for_problem_type()</code> ( <code>evalml.objectives.standard_metrics.BalancedAccuracyBinary</code> class method), 534	<code>is_defined_for_problem_type()</code> ( <code>evalml.objectives.standard_metrics.MSE</code> class method), 567
<code>is_defined_for_problem_type()</code> ( <code>evalml.objectives.standard_metrics.BalancedAccuracyMulticlass</code> class method), 536	<code>is_defined_for_problem_type()</code> ( <code>evalml.objectives.standard_metrics.Precision</code> class method), 569
<code>is_defined_for_problem_type()</code> ( <code>evalml.objectives.standard_metrics.ExpVariance</code> class method), 537	<code>is_defined_for_problem_type()</code> ( <code>evalml.objectives.standard_metrics.PrecisionMacro</code> class method), 571
<code>is_defined_for_problem_type()</code> ( <code>evalml.objectives.standard_metrics.F1</code> class method), 539	<code>is_defined_for_problem_type()</code> ( <code>evalml.objectives.standard_metrics.PrecisionMicro</code> class method), 573
<code>is_defined_for_problem_type()</code> ( <code>evalml.objectives.standard_metrics.F1Macro</code> class method), 541	<code>is_defined_for_problem_type()</code> ( <code>evalml.objectives.standard_metrics.PrecisionWeighted</code> class method), 575
<code>is_defined_for_problem_type()</code> ( <code>evalml.objectives.standard_metrics.F1Micro</code> class method), 543	<code>is_defined_for_problem_type()</code> ( <code>evalml.objectives.standard_metrics.R2</code> class method), 576
<code>is_defined_for_problem_type()</code> ( <code>evalml.objectives.standard_metrics.F1Weighted</code> class method), 545	<code>is_defined_for_problem_type()</code> ( <code>evalml.objectives.standard_metrics.Recall</code> class method), 579
<code>is_defined_for_problem_type()</code> ( <code>evalml.objectives.standard_metrics.Gini</code> class method), 547	<code>is_defined_for_problem_type()</code> ( <code>evalml.objectives.standard_metrics.RecallMacro</code> class method), 580
<code>is_defined_for_problem_type()</code> ( <code>evalml.objectives.standard_metrics.LogLossBinary</code> class method), 549	<code>is_defined_for_problem_type()</code> ( <code>evalml.objectives.standard_metrics.RecallMicro</code> class method), 582
<code>is_defined_for_problem_type()</code> ( <code>evalml.objectives.standard_metrics.LogLossMulticlass</code> class method), 551	<code>is_defined_for_problem_type()</code> ( <code>evalml.objectives.standard_metrics.RecallWeighted</code> class method), 584
<code>is_defined_for_problem_type()</code> ( <code>evalml.objectives.standard_metrics.MAE</code> class method), 553	<code>is_defined_for_problem_type()</code> ( <code>evalml.objectives.standard_metrics.RootMeanSquaredError</code> class method), 586
<code>is_defined_for_problem_type()</code> ( <code>evalml.objectives.standard_metrics.MAPE</code> class method), 554	<code>is_defined_for_problem_type()</code> ( <code>evalml.objectives.standard_metrics.RootMeanSquaredLogError</code> class method), 587
<code>is_defined_for_problem_type()</code> ( <code>evalml.objectives.standard_metrics.MASE</code> class method), 556	<code>is_defined_for_problem_type()</code> ( <code>evalml.objectives.standard_metrics.SMAPE</code> class method), 589
<code>is_defined_for_problem_type()</code> ( <code>evalml.objectives.standard_metrics.MaxError</code> class method), 558	<code>is_defined_for_problem_type()</code> ( <code>evalml.objectives.time_series_regression_objective.TimeSeriesRegression</code> class method), 591
<code>is_defined_for_problem_type()</code> ( <code>evalml.objectives.standard_metrics.MCCBinary</code> class method), 560	<code>is_freq_valid()</code> ( <code>evalml.pipelines.components.PolynomialDecomposer</code> class method), 1557
	<code>is_freq_valid()</code> ( <code>evalml.pipelines.components.STLDecomposer</code> class method), 1557

class method), 1606  
 is\_freq\_valid() (evalml.pipelines.components.transformers.PolynomialDecomposer  
 class method), 1366  
 is\_freq\_valid() (evalml.pipelines.components.transformers.preprocessing.Decomposer), 290  
 class method), 1230  
 is\_freq\_valid() (evalml.pipelines.components.transformers.preprocessing.Decomposer), 282  
 class method), 1170  
 is\_freq\_valid() (evalml.pipelines.components.transformers.preprocessing.polynomial\_decomposer.PolynomialDecomposer  
 class method), 1197  
 is\_freq\_valid() (evalml.pipelines.components.transformers.preprocessing.polynomial\_decomposer.PolynomialDecomposer  
 class method), 1255  
 is\_freq\_valid() (evalml.pipelines.components.transformers.preprocessing.STLDecomposer), 301  
 class method), 1206  
 is\_freq\_valid() (evalml.pipelines.components.transformers.preprocessing.STLDecomposer), 301  
 class method), 1263  
 is\_freq\_valid() (evalml.pipelines.components.transformers.STLDecomposer), 301  
 class method), 1395  
 is\_multiclass() (in module evalml.problem\_types), 2011  
 is\_multiclass() (in module evalml.problem\_types.utils), 2008  
 is\_regression() (in module evalml.problem\_types), 2011  
 is\_regression() (in module evalml.problem\_types.utils), 2008  
 is\_search\_space\_exhausted() (evalml.tuners.grid\_search\_tuner.GridSearchTuner  
 method), 2014  
 is\_search\_space\_exhausted() (evalml.tuners.GridSearchTuner method), 2022  
 is\_search\_space\_exhausted() (evalml.tuners.random\_search\_tuner.RandomSearchTuner  
 method), 2016  
 is\_search\_space\_exhausted() (evalml.tuners.RandomSearchTuner method), 2024  
 is\_search\_space\_exhausted() (evalml.tuners.skopt\_tuner.SKOptTuner  
 method), 2018  
 is\_search\_space\_exhausted() (evalml.tuners.SKOptTuner method), 2025  
 is\_search\_space\_exhausted() (evalml.tuners.Tuner method), 2026  
 is\_search\_space\_exhausted() (evalml.tuners.tuner.Tuner method), 2020  
 is\_time\_series() (in module evalml.problem\_types), 2011  
 is\_time\_series() (in module evalml.problem\_types.utils), 2008  
 is\_tree\_estimator() (evalml.model\_family.model\_family.ModelFamily  
 method), 456  
 is\_tree\_estimator() (evalml.model\_family.ModelFamily method), 456  
 IterativeAlgorithm (class in evalml.pipelines.components.transformers.preprocessing.Decomposer), 290  
 IterativeAlgorithm (class in evalml.pipelines.components.transformers.preprocessing.Decomposer), 282  
 jupyter\_check() (in module evalml.utils.gen\_utils), 2034  
 jupyter\_check() (in module evalml.utils.gen\_utils), 2034  
 K  
 KFold (class in evalml.preprocessing.data\_splitters), 1987  
 KFold (class in evalml.preprocessing.data\_splitters.sk\_splitters), 1980  
 KNeighborsClassifier (class in evalml.pipelines), 1824  
 KNeighborsClassifier (class in evalml.pipelines.components), 1505  
 KNeighborsClassifier (class in evalml.pipelines.components.estimators), 994  
 KNeighborsClassifier (class in evalml.pipelines.components.estimators.classifiers), 786  
 KNeighborsClassifier (class in evalml.pipelines.components.estimators.classifiers.kneighbors\_classifier), 735  
 KNNImputer (class in evalml.pipelines.components.transformers.imputers), 1151  
 KNNImputer (class in evalml.pipelines.components.transformers.imputers.knn\_imputer), 1132  
 L  
 LabelEncoder (class in evalml.pipelines.components), 1509  
 LabelEncoder (class in evalml.pipelines.components.transformers), 1335  
 LabelEncoder (class in evalml.pipelines.components.transformers.encoders), 1080  
 LabelEncoder (class in evalml.pipelines.components.transformers.encoders.label\_encoder), 1065  
 last\_component\_input\_logical\_types (evalml.pipelines.component\_graph.ComponentGraph  
 property), 1679

<code>last_component_input_logical_types</code> ( <code>evalml.pipelines.ComponentGraph</code> <code>erty</code> ), 1785	<code>prop-</code>	<code>load()</code> ( <code>evalml.automl.AutoMLSearch</code> static method), 335
<code>LeadScoring</code> (class in <code>evalml.objectives</code> ), 635		<code>load()</code> ( <code>evalml.AutoMLSearch</code> static method), 2049
<code>LeadScoring</code> (class in <code>evalml.objectives.lead_scoring</code> ), 506		<code>load()</code> ( <code>evalml.pipelines.ARIMARegressor</code> static method), 1759
<code>LightGBMClassifier</code> (class in <code>evalml.pipelines</code> ), 1827		<code>load()</code> ( <code>evalml.pipelines.binary_classification_pipeline.BinaryClassificationPipeline</code> static method), 1664
<code>LightGBMClassifier</code> (class in <code>evalml.pipelines.components</code> ), 1512	<code>in</code>	<code>load()</code> ( <code>evalml.pipelines.BinaryClassificationPipeline</code> static method), 1765
<code>LightGBMClassifier</code> (class in <code>evalml.pipelines.components.estimators</code> ), 998	<code>in</code>	<code>load()</code> ( <code>evalml.pipelines.CatBoostClassifier</code> static method), 1770
<code>LightGBMClassifier</code> (class in <code>evalml.pipelines.components.estimators.classifiers</code> ), 790	<code>in</code>	<code>load()</code> ( <code>evalml.pipelines.CatBoostRegressor</code> static method), 1773
<code>LightGBMClassifier</code> (class in <code>evalml.pipelines.components.estimators.classifiers</code> ), 739	<code>in</code>	<code>load()</code> ( <code>evalml.pipelines.classification_pipeline.ClassificationPipeline</code> static method), 1672
<code>LightGBMRegressor</code> (class in <code>evalml.pipelines</code> ), 1831		<code>load()</code> ( <code>evalml.pipelines.components.ARIMARegressor</code> static method), 1437
<code>LightGBMRegressor</code> (class in <code>evalml.pipelines.components</code> ), 1515	<code>in</code>	<code>load()</code> ( <code>evalml.pipelines.components.BaselineClassifier</code> static method), 1440
<code>LightGBMRegressor</code> (class in <code>evalml.pipelines.components.estimators</code> ), 1001	<code>in</code>	<code>load()</code> ( <code>evalml.pipelines.components.BaselineRegressor</code> static method), 1443
<code>LightGBMRegressor</code> (class in <code>evalml.pipelines.components.estimators.regressors</code> ), 910	<code>in</code>	<code>load()</code> ( <code>evalml.pipelines.components.CatBoostClassifier</code> static method), 1447
<code>LightGBMRegressor</code> (class in <code>evalml.pipelines.components.estimators.regressors</code> ), 843	<code>in</code>	<code>load()</code> ( <code>evalml.pipelines.components.CatBoostRegressor</code> static method), 1450
<code>LinearDiscriminantAnalysis</code> (class in <code>evalml.pipelines.components</code> ), 1519	<code>in</code>	<code>load()</code> ( <code>evalml.pipelines.components.component_base.ComponentBase</code> static method), 1422
<code>LinearDiscriminantAnalysis</code> (class in <code>evalml.pipelines.components.transformers</code> ), 1338	<code>in</code>	<code>load()</code> ( <code>evalml.pipelines.components.ComponentBase</code> static method), 1453
<code>LinearDiscriminantAnalysis</code> (class in <code>evalml.pipelines.components.transformers.dimensionality_reduction</code> ), 1059	<code>in</code>	<code>load()</code> ( <code>evalml.pipelines.components.DateTimeFeaturizer</code> static method), 1456
<code>LinearDiscriminantAnalysis</code> (class in <code>evalml.pipelines.components.transformers.dimensionality_reduction</code> ), 1054	<code>in</code>	<code>load()</code> ( <code>evalml.pipelines.components.DecisionTreeClassifier</code> static method), 1459
<code>LinearDiscriminantAnalysis</code> (class in <code>evalml.pipelines.components.transformers.dimensionality_reduction</code> ), 1054	<code>in</code>	<code>load()</code> ( <code>evalml.pipelines.components.DecisionTreeRegressor</code> static method), 1463
<code>LinearRegressor</code> (class in <code>evalml.pipelines</code> ), 1834		<code>load()</code> ( <code>evalml.pipelines.components.DFSTransformer</code> static method), 1466
<code>LinearRegressor</code> (class in <code>evalml.pipelines.components</code> ), 1521	<code>in</code>	<code>load()</code> ( <code>evalml.pipelines.components.DropColumns</code> static method), 1469
<code>LinearRegressor</code> (class in <code>evalml.pipelines.components.estimators</code> ), 1005	<code>in</code>	<code>load()</code> ( <code>evalml.pipelines.components.DropNaNRowsTransformer</code> static method), 1471
<code>LinearRegressor</code> (class in <code>evalml.pipelines.components.estimators.regressors</code> ), 913	<code>in</code>	<code>load()</code> ( <code>evalml.pipelines.components.DropNullColumns</code> static method), 1474
<code>LinearRegressor</code> (class in <code>evalml.pipelines.components.estimators.regressors</code> ), 848	<code>in</code>	<code>load()</code> ( <code>evalml.pipelines.components.DropRowsTransformer</code> static method), 1476
<code>load()</code> ( <code>evalml.automl.automl_search.AutoMLSearch</code>		<code>load()</code> ( <code>evalml.pipelines.components.ElasticNetClassifier</code> static method), 1479
		<code>load()</code> ( <code>evalml.pipelines.components.ElasticNetRegressor</code> static method), 1482
		<code>load()</code> ( <code>evalml.pipelines.components.EmailFeaturizer</code> static method), 1485

`load()` (evalml.pipelines.components.ensemble.stacked\_ensemble\_base.StaticMethod), 693  
`load()` (evalml.pipelines.components.ensemble.stacked\_ensemble\_base.StaticMethod), 697  
`load()` (evalml.pipelines.components.ensemble.stacked\_ensemble\_base.StaticMethod), 701  
`load()` (evalml.pipelines.components.ensemble.StackedEnsembleBase.StaticMethod), 705  
`load()` (evalml.pipelines.components.ensemble.StackedEnsembleBase.StaticMethod), 709  
`load()` (evalml.pipelines.components.ensemble.StackedEnsembleBase.StaticMethod), 713  
`load()` (evalml.pipelines.components.Estimator static method), 1488  
`load()` (evalml.pipelines.components.estimators.ARIMARegressor.StaticMethod), 951  
`load()` (evalml.pipelines.components.estimators.BaselineClassifier.StaticMethod), 955  
`load()` (evalml.pipelines.components.estimators.BaselineRegressor.StaticMethod), 958  
`load()` (evalml.pipelines.components.estimators.CatBoostClassifier.StaticMethod), 961  
`load()` (evalml.pipelines.components.estimators.CatBoostRegressor.StaticMethod), 964  
`load()` (evalml.pipelines.components.estimators.classifiers.BaselineClassifier.StaticMethod), 717  
`load()` (evalml.pipelines.components.estimators.classifiers.BaselineRegressor.StaticMethod), 771  
`load()` (evalml.pipelines.components.estimators.classifiers.CatBoostClassifier.StaticMethod), 721  
`load()` (evalml.pipelines.components.estimators.classifiers.CatBoostRegressor.StaticMethod), 774  
`load()` (evalml.pipelines.components.estimators.classifiers.DecisionTreeClassifier.StaticMethod), 725  
`load()` (evalml.pipelines.components.estimators.classifiers.DecisionTreeRegressor.StaticMethod), 777  
`load()` (evalml.pipelines.components.estimators.classifiers.ElasticNetClassifier.StaticMethod), 729  
`load()` (evalml.pipelines.components.estimators.classifiers.ElasticNetRegressor.StaticMethod), 781  
`load()` (evalml.pipelines.components.estimators.classifiers.ExtraTreesClassifier.StaticMethod), 733  
`load()` (evalml.pipelines.components.estimators.classifiers.ExtraTreesRegressor.StaticMethod), 785  
`load()` (evalml.pipelines.components.estimators.classifiers.KNeighborsClassifier.StaticMethod), 737  
`load()` (evalml.pipelines.components.estimators.classifiers.KNeighborsRegressor.StaticMethod), 789  
`load()` (evalml.pipelines.components.estimators.classifiers.LightGBMClassifier.StaticMethod), 742  
`load()` (evalml.pipelines.components.estimators.classifiers.LightGBMRegressor.StaticMethod), 793  
`load()` (evalml.pipelines.components.estimators.classifiers.LogisticRegressionClassifier.StaticMethod), 745  
`load()` (evalml.pipelines.components.estimators.classifiers.LogisticRegressionMulticlassifier.StaticMethod), 796  
`load()` (evalml.pipelines.components.estimators.classifiers.RandomForestClassifier.StaticMethod), 799  
`load()` (evalml.pipelines.components.estimators.classifiers.rf\_classifier.RandomForestClassifier.StaticMethod), 749  
`load()` (evalml.pipelines.components.estimators.classifiers.svm\_classifier.SupportVectorMachineClassifier.StaticMethod), 753  
`load()` (evalml.pipelines.components.estimators.classifiers.SVMClassifier.StaticMethod), 803  
`load()` (evalml.pipelines.components.estimators.classifiers.vowpal\_wabbit.VowpalWabbitClassifier.StaticMethod), 757  
`load()` (evalml.pipelines.components.estimators.classifiers.vowpal\_wabbit.VowpalWabbitRegressor.StaticMethod), 760  
`load()` (evalml.pipelines.components.estimators.classifiers.vowpal\_wabbit.VowpalWabbitClassifier.StaticMethod), 806  
`load()` (evalml.pipelines.components.estimators.classifiers.vowpal\_wabbit.VowpalWabbitRegressor.StaticMethod), 809  
`load()` (evalml.pipelines.components.estimators.classifiers.xgboost\_classifier.XGBoostClassifier.StaticMethod), 767  
`load()` (evalml.pipelines.components.estimators.classifiers.XGBoostClassifier.StaticMethod), 812  
`load()` (evalml.pipelines.components.estimators.DecisionTreeClassifier.StaticMethod), 968  
`load()` (evalml.pipelines.components.estimators.DecisionTreeRegressor.StaticMethod), 972  
`load()` (evalml.pipelines.components.estimators.ElasticNetClassifier.StaticMethod), 976  
`load()` (evalml.pipelines.components.estimators.ElasticNetRegressor.StaticMethod), 979  
`load()` (evalml.pipelines.components.estimators.ExponentialSmoothingRegressor.StaticMethod), 982  
`load()` (evalml.pipelines.components.estimator.Estimator.StaticMethod), 946  
`load()` (evalml.pipelines.components.estimators.ExponentialSmoothingRegressor.StaticMethod), 986  
`load()` (evalml.pipelines.components.estimators.ExtraTreesClassifier.StaticMethod), 990  
`load()` (evalml.pipelines.components.estimators.ExtraTreesRegressor.StaticMethod), 993  
`load()` (evalml.pipelines.components.estimators.KNeighborsClassifier.StaticMethod), 997  
`load()` (evalml.pipelines.components.estimators.LightGBMClassifier.StaticMethod), 1000  
`load()` (evalml.pipelines.components.estimators.LightGBMRegressor.StaticMethod), 1004  
`load()` (evalml.pipelines.components.estimators.LinearRegressor.StaticMethod), 1007  
`load()` (evalml.pipelines.components.estimators.LogisticRegressionClassifier.StaticMethod), 1010  
`load()` (evalml.pipelines.components.estimators.LogisticRegressionMulticlassifier.StaticMethod), 1014



`load()` (`evalml.pipelines.components.estimators.ProphetRegressor` static method), 1017  
`load()` (`evalml.pipelines.components.estimators.RandomForestClassifier` static method), 1020  
`load()` (`evalml.pipelines.components.estimators.RandomForestRegressor` static method), 1023  
`load()` (`evalml.pipelines.components.estimators.regressors.ArimaRegressor` static method), 818  
`load()` (`evalml.pipelines.components.estimators.regressors.ArimaRegressor` static method), 887  
`load()` (`evalml.pipelines.components.estimators.regressors.ArimaRegressor` static method), 821  
`load()` (`evalml.pipelines.components.estimators.regressors.ArimaRegressor` static method), 890  
`load()` (`evalml.pipelines.components.estimators.regressors.ArimaRegressor` static method), 825  
`load()` (`evalml.pipelines.components.estimators.regressors.ArimaRegressor` static method), 894  
`load()` (`evalml.pipelines.components.estimators.regressors.ArimaRegressor` static method), 830  
`load()` (`evalml.pipelines.components.estimators.regressors.ArimaRegressor` static method), 898  
`load()` (`evalml.pipelines.components.estimators.regressors.ArimaRegressor` static method), 833  
`load()` (`evalml.pipelines.components.estimators.regressors.ArimaRegressor` static method), 901  
`load()` (`evalml.pipelines.components.estimators.regressors.ArimaRegressor` static method), 838  
`load()` (`evalml.pipelines.components.estimators.regressors.ArimaRegressor` static method), 842  
`load()` (`evalml.pipelines.components.estimators.regressors.ArimaRegressor` static method), 905  
`load()` (`evalml.pipelines.components.estimators.regressors.ArimaRegressor` static method), 909  
`load()` (`evalml.pipelines.components.estimators.regressors.ArimaRegressor` static method), 846  
`load()` (`evalml.pipelines.components.estimators.regressors.ArimaRegressor` static method), 913  
`load()` (`evalml.pipelines.components.estimators.regressors.ArimaRegressor` static method), 850  
`load()` (`evalml.pipelines.components.estimators.regressors.ArimaRegressor` static method), 916  
`load()` (`evalml.pipelines.components.estimators.regressors.ArimaRegressor` static method), 853  
`load()` (`evalml.pipelines.components.estimators.regressors.ArimaRegressor` static method), 919  
`load()` (`evalml.pipelines.components.estimators.regressors.ArimaRegressor` static method), 859  
`load()` (`evalml.pipelines.components.estimators.regressors.ArimaRegressor` static method), 923  
`load()` (`evalml.pipelines.components.estimators.regressors.ArimaRegressor` static method), 926  
`load()` (`evalml.pipelines.components.estimators.regressors.ArimaRegressor` static method), 863  
`load()` (`evalml.pipelines.components.estimators.regressors.svm_regressor` static method), 866  
`load()` (`evalml.pipelines.components.estimators.regressors.SVMRegressor` static method), 929  
`load()` (`evalml.pipelines.components.estimators.regressors.time_series_baseline_estimator` static method), 870  
`load()` (`evalml.pipelines.components.estimators.regressors.TimeSeriesBaselineEstimator` static method), 933  
`load()` (`evalml.pipelines.components.estimators.regressors.varmax_regressor` static method), 874  
`load()` (`evalml.pipelines.components.estimators.regressors.VARMAXRegressor` static method), 936  
`load()` (`evalml.pipelines.components.estimators.regressors.vowpal_wabbit_regressor` static method), 878  
`load()` (`evalml.pipelines.components.estimators.regressors.VowpalWabbitRegressor` static method), 939  
`load()` (`evalml.pipelines.components.estimators.regressors.xgboost_regressor` static method), 882  
`load()` (`evalml.pipelines.components.estimators.regressors.XGBoostRegressor` static method), 942  
`load()` (`evalml.pipelines.components.estimators.SVMClassifier` static method), 1027  
`load()` (`evalml.pipelines.components.estimators.SVMRegressor` static method), 1030  
`load()` (`evalml.pipelines.components.estimators.TimeSeriesBaselineEstimator` static method), 1033  
`load()` (`evalml.pipelines.components.estimators.VARMAXRegressor` static method), 1036  
`load()` (`evalml.pipelines.components.estimators.VowpalWabbitBinaryClassifier` static method), 1039  
`load()` (`evalml.pipelines.components.estimators.VowpalWabbitMulticlassClassifier` static method), 1043  
`load()` (`evalml.pipelines.components.estimators.VowpalWabbitRegressor` static method), 1046  
`load()` (`evalml.pipelines.components.estimators.XGBoostClassifier` static method), 1049  
`load()` (`evalml.pipelines.components.estimators.XGBoostRegressor` static method), 1052  
`load()` (`evalml.pipelines.components.estimators.ExponentialSmoothingRegressor` static method), 1491  
`load()` (`evalml.pipelines.components.ExtraTreesClassifier` static method), 1495  
`load()` (`evalml.pipelines.components.ExtraTreesClassifier` static method), 1499  
`load()` (`evalml.pipelines.components.FeatureSelector` static method), 1502  
`load()` (`evalml.pipelines.components.Imputer` static method), 1505  
`load()` (`evalml.pipelines.components.KNeighborsClassifier` static method), 1508  
`load()` (`evalml.pipelines.components.LabelEncoder` static method), 1511  
`load()` (`evalml.pipelines.components.LightGBMClassifier` static method), 1514

<code>load()</code> ( <code>evalml.pipelines.components.LightGBMRegressor</code> static method), 1518	<code>load()</code> ( <code>evalml.pipelines.components.StackedEnsembleRegressor</code> static method), 1599
<code>load()</code> ( <code>evalml.pipelines.components.LinearDiscriminantAnalysis</code> static method), 1521	<code>load()</code> ( <code>evalml.pipelines.components.StandardScaler</code> static method), 1602
<code>load()</code> ( <code>evalml.pipelines.components.LinearRegressor</code> static method), 1523	<code>load()</code> ( <code>evalml.pipelines.components.STLDecomposer</code> static method), 1607
<code>load()</code> ( <code>evalml.pipelines.components.LogisticRegressionClassifier</code> static method), 1527	<code>load()</code> ( <code>evalml.pipelines.components.SVMClassifier</code> static method), 1610
<code>load()</code> ( <code>evalml.pipelines.components.LogTransformer</code> static method), 1530	<code>load()</code> ( <code>evalml.pipelines.components.SVMRegressor</code> static method), 1613
<code>load()</code> ( <code>evalml.pipelines.components.LSA</code> static method), 1532	<code>load()</code> ( <code>evalml.pipelines.components.TargetEncoder</code> static method), 1616
<code>load()</code> ( <code>evalml.pipelines.components.MultiseriesTimeSeriesRegressor</code> static method), 1535	<code>load()</code> ( <code>evalml.pipelines.components.TargetImputer</code> static method), 1619
<code>load()</code> ( <code>evalml.pipelines.components.NaturalLanguageFeaturizer</code> static method), 1538	<code>load()</code> ( <code>evalml.pipelines.components.TimeSeriesBaselineEstimator</code> static method), 1622
<code>load()</code> ( <code>evalml.pipelines.components.OneHotEncoder</code> static method), 1541	<code>load()</code> ( <code>evalml.pipelines.components.TimeSeriesFeaturizer</code> static method), 1625
<code>load()</code> ( <code>evalml.pipelines.components.OrdinalEncoder</code> static method), 1544	<code>load()</code> ( <code>evalml.pipelines.components.TimeSeriesImputer</code> static method), 1628
<code>load()</code> ( <code>evalml.pipelines.components.Oversampler</code> static method), 1547	<code>load()</code> ( <code>evalml.pipelines.components.TimeSeriesRegularizer</code> static method), 1631
<code>load()</code> ( <code>evalml.pipelines.components.PCA</code> static method), 1550	<code>load()</code> ( <code>evalml.pipelines.components.Transformer</code> static method), 1634
<code>load()</code> ( <code>evalml.pipelines.components.PerColumnImputer</code> static method), 1552	<code>load()</code> ( <code>evalml.pipelines.components.transformers.column_selectors.ColumnSelector</code> static method), 1300
<code>load()</code> ( <code>evalml.pipelines.components.PolynomialDecomposer</code> static method), 1557	<code>load()</code> ( <code>evalml.pipelines.components.transformers.column_selectors.DropColumnSelector</code> static method), 1302
<code>load()</code> ( <code>evalml.pipelines.components.ProphetRegressor</code> static method), 1560	<code>load()</code> ( <code>evalml.pipelines.components.transformers.column_selectors.SelectColumnSelector</code> static method), 1305
<code>load()</code> ( <code>evalml.pipelines.components.RandomForestClassifier</code> static method), 1564	<code>load()</code> ( <code>evalml.pipelines.components.transformers.column_selectors.SelectColumnsSelector</code> static method), 1307
<code>load()</code> ( <code>evalml.pipelines.components.RandomForestRegressor</code> static method), 1567	<code>load()</code> ( <code>evalml.pipelines.components.transformers.DateTimeFeaturizer</code> static method), 1314
<code>load()</code> ( <code>evalml.pipelines.components.ReplaceNullableType</code> static method), 1569	<code>load()</code> ( <code>evalml.pipelines.components.transformers.DFSTransformer</code> static method), 1317
<code>load()</code> ( <code>evalml.pipelines.components.RFClassifierRFESelector</code> static method), 1572	<code>load()</code> ( <code>evalml.pipelines.components.transformers.dimensionality_reduction.ReducedDimensionalitySelector</code> static method), 1055
<code>load()</code> ( <code>evalml.pipelines.components.RFClassifierSelectFromModel</code> static method), 1575	<code>load()</code> ( <code>evalml.pipelines.components.transformers.dimensionality_reduction.ReducedDimensionalitySelector</code> static method), 1061
<code>load()</code> ( <code>evalml.pipelines.components.RFRegressorRFESelector</code> static method), 1578	<code>load()</code> ( <code>evalml.pipelines.components.transformers.dimensionality_reduction.ReducedDimensionalitySelector</code> static method), 1063
<code>load()</code> ( <code>evalml.pipelines.components.RFRegressorSelectFromModel</code> static method), 1581	<code>load()</code> ( <code>evalml.pipelines.components.transformers.dimensionality_reduction.ReducedDimensionalitySelector</code> static method), 1058
<code>load()</code> ( <code>evalml.pipelines.components.SelectByType</code> static method), 1583	<code>load()</code> ( <code>evalml.pipelines.components.transformers.DropColumns</code> static method), 1320
<code>load()</code> ( <code>evalml.pipelines.components.SelectColumns</code> static method), 1586	<code>load()</code> ( <code>evalml.pipelines.components.transformers.DropNaNRowsTransformer</code> static method), 1322
<code>load()</code> ( <code>evalml.pipelines.components.SimpleImputer</code> static method), 1588	<code>load()</code> ( <code>evalml.pipelines.components.transformers.DropNullColumns</code> static method), 1324
<code>load()</code> ( <code>evalml.pipelines.components.StackedEnsembleBaseline</code> static method), 1591	<code>load()</code> ( <code>evalml.pipelines.components.transformers.DropRowsTransformer</code> static method), 1327
<code>load()</code> ( <code>evalml.pipelines.components.StackedEnsembleClassifier</code> static method), 1595	<code>load()</code> ( <code>evalml.pipelines.components.transformers.EmailFeaturizer</code> static method), 1329

- `load()` (evalml.pipelines.components.transformers.encoder.load()), 1066
- `load()` (evalml.pipelines.components.transformers.encoder.load()), 1082
- `load()` (evalml.pipelines.components.transformers.encoder.load()), 1070
- `load()` (evalml.pipelines.components.transformers.encoder.load()), 1085
- `load()` (evalml.pipelines.components.transformers.encoder.load()), 1075
- `load()` (evalml.pipelines.components.transformers.encoder.load()), 1089
- `load()` (evalml.pipelines.components.transformers.encoder.load()), 1079
- `load()` (evalml.pipelines.components.transformers.encoder.load()), 1091
- `load()` (evalml.pipelines.components.transformers.feature\_selection.load()), 1095
- `load()` (evalml.pipelines.components.transformers.feature\_selection.load()), 1114
- `load()` (evalml.pipelines.components.transformers.feature\_selection.load()), 1098
- `load()` (evalml.pipelines.components.transformers.feature\_selection.load()), 1101
- `load()` (evalml.pipelines.components.transformers.feature\_selection.load()), 1104
- `load()` (evalml.pipelines.components.transformers.feature\_selection.load()), 1108
- `load()` (evalml.pipelines.components.transformers.feature\_selection.load()), 1111
- `load()` (evalml.pipelines.components.transformers.feature\_selection.load()), 1118
- `load()` (evalml.pipelines.components.transformers.feature\_selection.load()), 1121
- `load()` (evalml.pipelines.components.transformers.feature\_selection.load()), 1124
- `load()` (evalml.pipelines.components.transformers.feature\_selection.load()), 1127
- `load()` (evalml.pipelines.components.transformers.FeatureSelector.load()), 1332
- `load()` (evalml.pipelines.components.transformers.Imputer.load()), 1335
- `load()` (evalml.pipelines.components.transformers.imputers.load()), 1150
- `load()` (evalml.pipelines.components.transformers.imputers.load()), 1131
- `load()` (evalml.pipelines.components.transformers.imputers.load()), 1134
- `load()` (evalml.pipelines.components.transformers.imputers.load()), 1152
- `load()` (evalml.pipelines.components.transformers.imputers.load()), 1137
- `load()` (evalml.pipelines.components.transformers.imputers.load()), 1155
- `load()` (evalml.pipelines.components.transformers.imputers.simple\_imputer.load()), 1140
- `load()` (evalml.pipelines.components.transformers.imputers.SimpleImputer.load()), 1158
- `load()` (evalml.pipelines.components.transformers.imputers.target\_imputer.load()), 1143
- `load()` (evalml.pipelines.components.transformers.imputers.TargetImputer.load()), 1160
- `load()` (evalml.pipelines.components.transformers.imputers.time\_series\_imputer.load()), 1147
- `load()` (evalml.pipelines.components.transformers.imputers.TimeSeriesImputer.load()), 1163
- `load()` (evalml.pipelines.components.transformers.LabelEncoder.load()), 1337
- `load()` (evalml.pipelines.components.transformers.LinearDiscriminantAnalysis.load()), 1340
- `load()` (evalml.pipelines.components.transformers.LogTransformer.load()), 1342
- `load()` (evalml.pipelines.components.transformers.LSA.load()), 1345
- `load()` (evalml.pipelines.components.transformers.NativeFeatureSelector.load()), 1347
- `load()` (evalml.pipelines.components.transformers.RFClassifier.load()), 1350
- `load()` (evalml.pipelines.components.transformers.RFClassifier.load()), 1354
- `load()` (evalml.pipelines.components.transformers.RFClassifier.load()), 1357
- `load()` (evalml.pipelines.components.transformers.RFClassifier.load()), 1359
- `load()` (evalml.pipelines.components.transformers.RFClassifier.load()), 1362
- `load()` (evalml.pipelines.components.transformers.RFClassifier.load()), 1366
- `load()` (evalml.pipelines.components.transformers.RFClassifier.load()), 1166
- `load()` (evalml.pipelines.components.transformers.RFClassifier.load()), 1226
- `load()` (evalml.pipelines.components.transformers.preprocessing.Decomposer.load()), 1230
- `load()` (evalml.pipelines.components.transformers.preprocessing.decomposer.load()), 1171
- `load()` (evalml.pipelines.components.transformers.preprocessing.DFTransformer.load()), 1233
- `load()` (evalml.pipelines.components.transformers.preprocessing.drop\_na.load()), 1174
- `load()` (evalml.pipelines.components.transformers.preprocessing.drop\_null.load()), 1177
- `load()` (evalml.pipelines.components.transformers.preprocessing.drop\_rows.load()), 1180
- `load()` (evalml.pipelines.components.transformers.preprocessing.DropNullTransformer.load()), 1236
- `load()` (evalml.pipelines.components.transformers.preprocessing.DropNullTransformer.load()), 1238

load() (evalml.pipelines.components.transformers.preprocessors.DynRMSEPipelineComponent, static method), 1241	load() (evalml.pipelines.components.transformers.preprocessors.EvalMLPipelineComponent, static method), 1378
load() (evalml.pipelines.components.transformers.preprocessors.EvalMLPipelineComponent, static method), 1243	load() (evalml.pipelines.components.transformers.RFRegressorSelectFromModel, static method), 1381
load() (evalml.pipelines.components.transformers.preprocessors.EvalMLPipelineComponent, static method), 1183	load() (evalml.pipelines.components.transformers.samplers.base_sampler, static method), 1278
load() (evalml.pipelines.components.transformers.preprocessors.EvalMLPipelineComponent, static method), 1186	load() (evalml.pipelines.components.transformers.samplers.Oversampler, static method), 1288
load() (evalml.pipelines.components.transformers.preprocessors.EvalMLPipelineComponent, static method), 1245	load() (evalml.pipelines.components.transformers.samplers.oversampler.C, static method), 1282
load() (evalml.pipelines.components.transformers.preprocessors.EvalMLPipelineComponent, static method), 1248	load() (evalml.pipelines.components.transformers.samplers.Undersampler, static method), 1291
load() (evalml.pipelines.components.transformers.preprocessors.EvalMLPipelineComponent, static method), 1189	load() (evalml.pipelines.components.transformers.samplers.undersampler, static method), 1285
load() (evalml.pipelines.components.transformers.preprocessors.EvalMLPipelineComponent, static method), 1192	load() (evalml.pipelines.components.transformers.scalers.KurtosisScaler, static method), 1294
load() (evalml.pipelines.components.transformers.preprocessors.EvalMLPipelineComponent, static method), 1250	load() (evalml.pipelines.components.transformers.scalers.StandardScaler, static method), 1297
load() (evalml.pipelines.components.transformers.preprocessors.EvalMLPipelineComponent, static method), 1197	load() (evalml.pipelines.components.transformers.selectors.FeatureSelector, static method), 1384
load() (evalml.pipelines.components.transformers.preprocessors.EvalMLPipelineComponent, static method), 1255	load() (evalml.pipelines.components.transformers.SelectColumns, static method), 1386
load() (evalml.pipelines.components.transformers.preprocessors.EvalMLPipelineComponent, static method), 1201	load() (evalml.pipelines.components.transformers.SimpleImputer, static method), 1389
load() (evalml.pipelines.components.transformers.preprocessors.EvalMLPipelineComponent, static method), 1258	load() (evalml.pipelines.components.transformers.StandardScaler, static method), 1391
load() (evalml.pipelines.components.transformers.preprocessors.EvalMLPipelineComponent, static method), 1207	load() (evalml.pipelines.components.transformers.STLDecomposer, static method), 1396
load() (evalml.pipelines.components.transformers.preprocessors.EvalMLPipelineComponent, static method), 1263	load() (evalml.pipelines.components.transformers.TargetEncoder, static method), 1399
load() (evalml.pipelines.components.transformers.preprocessors.EvalMLPipelineComponent, static method), 1210	load() (evalml.pipelines.components.transformers.TargetImputer, static method), 1402
load() (evalml.pipelines.components.transformers.preprocessors.EvalMLPipelineComponent, static method), 1266	load() (evalml.pipelines.components.transformers.TimeSeriesFeaturizer, static method), 1405
load() (evalml.pipelines.components.transformers.preprocessors.EvalMLPipelineComponent, static method), 1214	load() (evalml.pipelines.components.transformers.TimeSeriesImputer, static method), 1408
load() (evalml.pipelines.components.transformers.preprocessors.EvalMLPipelineComponent, static method), 1217	load() (evalml.pipelines.components.transformers.TimeSeriesRegularizer, static method), 1411
load() (evalml.pipelines.components.transformers.preprocessors.EvalMLPipelineComponent, static method), 1269	load() (evalml.pipelines.components.transformers.Transformer, static method), 1414
load() (evalml.pipelines.components.transformers.preprocessors.EvalMLPipelineComponent, static method), 1273	load() (evalml.pipelines.components.transformers.transformer.Transformer, static method), 1310
load() (evalml.pipelines.components.transformers.preprocessors.EvalMLPipelineComponent, static method), 1220	load() (evalml.pipelines.components.transformers.Undersampler, static method), 1417
load() (evalml.pipelines.components.transformers.preprocessors.EvalMLPipelineComponent, static method), 1223	load() (evalml.pipelines.components.transformers.URLFeaturizer, static method), 1419
load() (evalml.pipelines.components.transformers.preprocessors.EvalMLPipelineComponent, static method), 1275	load() (evalml.pipelines.components.Undersampler, static method), 1637
load() (evalml.pipelines.components.transformers.ReplaceNullByType, static method), 1369	load() (evalml.pipelines.components.URLFeaturizer, static method), 1639
load() (evalml.pipelines.components.transformers.RFClassifier, static method), 1372	load() (evalml.pipelines.components.VARMAXRegressor, static method), 1642
load() (evalml.pipelines.components.transformers.RFClassifier, static method), 1375	load() (evalml.pipelines.components.VowpalWabbitBinaryClassifier, static method), 1645



<code>load()</code> ( <code>evalml.pipelines.components.VowpalWabbitMulticlassClassifier</code> static method), 1649	<code>load()</code> ( <code>evalml.pipelines.pipeline_base.PipelineBase</code> static method), 1699
<code>load()</code> ( <code>evalml.pipelines.components.VowpalWabbitRegressor</code> static method), 1652	<code>load()</code> ( <code>evalml.pipelines.PipelineBase</code> static method), 1868
<code>load()</code> ( <code>evalml.pipelines.components.XGBoostClassifier</code> static method), 1655	<code>load()</code> ( <code>evalml.pipelines.ProphetRegressor</code> static method), 1873
<code>load()</code> ( <code>evalml.pipelines.components.XGBoostRegressor</code> static method), 1658	<code>load()</code> ( <code>evalml.pipelines.RandomForestClassifier</code> static method), 1876
<code>load()</code> ( <code>evalml.pipelines.DecisionTreeClassifier</code> static method), 1788	<code>load()</code> ( <code>evalml.pipelines.RandomForestRegressor</code> static method), 1879
<code>load()</code> ( <code>evalml.pipelines.DecisionTreeRegressor</code> static method), 1792	<code>load()</code> ( <code>evalml.pipelines.regression_pipeline.RegressionPipeline</code> static method), 1707
<code>load()</code> ( <code>evalml.pipelines.DFSTransformer</code> static method), 1795	<code>load()</code> ( <code>evalml.pipelines.RegressionPipeline</code> static method), 1884
<code>load()</code> ( <code>evalml.pipelines.DropNaNRowsTransformer</code> static method), 1798	<code>load()</code> ( <code>evalml.pipelines.RFClassifierSelectFromModel</code> static method), 1888
<code>load()</code> ( <code>evalml.pipelines.ElasticNetClassifier</code> static method), 1801	<code>load()</code> ( <code>evalml.pipelines.RFRegressorSelectFromModel</code> static method), 1891
<code>load()</code> ( <code>evalml.pipelines.ElasticNetRegressor</code> static method), 1804	<code>load()</code> ( <code>evalml.pipelines.SimpleImputer</code> static method), 1894
<code>load()</code> ( <code>evalml.pipelines.Estimator</code> static method), 1807	<code>load()</code> ( <code>evalml.pipelines.StackedEnsembleBase</code> static method), 1897
<code>load()</code> ( <code>evalml.pipelines.ExponentialSmoothingRegressor</code> static method), 1810	<code>load()</code> ( <code>evalml.pipelines.StackedEnsembleClassifier</code> static method), 1901
<code>load()</code> ( <code>evalml.pipelines.ExtraTreesClassifier</code> static method), 1814	<code>load()</code> ( <code>evalml.pipelines.StackedEnsembleRegressor</code> static method), 1905
<code>load()</code> ( <code>evalml.pipelines.ExtraTreesRegressor</code> static method), 1817	<code>load()</code> ( <code>evalml.pipelines.StandardScaler</code> static method), 1908
<code>load()</code> ( <code>evalml.pipelines.FeatureSelector</code> static method), 1820	<code>load()</code> ( <code>evalml.pipelines.SVMClassifier</code> static method), 1911
<code>load()</code> ( <code>evalml.pipelines.Imputer</code> static method), 1823	<code>load()</code> ( <code>evalml.pipelines.SVMRegressor</code> static method), 1914
<code>load()</code> ( <code>evalml.pipelines.KNeighborsClassifier</code> static method), 1826	<code>load()</code> ( <code>evalml.pipelines.TargetEncoder</code> static method), 1917
<code>load()</code> ( <code>evalml.pipelines.LightGBMClassifier</code> static method), 1830	<code>load()</code> ( <code>evalml.pipelines.time_series_classification_pipelines.TimeSeriesBinaryClassificationPipeline</code> static method), 1715
<code>load()</code> ( <code>evalml.pipelines.LightGBMRegressor</code> static method), 1834	<code>load()</code> ( <code>evalml.pipelines.time_series_classification_pipelines.TimeSeriesClassificationPipeline</code> static method), 1722
<code>load()</code> ( <code>evalml.pipelines.LinearRegressor</code> static method), 1836	<code>load()</code> ( <code>evalml.pipelines.time_series_classification_pipelines.TimeSeriesMulticlassClassificationPipeline</code> static method), 1730
<code>load()</code> ( <code>evalml.pipelines.LogisticRegressionClassifier</code> static method), 1840	<code>load()</code> ( <code>evalml.pipelines.time_series_regression_pipeline.TimeSeriesRegressionPipeline</code> static method), 1738
<code>load()</code> ( <code>evalml.pipelines.multiclass_classification_pipeline.MulticlassClassificationPipeline</code> static method), 1685	<code>load()</code> ( <code>evalml.pipelines.time_series_regression_pipeline.TimeSeriesRegressionPipeline</code> static method), 1747
<code>load()</code> ( <code>evalml.pipelines.MulticlassClassificationPipeline</code> static method), 1846	<code>load()</code> ( <code>evalml.pipelines.TimeSeriesBinaryClassificationPipeline</code> static method), 1922
<code>load()</code> ( <code>evalml.pipelines.multiseries_regression_pipeline.MultiseriesRegressionPipeline</code> static method), 1693	<code>load()</code> ( <code>evalml.pipelines.TimeSeriesClassificationPipeline</code> static method), 1930
<code>load()</code> ( <code>evalml.pipelines.MultiseriesRegressionPipeline</code> static method), 1853	<code>load()</code> ( <code>evalml.pipelines.TimeSeriesFeaturizer</code> static method), 1935
<code>load()</code> ( <code>evalml.pipelines.OneHotEncoder</code> static method), 1858	<code>load()</code> ( <code>evalml.pipelines.TimeSeriesImputer</code> static method), 1938
<code>load()</code> ( <code>evalml.pipelines.OrdinalEncoder</code> static method), 1861	<code>load()</code> ( <code>evalml.pipelines.TimeSeriesMulticlassClassificationPipeline</code> static method), 1943
<code>load()</code> ( <code>evalml.pipelines.PerColumnImputer</code> static method), 1864	

[load\(\)](#) (*evalml.pipelines.TimeSeriesRegressionPipeline static method*), 1952  
[load\(\)](#) (*evalml.pipelines.TimeSeriesRegularizer static method*), 1957  
[load\(\)](#) (*evalml.pipelines.Transformer static method*), 1959  
[load\(\)](#) (*evalml.pipelines.VARMAXRegressor static method*), 1962  
[load\(\)](#) (*evalml.pipelines.VowpalWabbitBinaryClassifier static method*), 1965  
[load\(\)](#) (*evalml.pipelines.VowpalWabbitMulticlassClassifier static method*), 1968  
[load\(\)](#) (*evalml.pipelines.VowpalWabbitRegressor static method*), 1971  
[load\(\)](#) (*evalml.pipelines.XGBoostClassifier static method*), 1975  
[load\(\)](#) (*evalml.pipelines.XGBoostRegressor static method*), 1977  
[load\\_breast\\_cancer\(\)](#) (*in module evalml.demos*), 448  
[load\\_breast\\_cancer\(\)](#) (*in module evalml.demos.breast\_cancer*), 445  
[load\\_churn\(\)](#) (*in module evalml.demos*), 448  
[load\\_churn\(\)](#) (*in module evalml.demos.churn*), 445  
[load\\_data\(\)](#) (*in module evalml.preprocessing*), 1998  
[load\\_data\(\)](#) (*in module evalml.preprocessing.utils*), 1995  
[load\\_diabetes\(\)](#) (*in module evalml.demos*), 448  
[load\\_diabetes\(\)](#) (*in module evalml.demos.diabetes*), 446  
[load\\_fraud\(\)](#) (*in module evalml.demos*), 448  
[load\\_fraud\(\)](#) (*in module evalml.demos.fraud*), 446  
[load\\_weather\(\)](#) (*in module evalml.demos*), 448  
[load\\_weather\(\)](#) (*in module evalml.demos.weather*), 447  
[load\\_wine\(\)](#) (*in module evalml.demos*), 449  
[load\\_wine\(\)](#) (*in module evalml.demos.wine*), 447  
[log\\_batch\\_times\(\)](#) (*in module evalml.utils.logger*), 2035  
[log\\_error\\_callback\(\)](#) (*in module evalml.automl.callbacks*), 323  
[log\\_subtitle\(\)](#) (*in module evalml.utils*), 2042  
[log\\_subtitle\(\)](#) (*in module evalml.utils.logger*), 2036  
[log\\_title\(\)](#) (*in module evalml.utils*), 2042  
[log\\_title\(\)](#) (*in module evalml.utils.logger*), 2036  
[logger](#) (*in module evalml.automl.callbacks*), 323  
[logger](#) (*in module evalml.objectives.sensitivity\_low\_alert*), 517  
[logger](#) (*in module evalml.pipelines.component\_graph*), 1679  
[logger](#) (*in module evalml.pipelines.pipeline\_base*), 1696  
[logger](#) (*in module evalml.tuners.skopt\_tuner*), 2017  
[logger](#) (*in module evalml.utils.gen\_utils*), 2034  
[LogisticRegressionClassifier](#) (*class in evalml.pipelines*), 1837  
[LogisticRegressionClassifier](#) (*class in evalml.pipelines.components*), 1524  
[LogisticRegressionClassifier](#) (*class in evalml.pipelines.components.estimators*), 1008  
[LogisticRegressionClassifier](#) (*class in evalml.pipelines.components.estimators.classifiers*), 793  
[LogisticRegressionClassifier](#) (*class in evalml.pipelines.components.estimators.classifiers.logistic\_regression*), 743  
[LogLossBinary](#) (*class in evalml.objectives*), 638  
[LogLossBinary](#) (*class in evalml.objectives.standard\_metrics*), 548  
[LogLossMulticlass](#) (*class in evalml.objectives*), 640  
[LogLossMulticlass](#) (*class in evalml.objectives.standard\_metrics*), 550  
[LogTransformer](#) (*class in evalml.pipelines.components*), 1528  
[LogTransformer](#) (*class in evalml.pipelines.components.transformers*), 1340  
[LogTransformer](#) (*class in evalml.pipelines.components.transformers.preprocessing*), 1244  
[LogTransformer](#) (*class in evalml.pipelines.components.transformers.preprocessing.log\_transformer*), 1184  
[LSA](#) (*class in evalml.pipelines.components*), 1531  
[LSA](#) (*class in evalml.pipelines.components.transformers*), 1343  
[LSA](#) (*class in evalml.pipelines.components.transformers.preprocessing*), 1246  
[LSA](#) (*class in evalml.pipelines.components.transformers.preprocessing.lsa*), 1187  

## M

[MAE](#) (*class in evalml.objectives*), 642  
[MAE](#) (*class in evalml.objectives.standard\_metrics*), 552  
[make\\_balancing\\_dictionary\(\)](#) (*in module evalml.pipelines.components.utils*), 1428  
[make\\_data\\_splitter\(\)](#) (*in module evalml.automl*), 337  
[make\\_data\\_splitter\(\)](#) (*in module evalml.automl.utils*), 328  
[make\\_pipeline\(\)](#) (*in module evalml.pipelines.utils*), 1751  
[make\\_pipeline\\_from\\_actions\(\)](#) (*in module evalml.pipelines.utils*), 1752  
[make\\_pipeline\\_from\\_data\\_check\\_output\(\)](#) (*in module evalml.pipelines.utils*), 1752  
[make\\_timeseries\\_baseline\\_pipeline\(\)](#) (*in module evalml.pipelines.utils*), 1753  
[MAPE](#) (*class in evalml.objectives*), 643

MAPE (class in `evalml.objectives.standard_metrics`), 553  
 MASE (class in `evalml.objectives`), 645  
 MASE (class in `evalml.objectives.standard_metrics`), 555  
 match\_indices() (in module `evalml.pipelines.components.utils`), 1428  
 MaxError (class in `evalml.objectives`), 647  
 MaxError (class in `evalml.objectives.standard_metrics`), 557  
 MCCBinary (class in `evalml.objectives`), 649  
 MCCBinary (class in `evalml.objectives.standard_metrics`), 559  
 MCCMulticlass (class in `evalml.objectives`), 651  
 MCCMulticlass (class in `evalml.objectives.standard_metrics`), 561  
 MeanSquaredLogError (class in `evalml.objectives`), 653  
 MeanSquaredLogError (class in `evalml.objectives.standard_metrics`), 563  
 MedianAE (class in `evalml.objectives`), 654  
 MedianAE (class in `evalml.objectives.standard_metrics`), 564  
 method (in module `evalml.utils.update_checker`), 2036  
 MethodPropertyNotFoundError, 449, 452  
 MissingComponentError, 450, 452  
 model\_family (`evalml.pipelines.binary_classification_pipeline.BinaryClassificationPipeline` property), 1664  
 model\_family (`evalml.pipelines.BinaryClassificationPipeline` property), 1765  
 model\_family (`evalml.pipelines.classification_pipeline.ClassificationPipeline` property), 1672  
 model\_family (`evalml.pipelines.ClassificationPipeline` property), 1778  
 model\_family (`evalml.pipelines.components.Estimator` property), 1488  
 model\_family (`evalml.pipelines.components.estimators.Estimator` property), 982  
 model\_family (`evalml.pipelines.components.estimators.estimator.Estimator` property), 946  
 model\_family (`evalml.pipelines.Estimator` property), 1807  
 model\_family (`evalml.pipelines.multiclass_classification_pipeline.MulticlassClassificationPipeline` property), 1685  
 model\_family (`evalml.pipelines.MulticlassClassificationPipeline` property), 1846  
 model\_family (`evalml.pipelines.multiseries_regression_pipeline.MultiseriesRegressionPipeline` property), 1693  
 model\_family (`evalml.pipelines.MultiseriesRegressionPipeline` property), 1853  
 model\_family (`evalml.pipelines.pipeline_base.PipelineBase` property), 1700  
 model\_family (`evalml.pipelines.PipelineBase` property), 1869  
 model\_family (`evalml.pipelines.regression_pipeline.RegressionPipeline` property), 1708  
 model\_family (`evalml.pipelines.RegressionPipeline` property), 1885  
 model\_family (`evalml.pipelines.time_series_classification_pipelines.TimeSeriesClassificationPipeline` property), 1715  
 model\_family (`evalml.pipelines.time_series_classification_pipelines.TimeSeriesClassificationPipeline` property), 1722  
 model\_family (`evalml.pipelines.time_series_classification_pipelines.TimeSeriesClassificationPipeline` property), 1730  
 model\_family (`evalml.pipelines.time_series_pipeline_base.TimeSeriesPipelineBase` property), 1738  
 model\_family (`evalml.pipelines.time_series_regression_pipeline.TimeSeriesRegressionPipeline` property), 1747  
 model\_family (`evalml.pipelines.TimeSeriesBinaryClassificationPipeline` property), 1922  
 model\_family (`evalml.pipelines.TimeSeriesClassificationPipeline` property), 1930  
 model\_family (`evalml.pipelines.TimeSeriesMulticlassClassificationPipeline` property), 1943  
 model\_family (`evalml.pipelines.TimeSeriesRegressionPipeline` property), 1952  
 ModelFamily (class in `evalml.model_family`), 458  
 ModelFamily (class in `evalml.model_family.model_family`), 455  
 modifies\_features (`evalml.pipelines.components.component_base.ComponentBase` property), 1422  
 modifies\_features (`evalml.pipelines.components.ComponentBase` property), 1453  
 modifies\_target (`evalml.pipelines.components.component_base.ComponentBase` property), 1422  
 modifies\_target (`evalml.pipelines.components.ComponentBase` property), 1453  
 module  
     evalml, 276  
     evalml.automl, 276  
     evalml.automl.automl\_algorithm, 277  
     evalml.automl.automl\_algorithm.automl\_algorithm, 277  
     evalml.automl.automl\_algorithm.default\_algorithm, 279  
     evalml.automl.automl\_algorithm.iterative\_algorithm, 280  
     evalml.automl.automl\_search, 312  
     evalml.automl.callbacks, 322  
     evalml.automl.engine, 293  
     evalml.automl.engine.dask\_engine, 293  
     evalml.automl.engine.dask\_engine, 296  
     evalml.automl.engine.engine\_base, 299  
     evalml.automl.engine.sequential\_engine, 303  
     evalml.automl.pipeline\_search\_plots, 323  
     evalml.automl.progress, 324  
     evalml.automl.utils, 326  
     evalml.data\_checks, 342  
     evalml.data\_checks.class\_imbalance\_data\_check, 342

`evalml.data_checks.data_check`, 345  
`evalml.data_checks.data_check_action`, 346  
`evalml.data_checks.data_check_action_code`, 347  
`evalml.data_checks.data_check_action_option`, 348  
`evalml.data_checks.data_check_message`, 351  
`evalml.data_checks.data_check_message_code`, 352  
`evalml.data_checks.data_check_message_type`, 355  
`evalml.data_checks.data_checks`, 355  
`evalml.data_checks.datetime_format_data_check`, 356  
`evalml.data_checks.default_data_checks`, 364  
`evalml.data_checks.id_columns_data_check`, 365  
`evalml.data_checks.invalid_target_data_check`, 369  
`evalml.data_checks.multicollinearity_data_check`, 373  
`evalml.data_checks.no_variance_data_check`, 374  
`evalml.data_checks.null_data_check`, 377  
`evalml.data_checks.outliers_data_check`, 382  
`evalml.data_checks.sparsity_data_check`, 384  
`evalml.data_checks.target_distribution_data_check`, 386  
`evalml.data_checks.target_leakage_data_check`, 388  
`evalml.data_checks.ts_parameters_data_check`, 391  
`evalml.data_checks.ts_splitting_data_check`, 393  
`evalml.data_checks.uniqueness_data_check`, 394  
`evalml.data_checks.utils`, 397  
`evalml.demos`, 444  
`evalml.demos.breast_cancer`, 445  
`evalml.demos.churn`, 445  
`evalml.demos.diabetes`, 446  
`evalml.demos.fraud`, 446  
`evalml.demos.weather`, 447  
`evalml.demos.wine`, 447  
`evalml.exceptions`, 449  
`evalml.exceptions.exceptions`, 449  
`evalml.model_family`, 455  
`evalml.model_family.model_family`, 455  
`evalml.model_family.utils`, 457  
`evalml.model_understanding`, 459  
`evalml.model_understanding.decision_boundary`, 466  
`evalml.model_understanding.feature_explanations`, 467  
`evalml.model_understanding.force_plots`, 468  
`evalml.model_understanding.metrics`, 470  
`evalml.model_understanding.partial_dependence_function`, 473  
`evalml.model_understanding.permutation_importance`, 476  
`evalml.model_understanding.prediction_explanations`, 459  
`evalml.model_understanding.prediction_explanations.exp`, 459  
`evalml.model_understanding.visualizations`, 478  
`evalml.objectives`, 497  
`evalml.objectives.binary_classification_objective`, 497  
`evalml.objectives.cost_benefit_matrix`, 500  
`evalml.objectives.fraud_cost`, 503  
`evalml.objectives.lead_scoring`, 506  
`evalml.objectives.multiclass_classification_objective`, 509  
`evalml.objectives.objective_base`, 512  
`evalml.objectives.regression_objective`, 514  
`evalml.objectives.sensitivity_low_alert`, 517  
`evalml.objectives.standard_metrics`, 520  
`evalml.objectives.time_series_regression_objective`, 590  
`evalml.objectives.utils`, 593  
`evalml.pipelines`, 690  
`evalml.pipelines.binary_classification_pipeline`, 1659  
`evalml.pipelines.binary_classification_pipeline_mixin`, 1666  
`evalml.pipelines.classification_pipeline`, 1667  
`evalml.pipelines.component_graph`, 1674  
`evalml.pipelines.components`, 690  
`evalml.pipelines.components.component_base`, 1420  
`evalml.pipelines.components.component_base_meta`, 1423  
`evalml.pipelines.components.ensemble`, 691  
`evalml.pipelines.components.ensemble.stacked_ensemble`, 691  
`evalml.pipelines.components.ensemble.stacked_ensemble`, 694  
`evalml.pipelines.components.ensemble.stacked_ensemble`



698  
 evalml.pipelines.components.estimators,  
 714  
 evalml.pipelines.components.estimators.classifiers,  
 714  
 evalml.pipelines.components.estimators.classifiers.baseline\_classifier,  
 714  
 evalml.pipelines.components.estimators.classifiers.athlete\_classifier,  
 718  
 evalml.pipelines.components.estimators.classifiers.binary\_regressor\_classifier,  
 722  
 evalml.pipelines.components.estimators.classifiers.linear\_classifier,  
 726  
 evalml.pipelines.components.estimators.classifiers.linear\_classifier,  
 730  
 evalml.pipelines.components.estimators.classifiers.kneighbors\_classifier,  
 735  
 evalml.pipelines.components.estimators.classifiers.lightgbm\_classifier,  
 739  
 evalml.pipelines.components.estimators.classifiers.logistic\_regression\_classifier,  
 743  
 evalml.pipelines.components.estimators.classifiers.rf\_classifier,  
 747  
 evalml.pipelines.components.estimators.classifiers.svm\_classifier,  
 750  
 evalml.pipelines.components.estimators.classifiers.vowpal\_wabbit\_classifier,  
 754  
 evalml.pipelines.components.estimators.classifiers.xgboost\_classifier,  
 764  
 evalml.pipelines.components.estimators.estimators,  
 944  
 evalml.pipelines.components.estimators.regressors,  
 814  
 evalml.pipelines.components.estimators.regressors.baseline\_regressor,  
 814  
 evalml.pipelines.components.estimators.regressors.athlete\_regressor,  
 819  
 evalml.pipelines.components.estimators.regressors.binary\_regressor,  
 823  
 evalml.pipelines.components.estimators.regressors.linear\_regressor,  
 826  
 evalml.pipelines.components.estimators.regressors.linear\_regressor,  
 831  
 evalml.pipelines.components.estimators.regressors.logistic\_regression\_regressor,  
 834  
 evalml.pipelines.components.estimators.regressors.rf\_regressor,  
 839  
 evalml.pipelines.components.estimators.regressors.svm\_regressor,  
 843  
 evalml.pipelines.components.estimators.regressors.vowpal\_wabbit\_regressor,  
 848  
 evalml.pipelines.components.estimators.regressors.xgboost\_regressor,  
 851  
 evalml.pipelines.components.estimators.regressors.xgboost\_regressor,  
 855  
 evalml.pipelines.components.estimators.regressors.rf\_regressor,  
 860  
 evalml.pipelines.components.estimators.regressors.svm\_regressor,  
 864  
 evalml.pipelines.components.estimators.regressors.time\_series\_regressor,  
 868  
 evalml.pipelines.components.estimators.regressors.varm\_regressor,  
 871  
 evalml.pipelines.components.estimators.regressors.vowpal\_wabbit\_regressor,  
 875  
 evalml.pipelines.components.estimators.regressors.xgboost\_regressor,  
 879  
 evalml.pipelines.components.transformers,  
 1053  
 evalml.pipelines.components.transformers.column\_selector,  
 1298  
 evalml.pipelines.components.transformers.dimensionality\_reduction,  
 1053  
 evalml.pipelines.components.transformers.dimensionality\_reduction,  
 1053  
 evalml.pipelines.components.transformers.dimensionality\_reduction,  
 1056  
 evalml.pipelines.components.transformers.encoders,  
 1064  
 evalml.pipelines.components.transformers.encoders.label\_encoder,  
 1064  
 evalml.pipelines.components.transformers.encoders.one\_hot\_encoder,  
 1067  
 evalml.pipelines.components.transformers.encoders.ordinal\_encoder,  
 1072  
 evalml.pipelines.components.transformers.encoders.target\_encoder,  
 1076  
 evalml.pipelines.components.transformers.feature\_selector,  
 1092  
 evalml.pipelines.components.transformers.feature\_selector,  
 1092  
 evalml.pipelines.components.transformers.feature\_selector,  
 1096  
 evalml.pipelines.components.transformers.feature\_selector,  
 1105  
 evalml.pipelines.components.transformers.feature\_selector,  
 1109  
 evalml.pipelines.components.transformers.imputers,  
 1128  
 evalml.pipelines.components.transformers.imputers.imputer,  
 1128  
 evalml.pipelines.components.transformers.imputers.knn\_imputer,  
 1132  
 evalml.pipelines.components.transformers.imputers.per\_column\_imputer,  
 1135  
 evalml.pipelines.components.transformers.imputers.simplified\_imputer,  
 1138  
 evalml.pipelines.components.transformers.imputers.target\_imputer,  
 1138



`evalml.data_checks`), 425

`MulticollinearityDataCheck` (class in `evalml.data_checks.multicollinearity_data_check`), 373

`MultiseriesRegressionPipeline` (class in `evalml.pipelines`), 1848

`MultiseriesRegressionPipeline` (class in `evalml.pipelines.multiseries_regression_pipeline`), 1687

`MultiseriesTimeSeriesBaselineRegressor` (class in `evalml.pipelines.components`), 1533

`MultiseriesTimeSeriesBaselineRegressor` (class in `evalml.pipelines.components.estimators`), 1011

`MultiseriesTimeSeriesBaselineRegressor` (class in `evalml.pipelines.components.estimators.regressors`), 916

`MultiseriesTimeSeriesBaselineRegressor` (class in `evalml.pipelines.components.estimators.regressors.column_selector_regression_baseline_regressor`), 851

**N**

`name` (`evalml.objectives.binary_classification_objective.BinaryClassificationObjective` property), 499

`name` (`evalml.objectives.BinaryClassificationObjective` property), 616

`name` (`evalml.objectives.multiclass_classification_objective.MulticlassClassificationObjective` property), 510

`name` (`evalml.objectives.MulticlassClassificationObjective` property), 659

`name` (`evalml.objectives.objective_base.ObjectiveBase` property), 513

`name` (`evalml.objectives.ObjectiveBase` property), 661

`name` (`evalml.objectives.regression_objective.RegressionObjective` property), 516

`name` (`evalml.objectives.RegressionObjective` property), 681

`name` (`evalml.objectives.time_series_regression_objective.TimeSeriesRegressionObjective` property), 591

`name` (`evalml.pipelines.binary_classification_pipeline.BinaryClassificationPipeline` property), 1664

`name` (`evalml.pipelines.BinaryClassificationPipeline` property), 1765

`name` (`evalml.pipelines.classification_pipeline.ClassificationPipeline` property), 1672

`name` (`evalml.pipelines.ClassificationPipeline` property), 1778

`name` (`evalml.pipelines.components.component_base.ComponentBase` property), 1422

`name` (`evalml.pipelines.components.ComponentBase` property), 1453

`name` (`evalml.pipelines.components.ensemble.stacked_ensemble_base.StackedEnsembleBase` property), 693

`name` (`evalml.pipelines.components.ensemble.StackedEnsembleBase` property), 705

`name` (`evalml.pipelines.components.Estimator` property), 1488

`name` (`evalml.pipelines.components.estimators.classifiers.vowpal_wabbit_classifier.VowpalWabbitClassifier` property), 757

`name` (`evalml.pipelines.components.estimators.Estimator` property), 982

`name` (`evalml.pipelines.components.estimators.estimator.Estimator` property), 946

`name` (`evalml.pipelines.components.FeatureSelector` property), 1502

`name` (`evalml.pipelines.components.StackedEnsembleBase` property), 1591

`name` (`evalml.pipelines.components.Transformer` property), 1634

`name` (`evalml.pipelines.components.transformers.column_selectors.ColumnSelector` property), 1300

`name` (`evalml.pipelines.components.transformers.column_selector_regression_baseline_regressor.ColumnSelectorRegressionBaselineRegressor` property), 1095

`name` (`evalml.pipelines.components.transformers.feature_selection.FeatureSelector` property), 1114

`name` (`evalml.pipelines.components.transformers.feature_selection.recursive_feature_selector.RecursiveFeatureSelector` property), 1098

`name` (`evalml.pipelines.components.transformers.FeatureSelector` property), 1332

`name` (`evalml.pipelines.components.transformers.preprocessing.text_transformer.TextTransformer` property), 1210

`name` (`evalml.pipelines.components.transformers.preprocessing.TextTransformer` property), 1266

`name` (`evalml.pipelines.components.transformers.samplers.base_sampler.BaseSampler` property), 1278

`name` (`evalml.pipelines.components.transformers.Transformer` property), 1414

`name` (`evalml.pipelines.components.transformers.transformer.Transformer` property), 1310

`name` (`evalml.pipelines.Estimator` property), 1807

`name` (`evalml.pipelines.FeatureSelector` property), 1820

`name` (`evalml.pipelines.multiclass_classification_pipeline.MulticlassClassificationPipeline` property), 1685

`name` (`evalml.pipelines.MulticlassClassificationPipeline` property), 1846

`name` (`evalml.pipelines.multiseries_regression_pipeline.MultiseriesRegressionPipeline` property), 1693

`name` (`evalml.pipelines.MultiseriesRegressionPipeline` property), 1854

`name` (`evalml.pipelines.pipeline_base.PipelineBase` property), 1700

`name` (`evalml.pipelines.PipelineBase` property), 1869

`name` (`evalml.pipelines.regression_pipeline.RegressionPipeline` property), 1708

`name` (`evalml.pipelines.regression_pipeline.RegressionPipeline` property), 1885

`name` (`evalml.pipelines.StackedEnsembleBase` property),

1897

name (evalml.pipelines.time\_series\_classification\_pipelines.TimeSeriesBinaryClassificationPipeline.target\_data\_check.InvalidTargetDataCheck property), 1715

name (evalml.pipelines.time\_series\_classification\_pipelines.TimeSeriesClassificationPipeline.invalid\_target\_data\_check.InvalidTargetDataCheck property), 1723

name (evalml.pipelines.time\_series\_classification\_pipelines.TimeSeriesMulticlassClassificationPipeline.multicollinearity\_data\_check.MulticollinearityDataCheck property), 1730

name (evalml.pipelines.time\_series\_pipeline\_base.TimeSeriesPipelineBase.no\_variance\_data\_checks.MulticollinearityDataCheck property), 1738

name (evalml.pipelines.time\_series\_regression\_pipeline.TimeSeriesRegressionPipeline.no\_variance\_data\_check.NoVarianceDataCheck property), 1747

name (evalml.pipelines.TimeSeriesBinaryClassificationPipeline.no\_variance\_data\_check.NoVarianceDataCheck property), 1923

name (evalml.pipelines.TimeSeriesClassificationPipeline.null\_data\_check.NullDataCheck property), 1930

name (evalml.pipelines.TimeSeriesMulticlassClassificationPipeline.null\_data\_check.NullDataCheck property), 1943

name (evalml.pipelines.TimeSeriesRegressionPipeline.outliers\_data\_check.OutliersDataCheck property), 1952

name (evalml.pipelines.Transformer property), 1959

name () (evalml.data\_checks.class\_imbalance\_data\_check.ClassImbalanceDataCheck method), 343

name () (evalml.data\_checks.ClassImbalanceDataCheck method), 400

name () (evalml.data\_checks.data\_check.DataCheck method), 346

name () (evalml.data\_checks.data\_check\_action\_code.DataCheckActionCode method), 348

name () (evalml.data\_checks.data\_check\_action\_option.DCAOParameterAllowedValuesType method), 350

name () (evalml.data\_checks.data\_check\_action\_option.DCAOParameterType method), 350

name () (evalml.data\_checks.data\_check\_message\_code.DataCheckMessageCode method), 354

name () (evalml.data\_checks.data\_check\_message\_type.DataCheckMessageType method), 355

name () (evalml.data\_checks.DataCheck method), 402

name () (evalml.data\_checks.DataCheckActionCode method), 403

name () (evalml.data\_checks.DataCheckMessageCode method), 407

name () (evalml.data\_checks.DataCheckMessageType method), 407

name () (evalml.data\_checks.datetime\_format\_data\_check.DateTimeFormatDataCheck method), 357

name () (evalml.data\_checks.DateTimeFormatDataCheck method), 409

name () (evalml.data\_checks.DCAOParameterAllowedValuesType method), 416

name () (evalml.data\_checks.DCAOParameterType method), 416

name () (evalml.data\_checks.id\_columns\_data\_check.IDColumnsDataCheck method), 365

name () (evalml.data\_checks.IDColumnsDataCheck method), 418

name () (evalml.data\_checks.class\_imbalance\_data\_check.ClassImbalanceDataCheck method), 370

name () (evalml.data\_checks.class\_imbalance\_data\_check.ClassImbalanceDataCheck method), 422

name () (evalml.data\_checks.class\_imbalance\_data\_check.ClassImbalanceDataCheck method), 373

name () (evalml.data\_checks.class\_imbalance\_data\_check.ClassImbalanceDataCheck method), 425

name () (evalml.data\_checks.class\_imbalance\_data\_check.ClassImbalanceDataCheck method), 374

name () (evalml.data\_checks.NoVarianceDataCheck method), 426

name () (evalml.data\_checks.null\_data\_check.NullDataCheck method), 379

name () (evalml.data\_checks.null\_data\_check.NullDataCheck method), 429

name () (evalml.data\_checks.outliers\_data\_check.OutliersDataCheck method), 383

name () (evalml.data\_checks.OutliersDataCheck method), 385

name () (evalml.data\_checks.sparsity\_data\_check.SparsityDataCheck method), 385

name () (evalml.data\_checks.SparsityDataCheck method), 435

name () (evalml.data\_checks.target\_distribution\_data\_check.TargetDistributionDataCheck method), 387

name () (evalml.data\_checks.target\_leakage\_data\_check.TargetLeakageDataCheck method), 389

name () (evalml.data\_checks.TargetLeakageDataCheck method), 436

name () (evalml.data\_checks.TargetLeakageDataCheck method), 438

name () (evalml.data\_checks.TimeSeriesParametersDataCheck method), 440

name () (evalml.data\_checks.TimeSeriesSplittingDataCheck method), 441

name () (evalml.data\_checks.ts\_parameters\_data\_check.TimeSeriesParametersDataCheck method), 391

name () (evalml.data\_checks.ts\_splitting\_data\_check.TimeSeriesSplittingDataCheck method), 393

name () (evalml.data\_checks.uniqueness\_data\_check.UniquenessDataCheck method), 395

name () (evalml.data\_checks.uniqueness\_data\_check.UniquenessDataCheck method), 443

name () (evalml.exceptions.exceptions.PartialDependenceErrorCode method), 451

name () (evalml.exceptions.exceptions.PipelineErrorCodeEnum method), 451

name () (evalml.exceptions.exceptions.ValidationErrorCode method), 452

name () (evalml.exceptions.exceptions.PartialDependenceErrorCode method), 454

name () (evalml.exceptions.PipelineErrorCodeEnum method), 454

method), 454

name() (evalml.exceptions.ValidationErrorCode method), 455

name() (evalml.model\_family.model\_family.ModelFamily method), 456

name() (evalml.model\_family.ModelFamily method), 458

name() (evalml.model\_understanding.prediction\_explanations.explainer.Explainer method), 463

name() (evalml.problem\_types.problem\_types.ProblemTypes method), 2005

name() (evalml.problem\_types.ProblemTypes method), 2012

NaturalLanguageFeaturizer (class in evalml.pipelines.components), 1536

NaturalLanguageFeaturizer (class in evalml.pipelines.components.transformers), 1345

NaturalLanguageFeaturizer (class in evalml.pipelines.components.transformers.preprocessing), 1248

NaturalLanguageFeaturizer (class in evalml.pipelines.components.transformers.preprocessing), 1190

needs\_fitting() (evalml.pipelines.ARIMARegressor method), 1759

needs\_fitting() (evalml.pipelines.CatBoostClassifier method), 1770

needs\_fitting() (evalml.pipelines.CatBoostRegressor method), 1773

needs\_fitting() (evalml.pipelines.components.ARIMARegressor method), 1437

needs\_fitting() (evalml.pipelines.components.BaselineClassifier method), 1440

needs\_fitting() (evalml.pipelines.components.BaselineRegressor method), 1444

needs\_fitting() (evalml.pipelines.components.CatBoostClassifier method), 1447

needs\_fitting() (evalml.pipelines.components.CatBoostRegressor method), 1450

needs\_fitting() (evalml.pipelines.components.component\_base.BaseComponent method), 1422

needs\_fitting() (evalml.pipelines.components.ComponentBase method), 1453

needs\_fitting() (evalml.pipelines.components.DateTimeFeaturizer method), 1456

needs\_fitting() (evalml.pipelines.components.DecisionTreeClassifier method), 1460

needs\_fitting() (evalml.pipelines.components.DecisionTreeRegressor method), 1463

needs\_fitting() (evalml.pipelines.components.DFSTransformer method), 1466

needs\_fitting() (evalml.pipelines.components.DropNullFeaturizer method), 1471

needs\_fitting() (evalml.pipelines.components.DropNullFeaturizer method), 1474

needs\_fitting() (evalml.pipelines.components.DropRowsTransformer method), 1476

needs\_fitting() (evalml.pipelines.components.ElasticNetClassifier method), 1479

needs\_fitting() (evalml.pipelines.components.ElasticNetRegressor method), 1482

needs\_fitting() (evalml.pipelines.components.EmailFeaturizer method), 1485

needs\_fitting() (evalml.pipelines.components.ensemble.stacked\_ensemble.StackedEnsembleClassifier method), 693

needs\_fitting() (evalml.pipelines.components.ensemble.stacked\_ensemble.StackedEnsembleRegressor method), 697

needs\_fitting() (evalml.pipelines.components.ensemble.stacked\_ensemble.StackedEnsembleClassifier method), 702

needs\_fitting() (evalml.pipelines.components.ensemble.StackedEnsembleClassifier method), 705

needs\_fitting() (evalml.pipelines.components.ensemble.StackedEnsembleRegressor method), 709

needs\_fitting() (evalml.pipelines.components.ensemble.StackedEnsembleClassifier method), 713

needs\_fitting() (evalml.pipelines.components.ensemble.StackedEnsembleRegressor method), 717

needs\_fitting() (evalml.pipelines.components.Estimator method), 1488

needs\_fitting() (evalml.pipelines.components.estimators.ARIMARegressor method), 951

needs\_fitting() (evalml.pipelines.components.estimators.BaselineClassifier method), 955

needs\_fitting() (evalml.pipelines.components.estimators.BaselineRegressor method), 958

needs\_fitting() (evalml.pipelines.components.estimators.CatBoostClassifier method), 961

needs\_fitting() (evalml.pipelines.components.estimators.CatBoostRegressor method), 964

needs\_fitting() (evalml.pipelines.components.estimators.classifiers.baseline.BaselineClassifier method), 717

needs\_fitting() (evalml.pipelines.components.estimators.classifiers.BaselineClassifier method), 771

needs\_fitting() (evalml.pipelines.components.estimators.classifiers.catboost.CatBoostClassifier method), 721

needs\_fitting() (evalml.pipelines.components.estimators.classifiers.CatBoostClassifier method), 774

needs\_fitting() (evalml.pipelines.components.estimators.classifiers.decision.DecisionTreeClassifier method), 725

needs\_fitting() (evalml.pipelines.components.estimators.classifiers.DecisionTreeClassifier method), 778

needs\_fitting() (evalml.pipelines.components.estimators.classifiers.elastic.ElasticNetClassifier method), 729

needs\_fitting() (evalml.pipelines.components.estimators.classifiers.ElasticNetClassifier method), 781

needs\_fitting() (evalml.pipelines.components.estimators.classifiers.et\_classifier.ElasticNetClassifier method), 733

needs\_fitting() (evalml.pipelines.components.estimators.classifiers.ExtraTreesClassifier method), 785

needs\_fitting() (evalml.pipelines.components.estimators.classifiers.kneighbors.KNeighborsClassifier method), 788



method), 738

needs\_fitting() (evalml.pipelines.components.estimators.LightGBMRegressor), 789

needs\_fitting() (evalml.pipelines.components.estimators.LinearRegression), 742

needs\_fitting() (evalml.pipelines.components.estimators.LogisticRegression), 793

needs\_fitting() (evalml.pipelines.components.estimators.LogisticRegressionClassifier), 745

needs\_fitting() (evalml.pipelines.components.estimators.ProphetRegressor), 796

needs\_fitting() (evalml.pipelines.components.estimators.RandomForestRegressor), 799

needs\_fitting() (evalml.pipelines.components.estimators.RandomForestClassifier), 749

needs\_fitting() (evalml.pipelines.components.estimators.regressors.arima), 753

needs\_fitting() (evalml.pipelines.components.estimators.regressors.AR), 803

needs\_fitting() (evalml.pipelines.components.estimators.regressors.baselines), 757

needs\_fitting() (evalml.pipelines.components.estimators.regressors.BaselinesClassifier), 760

needs\_fitting() (evalml.pipelines.components.estimators.regressors.BaselinesMulticlassClassifier), 763

needs\_fitting() (evalml.pipelines.components.estimators.regressors.CatBoostRegressor), 806

needs\_fitting() (evalml.pipelines.components.estimators.regressors.decision\_tree), 809

needs\_fitting() (evalml.pipelines.components.estimators.regressors.DecisionTreeClassifier), 767

needs\_fitting() (evalml.pipelines.components.estimators.regressors.elasticnet), 813

needs\_fitting() (evalml.pipelines.components.estimators.regressors.ElasticNetRegressor), 968

needs\_fitting() (evalml.pipelines.components.estimators.regressors.et\_regressor), 972

needs\_fitting() (evalml.pipelines.components.estimators.regressors.exp\_smoothing), 976

needs\_fitting() (evalml.pipelines.components.estimators.regressors.ExponentialSmoothingRegressor), 979

needs\_fitting() (evalml.pipelines.components.estimators.regressors.ExponentialSmoothingRegressor), 982

needs\_fitting() (evalml.pipelines.components.estimators.regressors.lightgbm), 946

needs\_fitting() (evalml.pipelines.components.estimators.regressors.LinearRegression), 986

needs\_fitting() (evalml.pipelines.components.estimators.regressors.linear\_model), 990

needs\_fitting() (evalml.pipelines.components.estimators.regressors.LinearRegression), 993

needs\_fitting() (evalml.pipelines.components.estimators.regressors.mu\_regressor), 997

needs\_fitting() (evalml.pipelines.components.estimators.regressors.MuRegressor), 1001

needs\_fitting() (evalml.pipelines.components.estimators.regressors.neural\_network), 1004

needs\_fitting() (evalml.pipelines.components.estimators.regressors.neural\_network\_classifier), 1007

needs\_fitting() (evalml.pipelines.components.estimators.regressors.neural\_network\_multiclass\_classifier), 1011

needs\_fitting() (evalml.pipelines.components.estimators.regressors.neural\_network\_regressor), 1014

needs\_fitting() (evalml.pipelines.components.estimators.regressors.neural\_network\_regressor), 1017

needs\_fitting() (evalml.pipelines.components.estimators.regressors.random\_forest), 1020

needs\_fitting() (evalml.pipelines.components.estimators.regressors.random\_forest\_classifier), 1023

needs\_fitting() (evalml.pipelines.components.estimators.regressors.svm\_classifier), 818

needs\_fitting() (evalml.pipelines.components.estimators.regressors.SVMClassifier), 887

needs\_fitting() (evalml.pipelines.components.estimators.regressors.svm\_regressor), 822

needs\_fitting() (evalml.pipelines.components.estimators.regressors.svm\_regressor), 891

needs\_fitting() (evalml.pipelines.components.estimators.regressors.svm\_regressor), 825

needs\_fitting() (evalml.pipelines.components.estimators.regressors.svm\_regressor), 894

needs\_fitting() (evalml.pipelines.components.estimators.regressors.svm\_regressor), 830

needs\_fitting() (evalml.pipelines.components.estimators.regressors.svm\_regressor), 898

needs\_fitting() (evalml.pipelines.components.estimators.regressors.svm\_regressor), 833

needs\_fitting() (evalml.pipelines.components.estimators.regressors.svm\_regressor), 901

needs\_fitting() (evalml.pipelines.components.estimators.regressors.svm\_regressor), 838

needs\_fitting() (evalml.pipelines.components.estimators.regressors.svm\_regressor), 842

needs\_fitting() (evalml.pipelines.components.estimators.regressors.svm\_regressor), 905

needs\_fitting() (evalml.pipelines.components.estimators.regressors.svm\_regressor), 909

needs\_fitting() (evalml.pipelines.components.estimators.regressors.svm\_regressor), 847

needs\_fitting() (evalml.pipelines.components.estimators.regressors.svm\_regressor), 913

needs\_fitting() (evalml.pipelines.components.estimators.regressors.svm\_regressor), 850

needs\_fitting() (evalml.pipelines.components.estimators.regressors.svm\_regressor), 916

needs\_fitting() (evalml.pipelines.components.estimators.regressors.svm\_regressor), 854

needs\_fitting() (evalml.pipelines.components.estimators.regressors.svm\_regressor), 854

method), 919	needs_fitting() (evalml.pipelines.components.estimators.RandomForestRegressor method), 859
needs_fitting() (evalml.pipelines.components.estimators.RandomForestClassifier method), 923	needs_fitting() (evalml.pipelines.components.KNeighborsClassifier method), 1508
needs_fitting() (evalml.pipelines.components.estimators.ExponentialSmoothing model), 926	needs_fitting() (EvalML pipelines components.LabelEncoder method), 1511
needs_fitting() (evalml.pipelines.components.estimators.GradientBoostingModel method), 863	needs_fitting() (evalml.pipeline_utils.LightGBMClassifier method), 1515
needs_fitting() (evalml.pipelines.components.estimators.LassoRegression method), 867	needs_fitting() (evalml.pipeline_utils.LightGBMRegressor method), 1518
needs_fitting() (evalml.pipelines.components.estimators.LogisticRegression method), 930	needs_fitting() (evalml.pipelines.components.LinearDiscriminantAnalysis method), 1521
needs_fitting() (evalml.pipelines.components.estimators.MedianImputer method), 870	needs_fitting() (fiximble pipeline utils.TimeSeriesBaselineEstimator method), 1524
needs_fitting() (evalml.pipelines.components.estimators.NearestNeighbors classifier method), 933	needs_fitting() (Scikit-Learn pipeline estimator components.LogisticRegressionClassifi method), 1527
needs_fitting() (evalml.pipelines.components.estimators.PolynomialSplineRegressio method), 874	needs_fitting() (evalml.pipeline_utils.ARMARegressor method), 1530
needs_fitting() (evalml.pipelines.components.estimators.QuadraticSplineRegres method), 936	needs_fitting() (AXRegressor evalml pipelines components.LSA method), 1532
needs_fitting() (evalml.pipelines.components.estimators.SVM classifier method), 878	needs_fitting() (evalml.pipeline_utils.VowpalWabbitMulticlassTimeSeriesBa method), 1535
needs_fitting() (evalml.pipelines.components.estimators.XGBoostClassifier metho method), 939	needs_fitting() (EvalML pipelines components.NaturalLanguageFeaturizati method), 1538
needs_fitting() (evalml.pipelines.components.estimators.XGBoostRegressor me method), 882	needs_fitting() (regression models XGBoostRegressor OneHotEncoder method), 1541
needs_fitting() (evalml.pipelines.components.estimators.XGBoostRegressor me method), 943	needs_fitting() (Random Forest pipelines components.OrdinalEncoder method), 1544
needs_fitting() (evalml.pipelines.components.estimators.Oversampler method), 1027	needs_fitting() (evalml.pipelines.components.Oversampler method), 1547
needs_fitting() (evalml.pipelines.components.estimators.PCA method), 1030	needs_fitting() (evalml.pipelines.components.PCA method), 1550
needs_fitting() (evalml.pipelines.components.estimators.PerColumnImputer method), 1033	needs_fitting() (EvalML pipelines components.PerColumnImputer method), 1552
needs_fitting() (evalml.pipelines.components.estimators.ProphetRegressor method), 1036	needs_fitting() (evalml.pipelines.components.ProphetRegressor method), 1561
needs_fitting() (evalml.pipelines.components.estimators.RandomForestClassifier method), 1040	needs_fitting() (dev class pipelines components.RandomForestClassifier method), 1564
needs_fitting() (evalml.pipelines.components.estimators.RandomForestRegressor method), 1043	needs_fitting() (dev class pipelines components.RandomForestRegressor method), 1567
needs_fitting() (evalml.pipelines.components.estimators.ReplaceNullableTypes method), 1046	needs_fitting() (evalml.pipelines.components.ReplaceNullableTypes method), 1569
needs_fitting() (evalml.pipelines.components.estimators.RFClassifierRFSelector method), 1049	needs_fitting() (evalml.pipelines.components.RFClassifier RFESelector method), 1572
needs_fitting() (evalml.pipelines.components.estimators.RFClassifierSelectFromM method), 1052	needs_fitting() (evalml.pipelines.components.RFClassifierSelectFromM method), 1575
needs_fitting() (evalml.pipelines.components.ExponentialSmoothing model), 1492	needs_fitting() (evalml.pipelines.components.RFRegressor RFESelector method), 1578
needs_fitting() (evalml.pipelines.components.ExtraTreeClassifier method), 1495	needs_fitting() (evalml.pipelines.components.RFRegressor SelectFromML method), 1581
needs_fitting() (evalml.pipelines.components.ExtraTreeRegressor method), 1499	needs_fitting() (evalml.pipelines.components.SimpleImputer method), 1588
needs_fitting() (evalml.pipelines.components.FeatureSelection)	needs_fitting() (evalml.pipelines.components.StackedEnsembleBase





[illegible]

method), 1408

needs\_fitting() (evalml.pipelines.components.transformers.StandardScaler), 1411

needs\_fitting() (evalml.pipelines.components.transformers.StandardScaler), 1414

needs\_fitting() (evalml.pipelines.components.transformers.StandardScaler), 1310

needs\_fitting() (evalml.pipelines.components.transformers.StandardScaler), 1417

needs\_fitting() (evalml.pipelines.components.transformers.StandardScaler), 1419

needs\_fitting() (evalml.pipelines.components.Undersampler), 1637

needs\_fitting() (evalml.pipelines.components.URLFeatureExtractor), 1639

needs\_fitting() (evalml.pipelines.components.VARMAXRegressor), 1642

needs\_fitting() (evalml.pipelines.components.VowpalWabbitBinaryClassifier), 1646

needs\_fitting() (evalml.pipelines.components.VowpalWabbitBinaryClassifier), 1649

needs\_fitting() (evalml.pipelines.components.VowpalWabbitBinaryClassifier), 1652

needs\_fitting() (evalml.pipelines.components.XGBoostClassifier), 1655

needs\_fitting() (evalml.pipelines.components.XGBoostRegressor), 1658

needs\_fitting() (evalml.pipelines.DecisionTreeClassifier), 1788

needs\_fitting() (evalml.pipelines.DecisionTreeRegressor), 1792

needs\_fitting() (evalml.pipelines.DFSTransformer), 1795

needs\_fitting() (evalml.pipelines.DropNaNRowsTransformer), 1798

needs\_fitting() (evalml.pipelines.ElasticNetClassifier), 1801

needs\_fitting() (evalml.pipelines.ElasticNetRegressor), 1804

needs\_fitting() (evalml.pipelines.Estimator method), 1807

needs\_fitting() (evalml.pipelines.ExponentialSmoothingRegressor), 1811

needs\_fitting() (evalml.pipelines.ExtraTreesClassifier), 1814

needs\_fitting() (evalml.pipelines.ExtraTreesRegressor), 1818

needs\_fitting() (evalml.pipelines.FeatureSelector), 1820

needs\_fitting() (evalml.pipelines.Imputer method), 1823

needs\_fitting() (evalml.pipelines.KNeighborsClassifier), 1826

needs\_fitting() (evalml.pipelines.LightGBMClassifier), 1830

needs\_fitting() (evalml.pipelines.LightGBMRegressor), 1834

needs\_fitting() (evalml.pipelines.LinearRegressor), 1837

needs\_fitting() (evalml.pipelines.LogisticRegressionClassifier), 1840

needs\_fitting() (evalml.pipelines.OneHotEncoder), 1858

needs\_fitting() (evalml.pipelines.OrdinalEncoder), 1862

needs\_fitting() (evalml.pipelines.PerColumnImputer), 1864

needs\_fitting() (evalml.pipelines.ProphetRegressor), 1873

needs\_fitting() (evalml.pipelines.RandomForestClassifier), 1876

needs\_fitting() (evalml.pipelines.RandomForestRegressor), 1879

needs\_fitting() (evalml.pipelines.RFClassifierSelectFromModel), 1888

needs\_fitting() (evalml.pipelines.RFRegressorSelectFromModel), 1891

needs\_fitting() (evalml.pipelines.SimpleImputer), 1894

needs\_fitting() (evalml.pipelines.StackedEnsembleBase), 1897

needs\_fitting() (evalml.pipelines.StackedEnsembleClassifier), 1901

needs\_fitting() (evalml.pipelines.StackedEnsembleRegressor), 1905

needs\_fitting() (evalml.pipelines.StandardScaler), 1908

needs\_fitting() (evalml.pipelines.SVMClassifier), 1911

needs\_fitting() (evalml.pipelines.SVMRegressor), 1914

needs\_fitting() (evalml.pipelines.TargetEncoder), 1917

needs\_fitting() (evalml.pipelines.TimeSeriesImputer), 1938

needs\_fitting() (evalml.pipelines.TimeSeriesRegularizer), 1957

needs\_fitting() (evalml.pipelines.Transformer), 1960

needs\_fitting() (evalml.pipelines.VARMAXRegressor), 1962

needs\_fitting() (evalml.pipelines.VowpalWabbitBinaryClassifier), 1966

needs\_fitting() (evalml.pipelines.VowpalWabbitMulticlassClassifier), 1969

needs\_fitting() (evalml.pipelines.VowpalWabbitRegressor), 1972

needs\_fitting() (evalml.pipelines.XGBoostClassifier), 1972

method), 1975

needs\_fitting() (evalml.pipelines.XGBoostRegressor method), 1978

new() (evalml.pipelines.binary\_classification\_pipeline.BinaryClassificationPipeline method), 1664

new() (evalml.pipelines.BinaryClassificationPipeline method), 1765

new() (evalml.pipelines.classification\_pipeline.ClassificationPipeline method), 1672

new() (evalml.pipelines.ClassificationPipeline method), 1778

new() (evalml.pipelines.multiclass\_classification\_pipeline.MulticlassClassificationPipeline method), 1685

new() (evalml.pipelines.MulticlassClassificationPipeline method), 1846

new() (evalml.pipelines.multiseries\_regression\_pipeline.MultiseriesRegressionPipeline method), 1693

new() (evalml.pipelines.MultiseriesRegressionPipeline method), 1854

new() (evalml.pipelines.pipeline\_base.PipelineBase method), 1700

new() (evalml.pipelines.PipelineBase method), 1869

new() (evalml.pipelines.regression\_pipeline.RegressionPipeline method), 1708

new() (evalml.pipelines.RegressionPipeline method), 1885

new() (evalml.pipelines.time\_series\_classification\_pipeline.TimeSeriesClassificationPipeline method), 1715

new() (evalml.pipelines.time\_series\_classification\_pipeline.TimeSeriesClassificationPipeline method), 1723

new() (evalml.pipelines.time\_series\_classification\_pipeline.TimeSeriesClassificationPipeline method), 1730

new() (evalml.pipelines.time\_series\_pipeline\_base.TimeSeriesPipelineBase method), 1738

new() (evalml.pipelines.time\_series\_regression\_pipeline.TimeSeriesRegressionPipeline method), 1747

new() (evalml.pipelines.TimeSeriesBinaryClassificationPipeline method), 1923

new() (evalml.pipelines.TimeSeriesClassificationPipeline method), 1930

new() (evalml.pipelines.TimeSeriesMulticlassClassificationPipeline method), 1943

new() (evalml.pipelines.TimeSeriesRegressionPipeline method), 1952

next\_batch() (evalml.automl.automl\_algorithm.automl\_algorithm.AutoMLAlgorithm method), 278

next\_batch() (evalml.automl.automl\_algorithm.AutoMLAlgorithm method), 287

next\_batch() (evalml.automl.automl\_algorithm.default\_algorithm.DefaultAlgorithm method), 282

next\_batch() (evalml.automl.automl\_algorithm.DefaultAlgorithm method), 290

next\_batch() (evalml.automl.automl\_algorithm.iterative\_algorithm.IterativeAlgorithm method), 285

next\_batch() (evalml.automl.automl\_algorithm.iterative\_algorithm.IterativeAlgorithm method), 293

NoParamsException, 2020, 2022

NoPositiveLabelException, 450, 453

normalize\_confusion\_matrix() (in module evalml.model\_understanding), 493

normalize\_confusion\_matrix() (in module evalml.model\_understanding.metrics), 472

normalize\_objectives() (in module evalml.objectives), 660

normalize\_objectives() (in module evalml.objectives), 660

normalize\_objectives() (in module evalml.objectives), 660

NoSplit (class in evalml.preprocessing), 1998

NoSplit (class in evalml.preprocessing.data\_splitters), 1988

NoSplit (class in evalml.preprocessing.data\_splitters.no\_split), 1979

NoVarianceDataCheck (class in evalml.data\_checks), 426

NoVarianceDataCheck (class in evalml.data\_checks.no\_variance\_data\_check), 374

NullDataCheck (class in evalml.data\_checks), 428

NullDataCheck (class in evalml.data\_checks.null\_data\_check), 378

NullsInColumnWarning, 450, 453

NumPipelinesPerBatch() (evalml.automl.automl\_algorithm.automl\_algorithm.AutoMLAlgorithm method), 287

num\_pipelines\_per\_batch() (evalml.automl.automl\_algorithm.default\_algorithm.DefaultAlgorithm method), 290

num\_pipelines\_per\_batch() (evalml.automl.automl\_algorithm.iterative\_algorithm.IterativeAlgorithm method), 285

num\_pipelines\_per\_batch() (evalml.automl.automl\_algorithm.IterativeAlgorithm method), 293

Number of Features() (in module evalml.preprocessing.utils), 1995

numeric\_data\_is\_boolean (in module evalml.utils.woodwork\_utils), 2037

ObjectiveFunction() (evalml.objectives.AccuracyBinary method),

[600](#)  
`objective_function()`  
 (`evalml.objectives.AccuracyMulticlass`  
`method`), [602](#)  
`objective_function()` (`evalml.objectives.AUC`  
`method`), [604](#)  
`objective_function()` (`evalml.objectives.AUCMacro`  
`method`), [606](#)  
`objective_function()` (`evalml.objectives.AUCMicro`  
`method`), [608](#)  
`objective_function()`  
 (`evalml.objectives.AUCWeighted` `method`),  
[609](#)  
`objective_function()`  
 (`evalml.objectives.BalancedAccuracyBinary`  
`method`), [612](#)  
`objective_function()`  
 (`evalml.objectives.BalancedAccuracyMulticlass`  
`method`), [613](#)  
`objective_function()`  
 (`evalml.objectives.binary_classification_objective.BinaryClassificationObjective`  
`class method`), [499](#)  
`objective_function()`  
 (`evalml.objectives.BinaryClassificationObjective`  
`class method`), [616](#)  
`objective_function()`  
 (`evalml.objectives.cost_benefit_matrix.CostBenefitMatrix`  
`method`), [502](#)  
`objective_function()`  
 (`evalml.objectives.CostBenefitMatrix` `method`),  
[619](#)  
`objective_function()`  
 (`evalml.objectives.ExpVariance` `method`),  
[620](#)  
`objective_function()` (`evalml.objectives.F1` `method`),  
[623](#)  
`objective_function()` (`evalml.objectives.F1Macro`  
`method`), [624](#)  
`objective_function()` (`evalml.objectives.F1Micro`  
`method`), [626](#)  
`objective_function()` (`evalml.objectives.F1Weighted`  
`method`), [628](#)  
`objective_function()`  
 (`evalml.objectives.fraud_cost.FraudCost`  
`method`), [505](#)  
`objective_function()` (`evalml.objectives.FraudCost`  
`method`), [630](#)  
`objective_function()` (`evalml.objectives.Gini`  
`method`), [635](#)  
`objective_function()`  
 (`evalml.objectives.lead_scoring.LeadScoring`  
`method`), [508](#)  
`objective_function()`  
 (`evalml.objectives.LeadScoring` `method`),  
[637](#)  
`objective_function()`  
 (`evalml.objectives.LogLossBinary` `method`),  
[639](#)  
`objective_function()`  
 (`evalml.objectives.LogLossMulticlass` `method`),  
[641](#)  
`objective_function()` (`evalml.objectives.MAE`  
`method`), [643](#)  
`objective_function()` (`evalml.objectives.MAPE`  
`method`), [644](#)  
`objective_function()` (`evalml.objectives.MASE`  
`method`), [646](#)  
`objective_function()` (`evalml.objectives.MaxError`  
`method`), [648](#)  
`objective_function()`  
 (`evalml.objectives.MCCBinary` `method`),  
[650](#)  
`objective_function()`  
 (`evalml.objectives.MCCMulticlass` `method`),  
[652](#)  
`objective_function()`  
 (`evalml.objectives.MeanSquaredLogError`  
`method`), [654](#)  
`objective_function()` (`evalml.objectives.MedianAE`  
`method`), [655](#)  
`objective_function()` (`evalml.objectives.MSE`  
`method`), [657](#)  
`objective_function()`  
 (`evalml.objectives.multiclass_classification_objective.MulticlassClassificationObjective`  
`class method`), [511](#)  
`objective_function()`  
 (`evalml.objectives.MulticlassClassificationObjective`  
`class method`), [659](#)  
`objective_function()`  
 (`evalml.objectives.objective_base.ObjectiveBase`  
`class method`), [513](#)  
`objective_function()`  
 (`evalml.objectives.ObjectiveBase` `class`  
`method`), [662](#)  
`objective_function()` (`evalml.objectives.Precision`  
`method`), [665](#)  
`objective_function()`  
 (`evalml.objectives.PrecisionMacro` `method`),  
[666](#)  
`objective_function()`  
 (`evalml.objectives.PrecisionMicro` `method`),  
[668](#)  
`objective_function()`  
 (`evalml.objectives.PrecisionWeighted` `method`),  
[670](#)  
`objective_function()` (`evalml.objectives.R2` `method`),  
[671](#)  
`objective_function()` (`evalml.objectives.Recall`



`method)`, 674  
`objective_function()`  
`(evalml.objectives.RecallMacro method)`, 675  
`objective_function()`  
`(evalml.objectives.RecallMicro method)`, 677  
`objective_function()`  
`(evalml.objectives.RecallWeighted method)`, 679  
`objective_function()`  
`(evalml.objectives.regression_objective.RegressionObjective method)`, 543  
`class method)`, 516  
`objective_function()`  
`(evalml.objectives.RegressionObjective class method)`, 682  
`objective_function()`  
`(evalml.objectives.RootMeanSquaredError method)`, 684  
`objective_function()`  
`(evalml.objectives.RootMeanSquaredLogError method)`, 685  
`objective_function()`  
`(evalml.objectives.sensitivity_low_alert.SensitivityLowAlert method)`, 551  
`method)`, 519  
`objective_function()`  
`(evalml.objectives.SensitivityLowAlert method)`, 688  
`objective_function()` `(evalml.objectives.SMAPE method)`, 689  
`objective_function()`  
`(evalml.objectives.standard_metrics.AccuracyBinary method)`, 523  
`objective_function()`  
`(evalml.objectives.standard_metrics.AccuracyMulticlass method)`, 524  
`objective_function()`  
`(evalml.objectives.standard_metrics.AUC method)`, 527  
`objective_function()`  
`(evalml.objectives.standard_metrics.AUCMacro method)`, 528  
`objective_function()`  
`(evalml.objectives.standard_metrics.AUCMicro method)`, 530  
`objective_function()`  
`(evalml.objectives.standard_metrics.AUCWeighted method)`, 532  
`objective_function()`  
`(evalml.objectives.standard_metrics.BalancedAccuracyBinary method)`, 534  
`objective_function()`  
`(evalml.objectives.standard_metrics.BalancedAccuracyMulticlass method)`, 536  
`objective_function()`  
`(evalml.objectives.standard_metrics.ExpVariance method)`, 537  
`objective_function()`  
`(evalml.objectives.standard_metrics.F1 method)`, 540  
`objective_function()`  
`(evalml.objectives.standard_metrics.F1Macro method)`, 541  
`objective_function()`  
`(evalml.objectives.standard_metrics.F1Micro method)`, 543  
`objective_function()`  
`(evalml.objectives.standard_metrics.F1Weighted method)`, 545  
`objective_function()`  
`(evalml.objectives.standard_metrics.Gini method)`, 547  
`objective_function()`  
`(evalml.objectives.standard_metrics.LogLossBinary method)`, 549  
`objective_function()`  
`(evalml.objectives.standard_metrics.LogLossMulticlass method)`, 551  
`objective_function()`  
`(evalml.objectives.standard_metrics.MAE method)`, 553  
`objective_function()`  
`(evalml.objectives.standard_metrics.MAPE method)`, 554  
`objective_function()`  
`(evalml.objectives.standard_metrics.MASE method)`, 556  
`objective_function()`  
`(evalml.objectives.standard_metrics.MaxError method)`, 558  
`objective_function()`  
`(evalml.objectives.standard_metrics.MCCBinary method)`, 560  
`objective_function()`  
`(evalml.objectives.standard_metrics.MCCMulticlass method)`, 562  
`objective_function()`  
`(evalml.objectives.standard_metrics.MeanSquaredLogError method)`, 564  
`objective_function()`  
`(evalml.objectives.standard_metrics.MedianAE method)`, 565  
`objective_function()`  
`(evalml.objectives.standard_metrics.MSE method)`, 567  
`objective_function()`  
`(evalml.objectives.standard_metrics.Precision method)`, 570

[objective\\_function\(\)](#)  
 (evalml.objectives.standard\_metrics.PrecisionMacro method), 571

[objective\\_function\(\)](#)  
 (evalml.objectives.standard\_metrics.PrecisionMicro method), 573

[objective\\_function\(\)](#)  
 (evalml.objectives.standard\_metrics.PrecisionWeighted method), 575

[objective\\_function\(\)](#)  
 (evalml.objectives.standard\_metrics.R2 method), 576

[objective\\_function\(\)](#)  
 (evalml.objectives.standard\_metrics.Recall method), 579

[objective\\_function\(\)](#)  
 (evalml.objectives.standard\_metrics.RecallMacro method), 580

[objective\\_function\(\)](#)  
 (evalml.objectives.standard\_metrics.RecallMicro method), 582

[objective\\_function\(\)](#)  
 (evalml.objectives.standard\_metrics.RecallWeighted method), 584

[objective\\_function\(\)](#)  
 (evalml.objectives.standard\_metrics.RootMeanSquaredError method), 586

[objective\\_function\(\)](#)  
 (evalml.objectives.standard\_metrics.RootMeanSquaredLogError method), 587

[objective\\_function\(\)](#)  
 (evalml.objectives.standard\_metrics.SMAPE method), 589

[objective\\_function\(\)](#)  
 (evalml.objectives.time\_series\_regression\_objective class method), 592

[ObjectiveBase](#) (class in evalml.objectives), 660

[ObjectiveBase](#) (class in evalml.objectives.objective\_base), 512

[ObjectiveCreationError](#), 450, 453

[ObjectiveNotFoundError](#), 450, 453

[OneHotEncoder](#) (class in evalml.pipelines), 1856

[OneHotEncoder](#) (class in evalml.pipelines.components), 1538

[OneHotEncoder](#) (class in evalml.pipelines.components.transformers), 1348

[OneHotEncoder](#) (class in evalml.pipelines.components.transformers.encoders), 1083

[OneHotEncoder](#) (class in evalml.pipelines.components.transformers.encoders.onehot\_encoder), 1068

[OneHotEncoderMeta](#) (class in evalml.pipelines.components.transformers.encoders.onehot\_encoder), 1071

[optimize\\_threshold\(\)](#)  
 (evalml.objectives.AccuracyBinary method), 600

[optimize\\_threshold\(\)](#)  
 (evalml.objectives.AUC method), 604

[optimize\\_threshold\(\)](#)  
 (evalml.objectives.BalancedAccuracyBinary method), 612

[optimize\\_threshold\(\)](#)  
 (evalml.objectives.binary\_classification\_objective.BinaryClassificationObjective method), 499

[optimize\\_threshold\(\)](#)  
 (evalml.objectives.BinaryClassificationObjective method), 616

[optimize\\_threshold\(\)](#)  
 (evalml.objectives.cost\_benefit\_matrix.CostBenefitMatrix method), 502

[optimize\\_threshold\(\)](#)  
 (evalml.objectives.CostBenefitMatrix method), 619

[optimize\\_threshold\(\)](#)  
 (evalml.objectives.F1 method), 623

[optimize\\_threshold\(\)](#)  
 (evalml.objectives.fraud\_cost.FraudCost method), 505

[optimize\\_threshold\(\)](#)  
 (evalml.objectives.FraudCost method), 630

[optimize\\_threshold\(\)](#)  
 (evalml.objectives.Gini method), 635

[optimize\\_threshold\(\)](#)  
 (evalml.objectives.lead\_scoring.LeadScoring method), 508

[optimize\\_threshold\(\)](#)  
 (evalml.objectives.LeadScoringObjective method), 637

[optimize\\_threshold\(\)](#)  
 (evalml.objectives.LogLossBinary method), 639

[optimize\\_threshold\(\)](#)  
 (evalml.objectives.MCCBinary method), 650

[optimize\\_threshold\(\)](#)  
 (evalml.objectives.Precision method), 665

[optimize\\_threshold\(\)](#)  
 (evalml.objectives.Recall method), 674

[optimize\\_threshold\(\)](#)  
 (evalml.objectives.sensitivity\_low\_alert.SensitivityLowAlert method), 519

[optimize\\_threshold\(\)](#)  
 (evalml.objectives.SensitivityLowAlert method), 688

([evalml.objectives.standard\\_metrics.AccuracyBinary](#) method), 523

[optimize\\_threshold\(\)](#) ([evalml.objectives.standard\\_metrics.AUC](#) method), 527

[optimize\\_threshold\(\)](#) ([evalml.objectives.standard\\_metrics.BalancedAccuracyBinary](#) method), 534

[optimize\\_threshold\(\)](#) ([evalml.objectives.standard\\_metrics.F1](#) method), 540

[optimize\\_threshold\(\)](#) ([evalml.objectives.standard\\_metrics.Gini](#) method), 547

[optimize\\_threshold\(\)](#) ([evalml.objectives.standard\\_metrics.LogLossBinary](#) method), 549

[optimize\\_threshold\(\)](#) ([evalml.objectives.standard\\_metrics.MCCBinary](#) method), 560

[optimize\\_threshold\(\)](#) ([evalml.objectives.standard\\_metrics.Precision](#) method), 570

[optimize\\_threshold\(\)](#) ([evalml.objectives.standard\\_metrics.Recall](#) method), 579

[optimize\\_threshold\(\)](#) ([evalml.pipelines.binary\\_classification\\_pipeline.BinaryClassificationPipeline](#) method), 1664

[optimize\\_threshold\(\)](#) ([evalml.pipelines.binary\\_classification\\_pipeline.BinaryClassificationPipeline](#) method), 1667

[optimize\\_threshold\(\)](#) ([evalml.pipelines.BinaryClassificationPipeline](#) method), 1765

[optimize\\_threshold\(\)](#) ([evalml.pipelines.time\\_series\\_classification\\_pipeline.TimeSeriesBinaryClassificationPipeline](#) method), 1715

[optimize\\_threshold\(\)](#) ([evalml.pipelines.TimeSeriesBinaryClassificationPipeline](#) method), 1923

[OrdinalEncoder](#) (class in [evalml.pipelines](#)), 1859

[OrdinalEncoder](#) (class in [evalml.pipelines.components](#)), 1542

[OrdinalEncoder](#) (class in [evalml.pipelines.components.transformers](#)), 1351

[OrdinalEncoder](#) (class in [evalml.pipelines.components.transformers.encoders](#)), 1086

[OrdinalEncoder](#) (class in [evalml.pipelines.components.transformers.encoders.ordinal\\_encoders](#)), 1072

[OrdinalEncoderMeta](#) (class in [evalml.pipelines.components.transformers.encoders.ordinal\\_encoders](#)), 1075

[organize\\_objectives\(\)](#) (in module [evalml.objectives](#)), 663

[organize\\_objectives\(\)](#) (in module [evalml.objectives.utils](#)), 595

[OutliersDataCheck](#) (class in [evalml.data\\_checks](#)), 433

[OutliersDataCheck](#) (class in [evalml.data\\_checks.outliers\\_data\\_check](#)), 382

[Oversampler](#) (class in [evalml.pipelines.components](#)), 1545

[Oversampler](#) (class in [evalml.pipelines.components.transformers](#)), 1355

[Oversampler](#) (class in [evalml.pipelines.components.transformers.samplers](#)), 1286

[Oversampler](#) (class in [evalml.pipelines.components.transformers.samplers.oversampler](#)), 1280

## P

[pad\\_with\\_nans\(\)](#) (in module [evalml.utils](#)), 2042

[pad\\_with\\_nans\(\)](#) (in module [evalml.utils.gen\\_utils](#)), 2034

[ParameterError](#), 2020, 2022

[ParameterError](#) (in module [evalml.utils](#)), 2042

[parameters](#) ([evalml.pipelines.ARIMARegressor](#) property), 1759

[parameters](#) ([evalml.pipelines.BinaryClassificationPipeline](#) property), 1665

[parameters](#) ([evalml.pipelines.BinaryClassificationPipeline](#) property), 1766

[parameters](#) ([evalml.pipelines.CatBoostClassifier](#) property), 1770

[parameters](#) ([evalml.pipelines.classification\\_pipeline.ClassificationPipeline](#) property), 1672

[parameters](#) ([evalml.pipelines.components.ARIMARegressor](#) property), 1437

[parameters](#) ([evalml.pipelines.components.BaselineClassifier](#) property), 1440

[parameters](#) ([evalml.pipelines.components.BaselineRegressor](#) property), 1444

[parameters](#) ([evalml.pipelines.components.CatBoostClassifier](#) property), 1447

[parameters](#) ([evalml.pipelines.components.CatBoostRegressor](#) property), 1451

[parameters](#) ([evalml.pipelines.components.component\\_base.ComponentBase](#) property), 1423

[parameters \(evalml.pipelines.components.ComponentBase.parameters\), 1453](#)  
[parameters \(evalml.pipelines.components.DateTimeFeatureTransformer.parameters\), 1456](#)  
[parameters \(evalml.pipelines.components.DecisionTreeClassifier.parameters\), 1460](#)  
[parameters \(evalml.pipelines.components.DecisionTreeRegressor.parameters\), 1464](#)  
[parameters \(evalml.pipelines.components.DFSTransformer.parameters\), 1467](#)  
[parameters \(evalml.pipelines.components.DropColumns.parameters\), 1469](#)  
[parameters \(evalml.pipelines.components.DropNaNRowsTransformer.parameters\), 1471](#)  
[parameters \(evalml.pipelines.components.DropNullColumnsTransformer.parameters\), 1474](#)  
[parameters \(evalml.pipelines.components.DropRowsTransformer.parameters\), 1476](#)  
[parameters \(evalml.pipelines.components.ElasticNetClassifier.parameters\), 1480](#)  
[parameters \(evalml.pipelines.components.ElasticNetRegressor.parameters\), 1483](#)  
[parameters \(evalml.pipelines.components.EmailFeaturizer.parameters\), 1485](#)  
[parameters \(evalml.pipelines.components.ensemble.stacked\\_classifier.StackedEnsembleClassifier.parameters\), 693](#)  
[parameters \(evalml.pipelines.components.ensemble.stacked\\_regressor.StackedEnsembleRegressor.parameters\), 698](#)  
[parameters \(evalml.pipelines.components.ensemble.stacked\\_regressor.StackedEnsembleRegressor.parameters\), 702](#)  
[parameters \(evalml.pipelines.components.ensemble.StackedClassifier.parameters\), 705](#)  
[parameters \(evalml.pipelines.components.ensemble.StackedRegressor.parameters\), 709](#)  
[parameters \(evalml.pipelines.components.ensemble.StackedRegressor.parameters\), 713](#)  
[parameters \(evalml.pipelines.components.Estimator.parameters\), 1488](#)  
[parameters \(evalml.pipelines.components.estimators.Arimo.parameters\), 951](#)  
[parameters \(evalml.pipelines.components.estimators.BaseClassifier.parameters\), 955](#)  
[parameters \(evalml.pipelines.components.estimators.BaseRegressor.parameters\), 958](#)  
[parameters \(evalml.pipelines.components.estimators.CatBoostClassifier.parameters\), 961](#)  
[parameters \(evalml.pipelines.components.estimators.CatBoostRegressor.parameters\), 965](#)  
[parameters \(evalml.pipelines.components.estimators.classifier.BaseClassifier.parameters\), 717](#)  
[parameters \(evalml.pipelines.components.estimators.classifier.BaseClassifier.parameters\), 771](#)  
[parameters \(evalml.pipelines.components.estimators.classifier.BaseClassifier.parameters\), 721](#)  
[parameters \(evalml.pipelines.components.estimators.classifiers.CatBoostClassifier.parameters\), 774](#)  
[parameters \(evalml.pipelines.components.estimators.classifiers.decision\\_tree.DecisionTreeClassifier.parameters\), 725](#)  
[parameters \(evalml.pipelines.components.estimators.classifiers.DecisionTreeClassifier.parameters\), 778](#)  
[parameters \(evalml.pipelines.components.estimators.classifiers.elasticnet.ElasticNetClassifier.parameters\), 730](#)  
[parameters \(evalml.pipelines.components.estimators.classifiers.ElasticNetClassifier.parameters\), 782](#)  
[parameters \(evalml.pipelines.components.estimators.classifiers.et\\_classifier.StackedEnsembleClassifier.parameters\), 734](#)  
[parameters \(evalml.pipelines.components.estimators.classifiers.ExtraTreeClassifier.parameters\), 785](#)  
[parameters \(evalml.pipelines.components.estimators.classifiers.kneighbors.KNeighborsClassifier.parameters\), 738](#)  
[parameters \(evalml.pipelines.components.estimators.classifiers.KNeighborsClassifier.parameters\), 789](#)  
[parameters \(evalml.pipelines.components.estimators.classifiers.lightgbm.LightGBMClassifier.parameters\), 742](#)  
[parameters \(evalml.pipelines.components.estimators.classifiers.LightGBMClassifier.parameters\), 793](#)  
[parameters \(evalml.pipelines.components.estimators.classifiers.logistic\\_regression.LogisticRegressionClassifier.parameters\), 746](#)  
[parameters \(evalml.pipelines.components.estimators.classifiers.LogisticRegressionClassifier.parameters\), 796](#)  
[parameters \(evalml.pipelines.components.estimators.classifiers.RandomForestClassifier.parameters\), 800](#)  
[parameters \(evalml.pipelines.components.estimators.classifiers.rf\\_classifier.StackedEnsembleClassifier.parameters\), 749](#)  
[parameters \(evalml.pipelines.components.estimators.classifiers.svm\\_classifier.StackedEnsembleClassifier.parameters\), 753](#)  
[parameters \(evalml.pipelines.components.estimators.classifiers.SVMClassifier.parameters\), 803](#)  
[parameters \(evalml.pipelines.components.estimators.classifiers.vowpal\\_wowpal\\_classifier.StackedEnsembleClassifier.parameters\), 757](#)  
[parameters \(evalml.pipelines.components.estimators.classifiers.vowpal\\_wowpal\\_classifier.StackedEnsembleClassifier.parameters\), 760](#)  
[parameters \(evalml.pipelines.components.estimators.classifiers.vowpal\\_wowpal\\_classifier.StackedEnsembleClassifier.parameters\), 764](#)  
[parameters \(evalml.pipelines.components.estimators.classifiers.VowpalWOWpalClassifier.parameters\), 806](#)  
[parameters \(evalml.pipelines.components.estimators.classifiers.VowpalWOWpalClassifier.parameters\), 810](#)  
[parameters \(evalml.pipelines.components.estimators.classifiers.xgboost.XGBoostClassifier.parameters\), 767](#)  
[parameters \(evalml.pipelines.components.estimators.classifiers.XGBoostClassifier.parameters\), 813](#)  
[parameters \(evalml.pipelines.components.estimators.classifiers.XGBoostClassifier.parameters\), 813](#)  
[parameters \(evalml.pipelines.components.estimators.DecisionTreeClassifier.parameters\), 968](#)  
[parameters \(evalml.pipelines.components.estimators.DecisionTreeRegressor.parameters\), 972](#)  
[parameters \(evalml.pipelines.components.estimators.ElasticNetClassifier.parameters\), 976](#)



`parameters` (`evalml.pipelines.components.estimators.ElasticNetRegressor` property), 979  
`parameters` (`evalml.pipelines.components.estimators.Estimator` property), 982  
`parameters` (`evalml.pipelines.components.estimators.estimator` property), 946  
`parameters` (`evalml.pipelines.components.estimators.ExponentialSmoother` property), 986  
`parameters` (`evalml.pipelines.components.estimators.ExtraTreeClassifier` property), 990  
`parameters` (`evalml.pipelines.components.estimators.ExtraTreeRegressor` property), 993  
`parameters` (`evalml.pipelines.components.estimators.KNeighborsClassifier` property), 997  
`parameters` (`evalml.pipelines.components.estimators.LightGBMClassifier` property), 1001  
`parameters` (`evalml.pipelines.components.estimators.LightGBMRegressor` property), 1004  
`parameters` (`evalml.pipelines.components.estimators.LinearClassifier` property), 1007  
`parameters` (`evalml.pipelines.components.estimators.LogisticClassifier` property), 1011  
`parameters` (`evalml.pipelines.components.estimators.MulticlassClassifier` property), 1014  
`parameters` (`evalml.pipelines.components.estimators.ProphetClassifier` property), 1017  
`parameters` (`evalml.pipelines.components.estimators.RandomForestClassifier` property), 1021  
`parameters` (`evalml.pipelines.components.estimators.RandomForestRegressor` property), 1024  
`parameters` (`evalml.pipelines.components.estimators.regressor` property), 818  
`parameters` (`evalml.pipelines.components.estimators.regressor` property), 887  
`parameters` (`evalml.pipelines.components.estimators.regressor` property), 822  
`parameters` (`evalml.pipelines.components.estimators.regressor` property), 891  
`parameters` (`evalml.pipelines.components.estimators.regressor` property), 826  
`parameters` (`evalml.pipelines.components.estimators.regressor` property), 894  
`parameters` (`evalml.pipelines.components.estimators.regressor` property), 830  
`parameters` (`evalml.pipelines.components.estimators.regressor` property), 898  
`parameters` (`evalml.pipelines.components.estimators.regressor` property), 833  
`parameters` (`evalml.pipelines.components.estimators.regressor` property), 901  
`parameters` (`evalml.pipelines.components.estimators.regressor` property), 838  
`parameters` (`evalml.pipelines.components.estimators.regressor` property), 842  
`parameters` (`evalml.pipelines.components.estimators.regressors.ExponentialSmoother` property), 905  
`parameters` (`evalml.pipelines.components.estimators.regressors.ExtraTreeRegressor` property), 909  
`parameters` (`evalml.pipelines.components.estimators.regressors.lightgbm` property), 847  
`parameters` (`evalml.pipelines.components.estimators.regressors.LightGBMRegressor` property), 913  
`parameters` (`evalml.pipelines.components.estimators.regressors.linear_regressor` property), 850  
`parameters` (`evalml.pipelines.components.estimators.regressors.LinearRegressor` property), 916  
`parameters` (`evalml.pipelines.components.estimators.regressors.multiseries_regressor` property), 854  
`parameters` (`evalml.pipelines.components.estimators.regressors.MultiseriesRegressor` property), 919  
`parameters` (`evalml.pipelines.components.estimators.regressors.prophet_regressor` property), 859  
`parameters` (`evalml.pipelines.components.estimators.regressors.ProphetRegressor` property), 923  
`parameters` (`evalml.pipelines.components.estimators.regressors.RandomForestRegressor` property), 926  
`parameters` (`evalml.pipelines.components.estimators.regressors.rf_regressor` property), 863  
`parameters` (`evalml.pipelines.components.estimators.regressors.svm_regressor` property), 867  
`parameters` (`evalml.pipelines.components.estimators.regressors.SVMRegressor` property), 930  
`parameters` (`evalml.pipelines.components.estimators.regressors.time_series_regressor` property), 870  
`parameters` (`evalml.pipelines.components.estimators.regressors.TimeSeriesRegressor` property), 933  
`parameters` (`evalml.pipelines.components.estimators.regressors.varmax_regressor` property), 875  
`parameters` (`evalml.pipelines.components.estimators.regressors.VARMAXRegressor` property), 936  
`parameters` (`evalml.pipelines.components.estimators.regressors.vowpal_walker_regressor` property), 878  
`parameters` (`evalml.pipelines.components.estimators.regressors.VowpalWalkerRegressor` property), 940  
`parameters` (`evalml.pipelines.components.estimators.regressors.xgboost_regressor` property), 882  
`parameters` (`evalml.pipelines.components.estimators.regressors.XGBoostRegressor` property), 943  
`parameters` (`evalml.pipelines.components.estimators.SVMClassifier` property), 1027  
`parameters` (`evalml.pipelines.components.estimators.SVMRegressor` property), 1030  
`parameters` (`evalml.pipelines.components.estimators.TimeSeriesBaselineEstimator` property), 1033  
`parameters` (`evalml.pipelines.components.estimators.VARMAXRegressor` property), 1036  
`parameters` (`evalml.pipelines.components.estimators.regressors.ExponentialSmoother` property), 1040

[parameters \(evalml.pipelines.components.estimators.VowpalWabbitClassifier property\), 1043](#)  
[parameters \(evalml.pipelines.components.estimators.VowpalWabbitRegressor property\), 1046](#)  
[parameters \(evalml.pipelines.components.estimators.XGBParameters property\), 1049](#)  
[parameters \(evalml.pipelines.components.estimators.XGBParameters property\), 1052](#)  
[parameters \(evalml.pipelines.components.ExponentialSmoothingParameters property\), 1492](#)  
[parameters \(evalml.pipelines.components.ExtraTreesClassifier property\), 1496](#)  
[parameters \(evalml.pipelines.components.ExtraTreesRegressor property\), 1499](#)  
[parameters \(evalml.pipelines.components.FeatureSelectorParameters property\), 1502](#)  
[parameters \(evalml.pipelines.components.Imputer property\), 1505](#)  
[parameters \(evalml.pipelines.components.KNeighborsClassifier property\), 1508](#)  
[parameters \(evalml.pipelines.components.LabelEncoder property\), 1511](#)  
[parameters \(evalml.pipelines.components.LightGBMClassifier property\), 1515](#)  
[parameters \(evalml.pipelines.components.LightGBMRegressor property\), 1518](#)  
[parameters \(evalml.pipelines.components.LinearDiscriminantAnalysis property\), 1521](#)  
[parameters \(evalml.pipelines.components.LinearRegressor property\), 1524](#)  
[parameters \(evalml.pipelines.components.LogisticRegressionParameters property\), 1527](#)  
[parameters \(evalml.pipelines.components.LogTransformerParameters property\), 1530](#)  
[parameters \(evalml.pipelines.components.LSA property\), 1532](#)  
[parameters \(evalml.pipelines.components.MultiseriesTimeSeriesRegressor property\), 1535](#)  
[parameters \(evalml.pipelines.components.NaturalLanguageProcessor property\), 1538](#)  
[parameters \(evalml.pipelines.components.OneHotEncoder property\), 1541](#)  
[parameters \(evalml.pipelines.components.OrdinalEncoder property\), 1545](#)  
[parameters \(evalml.pipelines.components.Oversampler property\), 1547](#)  
[parameters \(evalml.pipelines.components.PCA property\), 1550](#)  
[parameters \(evalml.pipelines.components.PerColumnImputer property\), 1552](#)  
[parameters \(evalml.pipelines.components.PolynomialDecompositionParameters property\), 1557](#)  
[parameters \(evalml.pipelines.components.ProphetRegressor property\), 1561](#)  
[parameters \(evalml.pipelines.components.RandomForestClassifier property\), 1564](#)  
[parameters \(evalml.pipelines.components.RandomForestRegressor property\), 1567](#)  
[parameters \(evalml.pipelines.components.ReplaceNullableTypes property\), 1569](#)  
[parameters \(evalml.pipelines.components.RFClassifierRFSelector property\), 1572](#)  
[parameters \(evalml.pipelines.components.RFClassifierSelectFromModel property\), 1575](#)  
[parameters \(evalml.pipelines.components.RFRegressorRFSelector property\), 1578](#)  
[parameters \(evalml.pipelines.components.RFRegressorSelectFromModel property\), 1581](#)  
[parameters \(evalml.pipelines.components.SelectByType property\), 1583](#)  
[parameters \(evalml.pipelines.components.SelectColumns property\), 1586](#)  
[parameters \(evalml.pipelines.components.SimpleImputer property\), 1588](#)  
[parameters \(evalml.pipelines.components.StackedEnsembleBase property\), 1591](#)  
[parameters \(evalml.pipelines.components.StackedEnsembleClassifier property\), 1595](#)  
[parameters \(evalml.pipelines.components.StackedEnsembleRegressor property\), 1599](#)  
[parameters \(evalml.pipelines.components.StandardScaler property\), 1602](#)  
[parameters \(evalml.pipelines.components.STLDecomposer property\), 1607](#)  
[parameters \(evalml.pipelines.components.SVMClassifier property\), 1611](#)  
[parameters \(evalml.pipelines.components.SVMRegressor property\), 1614](#)  
[parameters \(evalml.pipelines.components.TargetEncoder property\), 1617](#)  
[parameters \(evalml.pipelines.components.TargetImputer property\), 1619](#)  
[parameters \(evalml.pipelines.components.TimeSeriesBaselineEstimator property\), 1622](#)  
[parameters \(evalml.pipelines.components.TimeSeriesFeaturizer property\), 1625](#)  
[parameters \(evalml.pipelines.components.TimeSeriesImputer property\), 1628](#)  
[parameters \(evalml.pipelines.components.TimeSeriesRegularizer property\), 1631](#)  
[parameters \(evalml.pipelines.components.Transformer property\), 1634](#)  
[parameters \(evalml.pipelines.components.transformers.column\\_selectors.ColumnSelector property\), 1300](#)  
[parameters \(evalml.pipelines.components.transformers.column\\_selectors.ColumnSelector property\), 1302](#)  
[parameters \(evalml.pipelines.components.transformers.column\\_selectors.ColumnSelector property\), 1305](#)

`parameters(evalml.pipelines.components.transformers.ColumnTransformer(property)), 1307`  
`parameters(evalml.pipelines.components.transformers.DatetimeTransformer(property)), 1314`  
`parameters(evalml.pipelines.components.transformers.DFSTransformer(property)), 1317`  
`parameters(evalml.pipelines.components.transformers.dimensional_reduction.DiscriminativeAnalysis(property)), 1055`  
`parameters(evalml.pipelines.components.transformers.dimensional_reduction.DiscriminativeAnalysis.FeatureSelector(property)), 1061`  
`parameters(evalml.pipelines.components.transformers.dimensional_reduction.PCA(property)), 1063`  
`parameters(evalml.pipelines.components.transformers.dimensional_reduction.PCA.components.transformers.imputers.Imputer(property)), 1058`  
`parameters(evalml.pipelines.components.transformers.dimensional_reduction.PCA.components.transformers.imputers.imputer.Imputer(property)), 1320`  
`parameters(evalml.pipelines.components.transformers.dimensional_reduction.Transformer(property)), 1322`  
`parameters(evalml.pipelines.components.transformers.dimensional_reduction.KNNImputer(property)), 1324`  
`parameters(evalml.pipelines.components.transformers.dimensional_reduction.KNNImputer.KNNImputer(property)), 1327`  
`parameters(evalml.pipelines.components.transformers.dimensional_reduction.PerColumnImputer(property)), 1329`  
`parameters(evalml.pipelines.components.transformers.encoding.LabelEncoder(property)), 1067`  
`parameters(evalml.pipelines.components.transformers.encoding.SimpleImputer(property)), 1082`  
`parameters(evalml.pipelines.components.transformers.encoding.TargetImputer(property)), 1070`  
`parameters(evalml.pipelines.components.transformers.encoding.TargetImputer.TargetImputer(property)), 1085`  
`parameters(evalml.pipelines.components.transformers.encoding.TimeSeriesImputer(property)), 1075`  
`parameters(evalml.pipelines.components.transformers.encoding.TimeSeriesImputer.TimeSeriesImputer(property)), 1089`  
`parameters(evalml.pipelines.components.transformers.encoding.LabelEncoder(property)), 1079`  
`parameters(evalml.pipelines.components.transformers.encoding.LinearDiscriminantAnalysis(property)), 1092`  
`parameters(evalml.pipelines.components.transformers.feature_selection.LogTransformer(property)), 1095`  
`parameters(evalml.pipelines.components.transformers.feature_selection.LSA(property)), 1115`  
`parameters(evalml.pipelines.components.transformers.feature_selection.SelectFromModel(property)), 1098`  
`parameters(evalml.pipelines.components.transformers.feature_selection.SelectFromModel.RFClassifier(property)), 1102`  
`parameters(evalml.pipelines.components.transformers.feature_selection.SelectFromModel.RFRegressor(property)), 1105`  
`parameters(evalml.pipelines.components.transformers.feature_selection.SelectFromModel.RFClassifier.ExampleModel(property)), 1108`  
`parameters(evalml.pipelines.components.transformers.feature_selection.SelectFromModel.RFRegressor.ExampleModel(property)), 1111`  
`parameters(evalml.pipelines.components.transformers.feature_selection.SelectFromModel.RFClassifier.ExampleModel.ExampleModel(property)), 1118`  
`parameters(evalml.pipelines.components.transformers.feature_selection.SelectFromModel.RFRegressor.ExampleModel.ExampleModel(property)), 1121`  
`parameters(evalml.pipelines.components.transformers.feature_selection.SelectFromModel.RFClassifier.ExampleModel.ExampleModel.ExampleModel(property)), 1124`  
`parameters(evalml.pipelines.components.transformers.feature_selection.SelectFromModel.RFRegressor.ExampleModel.ExampleModel.ExampleModel(property)), 1127`  
`parameters(evalml.pipelines.components.transformers.feature_selection.SelectFromModel.RFClassifier.ExampleModel.ExampleModel.ExampleModel.ExampleModel(property)), 1332`  
`parameters(evalml.pipelines.components.transformers.feature_selection.SelectFromModel.RFRegressor.ExampleModel.ExampleModel.ExampleModel.ExampleModel(property)), 1335`  
`parameters(evalml.pipelines.components.transformers.imputers.Imputer(property)), 1150`  
`parameters(evalml.pipelines.components.transformers.imputers.imputer.Imputer(property)), 1131`  
`parameters(evalml.pipelines.components.transformers.imputers.knn_imputer.KNNImputer(property)), 1134`  
`parameters(evalml.pipelines.components.transformers.imputers.KNNImputer.KNNImputer(property)), 1153`  
`parameters(evalml.pipelines.components.transformers.imputers.per_column_imputer.PerColumnImputer(property)), 1137`  
`parameters(evalml.pipelines.components.transformers.imputers.PerColumnImputer.PerColumnImputer(property)), 1155`  
`parameters(evalml.pipelines.components.transformers.imputers.simple_imputer.SimpleImputer(property)), 1140`  
`parameters(evalml.pipelines.components.transformers.imputers.SimpleImputer.SimpleImputer(property)), 1158`  
`parameters(evalml.pipelines.components.transformers.imputers.target_imputer.TargetImputer(property)), 1143`  
`parameters(evalml.pipelines.components.transformers.imputers.TargetImputer.TargetImputer(property)), 1160`  
`parameters(evalml.pipelines.components.transformers.imputers.time_series_imputer.TimeSeriesImputer(property)), 1147`  
`parameters(evalml.pipelines.components.transformers.imputers.TimeSeriesImputer.TimeSeriesImputer(property)), 1163`  
`parameters(evalml.pipelines.components.transformers.LabelEncoder(property)), 1337`  
`parameters(evalml.pipelines.components.transformers.LinearDiscriminantAnalysis(property)), 1340`  
`parameters(evalml.pipelines.components.transformers.LogTransformer(property)), 1342`  
`parameters(evalml.pipelines.components.transformers.LSA(property)), 1345`  
`parameters(evalml.pipelines.components.transformers.SelectFromModel(property)), 1347`  
`parameters(evalml.pipelines.components.transformers.SelectFromModel.RFClassifier(property)), 1351`  
`parameters(evalml.pipelines.components.transformers.SelectFromModel.RFRegressor(property)), 1354`  
`parameters(evalml.pipelines.components.transformers.SelectFromModel.RFClassifier.ExampleModel(property)), 1357`  
`parameters(evalml.pipelines.components.transformers.SelectFromModel.RFRegressor.ExampleModel(property)), 1360`





`parameters (evalml.pipelines.components.transformers.TargetEncoder property), 1402`  
`parameters (evalml.pipelines.components.transformers.TimeSeriesImputer property), 1405`  
`parameters (evalml.pipelines.components.transformers.TimeSeriesReducer property), 1408`  
`parameters (evalml.pipelines.components.transformers.TimeSeriesRegularizer property), 1411`  
`parameters (evalml.pipelines.components.transformers.TrainTestSplitter property), 1414`  
`parameters (evalml.pipelines.components.transformers.transformers.MulticlassClassifier property), 1310`  
`parameters (evalml.pipelines.components.transformers.UnivariateTransformer property), 1417`  
`parameters (evalml.pipelines.components.transformers.URLFeaturizer property), 1420`  
`parameters (evalml.pipelines.components.Undersampler property), 1637`  
`parameters (evalml.pipelines.components.URLFeaturizer property), 1640`  
`parameters (evalml.pipelines.components.VARMAXRegressor property), 1643`  
`parameters (evalml.pipelines.components.VowpalWabbitBinaryClassifier property), 1646`  
`parameters (evalml.pipelines.components.VowpalWabbitMulticlassClassifier property), 1649`  
`parameters (evalml.pipelines.components.VowpalWabbitRegressor property), 1652`  
`parameters (evalml.pipelines.components.XGBoostClassifier property), 1655`  
`parameters (evalml.pipelines.components.XGBoostRegressor property), 1658`  
`parameters (evalml.pipelines.DecisionTreeClassifier property), 1788`  
`parameters (evalml.pipelines.DecisionTreeRegressor property), 1792`  
`parameters (evalml.pipelines.DFSTransformer property), 1795`  
`parameters (evalml.pipelines.DropNaNRowsTransformer property), 1798`  
`parameters (evalml.pipelines.ElasticNetClassifier property), 1801`  
`parameters (evalml.pipelines.ElasticNetRegressor property), 1804`  
`parameters (evalml.pipelines.Estimator property), 1807`  
`parameters (evalml.pipelines.ExponentialSmoothingRegressor property), 1811`  
`parameters (evalml.pipelines.ExtraTreesClassifier property), 1814`  
`parameters (evalml.pipelines.ExtraTreesRegressor property), 1818`  
`parameters (evalml.pipelines.FeatureSelector property), 1820`  
`parameters (evalml.pipelines.Imputer property), 1823`  
`parameters (evalml.pipelines.KNeighborsClassifier property), 1827`  
`parameters (evalml.pipelines.LightGBMClassifier property), 1830`  
`parameters (evalml.pipelines.LightGBMRegressor property), 1834`  
`parameters (evalml.pipelines.LinearRegressor property), 1837`  
`parameters (evalml.pipelines.LogisticRegressionClassifier property), 1840`  
`parameters (evalml.pipelines.multiclass_classification_pipeline.MulticlassClassifier property), 1685`  
`parameters (evalml.pipelines.MulticlassClassificationPipeline property), 1846`  
`parameters (evalml.pipelines.multiseries_regression_pipeline.MultiseriesRegressor property), 1693`  
`parameters (evalml.pipelines.MultiseriesRegressionPipeline property), 1854`  
`parameters (evalml.pipelines.OneHotEncoder property), 1858`  
`parameters (evalml.pipelines.OrdinalEncoder property), 1862`  
`parameters (evalml.pipelines.PerColumnImputer property), 1864`  
`parameters (evalml.pipelines.pipeline_base.PipelineBase property), 1700`  
`parameters (evalml.pipelines.PipelineBase property), 1869`  
`parameters (evalml.pipelines.ProphetRegressor property), 1873`  
`parameters (evalml.pipelines.RandomForestClassifier property), 1876`  
`parameters (evalml.pipelines.RandomForestRegressor property), 1879`  
`parameters (evalml.pipelines.regression_pipeline.RegressionPipeline property), 1708`  
`parameters (evalml.pipelines.RegressionPipeline property), 1885`  
`parameters (evalml.pipelines.RFClassifierSelectFromModel property), 1889`  
`parameters (evalml.pipelines.RFRegressorSelectFromModel property), 1891`  
`parameters (evalml.pipelines.SimpleImputer property), 1894`  
`parameters (evalml.pipelines.StackedEnsembleBase property), 1897`  
`parameters (evalml.pipelines.StackedEnsembleClassifier property), 1901`  
`parameters (evalml.pipelines.StackedEnsembleRegressor property), 1905`  
`parameters (evalml.pipelines.StandardScaler property), 1908`  
`parameters (evalml.pipelines.SVMClassifier property), 1911`

- parameters (*evalml.pipelines.SVMRegressor* property), 1914
- parameters (*evalml.pipelines.TargetEncoder* property), 1917
- parameters (*evalml.pipelines.time\_series\_classification\_pipelines.TimeSeriesBinaryClassificationPipeline* property), 1716
- parameters (*evalml.pipelines.time\_series\_classification\_pipelines.TimeSeriesClassificationPipeline* property), 1723
- parameters (*evalml.pipelines.time\_series\_classification\_pipelines.TimeSeriesMulticlassClassificationPipeline* property), 1731
- parameters (*evalml.pipelines.time\_series\_pipeline\_base.TimeSeriesPipelineBase* property), 1738
- parameters (*evalml.pipelines.time\_series\_regression\_pipeline.TimeSeriesRegressionPipeline* property), 1747
- parameters (*evalml.pipelines.TimeSeriesBinaryClassificationPipeline* property), 1923
- parameters (*evalml.pipelines.TimeSeriesClassificationPipeline* property), 1930
- parameters (*evalml.pipelines.TimeSeriesFeaturizer* property), 1935
- parameters (*evalml.pipelines.TimeSeriesImputer* property), 1938
- parameters (*evalml.pipelines.TimeSeriesMulticlassClassificationPipeline* property), 1944
- parameters (*evalml.pipelines.TimeSeriesRegressionPipeline* property), 1953
- parameters (*evalml.pipelines.TimeSeriesRegularizer* property), 1957
- parameters (*evalml.pipelines.Transformer* property), 1960
- parameters (*evalml.pipelines.VARMAXRegressor* property), 1963
- parameters (*evalml.pipelines.VowpalWabbitBinaryClassifier* property), 1966
- parameters (*evalml.pipelines.VowpalWabbitMulticlassClassifier* property), 1969
- parameters (*evalml.pipelines.VowpalWabbitRegressor* property), 1972
- parameters (*evalml.pipelines.XGBoostClassifier* property), 1975
- parameters (*evalml.pipelines.XGBoostRegressor* property), 1978
- partial\_dependence() (in module *evalml.model\_understanding*), 494
- partial\_dependence() (in module *evalml.model\_understanding.partial\_dependence*), 474
- PartialDependenceError, 450, 453
- PartialDependenceErrorCode (class in *evalml.exceptions*), 453
- PartialDependenceErrorCode (class in *evalml.exceptions.exceptions*), 450
- PCA (class in *evalml.pipelines.components*), 1548
- PCA (class in *evalml.pipelines.components.transformers*), 1358
- PCA (class in *evalml.pipelines.components.transformers.dimensionality\_reduction*), 1061
- PCA (class in *evalml.pipelines.components.transformers.dimensionality\_reduction*), 1055
- PerColumnImputer (class in *evalml.pipelines*), 1862
- PerColumnImputer (class in *evalml.pipelines.components*), 1550
- PerColumnImputer (class in *evalml.pipelines.components.transformers*), 1660
- PerColumnImputer (class in *evalml.pipelines.components.transformers.imputers*), 1153
- PerColumnImputer (class in *evalml.pipelines.components.transformers.imputers.per\_column*), 1135
- perfect\_score (*evalml.objectives.binary\_classification\_objective.BinaryClassificationObjective* property), 499
- perfect\_score (*evalml.objectives.BinaryClassificationObjective* property), 616
- perfect\_score (*evalml.objectives.multiclass\_classification\_objective.MulticlassClassificationObjective* property), 511
- perfect\_score (*evalml.objectives.MulticlassClassificationObjective* property), 659
- perfect\_score (*evalml.objectives.objective\_base.ObjectiveBase* property), 513
- perfect\_score (*evalml.objectives.ObjectiveBase* property), 662
- perfect\_score (*evalml.objectives.regression\_objective.RegressionObjective* property), 516
- perfect\_score (*evalml.objectives.RegressionObjective* property), 682
- perfect\_score (*evalml.objectives.time\_series\_regression\_objective.TimeSeriesRegressionObjective* property), 592
- pipeline\_number (*evalml.automl.automl\_algorithm.automl\_algorithm.AutoMLAlgorithm* property), 279
- pipeline\_number (*evalml.automl.automl\_algorithm.AutoMLAlgorithm* property), 287
- pipeline\_number (*evalml.automl.automl\_algorithm.default\_algorithm.DefaultAlgorithm* property), 282
- pipeline\_number (*evalml.automl.automl\_algorithm.DefaultAlgorithm* property), 290
- pipeline\_number (*evalml.automl.automl\_algorithm.iterative\_algorithm.IterativeAlgorithm* property), 285
- pipeline\_number (*evalml.automl.automl\_algorithm.IterativeAlgorithm* property), 293
- PipelineBase (class in *evalml.pipelines*), 1865
- PipelineBase (class in *evalml.pipelines.pipeline\_base*), 1696
- PipelineBaseMeta (class in *evalml.pipelines.pipeline\_meta*), 1702
- PipelineError, 451, 454
- PipelineErrorCodeEnum (class in *evalml.exceptions*), 451

454

PipelineErrorCodeEnum (class *evalml.exceptions.exceptions*), 451

PipelineNotFoundError, 451, 454

PipelineNotYetFittedError, 451, 454

PipelineScoreError, 451, 454

PipelineSearchPlots (class *evalml.automl.pipeline\_search\_plots*), 324

plot (*evalml.automl.automl\_search.AutoMLSearch* property), 319

plot (*evalml.automl.AutoMLSearch* property), 335

plot (*evalml.AutoMLSearch* property), 2049

plot\_decomposition() (*evalml.pipelines.components.PolynomialDecomposer* method), 1557

plot\_decomposition() (*evalml.pipelines.components.STLDecomposer* method), 1607

plot\_decomposition() (*evalml.pipelines.components.transformers.PolynomialDecomposer* method), 1367

plot\_decomposition() (*evalml.pipelines.components.transformers.preprocessing.polynomial\_decomposer.PolynomialDecomposer* method), 1230

plot\_decomposition() (*evalml.pipelines.components.transformers.preprocessing.polynomial\_decomposer.PolynomialDecomposer* method), 1171

plot\_decomposition() (*evalml.pipelines.components.transformers.preprocessing.polynomial\_decomposer.PolynomialDecomposer* method), 1198

plot\_decomposition() (*evalml.pipelines.components.transformers.preprocessing.polynomial\_decomposer.PolynomialDecomposer* method), 1256

plot\_decomposition() (*evalml.pipelines.components.transformers.preprocessing.stl\_decomposer.STLDecomposer* method), 1207

plot\_decomposition() (*evalml.pipelines.components.transformers.preprocessing.stl\_decomposer.STLDecomposer* method), 1263

plot\_decomposition() (*evalml.pipelines.components.transformers.STLDecomposer* method), 1396

PolynomialDecomposer (class *evalml.pipelines.components*), 1553

PolynomialDecomposer (class *evalml.pipelines.components.transformers*), 1363

PolynomialDecomposer (class *evalml.pipelines.components.transformers.preprocessing*), 1251

PolynomialDecomposer (class *evalml.pipelines.components.transformers.preprocessing.polynomial\_decomposer*), 1193

positive\_only() (*evalml.objectives.AccuracyBinary* method), 600

positive\_only() (*evalml.objectives.AccuracyMulticlass* method), 602

positive\_only() (*evalml.objectives.AUC* method), 604

positive\_only() (*evalml.objectives.AUCMacro* method), 606

positive\_only() (*evalml.objectives.AUCMicro* method), 608

positive\_only() (*evalml.objectives.AUCWeighted* method), 609

positive\_only() (*evalml.objectives.BalancedAccuracyBinary* method), 612

positive\_only() (*evalml.objectives.BalancedAccuracyMulticlass* method), 613

positive\_only() (*evalml.objectives.binary\_classification\_objective.BinaryClassificationObjective* method), 500

positive\_only() (*evalml.objectives.BinaryClassificationObjective* method), 617

positive\_only() (*evalml.objectives.cost\_benefit\_matrix.CostBenefitMatrix* method), 503

positive\_only() (*evalml.objectives.CostBenefitMatrix* method), 619

positive\_only() (*evalml.objectives.ExpVariance* method), 621

positive\_only() (*evalml.objectives.F1* method), 623

positive\_only() (*evalml.objectives.F1Macro* method), 624

positive\_only() (*evalml.objectives.F1Micro* method), 626

positive\_only() (*evalml.objectives.F1Weighted* method), 628

positive\_only() (*evalml.objectives.fraud\_cost.FraudCost* method), 505

positive\_only() (*evalml.objectives.FraudCost* method), 630

positive\_only() (*evalml.objectives.Gini* method), 635

positive\_only() (*evalml.objectives.lead\_scoring.LeadScoring* method), 508

positive\_only() (*evalml.objectives.LeadScoring* method), 637

positive\_only() (*evalml.objectives.LogLossBinary* method), 639

positive\_only() (*evalml.objectives.LogLossMulticlass* method), 641

positive\_only() (*evalml.objectives.MAE* method), 643

positive\_only() (*evalml.objectives.MAPE* method), 645

positive\_only() (*evalml.objectives.MASE* method), 646

positive\_only() (*evalml.objectives.MaxError* method), 648

positive\_only() (*evalml.objectives.MCCBinary* method), 650

positive\_only() (*evalml.objectives.MCCMulticlass* method), 650

`method`), 652  
`positive_only()` (`evalml.objectives.MeanSquaredLogError` `method`), 654  
`positive_only()` (`evalml.objectives.MedianAE` `method`), 656  
`positive_only()` (`evalml.objectives.MSE` `method`), 657  
`positive_only()` (`evalml.objectives.multiclass_classification_objective` `method`), 511  
`positive_only()` (`evalml.objectives.MulticlassClassificationObjective` `method`), 659  
`positive_only()` (`evalml.objectives.objective_base.ObjectiveBase` `method`), 513  
`positive_only()` (`evalml.objectives.ObjectiveBase` `method`), 662  
`positive_only()` (`evalml.objectives.Precision` `method`), 665  
`positive_only()` (`evalml.objectives.PrecisionMacro` `method`), 666  
`positive_only()` (`evalml.objectives.PrecisionMicro` `method`), 668  
`positive_only()` (`evalml.objectives.PrecisionWeighted` `method`), 670  
`positive_only()` (`evalml.objectives.R2` `method`), 672  
`positive_only()` (`evalml.objectives.Recall` `method`), 674  
`positive_only()` (`evalml.objectives.RecallMacro` `method`), 676  
`positive_only()` (`evalml.objectives.RecallMicro` `method`), 677  
`positive_only()` (`evalml.objectives.RecallWeighted` `method`), 679  
`positive_only()` (`evalml.objectives.regression_objective.RegressionObjective` `method`), 516  
`positive_only()` (`evalml.objectives.RegressionObjective` `method`), 682  
`positive_only()` (`evalml.objectives.RootMeanSquaredError` `method`), 684  
`positive_only()` (`evalml.objectives.RootMeanSquaredLogError` `method`), 686  
`positive_only()` (`evalml.objectives.sensitivity_low_alert.SensitivityLowAlert` `method`), 519  
`positive_only()` (`evalml.objectives.SensitivityLowAlert` `method`), 688  
`positive_only()` (`evalml.objectives.SMAPE` `method`), 690  
`positive_only()` (`evalml.objectives.standard_metrics.Accuracy` `method`), 523  
`positive_only()` (`evalml.objectives.standard_metrics.Accuracy` `method`), 524  
`positive_only()` (`evalml.objectives.standard_metrics.AUC` `method`), 527  
`positive_only()` (`evalml.objectives.standard_metrics.AUC` `method`), 528  
`positive_only()` (`evalml.objectives.standard_metrics.AUC` `method`), 530  
`positive_only()` (`evalml.objectives.standard_metrics.AUCWeighted` `method`), 532  
`positive_only()` (`evalml.objectives.standard_metrics.BalancedAccuracy` `method`), 534  
`positive_only()` (`evalml.objectives.standard_metrics.BalancedAccuracy` `method`), 535  
`positive_only()` (`evalml.objectives.standard_metrics.BinaryCrossClassificationObjective` `method`), 537  
`positive_only()` (`evalml.objectives.standard_metrics.ExpVariance` `method`), 540  
`positive_only()` (`evalml.objectives.standard_metrics.F1` `method`), 540  
`positive_only()` (`evalml.objectives.standard_metrics.F1Macro` `method`), 541  
`positive_only()` (`evalml.objectives.standard_metrics.F1Micro` `method`), 543  
`positive_only()` (`evalml.objectives.standard_metrics.F1Weighted` `method`), 545  
`positive_only()` (`evalml.objectives.standard_metrics.Gini` `method`), 547  
`positive_only()` (`evalml.objectives.standard_metrics.LogLossBinary` `method`), 549  
`positive_only()` (`evalml.objectives.standard_metrics.LogLossMulticlass` `method`), 551  
`positive_only()` (`evalml.objectives.standard_metrics.MAE` `method`), 553  
`positive_only()` (`evalml.objectives.standard_metrics.MAPE` `method`), 555  
`positive_only()` (`evalml.objectives.standard_metrics.MASE` `method`), 556  
`positive_only()` (`evalml.objectives.standard_metrics.MaxError` `method`), 558  
`positive_only()` (`evalml.objectives.standard_metrics.MCCBinary` `method`), 560  
`positive_only()` (`evalml.objectives.standard_metrics.MCCMulticlass` `method`), 562  
`positive_only()` (`evalml.objectives.standard_metrics.MeanSquaredLogError` `method`), 564  
`positive_only()` (`evalml.objectives.standard_metrics.MedianAE` `method`), 566  
`positive_only()` (`evalml.objectives.standard_metrics.MSE` `method`), 567  
`positive_only()` (`evalml.objectives.standard_metrics.Precision` `method`), 570  
`positive_only()` (`evalml.objectives.standard_metrics.PrecisionMacro` `method`), 571  
`positive_only()` (`evalml.objectives.standard_metrics.PrecisionMicro` `method`), 573  
`positive_only()` (`evalml.objectives.standard_metrics.PrecisionWeighted` `method`), 575  
`positive_only()` (`evalml.objectives.standard_metrics.R2` `method`), 577  
`positive_only()` (`evalml.objectives.standard_metrics.Recall` `method`), 579  
`positive_only()` (`evalml.objectives.standard_metrics.RecallMacro` `method`), 581



method), 581

positive\_only() (evalml.objectives.standard\_metrics.RecallMacro method), 582

positive\_only() (evalml.objectives.standard\_metrics.RecallMicro method), 584

positive\_only() (evalml.objectives.standard\_metrics.RecallWeighted method), 586

positive\_only() (evalml.objectives.standard\_metrics.RoCAUC method), 588

positive\_only() (evalml.objectives.standard\_metrics.SMAUC method), 589

positive\_only() (evalml.objectives.time\_series\_regression\_objective method), 592

Precision (class in evalml.objectives), 663

Precision (class in evalml.objectives.standard\_metrics), 568

precision\_recall\_curve() (in module evalml.model\_understanding), 495

precision\_recall\_curve() (in module evalml.model\_understanding.metrics), 472

PrecisionMacro (class in evalml.objectives), 665

PrecisionMacro (class in evalml.objectives.standard\_metrics), 570

PrecisionMicro (class in evalml.objectives), 667

PrecisionMicro (class in evalml.objectives.standard\_metrics), 572

PrecisionWeighted (class in evalml.objectives), 669

PrecisionWeighted (class in evalml.objectives.standard\_metrics), 574

predict() (evalml.pipelines.ARIMAREgressor method), 1760

predict() (evalml.pipelines.binary\_classification\_pipeline.BinaryClassificationPipeline method), 1665

predict() (evalml.pipelines.BinaryClassificationPipeline method), 1766

predict() (evalml.pipelines.CatBoostClassifier method), 1770

predict() (evalml.pipelines.CatBoostRegressor method), 1773

predict() (evalml.pipelines.classification\_pipeline.ClassificationPipeline method), 1672

predict() (evalml.pipelines.ClassificationPipeline method), 1778

predict() (evalml.pipelines.component\_graph.ComponentGraph method), 1679

predict() (evalml.pipelines.ComponentGraph method), 1785

predict() (evalml.pipelines.components.ARIMAREgressor method), 1437

predict() (evalml.pipelines.components.BaselineClassifier method), 1441

predict() (evalml.pipelines.components.BaselineRegressor method), 1444

predict() (evalml.pipelines.components.CatBoostClassifier method), 1447

predict() (evalml.pipelines.components.CatBoostRegressor method), 1451

predict() (evalml.pipelines.components.DecisionTreeClassifier method), 1460

predict() (evalml.pipelines.components.DecisionTreeRegressor method), 1464

predict() (evalml.pipelines.components.ElasticNetClassifier method), 1480

predict() (evalml.pipelines.components.ElasticNetRegressor method), 1483

predict() (evalml.pipelines.ensemble.StackedEnsembleBase method), 693

predict() (evalml.pipelines.components.ensemble.StackedEnsembleClassifier method), 698

predict() (evalml.pipelines.components.ensemble.StackedEnsembleRegressor method), 702

predict() (evalml.pipelines.components.ensemble.StackedEnsembleBase method), 705

predict() (evalml.pipelines.components.ensemble.StackedEnsembleClassifier method), 709

predict() (evalml.pipelines.components.ensemble.StackedEnsembleRegressor method), 713

predict() (evalml.pipelines.components.Estimator method), 1488

predict() (evalml.pipelines.components.estimators.ARIMAREgressor method), 952

predict() (evalml.pipelines.components.estimators.BaselineClassifier method), 955

predict() (evalml.pipelines.components.estimators.BaselineRegressor method), 958

predict() (evalml.pipelines.components.estimators.CatBoostClassifier method), 961

predict() (evalml.pipelines.components.estimators.CatBoostRegressor method), 965

predict() (evalml.pipelines.components.estimators.classifiers.baseline\_classifier.BaselineClassifier method), 718

predict() (evalml.pipelines.components.estimators.classifiers.BaselineClassifier method), 771

predict() (evalml.pipelines.components.estimators.classifiers.catboost\_classifier.CatBoostClassifier method), 721

predict() (evalml.pipelines.components.estimators.classifiers.CatBoostClassifier method), 774

predict() (evalml.pipelines.components.estimators.classifiers.decision\_tree.DecisionTreeClassifier method), 725

predict() (evalml.pipelines.components.estimators.classifiers.DecisionTreeClassifier method), 778

predict() (evalml.pipelines.components.estimators.classifiers.elasticnet\_classifier.ElasticNetClassifier method), 730

predict() (evalml.pipelines.components.estimators.classifiers.ElasticNetClassifier method), 782

predict() (evalml.pipelines.components.estimators.classifiers.et\_classifier.ExtraTreesClassifier method), 734

predict() (evalml.pipelines.components.estimators.classifiers.ExtraTreesClassifier method), 785

<code>method</code> ), 785	<code>method</code> ), 997
<code>predict()</code> ( <code>evalml.pipelines.components.estimators.classifiers.KNeighborsClassifier</code> , <code>method</code> ), 738	<code>predict()</code> ( <code>evalml.pipelines.components.estimators.LightGBMClassifier</code> , <code>method</code> ), 1001
<code>predict()</code> ( <code>evalml.pipelines.components.estimators.classifiers.KNeighborsClassifier</code> , <code>method</code> ), 789	<code>predict()</code> ( <code>evalml.pipelines.components.estimators.LightGBMRegressor</code> , <code>method</code> ), 1004
<code>predict()</code> ( <code>evalml.pipelines.components.estimators.classifiers.LogisticRegressionClassifier</code> , <code>method</code> ), 742	<code>predict()</code> ( <code>evalml.pipelines.components.estimators.LinearRegressor</code> , <code>method</code> ), 1007
<code>predict()</code> ( <code>evalml.pipelines.components.estimators.classifiers.LogisticRegressionClassifier</code> , <code>method</code> ), 793	<code>predict()</code> ( <code>evalml.pipelines.components.estimators.LogisticRegressionClassifier</code> , <code>method</code> ), 1011
<code>predict()</code> ( <code>evalml.pipelines.components.estimators.classifiers.MulticlassLogisticRegressionClassifier</code> , <code>method</code> ), 746	<code>predict()</code> ( <code>evalml.pipelines.components.estimators.MultiseriesTimeSeriesRegressor</code> , <code>method</code> ), 1014
<code>predict()</code> ( <code>evalml.pipelines.components.estimators.classifiers.ProphetClassifier</code> , <code>method</code> ), 796	<code>predict()</code> ( <code>evalml.pipelines.components.estimators.ProphetRegressor</code> , <code>method</code> ), 1017
<code>predict()</code> ( <code>evalml.pipelines.components.estimators.classifiers.RandomForestClassifier</code> , <code>method</code> ), 800	<code>predict()</code> ( <code>evalml.pipelines.components.estimators.RandomForestClassifier</code> , <code>method</code> ), 1021
<code>predict()</code> ( <code>evalml.pipelines.components.estimators.classifiers.RandomForestClassifier</code> , <code>method</code> ), 749	<code>predict()</code> ( <code>evalml.pipelines.components.estimators.RandomForestRegressor</code> , <code>method</code> ), 1024
<code>predict()</code> ( <code>evalml.pipelines.components.estimators.classifiers.SVMClassifier</code> , <code>method</code> ), 753	<code>predict()</code> ( <code>evalml.pipelines.components.estimators.regressors.arima_regressor</code> , <code>method</code> ), 818
<code>predict()</code> ( <code>evalml.pipelines.components.estimators.classifiers.XGBoostClassifier</code> , <code>method</code> ), 803	<code>predict()</code> ( <code>evalml.pipelines.components.estimators.regressors.ARIMARegressor</code> , <code>method</code> ), 888
<code>predict()</code> ( <code>evalml.pipelines.components.estimators.classifiers.VowpalWabbitBinaryClassifier</code> , <code>method</code> ), 757	<code>predict()</code> ( <code>evalml.pipelines.components.estimators.regressors.baseline_regressor</code> , <code>method</code> ), 822
<code>predict()</code> ( <code>evalml.pipelines.components.estimators.classifiers.VowpalWabbitBinaryClassifier</code> , <code>method</code> ), 760	<code>predict()</code> ( <code>evalml.pipelines.components.estimators.BaselineRegressor</code> , <code>method</code> ), 891
<code>predict()</code> ( <code>evalml.pipelines.components.estimators.classifiers.VowpalWabbitMulticlassClassifier</code> , <code>method</code> ), 764	<code>predict()</code> ( <code>evalml.pipelines.components.estimators.CatBoostRegressor</code> , <code>method</code> ), 826
<code>predict()</code> ( <code>evalml.pipelines.components.estimators.classifiers.WalshPipelineClassifier</code> , <code>method</code> ), 806	<code>predict()</code> ( <code>evalml.pipelines.components.estimators.regressors.CatBoostRegressor</code> , <code>method</code> ), 894
<code>predict()</code> ( <code>evalml.pipelines.components.estimators.classifiers.WalshPipelineClassifier</code> , <code>method</code> ), 810	<code>predict()</code> ( <code>evalml.pipelines.components.estimators.regressors.decision_tree_reg</code> , <code>method</code> ), 830
<code>predict()</code> ( <code>evalml.pipelines.components.estimators.classifiers.XGBoostClassifier</code> , <code>method</code> ), 767	<code>predict()</code> ( <code>evalml.pipelines.components.estimators.regressors.DecisionTreeRegressor</code> , <code>method</code> ), 898
<code>predict()</code> ( <code>evalml.pipelines.components.estimators.classifiers.XGBoostClassifier</code> , <code>method</code> ), 813	<code>predict()</code> ( <code>evalml.pipelines.components.estimators.regressors.elasticnet_regression</code> , <code>method</code> ), 833
<code>predict()</code> ( <code>evalml.pipelines.components.estimators.DecisionTreeClassifier</code> , <code>method</code> ), 968	<code>predict()</code> ( <code>evalml.pipelines.components.estimators.regressors.ElasticNetRegressor</code> , <code>method</code> ), 901
<code>predict()</code> ( <code>evalml.pipelines.components.estimators.DecisionTreeClassifier</code> , <code>method</code> ), 972	<code>predict()</code> ( <code>evalml.pipelines.components.estimators.regressors.et_regressor</code> , <code>method</code> ), 838
<code>predict()</code> ( <code>evalml.pipelines.components.estimators.ElasticNetClassifier</code> , <code>method</code> ), 976	<code>predict()</code> ( <code>evalml.pipelines.components.estimators.regressors.exponential_smoothing_regressor</code> , <code>method</code> ), 842
<code>predict()</code> ( <code>evalml.pipelines.components.estimators.ElasticNetClassifier</code> , <code>method</code> ), 979	<code>predict()</code> ( <code>evalml.pipelines.components.estimators.regressors.ExponentialSmoothingRegressor</code> , <code>method</code> ), 905
<code>predict()</code> ( <code>evalml.pipelines.components.estimators.Estimator</code> , <code>method</code> ), 982	<code>predict()</code> ( <code>evalml.pipelines.components.estimators.regressors.ExtraTreesRegressor</code> , <code>method</code> ), 909
<code>predict()</code> ( <code>evalml.pipelines.components.estimators.estimator_base_class</code> , <code>method</code> ), 946	<code>predict()</code> ( <code>evalml.pipelines.components.estimators.regressors.lightgbm_regressor</code> , <code>method</code> ), 847
<code>predict()</code> ( <code>evalml.pipelines.components.estimators.ExponentialSmoothingClassifier</code> , <code>method</code> ), 986	<code>predict()</code> ( <code>evalml.pipelines.components.estimators.regressors.LightGBMRegressor</code> , <code>method</code> ), 913
<code>predict()</code> ( <code>evalml.pipelines.components.estimators.ExtraTreesClassifier</code> , <code>method</code> ), 990	<code>predict()</code> ( <code>evalml.pipelines.components.estimators.regressors.linear_regression</code> , <code>method</code> ), 850
<code>predict()</code> ( <code>evalml.pipelines.components.estimators.ExtraTreesClassifier</code> , <code>method</code> ), 994	<code>predict()</code> ( <code>evalml.pipelines.components.estimators.regressors.LinearRegression</code> , <code>method</code> ), 916
<code>predict()</code> ( <code>evalml.pipelines.components.estimators.KNeighborsClassifier</code> , <code>method</code> ), 785	<code>predict()</code> ( <code>evalml.pipelines.components.estimators.regressors.multiseries_time_series_regressor</code> , <code>method</code> ), 818

method), 854

`predict()` (evalml.pipelines.components.estimators.regressors.LinearRegression), 919

`predict()` (evalml.pipelines.components.estimators.regressors.PolynomialRegression), 859

`predict()` (evalml.pipelines.components.estimators.regressors.ProphetRegressor), 923

`predict()` (evalml.pipelines.components.estimators.regressors.RandomForestRegressor), 927

`predict()` (evalml.pipelines.components.estimators.regressors.StackedEnsembleRegressor), 863

`predict()` (evalml.pipelines.components.estimators.regressors.StackedEnsembleRegressor), 867

`predict()` (evalml.pipelines.components.estimators.regressors.StackedEnsembleRegressor), 930

`predict()` (evalml.pipelines.components.estimators.regressors.StackedEnsembleRegressor), 870

`predict()` (evalml.pipelines.components.estimators.regressors.StackedEnsembleRegressor), 933

`predict()` (evalml.pipelines.components.estimators.regressors.StackedEnsembleRegressor), 875

`predict()` (evalml.pipelines.components.estimators.regressors.StackedEnsembleRegressor), 936

`predict()` (evalml.pipelines.components.estimators.regressors.StackedEnsembleRegressor), 878

`predict()` (evalml.pipelines.components.estimators.regressors.StackedEnsembleRegressor), 940

`predict()` (evalml.pipelines.components.estimators.regressors.StackedEnsembleRegressor), 882

`predict()` (evalml.pipelines.components.estimators.regressors.StackedEnsembleRegressor), 943

`predict()` (evalml.pipelines.components.estimators.SVMClassifier), 1027

`predict()` (evalml.pipelines.components.estimators.SVMRegressor), 1030

`predict()` (evalml.pipelines.components.estimators.TimeSeriesBaselineEstimator), 1033

`predict()` (evalml.pipelines.components.estimators.VARMAXRegressor), 1037

`predict()` (evalml.pipelines.components.estimators.VowpalWabbitBinaryClassifier), 1040

`predict()` (evalml.pipelines.components.estimators.VowpalWabbitMulticlassClassifier), 1043

`predict()` (evalml.pipelines.components.estimators.VowpalWabbitRegressor), 1046

`predict()` (evalml.pipelines.components.estimators.XGBoostClassifier), 1049

`predict()` (evalml.pipelines.components.estimators.XGBoostRegressor), 1052

`predict()` (evalml.pipelines.components.ExponentialSmoothingRegressor), 1492

`predict()` (evalml.pipelines.components.ExtraTreesClassifier), 1496

`predict()` (evalml.pipelines.components.ExtraTreesRegressor), 1499

`predict()` (evalml.pipelines.components.estimators.regressors.LinearRegression), 1508

`predict()` (evalml.pipelines.components.estimators.regressors.PolynomialRegression), 1515

`predict()` (evalml.pipelines.components.LightGBMRegressor), 1518

`predict()` (evalml.pipelines.components.LinearRegressor), 1524

`predict()` (evalml.pipelines.components.LogisticRegressionClassifier), 1527

`predict()` (evalml.pipelines.components.MultiseriesTimeSeriesBaselineEstimator), 1535

`predict()` (evalml.pipelines.components.ProphetRegressor), 1561

`predict()` (evalml.pipelines.components.StackedEnsembleClassifier), 1564

`predict()` (evalml.pipelines.components.RandomForestRegressor), 1567

`predict()` (evalml.pipelines.components.StackedEnsembleRegressor), 1591

`predict()` (evalml.pipelines.components.StackedEnsembleClassifier), 1595

`predict()` (evalml.pipelines.components.VowpalWabbitBinaryClassifier), 1599

`predict()` (evalml.pipelines.components.SVMClassifier), 1611

`predict()` (evalml.pipelines.components.SVMRegressor), 1614

`predict()` (evalml.pipelines.components.TimeSeriesBaselineEstimator), 1622

`predict()` (evalml.pipelines.components.Utils.WrappedSKClassifier), 1429

`predict()` (evalml.pipelines.components.Utils.WrappedSKRegressor), 1431

`predict()` (evalml.pipelines.components.VARMAXRegressor), 1643

`predict()` (evalml.pipelines.components.VowpalWabbitBinaryClassifier), 1646

`predict()` (evalml.pipelines.components.VowpalWabbitMulticlassClassifier), 1649

`predict()` (evalml.pipelines.components.VowpalWabbitRegressor), 1652

`predict()` (evalml.pipelines.components.XGBoostClassifier), 1655

`predict()` (evalml.pipelines.components.XGBoostRegressor), 1658

`predict()` (evalml.pipelines.DecisionTreeClassifier), 1788

`predict()` (evalml.pipelines.DecisionTreeRegressor), 1792

`predict()` (evalml.pipelines.ElasticNetClassifier), 1801

`predict()` (evalml.pipelines.ElasticNetRegressor), 1801

method), 1804

`predict()` (*evalml.pipelines.Estimator* method), 1807

`predict()` (*evalml.pipelines.ExponentialSmoothingRegressor* method), 1811

`predict()` (*evalml.pipelines.ExtraTreesClassifier* method), 1814

`predict()` (*evalml.pipelines.ExtraTreesRegressor* method), 1818

`predict()` (*evalml.pipelines.KNeighborsClassifier* method), 1827

`predict()` (*evalml.pipelines.LightGBMClassifier* method), 1830

`predict()` (*evalml.pipelines.LightGBMRegressor* method), 1834

`predict()` (*evalml.pipelines.LinearRegressor* method), 1837

`predict()` (*evalml.pipelines.LogisticRegressionClassifier* method), 1840

`predict()` (*evalml.pipelines.multiclass\_classification\_pipeline.MulticlassClassificationPipeline* method), 1685

`predict()` (*evalml.pipelines.MulticlassClassificationPipeline* method), 1846

`predict()` (*evalml.pipelines.multiseries\_regression\_pipeline.MultiseriesRegressionPipeline* method), 1693

`predict()` (*evalml.pipelines.MultiseriesRegressionPipeline* method), 1854

`predict()` (*evalml.pipelines.pipeline\_base.PipelineBase* method), 1700

`predict()` (*evalml.pipelines.PipelineBase* method), 1869

`predict()` (*evalml.pipelines.ProphetRegressor* method), 1873

`predict()` (*evalml.pipelines.RandomForestClassifier* method), 1876

`predict()` (*evalml.pipelines.RandomForestRegressor* method), 1880

`predict()` (*evalml.pipelines.regression\_pipeline.RegressionPipeline* method), 1708

`predict()` (*evalml.pipelines.RegressionPipeline* method), 1885

`predict()` (*evalml.pipelines.StackedEnsembleBase* method), 1897

`predict()` (*evalml.pipelines.StackedEnsembleClassifier* method), 1901

`predict()` (*evalml.pipelines.StackedEnsembleRegressor* method), 1905

`predict()` (*evalml.pipelines.SVMClassifier* method), 1911

`predict()` (*evalml.pipelines.SVMRegressor* method), 1914

`predict()` (*evalml.pipelines.time\_series\_classification\_pipelines.TimeSeriesClassificationPipeline* method), 1716

`predict()` (*evalml.pipelines.time\_series\_classification\_pipelines.TimeSeriesClassificationPipeline* method), 1723

`predict()` (*evalml.pipelines.time\_series\_classification\_pipelines.TimeSeriesClassificationPipeline* method), 1731

`predict()` (*evalml.pipelines.time\_series\_pipeline\_base.TimeSeriesPipelineBase* method), 1738

`predict()` (*evalml.pipelines.time\_series\_regression\_pipeline.TimeSeriesRegressionPipeline* method), 1747

`predict()` (*evalml.pipelines.TimeSeriesBinaryClassificationPipeline* method), 1923

`predict()` (*evalml.pipelines.TimeSeriesClassificationPipeline* method), 1930

`predict()` (*evalml.pipelines.TimeSeriesMulticlassClassificationPipeline* method), 1944

`predict()` (*evalml.pipelines.TimeSeriesRegressionPipeline* method), 1953

`predict()` (*evalml.pipelines.VARMAXRegressor* method), 1963

`predict()` (*evalml.pipelines.VowpalWabbitBinaryClassifier* method), 1966

`predict()` (*evalml.pipelines.VowpalWabbitMulticlassClassifier* method), 1969

`predict()` (*evalml.pipelines.VowpalWabbitRegressor* method), 1972

`predict()` (*evalml.pipelines.XGBoostClassifier* method), 1975

`predict()` (*evalml.pipelines.XGBoostRegressor* method), 1978

`predict_in_sample()` (*evalml.pipelines.multiseries\_regression\_pipeline.MultiseriesRegressionPipeline* method), 1693

`predict_in_sample()` (*evalml.pipelines.MultiseriesRegressionPipeline* method), 1854

`predict_in_sample()` (*evalml.pipelines.time\_series\_classification\_pipelines.TimeSeriesClassificationPipeline* method), 1716

`predict_in_sample()` (*evalml.pipelines.time\_series\_classification\_pipelines.TimeSeriesClassificationPipeline* method), 1723

`predict_in_sample()` (*evalml.pipelines.time\_series\_classification\_pipelines.TimeSeriesClassificationPipeline* method), 1731

`predict_in_sample()` (*evalml.pipelines.time\_series\_pipeline\_base.TimeSeriesPipelineBase* method), 1739

`predict_in_sample()` (*evalml.pipelines.time\_series\_regression\_pipeline.TimeSeriesRegressionPipeline* method), 1748

`predict_in_sample()` (*evalml.pipelines.TimeSeriesBinaryClassificationPipeline* method), 1923

`predict_in_sample()` (*evalml.pipelines.TimeSeriesClassificationPipeline* method), 1930

`predict_in_sample()` (*evalml.pipelines.TimeSeriesClassificationPipeline* method), 1944

`predict_in_sample()` (*evalml.pipelines.TimeSeriesRegressionPipeline* method), 1953



`(evalml.pipelines.TimeSeriesMulticlassClassificationPipeline`  
`method), 1944`  
`predict_in_sample()`  
`(evalml.pipelines.TimeSeriesRegressionPipeline`  
`method), 1953`  
`predict_proba()` (`evalml.pipelines.ARIMARegressor`  
`method), 1760`  
`predict_proba()` (`evalml.pipelines.binary_classification_pipeline`  
`method), 1665`  
`predict_proba()` (`evalml.pipelines.BinaryClassificationPipeline`  
`method), 1766`  
`predict_proba()` (`evalml.pipelines.CatBoostClassifier`  
`method), 1770`  
`predict_proba()` (`evalml.pipelines.CatBoostRegressor`  
`method), 1773`  
`predict_proba()` (`evalml.pipelines.classification_pipeline`  
`method), 1673`  
`predict_proba()` (`evalml.pipelines.ClassificationPipeline`  
`method), 1779`  
`predict_proba()` (`evalml.pipelines.components.ARIMARegressor`  
`method), 1437`  
`predict_proba()` (`evalml.pipelines.components.BaselineClassifier`  
`method), 1441`  
`predict_proba()` (`evalml.pipelines.components.BaselineRegressor`  
`method), 1444`  
`predict_proba()` (`evalml.pipelines.components.CatBoostClassifier`  
`method), 1447`  
`predict_proba()` (`evalml.pipelines.components.CatBoostRegressor`  
`method), 1451`  
`predict_proba()` (`evalml.pipelines.components.DecisionTreeClassifier`  
`method), 1460`  
`predict_proba()` (`evalml.pipelines.components.DecisionTreeRegressor`  
`method), 1464`  
`predict_proba()` (`evalml.pipelines.components.ElasticNetClassifier`  
`method), 1480`  
`predict_proba()` (`evalml.pipelines.components.ElasticNetRegressor`  
`method), 1483`  
`predict_proba()` (`evalml.pipelines.components.ensemble.BaggingClassifier`  
`method), 694`  
`predict_proba()` (`evalml.pipelines.components.ensemble.BaggingRegressor`  
`method), 698`  
`predict_proba()` (`evalml.pipelines.components.ensemble.GradientBoostingClassifier`  
`method), 702`  
`predict_proba()` (`evalml.pipelines.components.ensemble.GradientBoostingRegressor`  
`method), 706`  
`predict_proba()` (`evalml.pipelines.components.ensemble.RandomForestClassifier`  
`method), 709`  
`predict_proba()` (`evalml.pipelines.components.ensemble.RandomForestRegressor`  
`method), 713`  
`predict_proba()` (`evalml.pipelines.components.Estimator`  
`method), 1489`  
`predict_proba()` (`evalml.pipelines.components.estimator.BaseEstimator`  
`method), 952`  
`predict_proba()` (`evalml.pipelines.components.estimator.BaseTimeSeriesEstimator`  
`method), 955`  
`predict_proba()` (`evalml.pipelines.components.estimators.BaselineRegressor`  
`method), 958`  
`predict_proba()` (`evalml.pipelines.components.estimators.CatBoostClassifier`  
`method), 961`  
`predict_proba()` (`evalml.pipelines.components.estimators.CatBoostRegressor`  
`method), 965`  
`predict_proba()` (`evalml.pipelines.components.estimators.classifiers.baseline`  
`method), 718`  
`predict_proba()` (`evalml.pipelines.components.estimators.classifiers.BaselineClassifier`  
`method), 771`  
`predict_proba()` (`evalml.pipelines.components.estimators.classifiers.cath`  
`method), 721`  
`predict_proba()` (`evalml.pipelines.components.estimators.classifiers.Cat`  
`method), 774`  
`predict_proba()` (`evalml.pipelines.components.estimators.classifiers.dec`  
`method), 726`  
`predict_proba()` (`evalml.pipelines.components.estimators.classifiers.Dec`  
`method), 778`  
`predict_proba()` (`evalml.pipelines.components.estimators.classifiers.elas`  
`method), 730`  
`predict_proba()` (`evalml.pipelines.components.estimators.classifiers.Ela`  
`method), 782`  
`predict_proba()` (`evalml.pipelines.components.estimators.classifiers.et_c`  
`method), 734`  
`predict_proba()` (`evalml.pipelines.components.estimators.classifiers.Ext`  
`method), 786`  
`predict_proba()` (`evalml.pipelines.components.estimators.classifiers.kne`  
`method), 738`  
`predict_proba()` (`evalml.pipelines.components.estimators.classifiers.KN`  
`method), 789`  
`predict_proba()` (`evalml.pipelines.components.estimators.classifiers.ligh`  
`method), 742`  
`predict_proba()` (`evalml.pipelines.components.estimators.classifiers.Lig`  
`method), 793`  
`predict_proba()` (`evalml.pipelines.components.estimators.classifiers.logi`  
`method), 746`  
`predict_proba()` (`evalml.pipelines.components.estimators.classifiers.Log`  
`method), 796`  
`predict_proba()` (`evalml.pipelines.components.estimators.classifiers.Ran`  
`method), 800`  
`predict_proba()` (`evalml.pipelines.components.estimators.classifiers.rf_c`  
`method), 750`  
`predict_proba()` (`evalml.pipelines.components.estimators.classifiers.svm`  
`method), 753`  
`predict_proba()` (`evalml.pipelines.components.estimators.classifiers.SVM`  
`method), 803`  
`predict_proba()` (`evalml.pipelines.components.estimators.classifiers.vow`  
`method), 757`  
`predict_proba()` (`evalml.pipelines.components.estimators.classifiers.vow`  
`method), 760`  
`predict_proba()` (`evalml.pipelines.components.estimators.classifiers.vow`  
`method), 764`  
`predict_proba()` (`evalml.pipelines.components.estimators.classifiers.Vow`  
`method), 764`



*method*), 883

`predict_proba()` (`evalml.pipelines.components.estimators.XGBClassifier`), 943

`predict_proba()` (`evalml.pipelines.components.estimators.XGBClassifier`), 1027

`predict_proba()` (`evalml.pipelines.components.estimators.XGBClassifier`), 1030

`predict_proba()` (`evalml.pipelines.components.estimators.XGBClassifier`), 1034

`predict_proba()` (`evalml.pipelines.components.estimators.XGBClassifier`), 1037

`predict_proba()` (`evalml.pipelines.components.estimators.XGBClassifier`), 1040

`predict_proba()` (`evalml.pipelines.components.estimators.XGBClassifier`), 1043

`predict_proba()` (`evalml.pipelines.components.estimators.XGBClassifier`), 1046

`predict_proba()` (`evalml.pipelines.components.estimators.XGBClassifier`), 1049

`predict_proba()` (`evalml.pipelines.components.estimators.XGBClassifier`), 1052

`predict_proba()` (`evalml.pipelines.components.ExponentialSmoothingRegressor`), 1492

`predict_proba()` (`evalml.pipelines.components.ExtraTreesClassifier`), 1496

`predict_proba()` (`evalml.pipelines.components.ExtraTreesClassifier`), 1499

`predict_proba()` (`evalml.pipelines.components.KNeighborsClassifier`), 1508

`predict_proba()` (`evalml.pipelines.components.LightGBMClassifier`), 1515

`predict_proba()` (`evalml.pipelines.components.LightGBMClassifier`), 1518

`predict_proba()` (`evalml.pipelines.components.LinearRegression`), 1524

`predict_proba()` (`evalml.pipelines.components.LogisticRegressionClassifier`), 1527

`predict_proba()` (`evalml.pipelines.components.MultiseriesTimeSeriesRegressor`), 1536

`predict_proba()` (`evalml.pipelines.components.ProphetRegressor`), 1561

`predict_proba()` (`evalml.pipelines.components.RandomForestClassifier`), 1564

`predict_proba()` (`evalml.pipelines.components.RandomForestRegressor`), 1567

`predict_proba()` (`evalml.pipelines.components.StackedEnsembleClassifier`), 1592

`predict_proba()` (`evalml.pipelines.components.StackedEnsembleClassifier`), 1595

`predict_proba()` (`evalml.pipelines.components.StackedEnsembleClassifier`), 1599

`predict_proba()` (`evalml.pipelines.components.SVMClassifier`), 1611

`predict_proba()` (`evalml.pipelines.components.SVMRegressor`), 1614

`predict_proba()` (`evalml.pipelines.components.TimeSeriesBaselineEstimator`), 1623

`predict_proba()` (`evalml.pipelines.components.utils.WrappedSKClassifier`), 1429

`predict_proba()` (`evalml.pipelines.components.VARMAXRegressor`), 1643

`predict_proba()` (`evalml.pipelines.components.VowpalWabbitBinaryClassifier`), 1646

`predict_proba()` (`evalml.pipelines.components.VowpalWabbitMulticlassClassifier`), 1649

`predict_proba()` (`evalml.pipelines.components.VowpalWabbitRegressor`), 1652

`predict_proba()` (`evalml.pipelines.components.XGBoostClassifier`), 1655

`predict_proba()` (`evalml.pipelines.components.XGBoostRegressor`), 1658

`predict_proba()` (`evalml.pipelines.DecisionTreeClassifier`), 1789

`predict_proba()` (`evalml.pipelines.DecisionTreeRegressor`), 1793

`predict_proba()` (`evalml.pipelines.ElasticNetClassifier`), 1801

`predict_proba()` (`evalml.pipelines.ElasticNetRegressor`), 1804

`predict_proba()` (`evalml.pipelines.Estimator`), 1808

`predict_proba()` (`evalml.pipelines.ExponentialSmoothingRegressor`), 1811

`predict_proba()` (`evalml.pipelines.ExtraTreesClassifier`), 1815

`predict_proba()` (`evalml.pipelines.ExtraTreesRegressor`), 1818

`predict_proba()` (`evalml.pipelines.KNeighborsClassifier`), 1827

`predict_proba()` (`evalml.pipelines.LightGBMClassifier`), 1831

`predict_proba()` (`evalml.pipelines.LightGBMRegressor`), 1834

`predict_proba()` (`evalml.pipelines.LinearRegressor`), 1837

`predict_proba()` (`evalml.pipelines.LogisticRegressionClassifier`), 1840

`predict_proba()` (`evalml.pipelines.multiclass_classification_pipeline.MulticlassClassificationPipeline`), 1686

`predict_proba()` (`evalml.pipelines.MulticlassClassificationPipeline`), 1847

`predict_proba()` (`evalml.pipelines.ProphetRegressor`), 1873

`predict_proba()` (`evalml.pipelines.RandomForestClassifier`), 1877

`predict_proba()` (`evalml.pipelines.RandomForestRegressor`), 1880

`predict_proba()` (`evalml.pipelines.StackedEnsembleBase`), 1880

method), 1898

`predict_proba()` (`evalml.pipelines.StackedEnsembleClassifier` method), 1901

`predict_proba()` (`evalml.pipelines.StackedEnsembleRegressor` method), 1905

`predict_proba()` (`evalml.pipelines.SVMClassifier` method), 1911

`predict_proba()` (`evalml.pipelines.SVMRegressor` method), 1914

`predict_proba()` (`evalml.pipelines.time_series_classification_pipeline` method), 1716

`predict_proba()` (`evalml.pipelines.time_series_classification_pipeline` method), 1724

`predict_proba()` (`evalml.pipelines.time_series_classification_pipeline` method), 1731

`predict_proba()` (`evalml.pipelines.TimeSeriesBinaryClassificationPipeline` method), 1924

`predict_proba()` (`evalml.pipelines.TimeSeriesClassificationPipeline` method), 1931

`predict_proba()` (`evalml.pipelines.TimeSeriesMulticlassClassificationPipeline` method), 1944

`predict_proba()` (`evalml.pipelines.VARMAXRegressor` method), 1963

`predict_proba()` (`evalml.pipelines.VowpalWabbitBinaryClassifier` method), 1966

`predict_proba()` (`evalml.pipelines.VowpalWabbitMulticlassClassifier` method), 1969

`predict_proba()` (`evalml.pipelines.VowpalWabbitRegressor` method), 1972

`predict_proba()` (`evalml.pipelines.XGBoostClassifier` method), 1975

`predict_proba()` (`evalml.pipelines.XGBoostRegressor` method), 1978

`predict_proba_in_sample()` (`evalml.pipelines.time_series_classification_pipeline` method), 1717

`predict_proba_in_sample()` (`evalml.pipelines.time_series_classification_pipeline` method), 1724

`predict_proba_in_sample()` (`evalml.pipelines.time_series_classification_pipeline` method), 1732

`predict_proba_in_sample()` (`evalml.pipelines.TimeSeriesBinaryClassificationPipeline` method), 1924

`predict_proba_in_sample()` (`evalml.pipelines.TimeSeriesClassificationPipeline` method), 1931

`predict_proba_in_sample()` (`evalml.pipelines.TimeSeriesMulticlassClassificationPipeline` method), 1945

`print_deps()` (in module `evalml.utils.cli_utils`), 2029

`print_info()` (in module `evalml.utils.cli_utils`), 2029

`print_sys_info()` (in module `evalml.utils.cli_utils`), 2029

`ProblemTypes` (class in `evalml.problem_types`), 2012

`ProblemTypes` (class in `evalml.problem_types.problem_types`), 2005

`Progress` (class in `evalml.automl`), 338

`Progress` (class in `evalml.automl.progress`), 325

`ProphetRegressor` (class in `evalml.pipelines`), 1870

`ProphetRegressor` (class in `evalml.pipelines.components`), 1558

`ProphetRegressor` (class in `evalml.pipelines.components.estimators`), 1047

`ProphetRegressor` (class in `evalml.pipelines.components.estimators.regressors`), 920

`ProphetRegressor` (class in `evalml.pipelines.components.estimators.regressors.prophet_regressor`), 855

`propose()` (`evalml.tuners.grid_search_tuner.GridSearchTuner` method), 2014

`propose()` (`evalml.tuners.GridSearchTuner` method), 2022

`propose()` (`evalml.tuners.random_search_tuner.RandomSearchTuner` method), 2016

`propose()` (`evalml.tuners.RandomSearchTuner` method), 2024

`propose()` (`evalml.tuners.skopt_tuner.SKOptTuner` method), 2018

`propose()` (`evalml.tuners.SKOptTuner` method), 2025

`propose()` (`evalml.tuners.Tuner` method), 2026

`propose()` (`evalml.tuners.tuner.Tuner` method), 2020

## R

`R2` (class in `evalml.objectives`), 670

`R2` (class in `evalml.objectives.standard_metrics`), 575

`raise_error_callback()` (in module `evalml.automl.callbacks`), 323

`RandomForestClassifier` (class in `evalml.pipelines`), 1874

`RandomForestClassifier` (class in `evalml.pipelines.components`), 1561

`RandomForestClassifier` (class in `evalml.pipelines.components.estimators`), 1018

`RandomForestClassifier` (class in `evalml.pipelines.components.estimators.classifiers`), 797

`RandomForestClassifier` (class in `evalml.pipelines.components.estimators.classifiers.rf_classifier`), 747

`RandomForestRegressor` (class in `evalml.pipelines`), 1877

`RandomForestRegressor` (class in `evalml.pipelines.components`), 1564



[RandomForestRegressor](#) (class in [register\(\)](#) ([evalml.utils.base\\_meta.BaseMeta](#) method), [1021](#)), [evalml.pipelines.components.estimators](#), [1021](#)  
[RandomForestRegressor](#) (class in [RegressionObjective](#) (class in [evalml.objectives](#)), [924](#)), [evalml.pipelines.components.estimators.regressors](#), [924](#)  
[RandomForestRegressor](#) (class in [RegressionPipeline](#) (class in [evalml.pipelines](#)), [860](#)), [evalml.pipelines.components.estimators.regressors.rf\\_regressor](#), [860](#)  
[RandomSearchTuner](#) (class in [evalml.tuners](#)), [2022](#)  
[RandomSearchTuner](#) (class in [ReplaceNullableTypes](#) (class in [evalml.pipelines.components.transformers](#)), [2015](#)), [evalml.tuners.random\\_search\\_tuner](#), [2015](#)  
[ranking\\_only\\_objectives\(\)](#) (in module [ReplaceNullableTypes](#) (class in [evalml.pipelines.components.transformers.preprocessing](#)), [evalml.objectives](#)), [672](#), [1368](#)  
[ranking\\_only\\_objectives\(\)](#) (in module [ReplaceNullableTypes](#) (class in [evalml.pipelines.components.transformers.preprocessing](#)), [evalml.objectives.utils](#)), [596](#), [1257](#)  
[rankings](#) ([evalml.automl.automl\\_search.AutoMLSearch](#) property), [319](#), [ReplaceNullableTypes](#) (class in [evalml.pipelines.components.transformers.preprocessing.replace](#), [1199](#)  
[rankings](#) ([evalml.automl.AutoMLSearch](#) property), [335](#), [resplit\\_training\\_data\(\)](#) (in module [evalml.automl](#)), [339](#)  
[rankings](#) ([evalml.AutoMLSearch](#) property), [2049](#), [resplit\\_training\\_data\(\)](#) (in module [evalml.automl.utils](#)), [328](#)  
[readable\\_explanation\(\)](#) (in module [results](#) ([evalml.automl.automl\\_search.AutoMLSearch](#) property), [319](#)), [468](#), [results](#) ([evalml.automl.AutoMLSearch](#) property), [335](#)  
[Recall](#) (class in [evalml.objectives](#)), [672](#), [results](#) ([evalml.AutoMLSearch](#) property), [2049](#)  
[Recall](#) (class in [evalml.objectives.standard\\_metrics](#)), [577](#), [return\\_progress\(\)](#) ([evalml.automl.Progress](#) method), [338](#)  
[RecallMacro](#) (class in [evalml.objectives](#)), [674](#), [return\\_progress\(\)](#) ([evalml.automl.progress.Progress](#) method), [325](#)  
[RecallMacro](#) (class in [evalml.objectives.standard\\_metrics](#)), [579](#), [RFCClassifierRFSelector](#) (class in [evalml.pipelines.components](#)), [1570](#)  
[RecallMicro](#) (class in [evalml.objectives](#)), [676](#), [RFCClassifierRFSelector](#) (class in [evalml.pipelines.components.transformers](#)), [1370](#)  
[RecallMicro](#) (class in [evalml.objectives.standard\\_metrics](#)), [581](#), [RFCClassifierRFSelector](#) (class in [evalml.pipelines.components.transformers.feature\\_selection](#)), [1115](#)  
[RecallWeighted](#) (class in [evalml.objectives](#)), [678](#), [RFCClassifierRFSelector](#) (class in [evalml.pipelines.components.transformers.feature\\_selection.recursive\\_feature\\_elimination\\_selector](#), [1099](#)  
[RecallWeighted](#) (class in [evalml.objectives.standard\\_metrics](#)), [583](#), [RFCClassifierRFSelector](#) (class in [evalml.pipelines.components.transformers.feature\\_selection.recursive\\_feature\\_elimination\\_selector](#), [1099](#)  
[recommendation\\_score\(\)](#) (in module [RFCClassifierRFSelector](#) (class in [evalml.pipelines.components](#)), [1570](#)), [680](#), [RFCClassifierSelectFromModel](#) (class in [evalml.pipelines.components](#)), [1573](#)  
[recommendation\\_score\(\)](#) (in module [RFCClassifierRFSelector](#) (class in [evalml.pipelines.components.transformers](#)), [1370](#)), [evalml.objectives.utils](#), [596](#), [RFCClassifierSelectFromModel](#) (class in [evalml.pipelines.components.transformers](#)), [1115](#)  
[RecursiveFeatureEliminationSelector](#) (class in [RFCClassifierRFSelector](#) (class in [evalml.pipelines.components](#)), [1570](#)), [evalml.pipelines.components.transformers.feature\\_selection.recursive\\_feature\\_elimination\\_selector](#), [1096](#), [RFCClassifierSelectFromModel](#) (class in [evalml.pipelines.components](#)), [1573](#)  
[register\(\)](#) ([evalml.pipelines.components.component\\_base.ComponentBase](#) method), [1424](#), [RFCClassifierSelectFromModel](#) (class in [evalml.pipelines.components](#)), [1573](#)  
[register\(\)](#) ([evalml.pipelines.components.ComponentBase](#) method), [1454](#), [RFCClassifierSelectFromModel](#) (class in [evalml.pipelines.components](#)), [1573](#)  
[register\(\)](#) ([evalml.pipelines.components.transformers.encoding.OrdinalEncoder](#) method), [1071](#), [RFCClassifierSelectFromModel](#) (class in [evalml.pipelines.components.transformers](#)), [1115](#)  
[register\(\)](#) ([evalml.pipelines.components.transformers.encoding.OrdinalEncoder](#) method), [1076](#), [RFCClassifierSelectFromModel](#) (class in [evalml.pipelines.components.transformers](#)), [1115](#)  
[register\(\)](#) ([evalml.pipelines.components.transformers.imputers.TargetImputer](#) method), [1144](#), [RFCClassifierSelectFromModel](#) (class in [evalml.pipelines.components.transformers](#)), [1115](#)  
[register\(\)](#) ([evalml.pipelines.pipeline\\_meta.PipelineBase](#) method), [1702](#), [RFCClassifierSelectFromModel](#) (class in [evalml.pipelines.components.transformers.feature\\_selection.rf\\_classifier\\_selector](#), [1115](#)), [evalml.pipelines.pipeline\\_meta.pipeline\\_base](#), [1702](#)

1106			save() (evalml.pipelines.CatBoostClassifier method), 1770
RFRRegressorRFESelector	(class in evalml.pipelines.components), 1576		save() (evalml.pipelines.CatBoostRegressor method), 1774
RFRRegressorRFESelector	(class in evalml.pipelines.components.transformers), 1376		save() (evalml.pipelines.classification_pipeline.ClassificationPipeline method), 1673
RFRRegressorRFESelector	(class in evalml.pipelines.components.transformers.feature_selection), 1122		save() (evalml.pipelines.ClassificationPipeline method), 1779
RFRRegressorRFESelector	(class in evalml.pipelines.components.transformers.feature_selection_pipeline_components.BaselineClassifier), 1102		save() (evalml.pipelines.components.ARIMARegressor method), 1438
RFRRegressorSelectFromModel	(class in evalml.pipelines), 1889		save() (evalml.pipelines.components.BaselineRegressor method), 1444
RFRRegressorSelectFromModel	(class in evalml.pipelines.components), 1579		save() (evalml.pipelines.components.CatBoostClassifier method), 1448
RFRRegressorSelectFromModel	(class in evalml.pipelines.components.transformers), 1379		save() (evalml.pipelines.components.CatBoostRegressor method), 1451
RFRRegressorSelectFromModel	(class in evalml.pipelines.components.transformers.feature_selection), 1125		save() (evalml.pipelines.components.component_base.ComponentBase method), 1423
RFRRegressorSelectFromModel	(class in evalml.pipelines.components.transformers.feature_selection_pipeline_components.BaselineClassifier), 1109		save() (evalml.pipelines.components.ComponentBase method), 1453
roc_curve()	(in module evalml.model_understanding), 495		save() (evalml.pipelines.components.DateTimeFeaturizer method), 1456
roc_curve()	(in module evalml.model_understanding.metrics), 472		save() (evalml.pipelines.components.DecisionTreeClassifier method), 1460
RootMeanSquaredError	(class in evalml.objectives), 683		save() (evalml.pipelines.components.DecisionTreeRegressor method), 1464
RootMeanSquaredError	(class in evalml.objectives.standard_metrics), 585		save() (evalml.pipelines.components.DFSTransformer method), 1467
RootMeanSquaredLogError	(class in evalml.objectives), 684		save() (evalml.pipelines.components.DropColumns method), 1469
RootMeanSquaredLogError	(class in evalml.objectives.standard_metrics), 586		save() (evalml.pipelines.components.DropNaNRowsTransformer method), 1471
rows_of_interest()	(in module evalml.pipelines.utils), 1753		save() (evalml.pipelines.components.DropNullColumns method), 1474
S			save() (evalml.pipelines.components.DropRowsTransformer method), 1476
safe_repr()	(in module evalml.utils), 2042		save() (evalml.pipelines.components.ElasticNetClassifier method), 1480
safe_repr()	(in module evalml.utils.gen_utils), 2034		save() (evalml.pipelines.components.ElasticNetRegressor method), 1483
save()	(evalml.automl.automl_search.AutoMLSearch method), 319		save() (evalml.pipelines.components.EmailFeaturizer method), 1485
save()	(evalml.automl.AutoMLSearch method), 335		save() (evalml.pipelines.components.ensemble.stacked_ensemble_base.StackedEnsembleBase method), 694
save()	(evalml.AutoMLSearch method), 2049		save() (evalml.pipelines.components.ensemble.stacked_ensemble_classifier.StackedEnsembleClassifier method), 698
save()	(evalml.pipelines.ARIMARegressor method), 1760		save() (evalml.pipelines.components.ensemble.stacked_ensemble_regressor.StackedEnsembleRegressor method), 702
save()	(evalml.pipelines.binary_classification_pipeline.BinaryClassificationPipeline method), 1665		save() (evalml.pipelines.components.ensemble.StackedEnsembleBase method), 706
save()	(evalml.pipelines.BinaryClassificationPipeline method), 1766		save() (evalml.pipelines.components.ensemble.StackedEnsembleClassifier method), 710

`save()` (evalml.pipelines.components.ensemble.StackedEnsembleClassifier), 714  
`save()` (evalml.pipelines.components.Estimator), 1489  
`save()` (evalml.pipelines.components.estimators.ARIMARegressor), 952  
`save()` (evalml.pipelines.components.estimators.BaselineClassifier), 955  
`save()` (evalml.pipelines.components.estimators.BaselineRegressor), 958  
`save()` (evalml.pipelines.components.estimators.CatBoostClassifier), 962  
`save()` (evalml.pipelines.components.estimators.CatBoostRegressor), 965  
`save()` (evalml.pipelines.components.estimators.classifiers.BaselineClassifier), 718  
`save()` (evalml.pipelines.components.estimators.classifiers.BaselineRegressor), 771  
`save()` (evalml.pipelines.components.estimators.classifiers.CatBoostClassifier), 722  
`save()` (evalml.pipelines.components.estimators.classifiers.CatBoostRegressor), 775  
`save()` (evalml.pipelines.components.estimators.classifiers.DecisionTreeClassifier), 726  
`save()` (evalml.pipelines.components.estimators.classifiers.DecisionTreeRegressor), 778  
`save()` (evalml.pipelines.components.estimators.classifiers.ElasticNetClassifier), 730  
`save()` (evalml.pipelines.components.estimators.classifiers.ElasticNetRegressor), 782  
`save()` (evalml.pipelines.components.estimators.classifiers.ExtraTreesClassifier), 734  
`save()` (evalml.pipelines.components.estimators.classifiers.ExtraTreesRegressor), 786  
`save()` (evalml.pipelines.components.estimators.classifiers.KNeighborsClassifier), 738  
`save()` (evalml.pipelines.components.estimators.classifiers.KNeighborsRegressor), 790  
`save()` (evalml.pipelines.components.estimators.classifiers.LightGBMClassifier), 742  
`save()` (evalml.pipelines.components.estimators.classifiers.LightGBMRegressor), 793  
`save()` (evalml.pipelines.components.estimators.classifiers.LogisticRegressionClassifier), 746  
`save()` (evalml.pipelines.components.estimators.classifiers.LogisticRegressionRegressor), 797  
`save()` (evalml.pipelines.components.estimators.classifiers.RandomForestClassifier), 800  
`save()` (evalml.pipelines.components.estimators.classifiers.RandomForestRegressor), 750  
`save()` (evalml.pipelines.components.estimators.classifiers.SVMClassifier), 754  
`save()` (evalml.pipelines.components.estimators.classifiers.SVMRegressor), 803  
`save()` (evalml.pipelines.components.estimators.classifiers.vowpal\_wabbit.VowpalWabbitClassifier), 757  
`save()` (evalml.pipelines.components.estimators.classifiers.vowpal\_wabbit.VowpalWabbitRegressor), 761  
`save()` (evalml.pipelines.components.estimators.classifiers.vowpal\_wabbit.VowpalWabbitClassifier), 764  
`save()` (evalml.pipelines.components.estimators.classifiers.VowpalWabbitClassifier), 807  
`save()` (evalml.pipelines.components.estimators.classifiers.VowpalWabbitRegressor), 810  
`save()` (evalml.pipelines.components.estimators.classifiers.xgboost\_classifier.XGBoostClassifier), 767  
`save()` (evalml.pipelines.components.estimators.classifiers.XGBoostRegressor), 813  
`save()` (evalml.pipelines.components.estimators.DecisionTreeClassifier), 969  
`save()` (evalml.pipelines.components.estimators.DecisionTreeRegressor), 973  
`save()` (evalml.pipelines.components.estimators.ElasticNetClassifier), 976  
`save()` (evalml.pipelines.components.estimators.ElasticNetRegressor), 979  
`save()` (evalml.pipelines.components.estimators.Estimator), 983  
`save()` (evalml.pipelines.components.estimator.Estimator), 947  
`save()` (evalml.pipelines.components.estimators.ExponentialSmoothingRegressor), 987  
`save()` (evalml.pipelines.components.estimators.ExtraTreesClassifier), 990  
`save()` (evalml.pipelines.components.estimators.ExtraTreesRegressor), 994  
`save()` (evalml.pipelines.components.estimators.KNeighborsClassifier), 998  
`save()` (evalml.pipelines.components.estimators.KNeighborsRegressor), 1001  
`save()` (evalml.pipelines.components.estimators.LightGBMClassifier), 1005  
`save()` (evalml.pipelines.components.estimators.LightGBMRegressor), 1008  
`save()` (evalml.pipelines.components.estimators.LinearRegressor), 1011  
`save()` (evalml.pipelines.components.estimators.LogisticRegressionClassifier), 1014  
`save()` (evalml.pipelines.components.estimators.LogisticRegressionRegressor), 1018  
`save()` (evalml.pipelines.components.estimators.ProphetRegressor), 1021  
`save()` (evalml.pipelines.components.estimators.RandomForestClassifier), 1024  
`save()` (evalml.pipelines.components.estimators.RandomForestRegressor), 819  
`save()` (evalml.pipelines.components.estimators.regressors.arima\_regressor.ArimaRegressor), 888

`save()` (evalml.pipelines.components.estimators.regressors.baseline\_regressor.BaselineRegressor, method), 822  
`save()` (evalml.pipelines.components.estimators.regressors.baseline\_regressor.VARMAXRegressor, method), 937  
`save()` (evalml.pipelines.components.estimators.regressors.vowpal\_wabbit.VowpalWabbitRegressor, method), 891  
`save()` (evalml.pipelines.components.estimators.regressors.vowpal\_wabbit.VowpalWabbitRegressor, method), 879  
`save()` (evalml.pipelines.components.estimators.regressors.vowpal\_wabbit.VowpalWabbitRegressor, method), 826  
`save()` (evalml.pipelines.components.estimators.regressors.vowpal\_wabbit.VowpalWabbitRegressor, method), 940  
`save()` (evalml.pipelines.components.estimators.regressors.xgboost.XGBoostRegressor, method), 895  
`save()` (evalml.pipelines.components.estimators.regressors.xgboost.XGBoostRegressor, method), 883  
`save()` (evalml.pipelines.components.estimators.regressors.xgboost.XGBoostRegressor, method), 943  
`save()` (evalml.pipelines.components.estimators.regressors.xgboost.XGBoostRegressor, method), 830  
`save()` (evalml.pipelines.components.estimators.regressors.xgboost.XGBoostRegressor, method), 943  
`save()` (evalml.pipelines.components.estimators.regressors.xgboost.XGBoostRegressor, method), 1027  
`save()` (evalml.pipelines.components.estimators.regressors.xgboost.XGBoostRegressor, method), 1030  
`save()` (evalml.pipelines.components.estimators.regressors.xgboost.XGBoostRegressor, method), 1034  
`save()` (evalml.pipelines.components.estimators.regressors.xgboost.XGBoostRegressor, method), 1037  
`save()` (evalml.pipelines.components.estimators.regressors.xgboost.XGBoostRegressor, method), 1040  
`save()` (evalml.pipelines.components.estimators.regressors.xgboost.XGBoostRegressor, method), 1043  
`save()` (evalml.pipelines.components.estimators.regressors.xgboost.XGBoostRegressor, method), 1046  
`save()` (evalml.pipelines.components.estimators.regressors.xgboost.XGBoostRegressor, method), 1049  
`save()` (evalml.pipelines.components.estimators.regressors.xgboost.XGBoostRegressor, method), 1052  
`save()` (evalml.pipelines.components.estimators.regressors.xgboost.XGBoostRegressor, method), 1492  
`save()` (evalml.pipelines.components.estimators.regressors.xgboost.XGBoostRegressor, method), 1496  
`save()` (evalml.pipelines.components.estimators.regressors.xgboost.XGBoostRegressor, method), 1500  
`save()` (evalml.pipelines.components.estimators.regressors.xgboost.XGBoostRegressor, method), 1502  
`save()` (evalml.pipelines.components.estimators.regressors.xgboost.XGBoostRegressor, method), 1505  
`save()` (evalml.pipelines.components.estimators.regressors.xgboost.XGBoostRegressor, method), 1509  
`save()` (evalml.pipelines.components.estimators.regressors.xgboost.XGBoostRegressor, method), 1511  
`save()` (evalml.pipelines.components.estimators.regressors.xgboost.XGBoostRegressor, method), 1515  
`save()` (evalml.pipelines.components.estimators.regressors.xgboost.XGBoostRegressor, method), 1519  
`save()` (evalml.pipelines.components.estimators.regressors.xgboost.XGBoostRegressor, method), 1521  
`save()` (evalml.pipelines.components.estimators.regressors.xgboost.XGBoostRegressor, method), 1524  
`save()` (evalml.pipelines.components.estimators.regressors.xgboost.XGBoostRegressor, method), 1528  
`save()` (evalml.pipelines.components.estimators.regressors.xgboost.XGBoostRegressor, method), 1530



<code>save()</code> ( <code>evalml.pipelines.components.LSA</code> method), 1532	<code>save()</code> ( <code>evalml.pipelines.components.TargetEncoder</code> method), 1617
<code>save()</code> ( <code>evalml.pipelines.components.MultiseriesTimeSeriesRegressor</code> method), 1536	<code>save()</code> ( <code>evalml.pipelines.components.TargetImputer</code> method), 1619
<code>save()</code> ( <code>evalml.pipelines.components.NaturalLanguageFeaturizer</code> method), 1538	<code>save()</code> ( <code>evalml.pipelines.components.TimeSeriesBaselineEstimator</code> method), 1623
<code>save()</code> ( <code>evalml.pipelines.components.OneHotEncoder</code> method), 1541	<code>save()</code> ( <code>evalml.pipelines.components.TimeSeriesFeaturizer</code> method), 1625
<code>save()</code> ( <code>evalml.pipelines.components.OrdinalEncoder</code> method), 1545	<code>save()</code> ( <code>evalml.pipelines.components.TimeSeriesImputer</code> method), 1628
<code>save()</code> ( <code>evalml.pipelines.components.Oversampler</code> method), 1547	<code>save()</code> ( <code>evalml.pipelines.components.TimeSeriesRegularizer</code> method), 1631
<code>save()</code> ( <code>evalml.pipelines.components.PCA</code> method), 1550	<code>save()</code> ( <code>evalml.pipelines.components.Transformer</code> method), 1634
<code>save()</code> ( <code>evalml.pipelines.components.PerColumnImputer</code> method), 1552	<code>save()</code> ( <code>evalml.pipelines.components.transformers.column_selectors.ColumnSelector</code> method), 1300
<code>save()</code> ( <code>evalml.pipelines.components.PolynomialDecomposer</code> method), 1557	<code>save()</code> ( <code>evalml.pipelines.components.transformers.column_selectors.DropColumnSelector</code> method), 1302
<code>save()</code> ( <code>evalml.pipelines.components.ProphetRegressor</code> method), 1561	<code>save()</code> ( <code>evalml.pipelines.components.transformers.column_selectors.SelectColumnSelector</code> method), 1305
<code>save()</code> ( <code>evalml.pipelines.components.RandomForestClassifier</code> method), 1564	<code>save()</code> ( <code>evalml.pipelines.components.transformers.column_selectors.SelectColumnSelector</code> method), 1307
<code>save()</code> ( <code>evalml.pipelines.components.RandomForestRegressor</code> method), 1567	<code>save()</code> ( <code>evalml.pipelines.components.transformers.DateTimeFeaturizer</code> method), 1315
<code>save()</code> ( <code>evalml.pipelines.components.ReplaceNullableTypes</code> method), 1569	<code>save()</code> ( <code>evalml.pipelines.components.transformers.DFSTransformer</code> method), 1318
<code>save()</code> ( <code>evalml.pipelines.components.RFClassifierRFFeatureSelector</code> method), 1572	<code>save()</code> ( <code>evalml.pipelines.components.transformers.dimensionality_reduction.ReducedDimensionTransformer</code> method), 1055
<code>save()</code> ( <code>evalml.pipelines.components.RFClassifierSelectFromModel</code> method), 1575	<code>save()</code> ( <code>evalml.pipelines.components.transformers.dimensionality_reduction.ReducedDimensionTransformer</code> method), 1061
<code>save()</code> ( <code>evalml.pipelines.components.RFRegressorRFFeatureSelector</code> method), 1578	<code>save()</code> ( <code>evalml.pipelines.components.transformers.dimensionality_reduction.ReducedDimensionTransformer</code> method), 1063
<code>save()</code> ( <code>evalml.pipelines.components.RFRegressorSelectFromModel</code> method), 1581	<code>save()</code> ( <code>evalml.pipelines.components.transformers.dimensionality_reduction.ReducedDimensionTransformer</code> method), 1058
<code>save()</code> ( <code>evalml.pipelines.components.SelectByType</code> method), 1583	<code>save()</code> ( <code>evalml.pipelines.components.transformers.DropColumns</code> method), 1320
<code>save()</code> ( <code>evalml.pipelines.components.SelectColumns</code> method), 1586	<code>save()</code> ( <code>evalml.pipelines.components.transformers.DropNaNRowsTransformer</code> method), 1322
<code>save()</code> ( <code>evalml.pipelines.components.SimpleImputer</code> method), 1588	<code>save()</code> ( <code>evalml.pipelines.components.transformers.DropNullColumns</code> method), 1325
<code>save()</code> ( <code>evalml.pipelines.components.StackedEnsembleBaseline</code> method), 1592	<code>save()</code> ( <code>evalml.pipelines.components.transformers.DropRowsTransformer</code> method), 1327
<code>save()</code> ( <code>evalml.pipelines.components.StackedEnsembleClassifier</code> method), 1596	<code>save()</code> ( <code>evalml.pipelines.components.transformers.EmailFeaturizer</code> method), 1329
<code>save()</code> ( <code>evalml.pipelines.components.StackedEnsembleRegressor</code> method), 1600	<code>save()</code> ( <code>evalml.pipelines.components.transformers.encoders.label_encoder.LabelEncoder</code> method), 1067
<code>save()</code> ( <code>evalml.pipelines.components.StandardScaler</code> method), 1602	<code>save()</code> ( <code>evalml.pipelines.components.transformers.encoders.LabelEncoder</code> method), 1082
<code>save()</code> ( <code>evalml.pipelines.components.STLDecomposer</code> method), 1607	<code>save()</code> ( <code>evalml.pipelines.components.transformers.encoders.onehot_encoder.OneHotEncoder</code> method), 1070
<code>save()</code> ( <code>evalml.pipelines.components.SVMClassifier</code> method), 1611	<code>save()</code> ( <code>evalml.pipelines.components.transformers.encoders.OneHotEncoder</code> method), 1085
<code>save()</code> ( <code>evalml.pipelines.components.SVMRegressor</code> method), 1614	<code>save()</code> ( <code>evalml.pipelines.components.transformers.encoders.ordinal_encoder.OrdinalEncoder</code> method), 1075

`save()` (evalml.pipelines.components.transformers.encoders.OneHotEncoder), 1089  
`save()` (evalml.pipelines.components.transformers.encoders.OrdinalEncoder), 1089  
`save()` (evalml.pipelines.components.transformers.encoders.LabelEncoder), 1079  
`save()` (evalml.pipelines.components.transformers.encoders.LinearDiscriminantAnalysis), 1092  
`save()` (evalml.pipelines.components.transformers.feature\_selection.FeatureSelector), 1095  
`save()` (evalml.pipelines.components.transformers.LSA), 1115  
`save()` (evalml.pipelines.components.transformers.feature\_elimination.FeatureEliminator), 1098  
`save()` (evalml.pipelines.components.transformers.feature\_elimination.FeatureEliminator), 1102  
`save()` (evalml.pipelines.components.transformers.feature\_elimination.FeatureEliminator), 1105  
`save()` (evalml.pipelines.components.transformers.feature\_elimination.FeatureEliminator), 1108  
`save()` (evalml.pipelines.components.transformers.feature\_elimination.FeatureEliminator), 1111  
`save()` (evalml.pipelines.components.transformers.feature\_elimination.FeatureEliminator), 1118  
`save()` (evalml.pipelines.components.transformers.feature\_elimination.FeatureEliminator), 1121  
`save()` (evalml.pipelines.components.transformers.feature\_elimination.FeatureEliminator), 1124  
`save()` (evalml.pipelines.components.transformers.feature\_elimination.FeatureEliminator), 1127  
`save()` (evalml.pipelines.components.transformers.FeatureSelector), 1332  
`save()` (evalml.pipelines.components.transformers.Imputers), 1335  
`save()` (evalml.pipelines.components.transformers.imputers.imputer), 1150  
`save()` (evalml.pipelines.components.transformers.imputers.imputer), 1131  
`save()` (evalml.pipelines.components.transformers.imputers.imputer), 1134  
`save()` (evalml.pipelines.components.transformers.imputers.imputer), 1153  
`save()` (evalml.pipelines.components.transformers.imputers.imputer), 1137  
`save()` (evalml.pipelines.components.transformers.imputers.imputer), 1155  
`save()` (evalml.pipelines.components.transformers.imputers.imputer), 1140  
`save()` (evalml.pipelines.components.transformers.imputers.imputer), 1158  
`save()` (evalml.pipelines.components.transformers.imputers.imputer), 1143  
`save()` (evalml.pipelines.components.transformers.imputers.imputer), 1161  
`save()` (evalml.pipelines.components.transformers.imputers.imputer), 1147  
`save()` (evalml.pipelines.components.transformers.imputers.imputer), 1163  
`save()` (evalml.pipelines.components.transformers.imputers.imputer), 1337  
`save()` (evalml.pipelines.components.transformers.imputers.imputer), 1340  
`save()` (evalml.pipelines.components.transformers.imputers.imputer), 1342  
`save()` (evalml.pipelines.components.transformers.imputers.imputer), 1345  
`save()` (evalml.pipelines.components.transformers.imputers.imputer), 1347  
`save()` (evalml.pipelines.components.transformers.imputers.imputer), 1351  
`save()` (evalml.pipelines.components.transformers.imputers.imputer), 1354  
`save()` (evalml.pipelines.components.transformers.imputers.imputer), 1357  
`save()` (evalml.pipelines.components.transformers.imputers.imputer), 1360  
`save()` (evalml.pipelines.components.transformers.imputers.imputer), 1362  
`save()` (evalml.pipelines.components.transformers.imputers.imputer), 1367  
`save()` (evalml.pipelines.components.transformers.imputers.imputer), 1167  
`save()` (evalml.pipelines.components.transformers.imputers.imputer), 1227  
`save()` (evalml.pipelines.components.transformers.imputers.imputer), 1230  
`save()` (evalml.pipelines.components.transformers.imputers.imputer), 1171  
`save()` (evalml.pipelines.components.transformers.imputers.imputer), 1234  
`save()` (evalml.pipelines.components.transformers.imputers.imputer), 1174  
`save()` (evalml.pipelines.components.transformers.imputers.imputer), 1177  
`save()` (evalml.pipelines.components.transformers.imputers.imputer), 1180  
`save()` (evalml.pipelines.components.transformers.imputers.imputer), 1236  
`save()` (evalml.pipelines.components.transformers.imputers.imputer), 1238  
`save()` (evalml.pipelines.components.transformers.imputers.imputer), 1241  
`save()` (evalml.pipelines.components.transformers.imputers.imputer), 1243  
`save()` (evalml.pipelines.components.transformers.imputers.imputer), 1183  
`save()` (evalml.pipelines.components.transformers.imputers.imputer), 1186  
`save()` (evalml.pipelines.components.transformers.imputers.imputer), 1246

`save()` (evalml.pipelines.components.transformers.preprocessing.LSA), 1248  
`save()` (evalml.pipelines.components.transformers.preprocessing.Normalizer), 1189  
`save()` (evalml.pipelines.components.transformers.preprocessing.NormalizerStandardScaler), 1192  
`save()` (evalml.pipelines.components.transformers.preprocessing.NormalizerStandardScaler), 1250  
`save()` (evalml.pipelines.components.transformers.preprocessing.PolynomialReduction), 1198  
`save()` (evalml.pipelines.components.transformers.preprocessing.PolynomialReduction), 1256  
`save()` (evalml.pipelines.components.transformers.preprocessing.ReplacementNullStrategy), 1201  
`save()` (evalml.pipelines.components.transformers.preprocessing.ReplacementNullStrategy), 1259  
`save()` (evalml.pipelines.components.transformers.preprocessing.STLDecomposer), 1207  
`save()` (evalml.pipelines.components.transformers.preprocessing.STLDecomposer), 1264  
`save()` (evalml.pipelines.components.transformers.preprocessing.TargetEncoder), 1210  
`save()` (evalml.pipelines.components.transformers.preprocessing.TargetEncoder), 1266  
`save()` (evalml.pipelines.components.transformers.preprocessing.TimeSeriesFeaturizer), 1214  
`save()` (evalml.pipelines.components.transformers.preprocessing.TimeSeriesFeaturizer), 1218  
`save()` (evalml.pipelines.components.transformers.preprocessing.TimeSeriesFeaturizer), 1269  
`save()` (evalml.pipelines.components.transformers.preprocessing.TimeSeriesFeaturizer), 1273  
`save()` (evalml.pipelines.components.transformers.preprocessing.TimeSeriesFeaturizer), 1220  
`save()` (evalml.pipelines.components.transformers.preprocessing.TimeSeriesFeaturizer), 1223  
`save()` (evalml.pipelines.components.transformers.preprocessing.TimeSeriesFeaturizer), 1275  
`save()` (evalml.pipelines.components.transformers.preprocessing.TimeSeriesFeaturizer), 1370  
`save()` (evalml.pipelines.components.transformers.preprocessing.TimeSeriesFeaturizer), 1373  
`save()` (evalml.pipelines.components.transformers.preprocessing.TimeSeriesFeaturizer), 1376  
`save()` (evalml.pipelines.components.transformers.preprocessing.TimeSeriesFeaturizer), 1379  
`save()` (evalml.pipelines.components.transformers.preprocessing.TimeSeriesFeaturizer), 1382  
`save()` (evalml.pipelines.components.transformers.preprocessing.TimeSeriesFeaturizer), 1279  
`save()` (evalml.pipelines.components.transformers.preprocessing.TimeSeriesFeaturizer), 1288  
`save()` (evalml.pipelines.components.transformers.preprocessing.TimeSeriesFeaturizer), 1282  
`save()` (evalml.pipelines.components.transformers.sampling.Undersampler), 1292  
`save()` (evalml.pipelines.components.transformers.sampling.Undersampler), 1285  
`save()` (evalml.pipelines.components.transformers.sampling.Undersampler), 1294  
`save()` (evalml.pipelines.components.transformers.sampling.Undersampler), 1297  
`save()` (evalml.pipelines.components.transformers.sampling.Undersampler), 1384  
`save()` (evalml.pipelines.components.transformers.sampling.Undersampler), 1386  
`save()` (evalml.pipelines.components.transformers.sampling.Undersampler), 1389  
`save()` (evalml.pipelines.components.transformers.sampling.Undersampler), 1391  
`save()` (evalml.pipelines.components.transformers.sampling.Undersampler), 1396  
`save()` (evalml.pipelines.components.transformers.sampling.Undersampler), 1399  
`save()` (evalml.pipelines.components.transformers.sampling.Undersampler), 1402  
`save()` (evalml.pipelines.components.transformers.sampling.Undersampler), 1405  
`save()` (evalml.pipelines.components.transformers.sampling.Undersampler), 1408  
`save()` (evalml.pipelines.components.transformers.sampling.Undersampler), 1411  
`save()` (evalml.pipelines.components.transformers.sampling.Undersampler), 1414  
`save()` (evalml.pipelines.components.transformers.sampling.Undersampler), 1310  
`save()` (evalml.pipelines.components.transformers.sampling.Undersampler), 1417  
`save()` (evalml.pipelines.components.transformers.sampling.Undersampler), 1420  
`save()` (evalml.pipelines.components.transformers.sampling.Undersampler), 1637  
`save()` (evalml.pipelines.components.transformers.sampling.Undersampler), 1640  
`save()` (evalml.pipelines.components.transformers.sampling.Undersampler), 1643  
`save()` (evalml.pipelines.components.transformers.sampling.Undersampler), 1646  
`save()` (evalml.pipelines.components.transformers.sampling.Undersampler), 1649  
`save()` (evalml.pipelines.components.transformers.sampling.Undersampler), 1652  
`save()` (evalml.pipelines.components.transformers.sampling.Undersampler), 1655  
`save()` (evalml.pipelines.components.transformers.sampling.Undersampler), 1658  
`save()` (evalml.pipelines.components.transformers.sampling.Undersampler), 1789

[save\(\)](#) ([evalml.pipelines.DecisionTreeRegressor method](#)), 1793  
[save\(\)](#) ([evalml.pipelines.DFSTransformer method](#)), 1795  
[save\(\)](#) ([evalml.pipelines.DropNaNRowsTransformer method](#)), 1798  
[save\(\)](#) ([evalml.pipelines.ElasticNetClassifier method](#)), 1802  
[save\(\)](#) ([evalml.pipelines.ElasticNetRegressor method](#)), 1805  
[save\(\)](#) ([evalml.pipelines.Estimator method](#)), 1808  
[save\(\)](#) ([evalml.pipelines.ExponentialSmoothingRegressor method](#)), 1811  
[save\(\)](#) ([evalml.pipelines.ExtraTreesClassifier method](#)), 1815  
[save\(\)](#) ([evalml.pipelines.ExtraTreesRegressor method](#)), 1818  
[save\(\)](#) ([evalml.pipelines.FeatureSelector method](#)), 1820  
[save\(\)](#) ([evalml.pipelines.Imputer method](#)), 1823  
[save\(\)](#) ([evalml.pipelines.KNeighborsClassifier method](#)), 1827  
[save\(\)](#) ([evalml.pipelines.LightGBMClassifier method](#)), 1831  
[save\(\)](#) ([evalml.pipelines.LightGBMRegressor method](#)), 1834  
[save\(\)](#) ([evalml.pipelines.LinearRegressor method](#)), 1837  
[save\(\)](#) ([evalml.pipelines.LogisticRegressionClassifier method](#)), 1841  
[save\(\)](#) ([evalml.pipelines.multiclass\\_classification\\_pipeline.MulticlassClassificationPipeline method](#)), 1846  
[save\(\)](#) ([evalml.pipelines.MulticlassClassificationPipeline method](#)), 1847  
[save\(\)](#) ([evalml.pipelines.multiseries\\_regression\\_pipeline.MultiseriesRegressionPipeline method](#)), 1855  
[save\(\)](#) ([evalml.pipelines.MultiseriesRegressionPipeline method](#)), 1855  
[save\(\)](#) ([evalml.pipelines.OneHotEncoder method](#)), 1858  
[save\(\)](#) ([evalml.pipelines.OrdinalEncoder method](#)), 1862  
[save\(\)](#) ([evalml.pipelines.PerColumnImputer method](#)), 1864  
[save\(\)](#) ([evalml.pipelines.pipeline\\_base.PipelineBase method](#)), 1700  
[save\(\)](#) ([evalml.pipelines.PipelineBase method](#)), 1869  
[save\(\)](#) ([evalml.pipelines.ProphetRegressor method](#)), 1874  
[save\(\)](#) ([evalml.pipelines.RandomForestClassifier method](#)), 1877  
[save\(\)](#) ([evalml.pipelines.RandomForestRegressor method](#)), 1880  
[save\(\)](#) ([evalml.pipelines.regression\\_pipeline.RegressionPipeline method](#)), 1708  
[save\(\)](#) ([evalml.pipelines.RegressionPipeline method](#)), 1885  
[save\(\)](#) ([evalml.pipelines.RFClassifierSelectFromModel method](#)), 1889  
[save\(\)](#) ([evalml.pipelines.RFRegressorSelectFromModel method](#)), 1892  
[save\(\)](#) ([evalml.pipelines.SimpleImputer method](#)), 1894  
[save\(\)](#) ([evalml.pipelines.StackedEnsembleBase method](#)), 1898  
[save\(\)](#) ([evalml.pipelines.StackedEnsembleClassifier method](#)), 1902  
[save\(\)](#) ([evalml.pipelines.StackedEnsembleRegressor method](#)), 1906  
[save\(\)](#) ([evalml.pipelines.StandardScaler method](#)), 1908  
[save\(\)](#) ([evalml.pipelines.SVMClassifier method](#)), 1911  
[save\(\)](#) ([evalml.pipelines.SVMRegressor method](#)), 1914  
[save\(\)](#) ([evalml.pipelines.TargetEncoder method](#)), 1917  
[save\(\)](#) ([evalml.pipelines.time\\_series\\_classification\\_pipeline.TimeSeriesClassificationPipeline method](#)), 1717  
[save\(\)](#) ([evalml.pipelines.time\\_series\\_classification\\_pipeline.TimeSeriesClassificationPipeline method](#)), 1724  
[save\(\)](#) ([evalml.pipelines.time\\_series\\_classification\\_pipeline.TimeSeriesClassificationPipeline method](#)), 1732  
[save\(\)](#) ([evalml.pipelines.time\\_series\\_pipeline\\_base.TimeSeriesPipelineBase method](#)), 1739  
[save\(\)](#) ([evalml.pipelines.time\\_series\\_regression\\_pipeline.TimeSeriesRegressionPipeline method](#)), 1748  
[save\(\)](#) ([evalml.pipelines.TimeSeriesBinaryClassificationPipeline method](#)), 1924  
[save\(\)](#) ([evalml.pipelines.TimeSeriesClassificationPipeline method](#)), 1932  
[save\(\)](#) ([evalml.pipelines.TimeSeriesClassificationPipeline method](#)), 1935  
[save\(\)](#) ([evalml.pipelines.TimeSeriesImputer method](#)), 1938  
[save\(\)](#) ([evalml.pipelines.TimeSeriesImputer method](#)), 1945  
[save\(\)](#) ([evalml.pipelines.TimeSeriesMulticlassClassificationPipeline method](#)), 1953  
[save\(\)](#) ([evalml.pipelines.TimeSeriesRegularizer method](#)), 1957  
[save\(\)](#) ([evalml.pipelines.Transformer method](#)), 1960  
[save\(\)](#) ([evalml.pipelines.VARMAXRegressor method](#)), 1963  
[save\(\)](#) ([evalml.pipelines.VowpalWabbitBinaryClassifier method](#)), 1966  
[save\(\)](#) ([evalml.pipelines.VowpalWabbitMulticlassClassifier method](#)), 1969  
[save\(\)](#) ([evalml.pipelines.VowpalWabbitRegressor method](#)), 1972  
[save\(\)](#) ([evalml.pipelines.XGBoostClassifier method](#)), 1975  
[save\(\)](#) ([evalml.pipelines.XGBoostRegressor method](#)), 1978  
[save\\_plot\(\)](#) (in module [evalml.utils](#)), 2042  
[save\\_plot\(\)](#) (in module [evalml.utils.gen\\_utils](#)), 2034  
[scikit\\_learn\\_wrapped\\_estimator\(\)](#) (in module



`evalml.pipelines.components.utils`), 1428

`score()` (`evalml.objectives.AccuracyBinary` method), 600

`score()` (`evalml.objectives.AccuracyMulticlass` method), 602

`score()` (`evalml.objectives.AUC` method), 604

`score()` (`evalml.objectives.AUCMacro` method), 606

`score()` (`evalml.objectives.AUCMicro` method), 608

`score()` (`evalml.objectives.AUCWeighted` method), 609

`score()` (`evalml.objectives.BalancedAccuracyBinary` method), 612

`score()` (`evalml.objectives.BalancedAccuracyMulticlass` method), 613

`score()` (`evalml.objectives.binary_classification_objective.BinaryClassificationObjective` method), 500

`score()` (`evalml.objectives.BinaryClassificationObjective` method), 617

`score()` (`evalml.objectives.cost_benefit_matrix.CostBenefitMatrix` method), 503

`score()` (`evalml.objectives.CostBenefitMatrix` method), 619

`score()` (`evalml.objectives.ExpVariance` method), 621

`score()` (`evalml.objectives.F1` method), 623

`score()` (`evalml.objectives.F1Macro` method), 624

`score()` (`evalml.objectives.F1Micro` method), 626

`score()` (`evalml.objectives.F1Weighted` method), 628

`score()` (`evalml.objectives.fraud_cost.FraudCost` method), 506

`score()` (`evalml.objectives.FraudCost` method), 631

`score()` (`evalml.objectives.Gini` method), 635

`score()` (`evalml.objectives.lead_scoring.LeadScoring` method), 508

`score()` (`evalml.objectives.LeadScoring` method), 637

`score()` (`evalml.objectives.LogLossBinary` method), 639

`score()` (`evalml.objectives.LogLossMulticlass` method), 641

`score()` (`evalml.objectives.MAE` method), 643

`score()` (`evalml.objectives.MAPE` method), 645

`score()` (`evalml.objectives.MASE` method), 646

`score()` (`evalml.objectives.MaxError` method), 648

`score()` (`evalml.objectives.MCCBinary` method), 650

`score()` (`evalml.objectives.MCCMulticlass` method), 652

`score()` (`evalml.objectives.MeanSquaredLogError` method), 654

`score()` (`evalml.objectives.MedianAE` method), 656

`score()` (`evalml.objectives.MSE` method), 657

`score()` (`evalml.objectives.multiclass_classification_objective.MulticlassClassificationObjective` method), 511

`score()` (`evalml.objectives.MulticlassClassificationObjective` method), 659

`score()` (`evalml.objectives.objective_base.ObjectiveBase` method), 513

`score()` (`evalml.objectives.ObjectiveBase` method), 662

`score()` (`evalml.objectives.Precision` method), 665

`score()` (`evalml.objectives.PrecisionMacro` method), 666

`score()` (`evalml.objectives.PrecisionMicro` method), 668

`score()` (`evalml.objectives.PrecisionWeighted` method), 670

`score()` (`evalml.objectives.R2` method), 672

`score()` (`evalml.objectives.Recall` method), 674

`score()` (`evalml.objectives.RecallMacro` method), 676

`score()` (`evalml.objectives.RecallMicro` method), 677

`score()` (`evalml.objectives.RecallWeighted` method), 679

`score()` (`evalml.objectives.regression_objective.RegressionObjective` method), 516

`score()` (`evalml.objectives.RegressionObjective` method), 682

`score()` (`evalml.objectives.RootMeanSquaredError` method), 684

`score()` (`evalml.objectives.RootMeanSquaredLogError` method), 686

`score()` (`evalml.objectives.sensitivity_low_alert.SensitivityLowAlert` method), 519

`score()` (`evalml.objectives.SensitivityLowAlert` method), 688

`score()` (`evalml.objectives.SMAPE` method), 690

`score()` (`evalml.objectives.standard_metrics.AccuracyBinary` method), 523

`score()` (`evalml.objectives.standard_metrics.AccuracyMulticlass` method), 524

`score()` (`evalml.objectives.standard_metrics.AUC` method), 527

`score()` (`evalml.objectives.standard_metrics.AUCMacro` method), 528

`score()` (`evalml.objectives.standard_metrics.AUCMicro` method), 530

`score()` (`evalml.objectives.standard_metrics.AUCWeighted` method), 532

`score()` (`evalml.objectives.standard_metrics.BalancedAccuracyBinary` method), 534

`score()` (`evalml.objectives.standard_metrics.BalancedAccuracyMulticlass` method), 536

`score()` (`evalml.objectives.standard_metrics.ExpVariance` method), 537

`score()` (`evalml.objectives.standard_metrics.F1` method), 540

`score()` (`evalml.objectives.standard_metrics.F1Macro` method), 541

`score()` (`evalml.objectives.standard_metrics.F1Micro` method), 543

`score()` (`evalml.objectives.standard_metrics.F1Weighted` method), 545

`score()` (`evalml.objectives.standard_metrics.Gini` method), 547

`score()` (`evalml.objectives.standard_metrics.LogLossBinary` method), 549

<code>score()</code> ( <code>evalml.objectives.standard_metrics.LogLossMulticlass</code> method), 551	<code>score()</code> ( <code>evalml.pipelines.components.utils.WrappedSKClassifier</code> method), 1429
<code>score()</code> ( <code>evalml.objectives.standard_metrics.MAE</code> method), 553	<code>score()</code> ( <code>evalml.pipelines.components.utils.WrappedSKRegressor</code> method), 1431
<code>score()</code> ( <code>evalml.objectives.standard_metrics.MAPE</code> method), 555	<code>score()</code> ( <code>evalml.pipelines.multiclass_classification_pipeline.MulticlassClassificationPipeline</code> method), 1686
<code>score()</code> ( <code>evalml.objectives.standard_metrics.MASE</code> method), 556	<code>score()</code> ( <code>evalml.pipelines.MulticlassClassificationPipeline</code> method), 1847
<code>score()</code> ( <code>evalml.objectives.standard_metrics.MaxError</code> method), 558	<code>score()</code> ( <code>evalml.pipelines.multiseries_regression_pipeline.MultiseriesRegressionPipeline</code> method), 1694
<code>score()</code> ( <code>evalml.objectives.standard_metrics.MCCBinary</code> method), 560	<code>score()</code> ( <code>evalml.pipelines.MultiseriesRegressionPipeline</code> method), 1855
<code>score()</code> ( <code>evalml.objectives.standard_metrics.MCCMulticlass</code> method), 562	<code>score()</code> ( <code>evalml.pipelines.pipeline_base.PipelineBase</code> method), 1700
<code>score()</code> ( <code>evalml.objectives.standard_metrics.MeanSquaredError</code> method), 564	<code>score()</code> ( <code>evalml.pipelines.PipelineBase</code> method), 1869
<code>score()</code> ( <code>evalml.objectives.standard_metrics.MedianAE</code> method), 566	<code>score()</code> ( <code>evalml.pipelines.regression_pipeline.RegressionPipeline</code> method), 1708
<code>score()</code> ( <code>evalml.objectives.standard_metrics.MSE</code> method), 567	<code>score()</code> ( <code>evalml.pipelines.RegressionPipeline</code> method), 1885
<code>score()</code> ( <code>evalml.objectives.standard_metrics.Precision</code> method), 570	<code>score()</code> ( <code>evalml.pipelines.time_series_classification_pipelines.TimeSeriesClassificationPipeline</code> method), 1717
<code>score()</code> ( <code>evalml.objectives.standard_metrics.PrecisionMacro</code> method), 571	<code>score()</code> ( <code>evalml.pipelines.time_series_classification_pipelines.TimeSeriesClassificationPipeline</code> method), 1724
<code>score()</code> ( <code>evalml.objectives.standard_metrics.PrecisionMicro</code> method), 573	<code>score()</code> ( <code>evalml.pipelines.time_series_classification_pipelines.TimeSeriesClassificationPipeline</code> method), 1732
<code>score()</code> ( <code>evalml.objectives.standard_metrics.PrecisionWeighted</code> method), 575	<code>score()</code> ( <code>evalml.pipelines.time_series_pipeline_base.TimeSeriesPipelineBase</code> method), 1739
<code>score()</code> ( <code>evalml.objectives.standard_metrics.R2</code> method), 577	<code>score()</code> ( <code>evalml.pipelines.time_series_regression_pipeline.TimeSeriesRegressionPipeline</code> method), 1748
<code>score()</code> ( <code>evalml.objectives.standard_metrics.Recall</code> method), 579	<code>score()</code> ( <code>evalml.pipelines.TimeSeriesBinaryClassificationPipeline</code> method), 1925
<code>score()</code> ( <code>evalml.objectives.standard_metrics.RecallMacro</code> method), 581	<code>score()</code> ( <code>evalml.pipelines.TimeSeriesClassificationPipeline</code> method), 1932
<code>score()</code> ( <code>evalml.objectives.standard_metrics.RecallMicro</code> method), 582	<code>score()</code> ( <code>evalml.pipelines.TimeSeriesMulticlassClassificationPipeline</code> method), 1945
<code>score()</code> ( <code>evalml.objectives.standard_metrics.RecallWeighted</code> method), 584	<code>score()</code> ( <code>evalml.pipelines.TimeSeriesRegressionPipeline</code> method), 1953
<code>score()</code> ( <code>evalml.objectives.standard_metrics.RootMeanSquaredError</code> method), 586	<code>score_needs_proba</code> ( <code>evalml.objectives.binary_classification_objective.BinaryClassificationObjective</code> property), 500
<code>score()</code> ( <code>evalml.objectives.standard_metrics.RootMeanSquaredLogError</code> method), 588	<code>score_needs_proba</code> ( <code>evalml.objectives.BinaryClassificationObjective</code> property), 617
<code>score()</code> ( <code>evalml.objectives.standard_metrics.SMAPE</code> method), 589	<code>score_needs_proba</code> ( <code>evalml.objectives.multiclass_classification_objective.MulticlassClassificationObjective</code> property), 511
<code>score()</code> ( <code>evalml.objectives.time_series_regression_objective.TimeSeriesRegressionObjective</code> method), 592	<code>score_needs_proba</code> ( <code>evalml.objectives.MulticlassClassificationObjective</code> property), 560
<code>score()</code> ( <code>evalml.pipelines.binary_classification_pipeline.BinaryClassificationPipeline</code> method), 1665	<code>score_needs_proba</code> ( <code>evalml.objectives.objective_base.ObjectiveBase</code> property), 516
<code>score()</code> ( <code>evalml.pipelines.BinaryClassificationPipeline</code> method), 1766	<code>score_needs_proba</code> ( <code>evalml.objectives.ObjectiveBase</code> property), 662
<code>score()</code> ( <code>evalml.pipelines.classification_pipeline.ClassificationPipeline</code> method), 1673	<code>score_needs_proba</code> ( <code>evalml.objectives.regression_objective.RegressionObjective</code> property), 516
<code>score()</code> ( <code>evalml.pipelines.ClassificationPipeline</code> method), 1779	<code>score_needs_proba</code> ( <code>evalml.objectives.RegressionObjective</code> property), 682
	<code>score_needs_proba</code> ( <code>evalml.objectives.time_series_regression_objective.TimeSeriesRegressionObjective</code> property), 516

property), 592

score\_pipeline() (in module `evalml.automl.engine.engine_base`), 301

score\_pipelines() (`evalml.automl.automl_search.AutoMLSearch` method), 319

score\_pipelines() (`evalml.automl.AutoMLSearch` method), 336

score\_pipelines() (`evalml.AutoMLSearch` method), 2049

search() (`evalml.automl.automl_search.AutoMLSearch` method), 320

search() (`evalml.automl.AutoMLSearch` method), 336

search() (`evalml.AutoMLSearch` method), 2050

search() (in module `evalml`), 2050

search() (in module `evalml.automl`), 339

search() (in module `evalml.automl.automl_search`), 320

search\_iteration\_plot() (`evalml.automl.pipeline_search_plots.PipelineSearchPlots` class method), 324

search\_iterative() (in module `evalml`), 2051

search\_iterative() (in module `evalml.automl`), 340

search\_iterative() (in module `evalml.automl.automl_search`), 321

SearchIterationPlot (class in `evalml.automl.pipeline_search_plots`), 324

SEED\_BOUNDS (in module `evalml.utils`), 2042

SEED\_BOUNDS (in module `evalml.utils.gen_utils`), 2035

SelectByType (class in `evalml.pipelines.components`), 1582

SelectByType (class in `evalml.pipelines.components.transformers`), 1382

SelectByType (class in `evalml.pipelines.components.transformers.column_selectors`), 1303

SelectColumns (class in `evalml.pipelines.components`), 1584

SelectColumns (class in `evalml.pipelines.components.transformers`), 1384

SelectColumns (class in `evalml.pipelines.components.transformers.column_selectors`), 1305

send\_data\_to\_cluster() (`evalml.automl.engine.dask_engine.DaskEngine` method), 297

send\_data\_to\_cluster() (`evalml.automl.engine.DaskEngine` method), 307

SensitivityLowAlert (class in `evalml.objectives`), 686

SensitivityLowAlert (class in `evalml.objectives.sensitivity_low_alert`), 517

SequentialComputation (class in `evalml.automl.engine.sequential_engine`), 303

SequentialEngine (class in `evalml.automl`), 341

SequentialEngine (class in `evalml.automl.engine`), 310

SequentialEngine (class in `evalml.automl.engine.sequential_engine`), 304

set\_fit() (`evalml.pipelines.components.component_base_meta.ComponentBaseMeta` class method), 1424

set\_fit() (`evalml.pipelines.components.ComponentBaseMeta` class method), 1454

set\_fit() (`evalml.pipelines.components.transformers.encoders.onehot_encoder.OneHotEncoder` class method), 1072

set\_fit() (`evalml.pipelines.components.transformers.encoders.ordinal_encoder.OrdinalEncoder` class method), 1076

set\_fit() (`evalml.pipelines.components.transformers.imputers.target_imputer.TargetImputer` class method), 1144

set\_fit() (`evalml.pipelines.pipeline_meta.PipelineBaseMeta` class method), 1702

set\_fit() (`evalml.utils.base_meta.BaseMeta` class method), 2027

set\_params() (`evalml.pipelines.components.utils.WrappedSKClassifier` method), 1430

set\_params() (`evalml.pipelines.components.utils.WrappedSKRegressor` method), 1431

set\_period() (`evalml.pipelines.components.PolynomialDecomposer` method), 1557

set\_period() (`evalml.pipelines.components.STLDecomposer` method), 1607

set\_period() (`evalml.pipelines.components.transformers.PolynomialDecomposer` method), 1367

set\_period() (`evalml.pipelines.components.transformers.preprocessing.StandardScaler` method), 1230

set\_period() (`evalml.pipelines.components.transformers.preprocessing.StandardScaler` method), 1171

set\_period() (`evalml.pipelines.components.transformers.preprocessing.StandardScaler` method), 1198

set\_period() (`evalml.pipelines.components.transformers.preprocessing.StandardScaler` method), 1256

set\_period() (`evalml.pipelines.components.transformers.preprocessing.StandardScaler` method), 1207

set\_period() (`evalml.pipelines.components.transformers.preprocessing.StandardScaler` method), 1264

set\_period() (`evalml.pipelines.components.transformers.STLDecomposer` method), 1396

setup\_job\_log() (`evalml.automl.engine.cf_engine.CFEngine` static method), 295

setup\_job\_log() (`evalml.automl.engine.CFEngine` static method), 306

setup\_job\_log() (`evalml.automl.engine.dask_engine.DaskEngine` static method), 298

setup\_job\_log() (`evalml.automl.engine.DaskEngine` static method), 307

setup\_job\_log() (`evalml.automl.engine.engine_base.EngineBase` static method), 300

[setup\\_job\\_log\(\)](#) ([evalml.automl.engine.EngineBase](#) static method), 309  
[setup\\_job\\_log\(\)](#) ([evalml.automl.engine.sequential\\_engines.SequentialEngine](#) static method), 304  
[setup\\_job\\_log\(\)](#) ([evalml.automl.engine.SequentialEngines](#) static method), 310  
[setup\\_job\\_log\(\)](#) ([evalml.automl.EngineBase](#) static method), 336  
[setup\\_job\\_log\(\)](#) ([evalml.automl.SequentialEngine](#) static method), 341  
[should\\_continue\(\)](#) ([evalml.automl.Progress](#) method), 338  
[should\\_continue\(\)](#) ([evalml.automl.progress.Progress](#) method), 325  
[silent\\_error\\_callback\(\)](#) (in module [evalml.automl.callbacks](#)), 323  
[SimpleImputer](#) (class in [evalml.pipelines](#)), 1892  
[SimpleImputer](#) (class in [evalml.pipelines.components](#)), 1586  
[SimpleImputer](#) (class in [evalml.pipelines.components.transformers](#)), 1387  
[SimpleImputer](#) (class in [evalml.pipelines.components.transformers.imputers](#)), 1156  
[SimpleImputer](#) (class in [evalml.pipelines.components.transformers.imputers.imputer\\_base](#)), 1138  
[SKOptTuner](#) (class in [evalml.tuners](#)), 2024  
[SKOptTuner](#) (class in [evalml.tuners.skopt\\_tuner](#)), 2017  
[SMAPE](#) (class in [evalml.objectives](#)), 688  
[SMAPE](#) (class in [evalml.objectives.standard\\_metrics](#)), 588  
[sparsity\\_score\(\)](#) ([evalml.data\\_checks.sparsity\\_data\\_check.SparsityDataCheck](#) static method), 385  
[sparsity\\_score\(\)](#) ([evalml.data\\_checks.SparsityDataCheck](#) static method), 435  
[SparsityDataCheck](#) (class in [evalml.data\\_checks](#)), 434  
[SparsityDataCheck](#) (class in [evalml.data\\_checks.sparsity\\_data\\_check](#)), 384  
[split\(\)](#) ([evalml.preprocessing.data\\_splitters.KFold](#) method), 1988  
[split\(\)](#) ([evalml.preprocessing.data\\_splitters.no\\_split.NoSplit](#) method), 1980  
[split\(\)](#) ([evalml.preprocessing.data\\_splitters.NoSplit](#) method), 1989  
[split\(\)](#) ([evalml.preprocessing.data\\_splitters.sk\\_splitters.KFold](#) method), 1981  
[split\(\)](#) ([evalml.preprocessing.data\\_splitters.sk\\_splitters.StratifiedKFold](#) method), 1982  
[split\(\)](#) ([evalml.preprocessing.data\\_splitters.StratifiedKFold](#) method), 1990  
[split\(\)](#) ([evalml.preprocessing.data\\_splitters.time\\_series\\_split.TimeSeriesSplit](#) method), 1985  
[split\(\)](#) ([evalml.preprocessing.data\\_splitters.TimeSeriesSplit](#) method), 1992  
[split\(\)](#) ([evalml.preprocessing.data\\_splitters.training\\_validation\\_split.TrainingValidationSplit](#) method), 1987  
[split\(\)](#) ([evalml.preprocessing.data\\_splitters.TrainingValidationSplit](#) method), 1994  
[split\(\)](#) ([evalml.preprocessing.NoSplit](#) method), 1999  
[split\(\)](#) ([evalml.preprocessing.TimeSeriesSplit](#) method), 2002  
[split\(\)](#) ([evalml.preprocessing.TrainingValidationSplit](#) method), 2004  
[split\\_data\(\)](#) (in module [evalml.preprocessing](#)), 1999  
[split\\_data\(\)](#) (in module [evalml.preprocessing.utils](#)), 1995  
[split\\_multiseries\\_data\(\)](#) (in module [evalml.preprocessing](#)), 2000  
[split\\_multiseries\\_data\(\)](#) (in module [evalml.preprocessing.utils](#)), 1996  
[stack\\_data\(\)](#) (in module [evalml.pipelines.utils](#)), 1754  
[stack\\_X\(\)](#) (in module [evalml.pipelines.utils](#)), 1754  
[StackedEnsembleBase](#) (class in [evalml.pipelines](#)), 1895  
[StackedEnsembleBase](#) (class in [evalml.pipelines.components](#)), 1589  
[StackedEnsembleBase](#) (class in [evalml.pipelines.components.ensemble](#)), 703  
[StackedEnsembleBase](#) (class in [evalml.pipelines.components.ensemble.stacked\\_ensemble\\_base](#)), 691  
[StackedEnsembleClassifier](#) (class in [evalml.pipelines](#)), 1898  
[StackedEnsembleClassifier](#) (class in [evalml.pipelines.components](#)), 1592  
[StackedEnsembleClassifier](#) (class in [evalml.pipelines.components.ensemble](#)), 706  
[StackedEnsembleClassifier](#) (class in [evalml.pipelines.components.ensemble.stacked\\_ensemble\\_classifier](#)), 694  
[StackedEnsembleRegressor](#) (class in [evalml.pipelines](#)), 1902  
[StackedEnsembleRegressor](#) (class in [evalml.pipelines.components](#)), 1596  
[StackedEnsembleRegressor](#) (class in [evalml.pipelines.components.ensemble](#)), 710  
[StackedEnsembleRegressor](#) (class in [evalml.pipelines.components.ensemble.stacked\\_ensemble\\_regressor](#)), 694  
[standardize\\_format\(\)](#) (in module [evalml.utils.cli\\_utils](#)), 2029  
[StandardScaler](#) (class in [evalml.pipelines](#)), 1906  
[StandardScaler](#) (class in [evalml.pipelines.components](#)), 1600



StandardScaler (class in `submit_evaluation_job()`  
`evalml.pipelines.components.transformers`), (evalml.automl.EngineBase method), 336  
1389 `submit_evaluation_job()`

StandardScaler (class in (evalml.automl.SequentialEngine method),  
`evalml.pipelines.components.transformers.scalers`), 341  
1295 `submit_scoring_job()`

StandardScaler (class in (evalml.automl.engine.cf\_engine.CFEngine  
`evalml.pipelines.components.transformers.scalers.standard_scaler`), 295  
1293 `submit_scoring_job()`

`start_timing()` (evalml.automl.Progress method), 338 (evalml.automl.engine.CFEngine method),  
`start_timing()` (evalml.automl.progress.Progress 306  
method), 326 `submit_scoring_job()`

STLDecomposer (class in `evalml.pipelines.components`), (evalml.automl.engine.dask\_engine.DaskEngine  
1602 method), 298

STLDecomposer (class in `submit_scoring_job()`  
`evalml.pipelines.components.transformers`), (evalml.automl.engine.DaskEngine method),  
1392 308

STLDecomposer (class in `submit_scoring_job()`  
`evalml.pipelines.components.transformers.preprocessing`), (evalml.automl.engine.engine\_base.EngineBase  
1259 method), 300

STLDecomposer (class in `submit_scoring_job()`  
`evalml.pipelines.components.transformers.preprocessing.stl_decomposer`), (evalml.automl.engine.EngineBase method),  
1202 309

StratifiedKFold (class in `submit_scoring_job()`  
`evalml.preprocessing.data_splitters`), 1989 (evalml.automl.engine.sequential\_engine.SequentialEngine  
method), 304

StratifiedKFold (class in method), 304  
`evalml.preprocessing.data_splitters.sk_splitters`), `submit_scoring_job()`  
1981 (evalml.automl.engine.SequentialEngine  
method), 310

`submit()` (evalml.automl.engine.cf\_engine.CFClient method), 294 `submit_scoring_job()` (evalml.automl.EngineBase  
method), 337

`submit_evaluation_job()` `submit_scoring_job()`  
(evalml.automl.engine.cf\_engine.CFEngine method), 295 (evalml.automl.SequentialEngine method),  
341

`submit_evaluation_job()` `submit_training_job()`  
(evalml.automl.engine.CFEngine method), 306 (evalml.automl.engine.cf\_engine.CFEngine  
method), 296

`submit_evaluation_job()` `submit_training_job()`  
(evalml.automl.engine.dask\_engine.DaskEngine method), 298 (evalml.automl.engine.CFEngine method),  
307

`submit_evaluation_job()` `submit_training_job()`  
(evalml.automl.engine.DaskEngine method), 308 (evalml.automl.engine.dask\_engine.DaskEngine  
method), 298

`submit_evaluation_job()` `submit_training_job()`  
(evalml.automl.engine.engine\_base.EngineBase method), 300 (evalml.automl.engine.DaskEngine method),  
308

`submit_evaluation_job()` `submit_training_job()`  
(evalml.automl.engine.EngineBase method), 309 (evalml.automl.engine.engine\_base.EngineBase  
method), 300

`submit_evaluation_job()` `submit_training_job()`  
(evalml.automl.engine.sequential\_engine.SequentialEngine method), 304 (evalml.automl.engine.EngineBase method),  
309

`submit_evaluation_job()` `submit_training_job()`  
(evalml.automl.engine.SequentialEngine method), 310 (evalml.automl.engine.sequential\_engine.SequentialEngine  
method), 310



[target\\_distribution\(\)](#) (in module `evalml.preprocessing.utils`), 1997  
[TargetDistributionDataCheck](#) (class in `evalml.data_checks`), 436  
[TargetDistributionDataCheck](#) (class in `evalml.data_checks.target_distribution_data_check`), 387  
[TargetEncoder](#) (class in `evalml.pipelines`), 1915  
[TargetEncoder](#) (class in `evalml.pipelines.components`), 1614  
[TargetEncoder](#) (class in `evalml.pipelines.components.transformers`), 1397  
[TargetEncoder](#) (class in `evalml.pipelines.components.transformers.encoder`), 1089  
[TargetEncoder](#) (class in `evalml.pipelines.components.transformers.encoder`), 1077  
[TargetImputer](#) (class in `evalml.pipelines.components`), 1617  
[TargetImputer](#) (class in `evalml.pipelines.components.transformers`), 1400  
[TargetImputer](#) (class in `evalml.pipelines.components.transformers.imputers`), 1158  
[TargetImputer](#) (class in `evalml.pipelines.components.transformers.imputers.target_imputer`), 1141  
[TargetImputerMeta](#) (class in `evalml.pipelines.components.transformers.imputers.target_imputer`), 1143  
[TargetLeakageDataCheck](#) (class in `evalml.data_checks`), 438  
[TargetLeakageDataCheck](#) (class in `evalml.data_checks.target_leakage_data_check`), 389  
[TextTransformer](#) (class in `evalml.pipelines.components.transformers.preprocessing`), 1264  
[TextTransformer](#) (class in `evalml.pipelines.components.transformers.preprocessing.text_transformers`), 1208  
[threshold](#) (`evalml.pipelines.binary_classification_pipeline` property), 1666  
[threshold](#) (`evalml.pipelines.binary_classification_pipeline_mixin.BinaryClassificationPipelineMixin` property), 1667  
[threshold](#) (`evalml.pipelines.BinaryClassificationPipeline` property), 1767  
[threshold](#) (`evalml.pipelines.time_series_classification_pipelines.time_series_classification_pipelines` property), 1717  
[threshold](#) (`evalml.pipelines.TimeSeriesBinaryClassificationPipeline` property), 1925  
[time\\_elapsed\(\)](#) (in module `evalml.utils.logger`), 2036  
[TimeSeriesBaselineEstimator](#) (class in `evalml.pipelines.components`), 1620  
[TimeSeriesBaselineEstimator](#) (class in `evalml.pipelines.components.estimators`), 1031  
[TimeSeriesBaselineEstimator](#) (class in `evalml.pipelines.components.estimators.regressors`), 930  
[TimeSeriesBaselineEstimator](#) (class in `evalml.pipelines.components.estimators.regressors.time_series_baseline_estimator`), 868  
[TimeSeriesBinaryClassificationPipeline](#) (class in `evalml.pipelines`), 1917  
[TimeSeriesBinaryClassificationPipeline](#) (class in `evalml.pipelines.time_series_classification_pipelines`), 1710  
[TimeSeriesClassificationPipeline](#) (class in `evalml.pipelines`), 1926  
[TimeSeriesClassificationPipeline](#) (class in `evalml.pipelines.time_series_classification_pipelines`), 1718  
[TimeSeriesFeaturizer](#) (class in `evalml.pipelines`), 1933  
[TimeSeriesFeaturizer](#) (class in `evalml.pipelines.components`), 1623  
[TimeSeriesFeaturizer](#) (class in `evalml.pipelines.components.transformers`), 1140  
[TimeSeriesFeaturizer](#) (class in `evalml.pipelines.components.transformers.preprocessing`), 1267  
[TimeSeriesFeaturizer](#) (class in `evalml.pipelines.components.transformers.preprocessing.time_series_featurizer`), 1211  
[TimeSeriesImputer](#) (class in `evalml.pipelines`), 1936  
[TimeSeriesImputer](#) (class in `evalml.pipelines.components`), 1626  
[TimeSeriesImputer](#) (class in `evalml.pipelines.components.transformers`), 1406  
[TimeSeriesImputer](#) (class in `evalml.pipelines.components.transformers.imputers`), 1161  
[TimeSeriesImputerPipeline](#) (class in `evalml.pipelines.components.transformers.imputers.time_series_imputer_pipeline`), 1145  
[TimeSeriesMulticlassClassificationPipeline](#) (class in `evalml.pipelines`), 1939  
[TimeSeriesMulticlassClassificationPipeline](#) (class in `evalml.pipelines.time_series_classification_pipelines`), 1725  
[TimeSeriesParametersDataCheck](#) (class in `evalml.data_checks`), 440

TimeSeriesParametersDataCheck	(class in <a href="#">evalml.data_checks.ts_parameters_data_check</a> ), 391	to_dict() ( <a href="#">evalml.data_checks.DataCheckMessage</a> method), 405
TimeSeriesPipelineBase	(class in <a href="#">evalml.pipelines.time_series_pipeline_base</a> ), 1733	to_dict() ( <a href="#">evalml.data_checks.DataCheckWarning</a> method), 408
TimeSeriesRegressionObjective	(class in <a href="#">evalml.objectives.time_series_regression_objective</a> ), 590	train_and_score_pipeline() (in module <a href="#">evalml.automl.engine</a> ), 311
TimeSeriesRegressionPipeline	(class in <a href="#">evalml.pipelines</a> ), 1946	train_and_score_pipeline() (in module <a href="#">evalml.automl.engine.engine_base</a> ), 302
TimeSeriesRegressionPipeline	(class in <a href="#">evalml.pipelines.time_series_regression_pipeline</a> ), 1741	train_pipeline() (in module <a href="#">evalml.automl.engine</a> ), 312
TimeSeriesRegularizer	(class in <a href="#">evalml.pipelines</a> ), 1954	train_pipeline() (in module <a href="#">evalml.automl.engine.engine_base</a> ), 302
TimeSeriesRegularizer	(class in <a href="#">evalml.pipelines.components</a> ), 1629	train_pipelines() ( <a href="#">evalml.automl.automl_search.AutoMLSearch</a> method), 320
TimeSeriesRegularizer	(class in <a href="#">evalml.pipelines.components.transformers</a> ), 1409	train_pipelines() ( <a href="#">evalml.AutoMLSearch</a> method), 336
TimeSeriesRegularizer	(class in <a href="#">evalml.pipelines.components.transformers.preprocessing</a> ), 1270	train_pipelines() ( <a href="#">evalml.AutoMLSearch</a> method), 2050
TimeSeriesRegularizer	(class in <a href="#">evalml.pipelines.components.transformers.preprocessing.time_series_preprocessing</a> ), 1215	training_only ( <a href="#">evalml.pipelines.components.component_base.ComponentBase</a> property), 1423
TimeSeriesSplit	(class in <a href="#">evalml.preprocessing</a> ), 2001	training_only ( <a href="#">evalml.pipelines.components.ComponentBase</a> property), 1453
TimeSeriesSplit	(class in <a href="#">evalml.preprocessing.data_splitters</a> ), 1990	TrainingValidationSplit (class in <a href="#">evalml.preprocessing</a> ), 2003
TimeSeriesSplit	(class in <a href="#">evalml.preprocessing.data_splitters.time_series_split</a> ), 1983	TrainingValidationSplit (class in <a href="#">evalml.preprocessing.data_splitters</a> ), 1992
TimeSeriesSplittingDataCheck	(class in <a href="#">evalml.data_checks</a> ), 441	TrainingValidationSplit (class in <a href="#">evalml.preprocessing.data_splitters.training_validation_split</a> ), 1985
TimeSeriesSplittingDataCheck	(class in <a href="#">evalml.data_checks.ts_splitting_data_check</a> ), 393	transform() ( <a href="#">evalml.pipelines.binary_classification_pipeline.BinaryClassificationPipeline</a> method), 1666
to_dict() ( <a href="#">evalml.data_checks.data_check_action.DataCheckAction</a> method), 347		transform() ( <a href="#">evalml.pipelines.BinaryClassificationPipeline</a> method), 1767
to_dict() ( <a href="#">evalml.data_checks.data_check_action_option.DataCheckActionOption</a> method), 349		transform() ( <a href="#">evalml.pipelines.classification_pipeline.ClassificationPipeline</a> method), 1673
to_dict() ( <a href="#">evalml.data_checks.data_check_message.DataCheckErrorMessage</a> method), 351		transform() ( <a href="#">evalml.pipelines.ClassificationPipeline</a> method), 1779
to_dict() ( <a href="#">evalml.data_checks.data_check_message.DataCheckErrorMessage</a> method), 352		transform() ( <a href="#">evalml.pipelines.component_graph.ComponentGraph</a> method), 1767
to_dict() ( <a href="#">evalml.data_checks.data_check_message.DataCheckWarning</a> method), 352		transform() ( <a href="#">evalml.pipelines.BinaryClassificationPipeline</a> method), 1767
to_dict() ( <a href="#">evalml.data_checks.DataCheckAction</a> method), 403		transform() ( <a href="#">evalml.pipelines.classification_pipeline.ClassificationPipeline</a> method), 1673
to_dict() ( <a href="#">evalml.data_checks.DataCheckActionOption</a> method), 405		transform() ( <a href="#">evalml.pipelines.ComponentGraph</a> method), 1767
to_dict() ( <a href="#">evalml.data_checks.DataCheckError</a> method), 405		transform() ( <a href="#">evalml.pipelines.ComponentGraph</a> method), 1767
		transform() ( <a href="#">evalml.pipelines.components.DateTimeFeaturizer</a> method), 1457
		transform() ( <a href="#">evalml.pipelines.components.DFSTransformer</a> method), 1467
		transform() ( <a href="#">evalml.pipelines.components.DropColumns</a> method), 1469
		transform() ( <a href="#">evalml.pipelines.components.DropNaNRowsTransformer</a> method), 1471
		transform() ( <a href="#">evalml.pipelines.components.DropNullColumns</a> method), 1474
		transform() ( <a href="#">evalml.pipelines.components.DropRowsTransformer</a> method), 1476
		transform() ( <a href="#">evalml.pipelines.components.EmailFeaturizer</a> method), 1476



method), 1485

`transform()` (`evalml.pipelines.components.FeatureSelector` method), 1502

`transform()` (`evalml.pipelines.components.Imputer` method), 1505

`transform()` (`evalml.pipelines.components.LabelEncoder` method), 1511

`transform()` (`evalml.pipelines.components.LinearDiscriminantAnalysis` method), 1521

`transform()` (`evalml.pipelines.components.LogTransformer` method), 1530

`transform()` (`evalml.pipelines.components.LSA` method), 1533

`transform()` (`evalml.pipelines.components.NaturalLanguageProcessor` method), 1538

`transform()` (`evalml.pipelines.components.OneHotEncoder` method), 1542

`transform()` (`evalml.pipelines.components.OrdinalEncoder` method), 1545

`transform()` (`evalml.pipelines.components.Oversampler` method), 1547

`transform()` (`evalml.pipelines.components.PCA` method), 1550

`transform()` (`evalml.pipelines.components.PerColumnImputer` method), 1553

`transform()` (`evalml.pipelines.components.PolynomialDecomposer` method), 1558

`transform()` (`evalml.pipelines.components.ReplaceNullableTypes` method), 1569

`transform()` (`evalml.pipelines.components.RFClassifierRFEnsemble` method), 1572

`transform()` (`evalml.pipelines.components.RFClassifierSet` method), 1575

`transform()` (`evalml.pipelines.components.RFRegressorRFEnsemble` method), 1578

`transform()` (`evalml.pipelines.components.RFRegressorSet` method), 1581

`transform()` (`evalml.pipelines.components.SelectByType` method), 1584

`transform()` (`evalml.pipelines.components.SelectColumns` method), 1586

`transform()` (`evalml.pipelines.components.SimpleImputer` method), 1588

`transform()` (`evalml.pipelines.components.StandardScaler` method), 1602

`transform()` (`evalml.pipelines.components.STLDecomposer` method), 1607

`transform()` (`evalml.pipelines.components.TargetEncoder` method), 1617

`transform()` (`evalml.pipelines.components.TargetImputer` method), 1619

`transform()` (`evalml.pipelines.components.TimeSeriesFeatureTransformer` method), 1626

`transform()` (`evalml.pipelines.components.TimeSeriesImputer` method), 1629

`transform()` (`evalml.pipelines.components.TimeSeriesRegularizer` method), 1632

`transform()` (`evalml.pipelines.components.Transformer` method), 1634

`transform()` (`evalml.pipelines.components.transformers.column_selectors.ColumnSelector` method), 1300

`transform()` (`evalml.pipelines.components.transformers.column_selectors.ColumnSelector` method), 1302

`transform()` (`evalml.pipelines.components.transformers.column_selectors.ColumnSelector` method), 1305

`transform()` (`evalml.pipelines.components.transformers.column_selectors.ColumnSelector` method), 1307

`transform()` (`evalml.pipelines.components.transformers.DateDateTimeFeatureTransformer` method), 1315

`transform()` (`evalml.pipelines.components.transformers.DFSTransformer` method), 1318

`transform()` (`evalml.pipelines.components.transformers.dimensionality_reduction.DimensionalityReductionTransformer` method), 1056

`transform()` (`evalml.pipelines.components.transformers.dimensionality_reduction.DimensionalityReductionTransformer` method), 1061

`transform()` (`evalml.pipelines.components.transformers.dimensionality_reduction.DimensionalityReductionTransformer` method), 1064

`transform()` (`evalml.pipelines.components.transformers.dimensionality_reduction.DimensionalityReductionTransformer` method), 1058

`transform()` (`evalml.pipelines.components.transformers.DropColumns` method), 1320

`transform()` (`evalml.pipelines.components.transformers.DropNaNRowsTransformer` method), 1322

`transform()` (`evalml.pipelines.components.transformers.DropNullColumnsTransformer` method), 1325

`transform()` (`evalml.pipelines.components.transformers.DropRowsTransformer` method), 1327

`transform()` (`evalml.pipelines.components.transformers.EmailFeaturizer` method), 1329

`transform()` (`evalml.pipelines.components.transformers.encoders.label_encoder.LabelEncoder` method), 1067

`transform()` (`evalml.pipelines.components.transformers.encoders.LabelEncoder` method), 1082

`transform()` (`evalml.pipelines.components.transformers.encoders.onehot_encoder.OneHotEncoder` method), 1071

`transform()` (`evalml.pipelines.components.transformers.encoders.OneHotEncoder` method), 1086

`transform()` (`evalml.pipelines.components.transformers.encoders.ordinal.OrdinalEncoder` method), 1075

`transform()` (`evalml.pipelines.components.transformers.encoders.OrdinalEncoder` method), 1089

`transform()` (`evalml.pipelines.components.transformers.encoders.target_encoder.TargetEncoder` method), 1079

`transform()` (`evalml.pipelines.components.transformers.encoders.TargetEncoder` method), 1092

`transform()` (`evalml.pipelines.components.transformers.feature_selection.FeatureSelectionTransformer` method), 1095

`transform()` (`evalml.pipelines.components.transformers.feature_selection.FeatureSelectionTransformer` method), 1095

method), 1115

transform() (evalml.pipelines.components.transformers.FeatureSelector), 1345

transform() (evalml.pipelines.components.transformers.FeatureSelector), 1348

transform() (evalml.pipelines.components.transformers.FeatureSelector), 1351

transform() (evalml.pipelines.components.transformers.FeatureSelector), 1355

transform() (evalml.pipelines.components.transformers.FeatureSelector), 1357

transform() (evalml.pipelines.components.transformers.FeatureSelector), 1360

transform() (evalml.pipelines.components.transformers.FeatureSelector), 1362

transform() (evalml.pipelines.components.transformers.FeatureSelector), 1367

transform() (evalml.pipelines.components.transformers.FeatureSelector), 1167

transform() (evalml.pipelines.components.transformers.FeatureSelector), 1227

transform() (evalml.pipelines.components.transformers.FeatureSelector), 1231

transform() (evalml.pipelines.components.transformers.FeatureSelector), 1171

transform() (evalml.pipelines.components.transformers.FeatureSelector), 1234

transform() (evalml.pipelines.components.transformers.FeatureSelector), 1174

transform() (evalml.pipelines.components.transformers.FeatureSelector), 1177

transform() (evalml.pipelines.components.transformers.FeatureSelector), 1180

transform() (evalml.pipelines.components.transformers.FeatureSelector), 1236

transform() (evalml.pipelines.components.transformers.FeatureSelector), 1239

transform() (evalml.pipelines.components.transformers.FeatureSelector), 1241

transform() (evalml.pipelines.components.transformers.FeatureSelector), 1243

transform() (evalml.pipelines.components.transformers.FeatureSelector), 1183

transform() (evalml.pipelines.components.transformers.FeatureSelector), 1186

transform() (evalml.pipelines.components.transformers.FeatureSelector), 1246

transform() (evalml.pipelines.components.transformers.FeatureSelector), 1248

transform() (evalml.pipelines.components.transformers.FeatureSelector), 1189

transform() (evalml.pipelines.components.transformers.FeatureSelector), 1192

transform() (evalml.pipelines.components.transformers.FeatureSelector), 1251

transform() (evalml.pipelines.components.transformers.FeatureSelector), 1251

method), 1198

transform() (evalml.pipelines.components.transformers.principal\_components\_transformer.PrincipalComponentsTransformer method), 1256

transform() (evalml.pipelines.components.transformers.preprocessing\_transformers.ReplaceNullsByZeroSimpleImputer method), 1201

transform() (evalml.pipelines.components.transformers.preprocessing\_transformers.StandardScaler method), 1259

transform() (evalml.pipelines.components.transformers.preprocessing\_transformers.STLDecomposer method), 1207

transform() (evalml.pipelines.components.transformers.preprocessing\_transformers.TargetEncoder method), 1264

transform() (evalml.pipelines.components.transformers.preprocessing\_transformers.TargetImputer method), 1210

transform() (evalml.pipelines.components.transformers.preprocessing\_transformers.TimeSeriesFeatureTransformer method), 1266

transform() (evalml.pipelines.components.transformers.preprocessing\_transformers.TimeSeriesFeaturizer method), 1214

transform() (evalml.pipelines.components.transformers.preprocessing\_transformers.TimeSeriesRegularizer method), 1218

transform() (evalml.pipelines.components.transformers.preprocessing\_transformers.Transformer method), 1270

transform() (evalml.pipelines.components.transformers.preprocessing\_transformers.transformer.Transformer method), 1273

transform() (evalml.pipelines.components.transformers.preprocessing\_transformers.Undersampler method), 1221

transform() (evalml.pipelines.components.transformers.preprocessing\_transformers.URLFeaturizer method), 1223

transform() (evalml.pipelines.components.transformers.preprocessing\_transformers.Undersampler method), 1276

transform() (evalml.pipelines.components.transformers.preprocessing\_transformers.URLFeaturizer method), 1370

transform() (evalml.pipelines.components.transformers.preprocessing\_transformers.FeatureSelector method), 1373

transform() (evalml.pipelines.components.transformers.preprocessing\_transformers.DropNaNRowsTransformer method), 1376

transform() (evalml.pipelines.components.transformers.preprocessing\_transformers.FeatureSelector method), 1379

transform() (evalml.pipelines.components.transformers.preprocessing\_transformers.Imputer method), 1382

transform() (evalml.pipelines.components.transformers.samplers.base\_sampler.BaseSampler method), 1279

transform() (evalml.pipelines.components.transformers.samplers.Oversampler method), 1289

transform() (evalml.pipelines.components.transformers.samplers.Oversampler method), 1282

transform() (evalml.pipelines.components.transformers.samplers.Undersampler method), 1292

transform() (evalml.pipelines.components.transformers.samplers.undersampler.Undersampler method), 1286

transform() (evalml.pipelines.components.transformers.scalers.standard\_scaler.StandardScaler method), 1294

transform() (evalml.pipelines.components.transformers.scalers.StandardScaler method), 1297

transform() (evalml.pipelines.components.transformers.SelectByType method), 1384

transform() (evalml.pipelines.components.transformers.SelectColumns method), 1386

transform() (evalml.pipelines.components.transformers.ReplaceNullsByZeroSimpleImputer method), 1389

transform() (evalml.pipelines.components.transformers.StandardScaler method), 1391

transform() (evalml.pipelines.components.transformers.STLDecomposer method), 1396

transform() (evalml.pipelines.components.transformers.TargetEncoder method), 1399

transform() (evalml.pipelines.components.transformers.TargetImputer method), 1402

transform() (evalml.pipelines.components.transformers.TimeSeriesFeatureTransformer method), 1405

transform() (evalml.pipelines.components.transformers.TimeSeriesFeaturizer method), 1408

transform() (evalml.pipelines.components.transformers.TimeSeriesRegularizer method), 1411

transform() (evalml.pipelines.components.transformers.Transformer method), 1414

transform() (evalml.pipelines.components.transformers.transformer.Transformer method), 1310

transform() (evalml.pipelines.components.transformers.Undersampler method), 1417

transform() (evalml.pipelines.components.transformers.URLFeaturizer method), 1420

transform() (evalml.pipelines.components.Undersampler method), 1637

transform() (evalml.pipelines.components.URLFeaturizer method), 1640

transform() (evalml.pipelines.DFSTransformer method), 1795

transform() (evalml.pipelines.DropNaNRowsTransformer method), 1798

transform() (evalml.pipelines.FeatureSelector method), 1821

transform() (evalml.pipelines.Imputer method), 1823

transform() (evalml.pipelines.multiclass\_classification\_pipeline.MulticlassClassificationPipeline method), 1685

transform() (evalml.pipelines.MulticlassClassificationPipeline method), 1847

transform() (evalml.pipelines.multiseries\_regression\_pipeline.MultiseriesRegressionPipeline method), 1685

transform() (evalml.pipelines.MultiseriesRegressionPipeline method), 1655

transform() (evalml.pipelines.OneHotEncoder method), 1859

transform() (evalml.pipelines.OrdinalEncoder method), 1864

transform() (evalml.pipelines.PerColumnImputer method), 1701

<code>transform()</code> ( <code>evalml.pipelines.PipelineBase</code> method), 1870	<code>transform_all_but_final()</code> ( <code>evalml.pipelines.component_graph.ComponentGraph</code> method), 1679
<code>transform()</code> ( <code>evalml.pipelines.regression_pipeline.RegressionPipeline</code> method), 1709	<code>transform_all_but_final()</code> ( <code>evalml.pipelines.ComponentGraph</code> method), 1785
<code>transform()</code> ( <code>evalml.pipelines.RegressionPipeline</code> method), 1886	<code>transform_all_but_final()</code> ( <code>evalml.pipelines.multiclass_classification_pipeline.MulticlassClassificationPipeline</code> method), 1687
<code>transform()</code> ( <code>evalml.pipelines.RFClassifierSelectFromModel</code> method), 1889	<code>transform_all_but_final()</code> ( <code>evalml.pipelines.MulticlassClassificationPipeline</code> method), 1848
<code>transform()</code> ( <code>evalml.pipelines.RFRegressorSelectFromModel</code> method), 1892	<code>transform_all_but_final()</code> ( <code>evalml.pipelines.multiseries_regression_pipeline.MultiseriesRegressionPipeline</code> method), 1695
<code>transform()</code> ( <code>evalml.pipelines.SimpleImputer</code> method), 1894	<code>transform_all_but_final()</code> ( <code>evalml.pipelines.time_series_classification_pipelines.TimeSeriesClassificationPipeline</code> method), 1855
<code>transform()</code> ( <code>evalml.pipelines.StandardScaler</code> method), 1908	<code>transform_all_but_final()</code> ( <code>evalml.pipelines.pipeline_base.PipelineBase</code> method), 1725
<code>transform()</code> ( <code>evalml.pipelines.TargetEncoder</code> method), 1917	<code>transform_all_but_final()</code> ( <code>evalml.pipelines.MulticlassClassificationPipeline</code> method), 1732
<code>transform()</code> ( <code>evalml.pipelines.time_series_classification_pipelines.TimeSeriesClassificationPipeline</code> method), 1717	<code>transform_all_but_final()</code> ( <code>evalml.pipelines.PipelineBase</code> method), 1740
<code>transform()</code> ( <code>evalml.pipelines.time_series_classification_pipelines.TimeSeriesClassificationPipeline</code> method), 1725	<code>transform_all_but_final()</code> ( <code>evalml.pipelines.time_series_regression_pipeline.TimeSeriesRegressionPipeline</code> method), 1749
<code>transform()</code> ( <code>evalml.pipelines.time_series_classification_pipelines.TimeSeriesClassificationPipeline</code> method), 1732	<code>transform_all_but_final()</code> ( <code>evalml.pipelines.regression_pipeline.RegressionPipeline</code> method), 1709
<code>transform()</code> ( <code>evalml.pipelines.time_series_pipeline_base.TimeSeriesPipelineBase</code> method), 1740	<code>transform_all_but_final()</code> ( <code>evalml.pipelines.RegressionPipeline</code> method), 1886
<code>transform()</code> ( <code>evalml.pipelines.time_series_regression_pipeline.TimeSeriesRegressionPipeline</code> method), 1749	<code>transform_all_but_final()</code> ( <code>evalml.pipelines.time_series_classification_pipelines.TimeSeriesClassificationPipeline</code> method), 1718
<code>transform()</code> ( <code>evalml.pipelines.TimeSeriesBinaryClassificationPipeline</code> method), 1925	<code>transform_all_but_final()</code> ( <code>evalml.pipelines.time_series_classification_pipelines.TimeSeriesClassificationPipeline</code> method), 1725
<code>transform()</code> ( <code>evalml.pipelines.TimeSeriesClassificationPipeline</code> method), 1932	<code>transform_all_but_final()</code> ( <code>evalml.pipelines.time_series_classification_pipelines.TimeSeriesClassificationPipeline</code> method), 1733
<code>transform()</code> ( <code>evalml.pipelines.TimeSeriesFeaturizer</code> method), 1935	<code>transform_all_but_final()</code> ( <code>evalml.pipelines.time_series_pipeline_base.TimeSeriesPipelineBase</code> method), 1740
<code>transform()</code> ( <code>evalml.pipelines.TimeSeriesImputer</code> method), 1938	<code>transform_all_but_final()</code> ( <code>evalml.pipelines.time_series_regression_pipeline.TimeSeriesRegressionPipeline</code> method), 1749
<code>transform()</code> ( <code>evalml.pipelines.TimeSeriesMulticlassClassificationPipeline</code> method), 1946	<code>transform_all_but_final()</code> ( <code>evalml.pipelines.TimeSeriesBinaryClassificationPipeline</code> method), 1925
<code>transform()</code> ( <code>evalml.pipelines.TimeSeriesRegressionPipeline</code> method), 1954	<code>transform_all_but_final()</code> ( <code>evalml.pipelines.TimeSeriesClassificationPipeline</code> method), 1932
<code>transform()</code> ( <code>evalml.pipelines.TimeSeriesRegularizer</code> method), 1957	<code>transform_all_but_final()</code> ( <code>evalml.pipelines.TimeSeriesMulticlassClassificationPipeline</code> method), 1946
<code>transform()</code> ( <code>evalml.pipelines.Transformer</code> method), 1960	
<code>transform_all_but_final()</code> ( <code>evalml.pipelines.binary_classification_pipeline.BinaryClassificationPipeline</code> method), 1666	
<code>transform_all_but_final()</code> ( <code>evalml.pipelines.BinaryClassificationPipeline</code> method), 1767	
<code>transform_all_but_final()</code> ( <code>evalml.pipelines.classification_pipeline.ClassificationPipeline</code> method), 1674	
<code>transform_all_but_final()</code> ( <code>evalml.pipelines.ClassificationPipeline</code> method), 1780	



[transform\\_all\\_but\\_final\(\)](#) (*evalml.pipelines.TimeSeriesRegressionPipeline* method), 1954  
[Transformer](#) (class in *evalml.pipelines*), 1958  
[Transformer](#) (class in *evalml.pipelines.components*), 1632  
[Transformer](#) (class in *evalml.pipelines.components.transformers*), 1412  
[Transformer](#) (class in *evalml.pipelines.components.transformers.transformer*), 1308  
[tune\\_binary\\_threshold\(\)](#) (in module *evalml.automl*), 342  
[tune\\_binary\\_threshold\(\)](#) (in module *evalml.automl.utils*), 328  
[Tuner](#) (class in *evalml.tuners*), 2025  
[Tuner](#) (class in *evalml.tuners.tuner*), 2019

## U

[Undersampler](#) (class in *evalml.pipelines.components*), 1635  
[Undersampler](#) (class in *evalml.pipelines.components.transformers*), 1415  
[Undersampler](#) (class in *evalml.pipelines.components.transformers.samplers*), 1289  
[Undersampler](#) (class in *evalml.pipelines.components.transformers.samplers.undersampler*), 1283  
[uniqueness\\_score\(\)](#) (*evalml.data\_checks.uniqueness\_data\_check.UniquenessDataCheck* static method), 395  
[uniqueness\\_score\(\)](#) (*evalml.data\_checks.UniquenessDataCheck* static method), 443  
[UniquenessDataCheck](#) (class in *evalml.data\_checks*), 442  
[UniquenessDataCheck](#) (class in *evalml.data\_checks.uniqueness\_data\_check*), 395  
[unstack\\_multiseries\(\)](#) (in module *evalml.pipelines.utils*), 1754  
[update\(\)](#) (*evalml.automl.pipeline\_search\_plots.SearchIterationPlot* method), 324  
[update\\_parameters\(\)](#) (*evalml.pipelines.ARIMAREgressor* method), 1760  
[update\\_parameters\(\)](#) (*evalml.pipelines.CatBoostClassifier* method), 1770  
[update\\_parameters\(\)](#) (*evalml.pipelines.CatBoostRegressor* method), 1774  
[update\\_parameters\(\)](#) (*evalml.pipelines.components.ARIMAREgressor* method), 1438  
[update\\_parameters\(\)](#) (*evalml.pipelines.components.BaselineClassifier* method), 1441  
[update\\_parameters\(\)](#) (*evalml.pipelines.components.BaselineRegressor* method), 1444  
[update\\_parameters\(\)](#) (*evalml.pipelines.components.CatBoostClassifier* method), 1448  
[update\\_parameters\(\)](#) (*evalml.pipelines.components.CatBoostRegressor* method), 1451  
[update\\_parameters\(\)](#) (*evalml.pipelines.components.component\_base.ComponentBase* method), 1423  
[update\\_parameters\(\)](#) (*evalml.pipelines.components.ComponentBase* method), 1453  
[update\\_parameters\(\)](#) (*evalml.pipelines.components.DateTimeFeaturizer* method), 1457  
[update\\_parameters\(\)](#) (*evalml.pipelines.components.DecisionTreeClassifier* method), 1460  
[update\\_parameters\(\)](#) (*evalml.pipelines.components.DecisionTreeRegressor* method), 1464  
[update\\_parameters\(\)](#) (*evalml.pipelines.components.DFSTransformer* method), 1467  
[update\\_parameters\(\)](#) (*evalml.pipelines.components.DropColumns* method), 1469  
[update\\_parameters\(\)](#) (*evalml.pipelines.components.DropNaNRowsTransformer* method), 1472  
[update\\_parameters\(\)](#) (*evalml.pipelines.components.DropNullColumns* method), 1474  
[update\\_parameters\(\)](#) (*evalml.pipelines.components.DropRowsTransformer* method), 1477  
[update\\_parameters\(\)](#) (*evalml.pipelines.components.ElasticNetClassifier* method), 1480  
[update\\_parameters\(\)](#) (*evalml.pipelines.components.ElasticNetRegressor* method), 1483  
[update\\_parameters\(\)](#) (*evalml.pipelines.components.EmailFeaturizer* method), 1486  
[update\\_parameters\(\)](#)



<code>(evalml.pipelines.components.estimators.classifiers.VowpalWabbitClassifier.update_parameters()</code> <code>method), 810</code>	<code>(evalml.pipelines.components.estimators.ProphetRegressor.update_parameters()</code> <code>method), 1018</code>
<code>update_parameters()</code> <code>(evalml.pipelines.components.estimators.classifiers.xgboost_classifier.update_parameters()</code> <code>method), 768</code>	<code>update_parameters()</code> <code>(evalml.pipelines.components.estimators.RandomForestClassifier.update_parameters()</code> <code>method), 1021</code>
<code>update_parameters()</code> <code>(evalml.pipelines.components.estimators.classifiers.XGBoostClassifier.update_parameters()</code> <code>method), 813</code>	<code>update_parameters()</code> <code>(evalml.pipelines.components.estimators.RandomForestRegressor.update_parameters()</code> <code>method), 1024</code>
<code>update_parameters()</code> <code>(evalml.pipelines.components.estimators.DecisionTreeClassifier.update_parameters()</code> <code>method), 969</code>	<code>update_parameters()</code> <code>(evalml.pipelines.components.estimators.regressors.arima_regressor.update_parameters()</code> <code>method), 819</code>
<code>update_parameters()</code> <code>(evalml.pipelines.components.estimators.DecisionTreeRegressor.update_parameters()</code> <code>method), 973</code>	<code>update_parameters()</code> <code>(evalml.pipelines.components.estimators.regressors.ARIMAREgressor.update_parameters()</code> <code>method), 888</code>
<code>update_parameters()</code> <code>(evalml.pipelines.components.estimators.ElasticNetClassifier.update_parameters()</code> <code>method), 976</code>	<code>update_parameters()</code> <code>(evalml.pipelines.components.estimators.regressors.baseline_regressor.update_parameters()</code> <code>method), 822</code>
<code>update_parameters()</code> <code>(evalml.pipelines.components.estimators.ElasticNetRegressor.update_parameters()</code> <code>method), 979</code>	<code>update_parameters()</code> <code>(evalml.pipelines.components.estimators.regressors.BaselineRegressor.update_parameters()</code> <code>method), 891</code>
<code>update_parameters()</code> <code>(evalml.pipelines.components.estimators.Estimator.update_parameters()</code> <code>method), 983</code>	<code>update_parameters()</code> <code>(evalml.pipelines.components.estimators.regressors.catboost_regressor.update_parameters()</code> <code>method), 826</code>
<code>update_parameters()</code> <code>(evalml.pipelines.components.estimators.estimator.Estimator.update_parameters()</code> <code>method), 947</code>	<code>update_parameters()</code> <code>(evalml.pipelines.components.estimators.regressors.CatBoostRegressor.update_parameters()</code> <code>method), 895</code>
<code>update_parameters()</code> <code>(evalml.pipelines.components.estimators.ExponentialSmoothingRegressor.update_parameters()</code> <code>method), 987</code>	<code>update_parameters()</code> <code>(evalml.pipelines.components.estimators.regressors.decision_tree_regressor.update_parameters()</code> <code>method), 830</code>
<code>update_parameters()</code> <code>(evalml.pipelines.components.estimators.ExtraTreesClassifier.update_parameters()</code> <code>method), 990</code>	<code>update_parameters()</code> <code>(evalml.pipelines.components.estimators.regressors.DecisionTreeRegressor.update_parameters()</code> <code>method), 898</code>
<code>update_parameters()</code> <code>(evalml.pipelines.components.estimators.ExtraTreesRegressor.update_parameters()</code> <code>method), 994</code>	<code>update_parameters()</code> <code>(evalml.pipelines.components.estimators.regressors.elasticnet_regressor.update_parameters()</code> <code>method), 834</code>
<code>update_parameters()</code> <code>(evalml.pipelines.components.estimators.KNeighborsClassifier.update_parameters()</code> <code>method), 998</code>	<code>update_parameters()</code> <code>(evalml.pipelines.components.estimators.regressors.ElasticNetRegressor.update_parameters()</code> <code>method), 902</code>
<code>update_parameters()</code> <code>(evalml.pipelines.components.estimators.LightGBMClassifier.update_parameters()</code> <code>method), 1001</code>	<code>update_parameters()</code> <code>(evalml.pipelines.components.estimators.regressors.et_regressor.update_parameters()</code> <code>method), 838</code>
<code>update_parameters()</code> <code>(evalml.pipelines.components.estimators.LightGBMRegressor.update_parameters()</code> <code>method), 1005</code>	<code>update_parameters()</code> <code>(evalml.pipelines.components.estimators.regressors.exponential_smoothing_regressor.update_parameters()</code> <code>method), 843</code>
<code>update_parameters()</code> <code>(evalml.pipelines.components.estimators.LinearRegressor.update_parameters()</code> <code>method), 1008</code>	<code>update_parameters()</code> <code>(evalml.pipelines.components.estimators.regressors.ExponentialSmoothingRegressor.update_parameters()</code> <code>method), 906</code>
<code>update_parameters()</code> <code>(evalml.pipelines.components.estimators.LogisticRegressionClassifier.update_parameters()</code> <code>method), 1011</code>	<code>update_parameters()</code> <code>(evalml.pipelines.components.estimators.regressors.ExtraTreesRegressor.update_parameters()</code> <code>method), 910</code>
<code>update_parameters()</code> <code>(evalml.pipelines.components.estimators.MultiseriesTimeSeriesRegressor.update_parameters()</code> <code>method), 1014</code>	<code>update_parameters()</code> <code>(evalml.pipelines.components.estimators.regressors.lightgbm_regressor.update_parameters()</code> <code>method), 847</code>
<code>update_parameters()</code>	<code>update_parameters()</code>

<code>(evalml.pipelines.components.estimators.regressors.LightGBMRegressor</code> <code>method), 913</code>	<code>(evalml.pipelines.components.estimators.regressors.XGBoostRegressor</code> <code>method), 943</code>
<code>update_parameters()</code> <code>(evalml.pipelines.components.estimators.regressors.linear_regression_pipeline_regressor</code> <code>method), 851</code>	<code>update_parameters()</code> <code>(evalml.pipelines.components.estimators.SVMClassifier</code> <code>method), 1027</code>
<code>update_parameters()</code> <code>(evalml.pipelines.components.estimators.regressors.LinearRegression</code> <code>method), 916</code>	<code>update_parameters()</code> <code>(evalml.pipelines.components.estimators.SVMRegressor</code> <code>method), 1030</code>
<code>update_parameters()</code> <code>(evalml.pipelines.components.estimators.regressors.multiseries_pipeline_regressor</code> <code>method), 854</code>	<code>update_parameters()</code> <code>(evalml.pipelines.components.estimators.MultiseriesRegressor</code> <code>method), 1034</code>
<code>update_parameters()</code> <code>(evalml.pipelines.components.estimators.regressors.MultiseriesPipelineRegressor</code> <code>method), 920</code>	<code>update_parameters()</code> <code>(evalml.pipelines.components.estimators.VARMAXRegressor</code> <code>method), 1037</code>
<code>update_parameters()</code> <code>(evalml.pipelines.components.estimators.regressors.prophet_pipeline_regressor</code> <code>method), 860</code>	<code>update_parameters()</code> <code>(evalml.pipelines.components.estimators.VowpalWabbitBinaryClassifier</code> <code>method), 1040</code>
<code>update_parameters()</code> <code>(evalml.pipelines.components.estimators.regressors.ProphetRegressor</code> <code>method), 924</code>	<code>update_parameters()</code> <code>(evalml.pipelines.components.estimators.VowpalWabbitMulticlassClassifier</code> <code>method), 1043</code>
<code>update_parameters()</code> <code>(evalml.pipelines.components.estimators.regressors.RandomForestRegressor</code> <code>method), 927</code>	<code>update_parameters()</code> <code>(evalml.pipelines.components.estimators.VowpalWabbitRegressor</code> <code>method), 1046</code>
<code>update_parameters()</code> <code>(evalml.pipelines.components.estimators.regressors.rf_regressor</code> <code>method), 864</code>	<code>update_parameters()</code> <code>(evalml.pipelines.components.estimators.XGBoostClassifier</code> <code>method), 1050</code>
<code>update_parameters()</code> <code>(evalml.pipelines.components.estimators.regressors.svm_regressor</code> <code>method), 867</code>	<code>update_parameters()</code> <code>(evalml.pipelines.components.estimators.XGBoostRegressor</code> <code>method), 1053</code>
<code>update_parameters()</code> <code>(evalml.pipelines.components.estimators.regressors.SVMRegressor</code> <code>method), 930</code>	<code>update_parameters()</code> <code>(evalml.pipelines.components.ExponentialSmoothingRegressor</code> <code>method), 1492</code>
<code>update_parameters()</code> <code>(evalml.pipelines.components.estimators.regressors.time_series_pipeline_regressor</code> <code>method), 871</code>	<code>update_parameters()</code> <code>(evalml.pipelines.components.estimators.TimeSeriesBaselineEstimator</code> <code>method), 1496</code>
<code>update_parameters()</code> <code>(evalml.pipelines.components.estimators.regressors.TimeSeriesBaselineEstimator</code> <code>method), 933</code>	<code>update_parameters()</code> <code>(evalml.pipelines.components.ExtraTreesRegressor</code> <code>method), 1500</code>
<code>update_parameters()</code> <code>(evalml.pipelines.components.estimators.regressors.varmax_pipeline_regressor</code> <code>method), 875</code>	<code>update_parameters()</code> <code>(evalml.pipelines.components.FeatureSelector</code> <code>method), 1503</code>
<code>update_parameters()</code> <code>(evalml.pipelines.components.estimators.regressors.VARMAXRegressor</code> <code>method), 937</code>	<code>update_parameters()</code> <code>(evalml.pipelines.components.Imputer</code> <code>method), 1505</code>
<code>update_parameters()</code> <code>(evalml.pipelines.components.estimators.regressors.vowpal_wabbit_multiclass_classifier</code> <code>method), 879</code>	<code>update_parameters()</code> <code>(evalml.pipelines.components.VowpalWabbitMulticlassClassifier</code> <code>method), 1509</code>
<code>update_parameters()</code> <code>(evalml.pipelines.components.estimators.regressors.VowpalWabbitRegressor</code> <code>method), 940</code>	<code>update_parameters()</code> <code>(evalml.pipelines.components.LabelEncoder</code> <code>method), 1511</code>
<code>update_parameters()</code> <code>(evalml.pipelines.components.estimators.regressors.xgboost_pipeline_regressor</code> <code>method), 883</code>	<code>update_parameters()</code> <code>(evalml.pipelines.components.LightGBMClassifier</code> <code>method), 1515</code>
<code>update_parameters()</code>	<code>update_parameters()</code>



<i>(evalml.pipelines.components.LightGBMRegressor method), 1519</i>	<i>(evalml.pipelines.components.RFClassifierRFSelector method), 1572</i>
<code>update_parameters()</code> <i>(evalml.pipelines.components.LinearDiscriminantAnalysis method), 1521</i>	<code>update_parameters()</code> <i>(evalml.pipelines.components.RFClassifierSelectFromModel method), 1575</i>
<code>update_parameters()</code> <i>(evalml.pipelines.components.LinearRegressor method), 1524</i>	<code>update_parameters()</code> <i>(evalml.pipelines.components.RFRegressorRFSelector method), 1578</i>
<code>update_parameters()</code> <i>(evalml.pipelines.components.LogisticRegressionClassifier method), 1528</i>	<code>update_parameters()</code> <i>(evalml.pipelines.components.RFRegressorSelectFromModel method), 1581</i>
<code>update_parameters()</code> <i>(evalml.pipelines.components.LogTransformer method), 1530</i>	<code>update_parameters()</code> <i>(evalml.pipelines.components.SelectByType method), 1584</i>
<code>update_parameters()</code> <i>(evalml.pipelines.components.LSA method), 1533</i>	<code>update_parameters()</code> <i>(evalml.pipelines.components.SelectColumns method), 1586</i>
<code>update_parameters()</code> <i>(evalml.pipelines.components.MultiseriesTimeSeriesBaselineRegressor method), 1536</i>	<code>update_parameters()</code> <i>(evalml.pipelines.components.SimpleImputer method), 1589</i>
<code>update_parameters()</code> <i>(evalml.pipelines.components.NaturalLanguageFeaturizer method), 1538</i>	<code>update_parameters()</code> <i>(evalml.pipelines.components.StackedEnsembleBase method), 1592</i>
<code>update_parameters()</code> <i>(evalml.pipelines.components.OneHotEncoder method), 1542</i>	<code>update_parameters()</code> <i>(evalml.pipelines.components.StackedEnsembleClassifier method), 1596</i>
<code>update_parameters()</code> <i>(evalml.pipelines.components.OrdinalEncoder method), 1545</i>	<code>update_parameters()</code> <i>(evalml.pipelines.components.StackedEnsembleRegressor method), 1600</i>
<code>update_parameters()</code> <i>(evalml.pipelines.components.Oversampler method), 1548</i>	<code>update_parameters()</code> <i>(evalml.pipelines.components.StandardScaler method), 1602</i>
<code>update_parameters()</code> <i>(evalml.pipelines.components.PCA method), 1550</i>	<code>update_parameters()</code> <i>(evalml.pipelines.components.STLDecomposer method), 1608</i>
<code>update_parameters()</code> <i>(evalml.pipelines.components.PerColumnImputer method), 1553</i>	<code>update_parameters()</code> <i>(evalml.pipelines.components.SVMClassifier method), 1611</i>
<code>update_parameters()</code> <i>(evalml.pipelines.components.PolynomialDecomposer method), 1558</i>	<code>update_parameters()</code> <i>(evalml.pipelines.components.SVMRegressor method), 1614</i>
<code>update_parameters()</code> <i>(evalml.pipelines.components.ProphetRegressor method), 1561</i>	<code>update_parameters()</code> <i>(evalml.pipelines.components.TargetEncoder method), 1617</i>
<code>update_parameters()</code> <i>(evalml.pipelines.components.RandomForestClassifier method), 1564</i>	<code>update_parameters()</code> <i>(evalml.pipelines.components.TargetImputer method), 1620</i>
<code>update_parameters()</code> <i>(evalml.pipelines.components.RandomForestRegressor method), 1567</i>	<code>update_parameters()</code> <i>(evalml.pipelines.components.TimeSeriesBaselineEstimator method), 1623</i>
<code>update_parameters()</code> <i>(evalml.pipelines.components.ReplaceNullableTypes method), 1570</i>	<code>update_parameters()</code> <i>(evalml.pipelines.components.TimeSeriesFeaturizer method), 1626</i>
<code>update_parameters()</code>	<code>update_parameters()</code>

<code>(evalml.pipelines.components.TimeSeriesImputer</code> <code>method), 1629</code>	<code>(evalml.pipelines.components.transformers.encoders.label_encod</code> <code>method), 1067</code>
<code>update_parameters()</code> <code>(evalml.pipelines.components.TimeSeriesRegularizer</code> <code>method), 1632</code>	<code>update_parameters()</code> <code>(evalml.pipelines.components.transformers.encoders.LabelEncod</code> <code>method), 1082</code>
<code>update_parameters()</code> <code>(evalml.pipelines.components.Transformer</code> <code>method), 1635</code>	<code>update_parameters()</code> <code>(evalml.pipelines.components.transformers.encoders.onehot_enco</code> <code>method), 1071</code>
<code>update_parameters()</code> <code>(evalml.pipelines.components.transformers.column_selector.Colum</code> <code>method), 1300</code>	<code>update_parameters()</code> <code>(evalml.pipelines.components.transformers.encoders.OneHotEnc</code> <code>method), 1086</code>
<code>update_parameters()</code> <code>(evalml.pipelines.components.transformers.column_selector.DropC</code> <code>method), 1303</code>	<code>update_parameters()</code> <code>(evalml.pipelines.components.transformers.encoders.ordinal_enc</code> <code>method), 1075</code>
<code>update_parameters()</code> <code>(evalml.pipelines.components.transformers.column_selector.SelectByT</code> <code>method), 1305</code>	<code>update_parameters()</code> <code>(evalml.pipelines.components.transformers.encoders.OrdinalEnc</code> <code>method), 1089</code>
<code>update_parameters()</code> <code>(evalml.pipelines.components.transformers.column_selector.SelectC</code> <code>method), 1307</code>	<code>update_parameters()</code> <code>(evalml.pipelines.components.transformers.encoders.target_enco</code> <code>method), 1079</code>
<code>update_parameters()</code> <code>(evalml.pipelines.components.transformers.DateTimeFeaturizer</code> <code>method), 1315</code>	<code>update_parameters()</code> <code>(evalml.pipelines.components.transformers.encoders.TargetEncod</code> <code>method), 1092</code>
<code>update_parameters()</code> <code>(evalml.pipelines.components.transformers.DFSTransformer</code> <code>method), 1318</code>	<code>update_parameters()</code> <code>(evalml.pipelines.components.transformers.feature_selection.featu</code> <code>method), 1096</code>
<code>update_parameters()</code> <code>(evalml.pipelines.components.transformers.dimensionality_reduc</code> <code>method), 1056</code>	<code>update_parameters()</code> <code>(evalml.pipelines.components.transformers.feature_selection.Feat</code> <code>method), 1115</code>
<code>update_parameters()</code> <code>(evalml.pipelines.components.transformers.dimensionality_reduc</code> <code>method), 1061</code>	<code>update_parameters()</code> <code>(evalml.pipelines.components.transformers.feature_selection.recu</code> <code>method), 1099</code>
<code>update_parameters()</code> <code>(evalml.pipelines.components.transformers.dimensionality_reduc</code> <code>method), 1064</code>	<code>update_parameters()</code> <code>(evalml.pipelines.components.transformers.feature_selection.recu</code> <code>method), 1102</code>
<code>update_parameters()</code> <code>(evalml.pipelines.components.transformers.dimensionality_reduc</code> <code>method), 1059</code>	<code>update_parameters()</code> <code>(evalml.pipelines.components.transformers.feature_selection.recu</code> <code>method), 1105</code>
<code>update_parameters()</code> <code>(evalml.pipelines.components.transformers.DropColumns</code> <code>method), 1320</code>	<code>update_parameters()</code> <code>(evalml.pipelines.components.transformers.feature_selection.rf_c</code> <code>method), 1108</code>
<code>update_parameters()</code> <code>(evalml.pipelines.components.transformers.DropNaNRowsTransfor</code> <code>method), 1322</code>	<code>update_parameters()</code> <code>(evalml.pipelines.components.transformers.feature_selection.rf_r</code> <code>method), 1112</code>
<code>update_parameters()</code> <code>(evalml.pipelines.components.transformers.DropNullColumns</code> <code>method), 1325</code>	<code>update_parameters()</code> <code>(evalml.pipelines.components.transformers.feature_selection.RFC</code> <code>method), 1118</code>
<code>update_parameters()</code> <code>(evalml.pipelines.components.transformers.DropRowsTransfor</code> <code>method), 1327</code>	<code>update_parameters()</code> <code>(evalml.pipelines.components.transformers.feature_selection.RFC</code> <code>method), 1121</code>
<code>update_parameters()</code> <code>(evalml.pipelines.components.transformers.EmailFeaturizer</code> <code>method), 1330</code>	<code>update_parameters()</code> <code>(evalml.pipelines.components.transformers.feature_selection.RFK</code> <code>method), 1125</code>
<code>update_parameters()</code>	<code>update_parameters()</code>

<code>(evalml.pipelines.components.transformers.feature_selection.FeatureSelectorFromModel</code>	<code>(evalml.pipelines.components.transformers.LSA</code>
<code>method), 1128</code>	<code>method), 1345</code>
<code>update_parameters()</code>	<code>update_parameters()</code>
<code>(evalml.pipelines.components.transformers.FeatureSelector</code>	<code>(evalml.pipelines.components.transformers.NaturalLanguageFeaturizer</code>
<code>method), 1333</code>	<code>method), 1348</code>
<code>update_parameters()</code>	<code>update_parameters()</code>
<code>(evalml.pipelines.components.transformers.Imputer</code>	<code>(evalml.pipelines.components.transformers.OneHotEncoder</code>
<code>method), 1335</code>	<code>method), 1351</code>
<code>update_parameters()</code>	<code>update_parameters()</code>
<code>(evalml.pipelines.components.transformers.imputers.Imputer</code>	<code>(evalml.pipelines.components.transformers.OrdinalEncoder</code>
<code>method), 1151</code>	<code>method), 1355</code>
<code>update_parameters()</code>	<code>update_parameters()</code>
<code>(evalml.pipelines.components.transformers.imputers.imputer</code>	<code>(evalml.pipelines.components.transformers.Oversampler</code>
<code>method), 1131</code>	<code>method), 1357</code>
<code>update_parameters()</code>	<code>update_parameters()</code>
<code>(evalml.pipelines.components.transformers.imputers.knn_imputer</code>	<code>(evalml.pipelines.components.transformers.PCA</code>
<code>method), 1134</code>	<code>method), 1360</code>
<code>update_parameters()</code>	<code>update_parameters()</code>
<code>(evalml.pipelines.components.transformers.imputers.KNNImputer</code>	<code>(evalml.pipelines.components.transformers.PerColumnImputer</code>
<code>method), 1153</code>	<code>method), 1363</code>
<code>update_parameters()</code>	<code>update_parameters()</code>
<code>(evalml.pipelines.components.transformers.imputers.per_column_imputer</code>	<code>(evalml.pipelines.components.transformers.PolynomialDecomposer</code>
<code>method), 1137</code>	<code>method), 1368</code>
<code>update_parameters()</code>	<code>update_parameters()</code>
<code>(evalml.pipelines.components.transformers.imputers.PerColumnImputer</code>	<code>(evalml.pipelines.components.transformers.preprocessing.datetime_encoder</code>
<code>method), 1156</code>	<code>method), 1167</code>
<code>update_parameters()</code>	<code>update_parameters()</code>
<code>(evalml.pipelines.components.transformers.imputers.simple_imputer</code>	<code>(evalml.pipelines.components.transformers.preprocessing.DateTransformer</code>
<code>method), 1140</code>	<code>method), 1227</code>
<code>update_parameters()</code>	<code>update_parameters()</code>
<code>(evalml.pipelines.components.transformers.imputers.SimpleImputer</code>	<code>(evalml.pipelines.components.transformers.preprocessing.Decomposer</code>
<code>method), 1158</code>	<code>method), 1231</code>
<code>update_parameters()</code>	<code>update_parameters()</code>
<code>(evalml.pipelines.components.transformers.imputers.target_encoder</code>	<code>(evalml.pipelines.components.transformers.preprocessing.decomposer</code>
<code>method), 1143</code>	<code>method), 1172</code>
<code>update_parameters()</code>	<code>update_parameters()</code>
<code>(evalml.pipelines.components.transformers.imputers.TargetEncoder</code>	<code>(evalml.pipelines.components.transformers.preprocessing.DFSTransformer</code>
<code>method), 1161</code>	<code>method), 1234</code>
<code>update_parameters()</code>	<code>update_parameters()</code>
<code>(evalml.pipelines.components.transformers.imputers.time_series_imputer</code>	<code>(evalml.pipelines.components.transformers.preprocessing.drop_na</code>
<code>method), 1147</code>	<code>method), 1174</code>
<code>update_parameters()</code>	<code>update_parameters()</code>
<code>(evalml.pipelines.components.transformers.imputers.TimeSeriesImputer</code>	<code>(evalml.pipelines.components.transformers.preprocessing.drop_na</code>
<code>method), 1164</code>	<code>method), 1177</code>
<code>update_parameters()</code>	<code>update_parameters()</code>
<code>(evalml.pipelines.components.transformers.LabelEncoder</code>	<code>(evalml.pipelines.components.transformers.preprocessing.drop_na</code>
<code>method), 1338</code>	<code>method), 1180</code>
<code>update_parameters()</code>	<code>update_parameters()</code>
<code>(evalml.pipelines.components.transformers.LinearDiscriminantAnalysis</code>	<code>(evalml.pipelines.components.transformers.preprocessing.DropNullColumns</code>
<code>method), 1340</code>	<code>method), 1236</code>
<code>update_parameters()</code>	<code>update_parameters()</code>
<code>(evalml.pipelines.components.transformers.LogTransformer</code>	<code>(evalml.pipelines.components.transformers.preprocessing.DropNullColumns</code>
<code>method), 1343</code>	<code>method), 1239</code>
<code>update_parameters()</code>	<code>update_parameters()</code>

(`evalml.pipelines.components.transformers.preprocessing.DummyTransformer`), 1241

`update_parameters()` (`evalml.pipelines.components.transformers.preprocessing.DummyTransformer`), 1241

(`evalml.pipelines.components.transformers.preprocessing.ElasticNetPipeline`), 1244

`update_parameters()` (`evalml.pipelines.components.transformers.preprocessing.ElasticNetPipeline`), 1270

(`evalml.pipelines.components.transformers.preprocessing.FeatureDropPipeline`), 1184

`update_parameters()` (`evalml.pipelines.components.transformers.preprocessing.FeatureDropPipeline`), 1273

(`evalml.pipelines.components.transformers.preprocessing.LogTransformPipeline`), 1186

`update_parameters()` (`evalml.pipelines.components.transformers.preprocessing.LogTransformPipeline`), 1221

(`evalml.pipelines.components.transformers.preprocessing.LogTransformPipeline`), 1246

`update_parameters()` (`evalml.pipelines.components.transformers.preprocessing.LogTransformPipeline`), 1223

(`evalml.pipelines.components.transformers.preprocessing.LSA`), 1248

`update_parameters()` (`evalml.pipelines.components.transformers.preprocessing.LSA`), 1276

(`evalml.pipelines.components.transformers.preprocessing.LSML`), 1189

`update_parameters()` (`evalml.pipelines.components.transformers.preprocessing.LSML`), 1370

(`evalml.pipelines.components.transformers.preprocessing.NaturalLanguageProcessor`), 1192

`update_parameters()` (`evalml.pipelines.components.transformers.preprocessing.NaturalLanguageProcessor`), 1373

(`evalml.pipelines.components.transformers.preprocessing.NaturalLanguageProcessor`), 1251

`update_parameters()` (`evalml.pipelines.components.transformers.preprocessing.NaturalLanguageProcessor`), 1376

(`evalml.pipelines.components.transformers.preprocessing.PolynomialRegression`), 1199

`update_parameters()` (`evalml.pipelines.components.transformers.preprocessing.PolynomialRegression`), 1379

(`evalml.pipelines.components.transformers.preprocessing.PolynomialRegression`), 1257

`update_parameters()` (`evalml.pipelines.components.transformers.preprocessing.PolynomialRegression`), 1382

(`evalml.pipelines.components.transformers.preprocessing.ReplaceNullableTypes`), 1201

`update_parameters()` (`evalml.pipelines.components.transformers.preprocessing.ReplaceNullableTypes`), 1279

(`evalml.pipelines.components.transformers.preprocessing.ReplaceNullableTypes`), 1259

`update_parameters()` (`evalml.pipelines.components.transformers.preprocessing.ReplaceNullableTypes`), 1289

(`evalml.pipelines.components.transformers.preprocessing.StandardScaler`), 1208

`update_parameters()` (`evalml.pipelines.components.transformers.preprocessing.StandardScaler`), 1282

(`evalml.pipelines.components.transformers.preprocessing.StandardScaler`), 1264

`update_parameters()` (`evalml.pipelines.components.transformers.preprocessing.StandardScaler`), 1292

(`evalml.pipelines.components.transformers.preprocessing.TextTransformer`), 1211

`update_parameters()` (`evalml.pipelines.components.transformers.preprocessing.TextTransformer`), 1286

(`evalml.pipelines.components.transformers.preprocessing.TextTransformer`), 1267

`update_parameters()` (`evalml.pipelines.components.transformers.preprocessing.TextTransformer`), 1295

(`evalml.pipelines.components.transformers.preprocessing.TimeSeriesTransformer`), 1214

`update_parameters()` (`evalml.pipelines.components.transformers.preprocessing.TimeSeriesTransformer`), 1297

`update_parameters()`

<code>(evalml.pipelines.components.transformers.SelectByType</code>	<code>(evalml.pipelines.components.VowpalWabbitMulticlassClassifier</code>
<code>method), 1384</code>	<code>method), 1649</code>
<code>update_parameters()</code>	<code>update_parameters()</code>
<code>(evalml.pipelines.components.transformers.SelectColumns</code>	<code>(evalml.pipelines.components.VowpalWabbitRegressor</code>
<code>method), 1387</code>	<code>method), 1652</code>
<code>update_parameters()</code>	<code>update_parameters()</code>
<code>(evalml.pipelines.components.transformers.SimpleImputer</code>	<code>(evalml.pipelines.components.XGBoostClassifier</code>
<code>method), 1389</code>	<code>method), 1656</code>
<code>update_parameters()</code>	<code>update_parameters()</code>
<code>(evalml.pipelines.components.transformers.StandardScaler</code>	<code>(evalml.pipelines.components.XGBoostRegressor</code>
<code>method), 1392</code>	<code>method), 1659</code>
<code>update_parameters()</code>	<code>update_parameters()</code>
<code>(evalml.pipelines.components.transformers.STLDecomposer</code>	<code>(evalml.pipelines.DecisionTreeClassifier</code>
<code>method), 1397</code>	<code>method), 1789</code>
<code>update_parameters()</code>	<code>update_parameters()</code>
<code>(evalml.pipelines.components.transformers.TargetEncoder</code>	<code>(evalml.pipelines.DecisionTreeRegressor</code>
<code>method), 1400</code>	<code>method), 1793</code>
<code>update_parameters()</code>	<code>update_parameters()</code>
<code>(evalml.pipelines.components.transformers.TargetImputer</code>	<code>(evalml.pipelines.DFSTransformer</code>
<code>method), 1402</code>	<code>method), 1796</code>
<code>update_parameters()</code>	<code>update_parameters()</code>
<code>(evalml.pipelines.components.transformers.TimeSeriesFeatureTransformer</code>	<code>(evalml.pipelines.DropNaNRowsTransformer</code>
<code>method), 1406</code>	<code>method), 1798</code>
<code>update_parameters()</code>	<code>update_parameters()</code>
<code>(evalml.pipelines.components.transformers.TimeSeriesImputer</code>	<code>(evalml.pipelines.ElasticNetClassifier</code>
<code>method), 1408</code>	<code>method), 1802</code>
<code>update_parameters()</code>	<code>update_parameters()</code>
<code>(evalml.pipelines.components.transformers.TimeSeriesRegularizer</code>	<code>(evalml.pipelines.ElasticNetRegressor</code>
<code>method), 1412</code>	<code>method), 1805</code>
<code>update_parameters()</code>	<code>update_parameters()</code>
<code>(evalml.pipelines.components.transformers.Transformer</code>	<code>(evalml.pipelines.Estimator</code>
<code>method), 1414</code>	<code>method), 1808</code>
<code>update_parameters()</code>	<code>update_parameters()</code>
<code>(evalml.pipelines.components.transformers.transformer.Transformer</code>	<code>(evalml.pipelines.ExponentialSmoothingRegressor</code>
<code>method), 1310</code>	<code>method), 1811</code>
<code>update_parameters()</code>	<code>update_parameters()</code>
<code>(evalml.pipelines.components.transformers.Undersampler</code>	<code>(evalml.pipelines.ExtraTreesClassifier</code>
<code>method), 1418</code>	<code>method), 1815</code>
<code>update_parameters()</code>	<code>update_parameters()</code>
<code>(evalml.pipelines.components.transformers.URLFeaturizer</code>	<code>(evalml.pipelines.ExtraTreesRegressor</code>
<code>method), 1420</code>	<code>method), 1818</code>
<code>update_parameters()</code>	<code>update_parameters()</code>
<code>(evalml.pipelines.components.Undersampler</code>	<code>(evalml.pipelines.FeatureSelector</code>
<code>method), 1638</code>	<code>method), 1821</code>
<code>update_parameters()</code>	<code>update_parameters()</code>
<code>(evalml.pipelines.components.URLFeaturizer</code>	<code>(evalml.pipelines.Imputer</code>
<code>method), 1640</code>	<code>method), 1824</code>
<code>update_parameters()</code>	<code>update_parameters()</code>
<code>(evalml.pipelines.components.VARMAXRegressor</code>	<code>(evalml.pipelines.KNeighborsClassifier</code>
<code>method), 1643</code>	<code>method), 1827</code>
<code>update_parameters()</code>	<code>update_parameters()</code>
<code>(evalml.pipelines.components.VowpalWabbitBinaryClassifier</code>	<code>(evalml.pipelines.LightGBMClassifier</code>
<code>method), 1646</code>	<code>method), 1831</code>
<code>update_parameters()</code>	<code>update_parameters()</code>
	<code>(evalml.pipelines.LightGBMRegressor</code>
	<code>method), 1834</code>



<code>update_parameters()</code> ( <i>evalml.pipelines.LinearRegressor</i> method), 1837	<code>update_parameters()</code> ( <i>evalml.pipelines.TimeSeriesFeaturizer</i> method), 1936
<code>update_parameters()</code> ( <i>evalml.pipelines.LogisticRegressionClassifier</i> method), 1841	<code>update_parameters()</code> ( <i>evalml.pipelines.TimeSeriesImputer</i> method), 1938
<code>update_parameters()</code> ( <i>evalml.pipelines.OneHotEncoder</i> method), 1859	<code>update_parameters()</code> ( <i>evalml.pipelines.TimeSeriesRegularizer</i> method), 1957
<code>update_parameters()</code> ( <i>evalml.pipelines.OrdinalEncoder</i> method), 1862	<code>update_parameters()</code> ( <i>evalml.pipelines.Transformer</i> method), 1960
<code>update_parameters()</code> ( <i>evalml.pipelines.PerColumnImputer</i> method), 1865	<code>update_parameters()</code> ( <i>evalml.pipelines.VARMAXRegressor</i> method), 1963
<code>update_parameters()</code> ( <i>evalml.pipelines.ProphetRegressor</i> method), 1874	<code>update_parameters()</code> ( <i>evalml.pipelines.VowpalWabbitBinaryClassifier</i> method), 1966
<code>update_parameters()</code> ( <i>evalml.pipelines.RandomForestClassifier</i> method), 1877	<code>update_parameters()</code> ( <i>evalml.pipelines.VowpalWabbitMulticlassClassifier</i> method), 1969
<code>update_parameters()</code> ( <i>evalml.pipelines.RandomForestRegressor</i> method), 1880	<code>update_parameters()</code> ( <i>evalml.pipelines.VowpalWabbitRegressor</i> method), 1972
<code>update_parameters()</code> ( <i>evalml.pipelines.RFClassifierSelectFromModel</i> method), 1889	<code>update_parameters()</code> ( <i>evalml.pipelines.XGBoostClassifier</i> method), 1975
<code>update_parameters()</code> ( <i>evalml.pipelines.RFRegressorSelectFromModel</i> method), 1892	<code>update_parameters()</code> ( <i>evalml.pipelines.XGBoostRegressor</i> method), 1978
<code>update_parameters()</code> ( <i>evalml.pipelines.SimpleImputer</i> method), 1895	<code>URLFeaturizer</code> (class in <i>evalml.pipelines.components</i> ), 1638
<code>update_parameters()</code> ( <i>evalml.pipelines.StackedEnsembleBase</i> method), 1898	<code>URLFeaturizer</code> (class in <i>evalml.pipelines.components.transformers</i> ), 1418
<code>update_parameters()</code> ( <i>evalml.pipelines.StackedEnsembleClassifier</i> method), 1902	<code>URLFeaturizer</code> (class in <i>evalml.pipelines.components.transformers.preprocessing</i> ), 1274
<code>update_parameters()</code> ( <i>evalml.pipelines.StackedEnsembleRegressor</i> method), 1906	<code>URLFeaturizer</code> (class in <i>evalml.pipelines.components.transformers.preprocessing.transformers</i> ), 1221
<code>update_parameters()</code> ( <i>evalml.pipelines.StandardScaler</i> method), 1908	<b>V</b>
<code>update_parameters()</code> ( <i>evalml.pipelines.SVMClassifier</i> method), 1911	<code>validate()</code> ( <i>evalml.data_checks.class_imbalance_data_check.ClassImbalanceDataCheck</i> method), 343
<code>update_parameters()</code> ( <i>evalml.pipelines.SVMRegressor</i> method), 1914	<code>validate()</code> ( <i>evalml.data_checks.ClassImbalanceDataCheck</i> method), 400
<code>update_parameters()</code> ( <i>evalml.pipelines.TargetEncoder</i> method), 1917	<code>validate()</code> ( <i>evalml.data_checks.data_check.DataCheck</i> method), 346
	<code>validate()</code> ( <i>evalml.data_checks.data_checks.DataChecks</i> method), 356
	<code>validate()</code> ( <i>evalml.data_checks.DataCheck</i> method), 402
	<code>validate()</code> ( <i>evalml.data_checks.DataChecks</i> method), 408

`validate()` (`evalml.data_checks.datetime_format_data_check.NullDataCheck` method), 357  
`validate()` (`evalml.data_checks.DateTimeFormatDataCheck` method), 409  
`validate()` (`evalml.data_checks.default_data_checks.DefaultDataChecks` method), 365  
`validate()` (`evalml.data_checks.DefaultDataChecks` method), 417  
`validate()` (`evalml.data_checks.id_columns_data_check.IDColumnsDataCheck` method), 366  
`validate()` (`evalml.data_checks.IDColumnsDataCheck` method), 418  
`validate()` (`evalml.data_checks.invalid_target_data_check.InvalidTargetDataCheck` method), 370  
`validate()` (`evalml.data_checks.InvalidTargetDataCheck` method), 422  
`validate()` (`evalml.data_checks.multicollinearity_data_check.MulticollinearityDataCheck` method), 373  
`validate()` (`evalml.data_checks.MulticollinearityDataCheck` method), 425  
`validate()` (`evalml.data_checks.no_variance_data_check.NoVarianceDataCheck` method), 375  
`validate()` (`evalml.data_checks.NoVarianceDataCheck` method), 426  
`validate()` (`evalml.data_checks.null_data_check.NullDataCheck` method), 379  
`validate()` (`evalml.data_checks.NullDataCheck` method), 429  
`validate()` (`evalml.data_checks.outliers_data_check.OutliersDataCheck` method), 383  
`validate()` (`evalml.data_checks.OutliersDataCheck` method), 434  
`validate()` (`evalml.data_checks.sparsity_data_check.SparsityDataCheck` method), 385  
`validate()` (`evalml.data_checks.SparsityDataCheck` method), 435  
`validate()` (`evalml.data_checks.target_distribution_data_check.TargetDistributionDataCheck` method), 387  
`validate()` (`evalml.data_checks.target_leakage_data_check.TargetLeakageDataCheck` method), 389  
`validate()` (`evalml.data_checks.TargetDistributionDataCheck` method), 436  
`validate()` (`evalml.data_checks.TargetLeakageDataCheck` method), 438  
`validate()` (`evalml.data_checks.TimeSeriesParametersDataCheck` method), 440  
`validate()` (`evalml.data_checks.TimeSeriesSplittingDataCheck` method), 441  
`validate()` (`evalml.data_checks.ts_parameters_data_check.TimeSeriesParametersDataCheck` method), 391  
`validate()` (`evalml.data_checks.ts_splitting_data_check.TimeSeriesSplittingDataCheck` method), 393  
`validate()` (`evalml.data_checks.uniqueness_data_check.UniquenessDataCheck` method), 395

`validate_data_inputs()` (`evalml.data_checks.UniqueDataCheck` method), 443  
`validate_holdout_datasets()` (in module `evalml.utils.gen_utils`), 2035  
`validate_inputs()` (`evalml.objectives.AccuracyBinary` method), 601  
`validate_inputs()` (`evalml.objectives.AccuracyMulticlass` method), 602  
`validate_inputs()` (`evalml.objectives.AUC` method), 605  
`validate_inputs()` (`evalml.objectives.AUCMacro` method), 606  
`validate_inputs()` (`evalml.objectives.AUCMicro` method), 608  
`validate_inputs()` (`evalml.objectives.AUCWeighted` method), 610  
`validate_inputs()` (`evalml.objectives.BalancedAccuracyBinary` method), 612  
`validate_inputs()` (`evalml.objectives.BalancedAccuracyMulticlass` method), 614  
`validate_inputs()` (`evalml.objectives.binary_classification_objective.BinaryClassificationObjective` method), 500  
`validate_inputs()` (`evalml.objectives.BinaryClassificationObjective` method), 617  
`validate_inputs()` (`evalml.objectives.cost_benefit_matrix.CostBenefitMatrix` method), 503  
`validate_inputs()` (`evalml.objectives.CostBenefitMatrix` method), 619  
`validate_inputs()` (`evalml.objectives.ExpVariance` method), 621  
`validate_inputs()` (`evalml.objectives.F1` method), 623  
`validate_inputs()` (`evalml.objectives.F1Macro` method), 625  
`validate_inputs()` (`evalml.objectives.F1Micro` method), 626  
`validate_inputs()` (`evalml.objectives.F1Weighted` method), 628  
`validate_inputs()` (`evalml.objectives.fraud_cost.FraudCost` method), 506  
`validate_inputs()` (`evalml.objectives.FraudCost` method), 631  
`validate_inputs()` (`evalml.objectives.Gini` method), 635  
`validate_inputs()` (`evalml.objectives.lead_scoring.LeadScoring` method), 509  
`validate_inputs()` (`evalml.objectives.LeadScoring` method), 638  
`validate_inputs()` (`evalml.objectives.LogLossBinary` method), 640  
`validate_inputs()` (`evalml.objectives.LogLossMulticlass` method), 641  
`validate_inputs()` (`evalml.objectives.MAE` method), 643

`validate_inputs()` (*evalml.objectives.MAPE method*), 645

`validate_inputs()` (*evalml.objectives.MASE method*), 647

`validate_inputs()` (*evalml.objectives.MaxError method*), 648

`validate_inputs()` (*evalml.objectives.MCCBinary method*), 651

`validate_inputs()` (*evalml.objectives.MCCMulticlass method*), 652

`validate_inputs()` (*evalml.objectives.MeanSquaredLogError method*), 654

`validate_inputs()` (*evalml.objectives.MedianAE method*), 656

`validate_inputs()` (*evalml.objectives.MSE method*), 658

`validate_inputs()` (*evalml.objectives.multiclass\_classification\_objective.MulticlassClassificationObjective method*), 511

`validate_inputs()` (*evalml.objectives.MulticlassClassificationObjective method*), 660

`validate_inputs()` (*evalml.objectives.objective\_base.ObjectiveBase method*), 514

`validate_inputs()` (*evalml.objectives.ObjectiveBase method*), 662

`validate_inputs()` (*evalml.objectives.Precision method*), 665

`validate_inputs()` (*evalml.objectives.PrecisionMacro method*), 667

`validate_inputs()` (*evalml.objectives.PrecisionMicro method*), 668

`validate_inputs()` (*evalml.objectives.PrecisionWeighted method*), 670

`validate_inputs()` (*evalml.objectives.R2 method*), 672

`validate_inputs()` (*evalml.objectives.Recall method*), 674

`validate_inputs()` (*evalml.objectives.RecallMacro method*), 676

`validate_inputs()` (*evalml.objectives.RecallMicro method*), 678

`validate_inputs()` (*evalml.objectives.RecallWeighted method*), 679

`validate_inputs()` (*evalml.objectives.regression\_objective.RegressionObjective method*), 517

`validate_inputs()` (*evalml.objectives.RegressionObjective method*), 682

`validate_inputs()` (*evalml.objectives.RootMeanSquaredError method*), 684

`validate_inputs()` (*evalml.objectives.RootMeanSquaredLogError method*), 686

`validate_inputs()` (*evalml.objectives.sensitivity\_low\_alert.SensitivityLowAlert method*), 520

`validate_inputs()` (*evalml.objectives.SensitivityLowAlert method*), 688

`validate_inputs()` (*evalml.objectives.SMAPE method*), 690

`validate_inputs()` (*evalml.objectives.standard\_metrics.AccuracyBinary method*), 523

`validate_inputs()` (*evalml.objectives.standard\_metrics.AccuracyMulticlass method*), 525

`validate_inputs()` (*evalml.objectives.standard\_metrics.AUC method*), 527

`validate_inputs()` (*evalml.objectives.standard\_metrics.AUCMacro method*), 529

`validate_inputs()` (*evalml.objectives.standard\_metrics.AUCMicro method*), 530

`validate_inputs()` (*evalml.objectives.standard\_metrics.AUCWeighted method*), 532

`validate_inputs()` (*evalml.objectives.standard\_metrics.BalancedAccuracyBinary method*), 535

`validate_inputs()` (*evalml.objectives.standard\_metrics.BalancedAccuracyMulticlass method*), 536

`validate_inputs()` (*evalml.objectives.standard\_metrics.ExpVariance method*), 538

`validate_inputs()` (*evalml.objectives.standard\_metrics.F1 method*), 540

`validate_inputs()` (*evalml.objectives.standard\_metrics.F1Macro method*), 542

`validate_inputs()` (*evalml.objectives.standard\_metrics.F1Micro method*), 543

`validate_inputs()` (*evalml.objectives.standard\_metrics.F1Weighted method*), 545

`validate_inputs()` (*evalml.objectives.standard\_metrics.Gini method*), 548

`validate_inputs()` (*evalml.objectives.standard\_metrics.LogLossBinary method*), 550

`validate_inputs()` (*evalml.objectives.standard\_metrics.LogLossMulticlass method*), 551

`validate_inputs()` (*evalml.objectives.standard\_metrics.MAE method*), 553

`validate_inputs()` (*evalml.objectives.standard\_metrics.MAPE method*), 555

`validate_inputs()` (*evalml.objectives.standard\_metrics.MASE method*), 557

`validate_inputs()` (*evalml.objectives.standard\_metrics.MaxError method*), 558

`validate_inputs()` (*evalml.objectives.standard\_metrics.MCCBinary method*), 561

`validate_inputs()` (*evalml.objectives.standard\_metrics.MCCMulticlass method*), 562

`validate_inputs()` (*evalml.objectives.standard\_metrics.MeanSquaredLogError method*), 564

`validate_inputs()` (*evalml.objectives.standard\_metrics.MedianAE method*), 566

`validate_inputs()` (*evalml.objectives.standard\_metrics.MSE method*), 568

`validate_inputs()` (*evalml.objectives.standard\_metrics.Precision method*), 570





[807](#)  
VowpalWabbitMulticlassClassifier (class in [evalml.pipelines.components.estimators](#)),  
[evalml.pipelines.components.estimators.classifiers.vowpal\\_wabbit\\_classifiers](#)),  
[761](#)  
VowpalWabbitRegressor (class in [evalml.pipelines](#)), [evalml.pipelines.components.estimators.regressors](#)),  
[1969](#) [940](#)  
VowpalWabbitRegressor (class in [XGBoostRegressor](#) (class in  
[evalml.pipelines.components](#)), [1649](#) [evalml.pipelines.components.estimators.regressors.xgboost\\_regre](#)  
VowpalWabbitRegressor (class in [879](#)  
[evalml.pipelines.components.estimators](#)),  
[1043](#)  
VowpalWabbitRegressor (class in  
[evalml.pipelines.components.estimators.regressors](#)),  
[937](#)  
VowpalWabbitRegressor (class in  
[evalml.pipelines.components.estimators.regressors.vowpal\\_wabbit\\_regressor](#)),  
[876](#)

## W

warning() ([evalml.automl.engine.engine\\_base.JobLogger](#)  
[method](#)), [301](#)  
warning\_not\_unique\_enough (in [module](#)  
[evalml.data\\_checks.uniqueness\\_data\\_check](#)),  
[397](#)  
warning\_too\_unique (in [module](#)  
[evalml.data\\_checks.sparsity\\_data\\_check](#)),  
[386](#)  
warning\_too\_unique (in [module](#)  
[evalml.data\\_checks.uniqueness\\_data\\_check](#)),  
[397](#)  
WrappedSKClassifier (class in  
[evalml.pipelines.components.utils](#)), [1428](#)  
WrappedSKRegressor (class in  
[evalml.pipelines.components.utils](#)), [1430](#)  
write\_to\_logger() ([evalml.automl.engine.engine\\_base.JobLogger](#)  
[method](#)), [301](#)

## X

XGBoostClassifier (class in [evalml.pipelines](#)), [1972](#)  
XGBoostClassifier (class in  
[evalml.pipelines.components](#)), [1652](#)  
XGBoostClassifier (class in  
[evalml.pipelines.components.estimators](#)),  
[1046](#)  
XGBoostClassifier (class in  
[evalml.pipelines.components.estimators.classifiers](#)),  
[810](#)  
XGBoostClassifier (class in  
[evalml.pipelines.components.estimators.classifiers.xgboost\\_classifier](#)),  
[765](#)  
XGBoostRegressor (class in [evalml.pipelines](#)), [1975](#)  
XGBoostRegressor (class in  
[evalml.pipelines.components](#)), [1656](#)